



HIGH PERFORMANCE LED

LIGHTING & ACCESSORIES





WARNING: This catalog does not advise whether a State of California Proposition 65 warning is required for a particular item of merchandise. To learn whether a particular item of merchandise requires a California Proposition 65 warning, please be sure to look up and read the particular merchandise's listing on Metra's, as well as read the particular merchandise's packaging. When a California Proposition 65 warning is present on Metra's website listing for the particular merchandise, or on the particular merchandise's packaging, a compliant California Proposition 65 warning is to be provided to the purchasing California consumer prior to the sale of the particular merchandise.



CONTENTS

• LIGHTBARS	2-23	• VEHICLE LIGHTING	63-70
• WIRING HARNESS	24-26	• SADDLE TRAMP	71-80
• LIGHTBAR LENS COVERS	27	• POWERSPORTS	81-84
• BRACKET & MOUNTS	29-36	• METRA MARINE	85-94
• CUBE LIGHTS	37-44	• HEISE MUNICIPALITY	95-100
• DRIVING LIGHTS	45-48	• HEISE TRAILER	101-108
• ACCENT LIGHTS	49-54	• MERCHANDISE	109-111
• LED STRIP LIGHTS	55-62	• TERMS & CONDITIONS	112

UNIVERSAL FIT

HIGH PERFORMANCE LED LIGHTING



Auxiliary driving and fog lights are intended for use solely as auxiliary lighting. They are not intended to be used for headlight purposes, nor are they certified for headlight usage. Auxiliary lights are designed to improve visibility during night time driving and inclement weather. Irresponsible use of any auxiliary light can be dangerous and illegal. Auxiliary

driving lights are intended to supplement the high-beam of a standard headlamp system. They are not intended for use alone or with the low-beam of a standard headlamp system. Lighting laws vary from state to state.



LED LIGHTBARS

LED LIGHTBARS



UNIVERSAL FIT
LED LIGHTBARS

FEATURES

M MILITARY BREATHER PORT



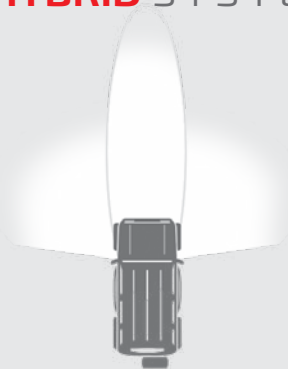
MACHINED MECHANICAL VENT PORT

1. Allows for any internal moisture to escape which can be caused by extreme heat and rapid cooling
2. Also assists with preventing any external moisture from entering the lightbar housing



HEISE QUALITY

H HYBRID SYSTEM



THE BEST OF BOTH WORLDS

Intense spotlights in the center flanked by widebeam driving lights on each side give you everything in one lightbar

Heise LED Lighting Systems®, by Metra Electronics®, are exclusively engineered and manufactured to meet all international standards. Metra's history, experience and approach to engineering and manufacturing ensure that their products stand out among the competitors and are the highest quality lights available on the market.

The Heise range of lighting technology integrates advanced thermal management, short circuit and open circuit protection and many other innovative features. All products undergo rigorous testing during the development and manufacturing process and again before leaving the factory.

DUAL ROW LED LIGHTBARS

HIGH OUTPUT

HE-HDR8 08 INCH 12 LED NEW!

Wattage: 36W • Raw Lumens: 3240lm
Current Consumption @ 13.8V: 2.26A • IP Rating: IP67



HE-HDR14 14 INCH 24 LED NEW!

Wattage: 72W • Raw Lumens: 6480lm
Current Consumption @ 13.8V: 4.5A • IP Rating: IP67



HE-HDR22 22 INCH 40 LED NEW!

Wattage: 120W • Raw Lumens: 10800lm
Current Consumption @ 13.8V: 4.52A • IP Rating: IP67



HE-HDR32 32 INCH 40 LED NEW!

Wattage: 180W • Raw Lumens: 16200lm
Current Consumption @ 13.8V: 16.5A • IP Rating: IP67



HE-HDR42 42 INCH 60 LED NEW!

Wattage: 240W • Raw Lumens: 21600lm
Current Consumption @ 13.8V: 8.8A • IP Rating: IP67



HE-HDR50 50 INCH 60 LED NEW!

Wattage: 288W • Raw Lumens: 25920lm
Current Consumption @ 13.8V: 18.1A
IP Rating: IP67



H
HYBRID

U
UNIVERSAL

M
MILITARY BREATHER
MEMBRANE

COMMON FEATURES

M MILITARY BREATHER PORT



MACHINED MECHANICAL VENT PORT

1. Allows for any internal moisture to escape which can be caused by extreme heat and rapid cooling
2. Also assists with preventing any external moisture from entering the lightbar housing

INPUT VOLTAGE: 10-30V DC

COLOR TEMPERATURE: 6000K

BEAM PATTERN: COMBO: 90° FLOOD / 8° SPOT

HOUSING MATERIAL: DIE-CAST ALUMINUM

COLOR: BLACK

MEMBRANE: MILITARY BREATHER

LENS MATERIAL: POLYCARBONATE

MOUNTING BOLT DRILL: 0.25"

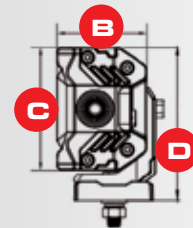
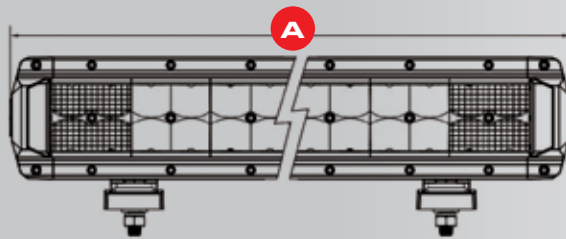
ELECTRONICS: INTEGRATED-EPOXY ENCAPSULATED

HARDWARE: ALUMINUM

OPERATING TEMPERATURE: -40°F TO +140°F

PROTECTION: REVERSE POLARITY

SPECS & MEASUREMENTS



PART	A	B	C	D
HE-HDR8	8.11"	2.28"	3.07"	3.62"
HE-HDR14	14.13"	2.28"	3.07"	3.62"
HE-HDR22	22.17"	2.28"	3.07"	3.62"
HE-HDR32	32.20"	2.28"	3.07"	3.62"
HE-HDR42	42.24"	2.28"	3.07"	3.62"
HE-HDR50	50.28"	2.28"	3.07"	3.62"

DUAL ROW HEATED LED LIGHTBARS

NEW!

HE-HDRH22

22 INCH

40 LED

HIGH OUTPUT

HEATED

Wattage: 120W • **Raw Lumens:** 10800lm • **IP Rating:** IP67

Current Consumption @ 13.8V: 8.27A

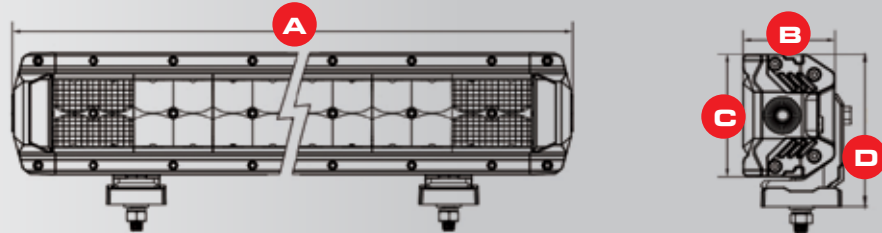
The lightbar's heating element will activate below 41°F to assist with defrosting and de-icing of the lightbar and will automatically shut off when temperature reaches above 41°F



SPECS & MEASUREMENTS



Heating element



PART	A	B	C	D
HE-HDRH22	22.17"	2.28"	3.07"	3.62"

DUAL ROW SIDE LIGHT LED LIGHTBARS

HIGH OUTPUT **SIDE LIGHT**

HE-HDRS8

9.2 INCH

12 LED

NEW!

Wattage: 48W • **Raw Lumens:** 4760lm

Current Consumption @ 13.8V: 3.58A • **IP Rating:** IP67



HE-HDRS14

15.2 INCH

24 LED

NEW!

Wattage: 84W • **Raw Lumens:** 8000lm

Current Consumption @ 13.8V: 5.58A • **IP Rating:** IP67



HE-HDRS22

23.2 INCH

40 LED

NEW!

Wattage: 132W • **Raw Lumens:** 12320lm

Current Consumption @ 13.8V: 9.58A • **IP Rating:** IP67

The High Output Side Light series builds on the extreme power of the High Output series by incorporating a set of defused LED endcaps. The result, a lightbar that produces an amazing 240 degree field of intense illumination.





HYBRID



UNIVERSAL



MILITARY BREATHER
MEMBRANE

COMMON FEATURES



UNIVERSAL DUAL MOUNT SYSTEM



MOUNT ANYWHERE

Heavy duty rubber foot mounts
help reduce vibration for LED
lightbars anywhere.

INPUT VOLTAGE: 10-30V DC

COLOR TEMPERATURE: 6000K

BEAM PATTERN: COMBO: 90° FLOOD / 8° SPOT

HOUSING MATERIAL: DIE-CAST ALUMINUM

COLOR: BLACK

MEMBRANE: MILITARY BREATHER

LENS MATERIAL: POLYCARBONATE

MOUNTING BOLT DRILL: 0.25"

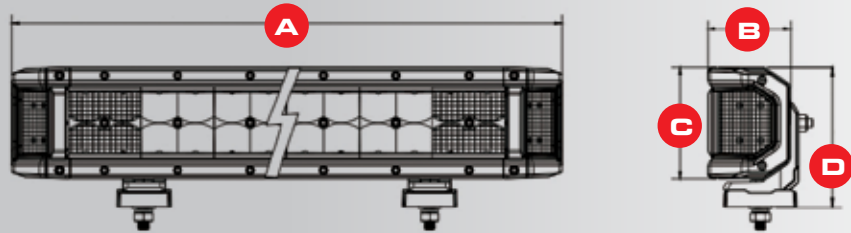
ELECTRONICS: INTEGRATED-EPOXY ENCAPSULATED

HARDWARE: ALUMINUM

OPERATING TEMPERATURE: -40°F TO +140°F

PROTECTION: REVERSE POLARITY

SPECS & MEASUREMENTS



PART	A	B	C	D
HE-HDRS8	9.13"	2.28"	3.07"	3.62"
HE-HDRS14	15.16"	2.28"	3.07"	3.62"
HE-HDRS22	23.19"	2.28"	3.07"	3.62"



INFINITE SERIES LED LIGHTBARS



RGB LEDS

HE-INFIN8 8 INCH 12 LED

Wattage: 18W • **Raw Lumens:** 2280lm • **Lux @ 10M:** 235
Current Consumption @ 13.8V: 1.3A • **IP Rating:** IP67



HE-INFIN14 14 INCH 24 LED

Wattage: 36W • **Raw Lumens:** 4560lm • **Lux @ 10M:** 660
Current Consumption @ 13.8V: 2.6A • **IP Rating:** IP67



RGB LEDS



HE-INFIN22 22 INCH 40 LED

Wattage: 60W • **Raw Lumens:** 7600lm • **Lux @ 10M:** 1150
Current Consumption @ 13.8V: 4.34A • **IP Rating:** IP67



RGB LEDS



HE-INFIN30 30 INCH 56 LED

Wattage: 84W • **Raw Lumens:** 10640lm • **Lux @ 10M:** 1426
Current Consumption @ 13.8V: 6.1A • **IP Rating:** IP67



RGB LEDS



HE-INFIN40 40 INCH 76 LED

Wattage: 114W • **Raw Lumens:** 14440lm • **Lux @ 10M:** 1780
Current Consumption @ 13.8V: 9.5A • **IP Rating:** IP67



RGB LEDS



HE-INFIN50 50 INCH 96 LED

Wattage: 144W • **Raw Lumens:** 17100 • **Lux @ 10M:** 2350
Current Consumption @ 13.8V: 14.3A • **IP Rating:** IP67



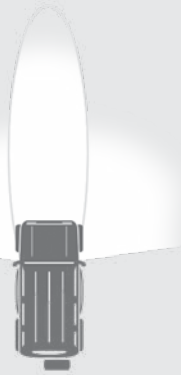
RGB LEDS





COMMON FEATURES

H HYBRID SYSTEM



THE BEST OF BOTH WORLDS

Intense spotlights in the center flanked by widebeam driving lights on each side give you everything in one lightbar

INPUT VOLTAGE: 10-30V DC

COLOR TEMPERATURE: 6000K

BEAM PATTERN: 8° POT

HOUSING MATERIAL: DIE-CAST ALUMINUM

COLOR: BLACK

MEMBRANE: MILITARY BREATHER

LENS MATERIAL: POLYCARBONATE

MOUNTING BOLT DRILL: 0.25"

ELECTRONICS: INTEGRATED-EPOXY ENCAPSULATED

HARDWARE: STAINLESS 316

OPERATING TEMPERATURE: -40°F TO +140°F

PROTECTION: REVERSE POLARITY

SPECS & MEASUREMENTS

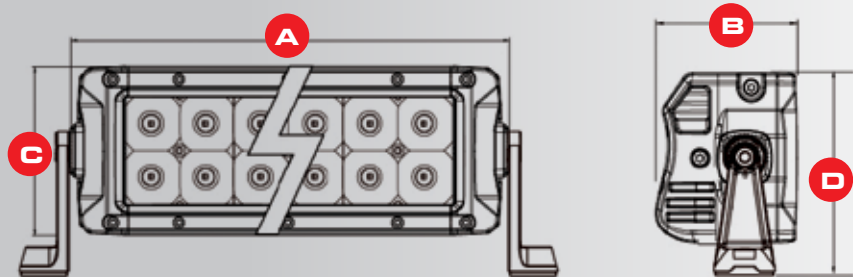


★ IP68 ★
CERTIFIED

HE-CBRGB

CONTROL BOX

Required for RGB functionality on all Infinite Series lights. Sold separately



PART	A	B	C	D
HE-INFIN8	8.11"	2.56"	3.09"	4.84"
HE-INFIN14	14.09"	2.56"	3.09"	4.84"
HE-INFIN22	22.17"	2.56"	3.09"	4.84"
HE-INFIN30	30.20"	2.56"	3.09"	4.84"
HE-INFIN40	40.24"	2.56"	3.09"	4.84"
HE-INFIN50	50.12"	2.56"	3.09"	4.84"

DRL SERIES LED LIGHTBARS

HE-DRL8

8 INCH

12 LED

Wattage: 36W • **Raw Lumens:** 2280lm • **Lux @ 10M:** 215
Current Consumption @ 13.8V: 2.6A • **IP Rating:** IP67



HE-DRL14

14 INCH

24 LED

Wattage: 72W • **Raw Lumens:** 5760lm • **Lux @ 10M:** 466
Current Consumption @ 13.8V: 5.2A • **IP Rating:** IP67



HE-DRL22

22 INCH

40 LED

Wattage: 120W • **Raw Lumens:** 9600lm • **Lux @ 10M:** 655
Current Consumption @ 13.8V: 8.7A • **IP Rating:** IP67



HE-DRL30

30 INCH

60 LED

Wattage: 180W • **Raw Lumens:** 13440lm • **Lux @ 10M:** 1909
Current Consumption @ 13.8V: 13 • **IP Rating:** IP67



HE-DRL40

40 INCH

80 LED

Wattage: 240W • **Raw Lumens:** 18240lm • **Lux @ 10M:** 2531
Current Consumption @ 13.8V: 17.4A • **IP Rating:** IP67



HE-DRL50

50 INCH

96 LED

Wattage: 288W • **Raw Lumens:** 23040 • **Lux @ 10M:** 2750
Current Consumption @ 13.8V: 20.9A • **IP Rating:** IP67





COMMON FEATURES



UNIVERSAL DUAL MOUNT SYSTEM



MOUNT ANYWHERE

Heavy duty rubber foot mounts help reduce vibration for LED lightbars anywhere.

INPUT VOLTAGE: 6-30V DC

COLOR TEMPERATURE: 6000K

BEAM PATTERN: COMBO: 90° FLOOD / 8° SPOT

HOUSING MATERIAL: POWDER COATED ALUMINUM

COLOR: BLACK

MEMBRANE: MILITARY BREATHER

LENS MATERIAL: POLYCARBONATE

MOUNTING BOLT DRILL: 0.25"

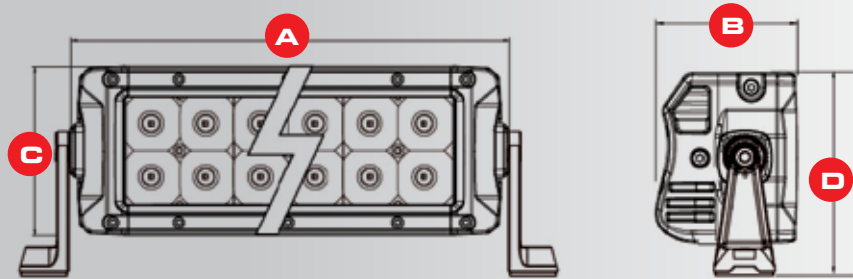
ELECTRONICS: INTEGRATED-EPOXY ENCAPSULATED

HARDWARE: STAINLESS 316

OPERATING TEMPERATURE: -40°F TO +140°F

PROTECTION: REVERSE POLARITY

SPECS & MEASUREMENTS



PART	A	B	C	D
HE-DRL8	8.11"	2.56"	3.09"	4.84"
HE-DRL14	14.09"	2.56"	3.09"	4.84"
HE-DRL22	22.17"	2.56"	3.09"	4.84"
HE-DRL30	30.20"	2.56"	3.09"	4.84"
HE-DRL40	40.24"	2.56"	3.09"	4.84"
HE-DRL50	50.12"	2.56"	3.09"	4.84"

SINGLE ROW LED LIGHTBARS

SLIMLINE SERIES

HE-SL550 5.5 INCH 03 LED

Wattage: 9W • Raw Lumens: 720lm • Lux @ 10M: 10
Current Consumption @ 13.8V: 0.4A • IP Rating: IP67



HE-SL914 9.25 INCH 06 LED

Wattage: 18W • Raw Lumens: 1440lm • Lux @ 10M: 22
Current Consumption @ 13.8V: 0.9A • IP Rating: IP67



HE-SL2014 20.25 INCH 15 LED

Wattage: 45W • Raw Lumens: 3600lm • Lux @ 10M: 1280
Current Consumption @ 13.8V: 2.4A • IP Rating: IP67



HE-SL32 32 INCH 24 LED

Wattage: 72W • Raw Lumens: 5760lm • Lux @ 10M: 2200
Current Consumption @ 13.8V: 4A • IP Rating: IP67



HE-SL3912 39.5 INCH 30 LED

Wattage: 90W • Raw Lumens: 7200lm • Lux @ 10M: 2920
Current Consumption @ 13.8V: 4.9A • IP Rating: IP67



HE-SL5034 50.75 INCH 39 LED

Wattage: 117W • Raw Lumens: 9360lm • Lux @ 10M: 3250
Current Consumption @ 13.8V: 6.5A • IP Rating: IP67





HYBRID



UNIVERSAL



GORE™
MEMBRANE

COMMON FEATURES

INPUT VOLTAGE: 10-30V DC

COLOR TEMPERATURE: 6000K

BEAM PATTERN: COMBO:

90° FLOOD / 8° SPOT

HOUSING MATERIAL:

DIE-CAST ALUMINUM

COLOR: BLACK

MEMBRANE: GORE

LENS MATERIAL: POLYCARBONATE

MOUNTING BOLT DRILL: 0.25"

ELECTRONICS:

INTEGRATED-EPOXY ENCAPSULATED

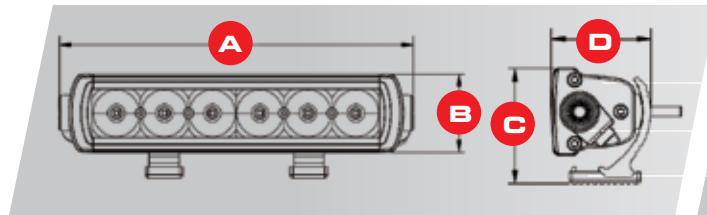
HARDWARE: STAINLESS 316

OPERATING TEMPERATURE:

-40°F TO +140°F

PROTECTION: REVERSE POLARITY

SPECS & MEASUREMENTS



PART	A	B	C	D
HE-SL550	5.51"	2.05"	2.72"	2.32"
HE-SL914	9.29"	2.05"	2.72"	2.32"
HE-SL2014	20.63"	2.05"	2.72"	2.32"
HE-SL32	31.97"	2.05"	2.72"	2.32"
HE-SL3912	39.53"	2.05"	2.72"	2.32"
HE-SL5034	50.87"	2.05"	2.72"	2.32"

SINGLE ROW EDGELESS

SLIMLINE SERIES



MILITARY BREATHER
MEMBRANE

HE-TSL20 **20** INCH **03** LED **NEW!**

Wattage: 64W • **Raw Lumens:** 5309lm


Current Consumption @ 13.8V: 5.33A • **IP Rating:** IP67

Beam Pattern: 8° Spot • **Membrane:** Military Breather

The Edgeless Slimline lightbar offers a beam pattern that is more focused than previous models with a higher lumen output, as well as having a modern streamline appearance and is void of the traditional look of screws on front of the lightbar without sacrificing durability and/or IP rating



SPECS & MEASUREMENTS



PART	A	B	C
HE-TSL20	19.88"	2.05"	1.52"

DUAL ROW LED LIGHTBARS

HE-DR8

08 INCH

12 LED

**★ IP68 ★
CERTIFIED**

Wattage: 36W • **Raw Lumens:** 2880lm • **Lux @ 10M:** 215
Current Consumption @ 13.8V: 1.9A • **IP Rating:** IP68



HE-DR14

14 INCH

24 LED

**★ IP68 ★
CERTIFIED**

Wattage: 72W • **Raw Lumens:** 5760lm • **Lux @ 10M:** 466
Current Consumption @ 13.8V: 3.7A • **IP Rating:** IP68



HE-DR20

20 INCH

40 LED

Wattage: 108W • **Raw Lumens:** 8640lm • **Lux @ 10M:** 612
Current Consumption @ 13.8V: 5.7A • **IP Rating:** IP67



HE-DR22

22 INCH

40 LED

Wattage: 120W • **Raw Lumens:** 9600lm • **Lux @ 10M:** 655
Current Consumption @ 13.8V: 6.3A • **IP Rating:** IP67



HE-DR30

30 INCH

60 LED

Wattage: 180W • **Raw Lumens:** 14400lm • **Lux @ 10M:** 870
Current Consumption @ 13.8V: 9.5A • **IP Rating:** IP67



HE-DR42

42 INCH

80 LED

Wattage: 240W • **Raw Lumens:** 19200lm • **Lux @ 10M:** 1100
Current Consumption @ 13.8V: 12A • **IP Rating:** IP67





HYBRID



UNIVERSAL



GORE™
MEMBRANE

HE-DR50

50 INCH

96 LED

Wattage: 288W • **Raw Lumens:** 23040lm • **Lux @ 10M:** 2480
Current Consumption @ 13.8V: 14.3A • **IP Rating:** IP67



COMMON FEATURES

INPUT VOLTAGE: 10-30V DC

COLOR TEMPERATURE: 6000K

BEAM PATTERN: COMBO:
90° FLOOD / 8° SPOT

HOUSING MATERIAL:
DIE-CAST ALUMINUM

COLOR: BLACK

MEMBRANE: GORE

LENS MATERIAL: POLYCARBONATE

MOUNTING BOLT DRILL: 0.25"

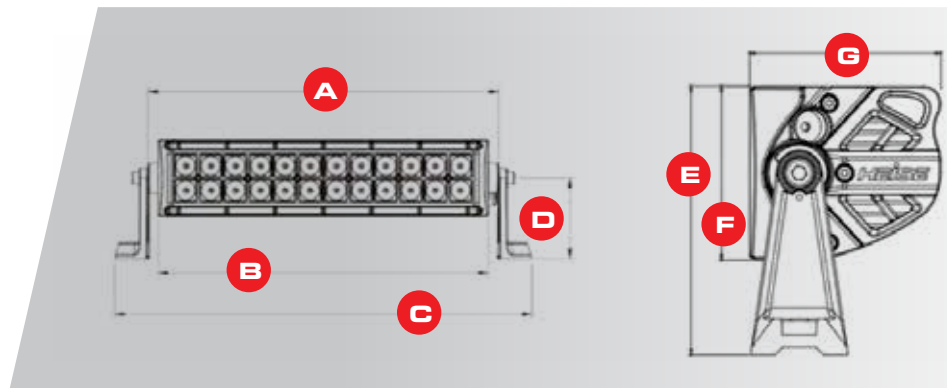
ELECTRONICS:
INTEGRATED-EPOXY ENCAPSULATED

HARDWARE: STAINLESS 316

OPERATING TEMPERATURE:
-40°F TO +140°F

PROTECTION: REVERSE POLARITY

SPECS & MEASUREMENTS



PART	A	B	C	D	E	F	G
HE-DR8	8.07"	7.22"	10.67"	3.23"	4.8"	3.09"	3.41"
HE-DR14	14.09"	13.27"	16.69"	3.23"	4.8"	3.09"	3.41"
HE-DR20	20.12"	19.29"	22.72"	3.23"	4.8"	3.09"	3.41"
HE-DR22	22.13"	21.3"	24.72"	3.23"	4.8"	3.09"	3.41"
HE-DR30	32.17"	31.34"	34.76"	3.23"	4.8"	3.09"	3.41"
HE-DR42	42.09"	41.38"	44.8"	3.23"	4.8"	3.09"	3.41"
HE-DR50	50.12"	49.41"	52.83"	3.23"	4.8"	3.09"	3.41"

DUAL ROW LED LIGHTBARS

CURVED

HE-DRC22 **22** INCH **40** LED

Wattage: 120W • **Raw Lumens:** 9600lm • **Lux @ 10M:** 480
Current Consumption @ 13.8V: 6.3A • **IP Rating:** IP67



HE-DRC30 **30** INCH **60** LED

Wattage: 180W • **Raw Lumens:** 14400lm • **Lux @ 10M:** 625
Current Consumption @ 13.8V: 9.5A • **IP Rating:** IP67



HE-DRC42 **42** INCH **80** LED

Wattage: 240W • **Raw Lumens:** 19200lm • **Lux @ 10M:** 780
Current Consumption @ 13.8V: 12A • **IP Rating:** IP67



HE-DRC50 **50** INCH **96** LED


Wattage: 288W • **Raw Lumens:** 23040lm • **Lux @ 10M:** 915
Current Consumption @ 13.8V: 14.3A • **IP Rating:** IP67





COMMON FEATURES

H HYBRID SYSTEM



THE BEST OF BOTH WORLDS

Intense spotlights in the center flanked by widebeam driving lights on each side give you everything in one lightbar

INPUT VOLTAGE: 10-30V DC

COLOR TEMPERATURE: 6000K

BEAM PATTERN: COMBO:
90° FLOOD / 8° SPOT

HOUSING MATERIAL: DIE-CAST ALUMINUM

COLOR: BLACK

MEMBRANE: GORE

LENS MATERIAL: POLYCARBONATE

MOUNTING BOLT DRILL: 0.25"

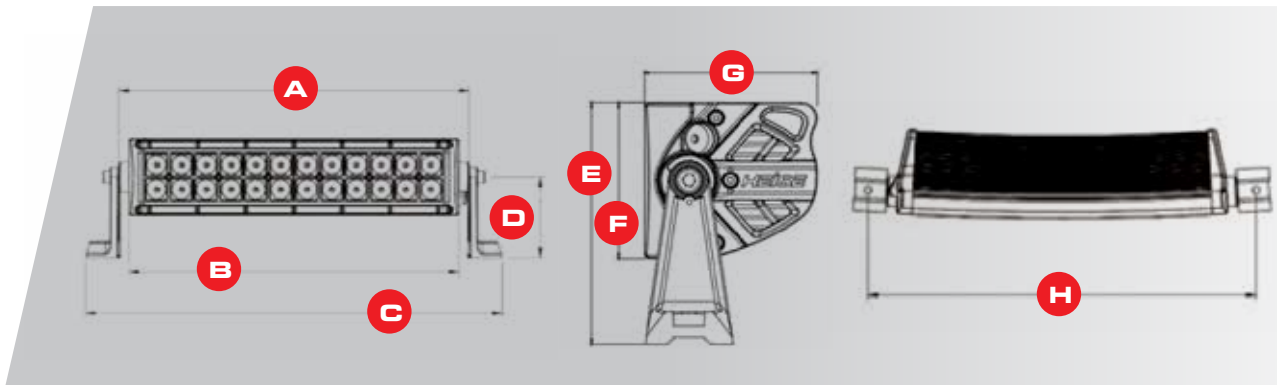
ELECTRONICS: INTEGRATED-EPOXY ENCAPSULATED

HARDWARE: STAINLESS 316

OPERATING TEMPERATURE: -40°F TO +140°F

PROTECTION: REVERSE POLARITY

SPECS & MEASUREMENTS



PART	A	B	C	D	E	F	G	H
HE-DRC22	22.32"	21.53"	25.00"	3.23"	4.80"	3.09"	3.86"	23.74"
HE-DRC20	32.22"	31.44"	34.88"	3.23"	4.80"	3.09"	4.39"	33.56"
HE-DRC42	42.09"	41.34"	44.76"	3.23"	4.80"	3.09"	5.14"	43.39"
HE-DRC50	50.12"	49.41"	52.83"	3.23"	4.80"	3.09"	5.91"	51.38"

DUAL ROW LED LIGHTBARS

BLACKOUT
SERIES

HE-BDR8 **08** INCH **12** LED ***IP68***
CERTIFIED
Wattage: 36W • Raw Lumens: 2880lm • Lux @ 10M: 215
Current Consumption @ 13.8V: 1.9A • IP Rating: IP68



HE-BDR14 **14** INCH **24** LED ***IP68***
CERTIFIED
Wattage: 72W • Raw Lumens: 5760lm • Lux @ 10M: 466
Current Consumption @ 13.8V: 3.7A • IP Rating: IP68



HE-BDR20 **20** INCH **40** LED
Wattage: 108W • Raw Lumens: 8640lm • Lux @ 10M: 612
Current Consumption @ 13.8V: 5.7A • IP Rating: IP67



HE-BDR22 **22** INCH **40** LED
Wattage: 120W • Raw Lumens: 9600lm • Lux @ 10M: 655
Current Consumption @ 13.8V: 6.3A • IP Rating: IP67



HE-BDR30 **30** INCH **60** LED
Wattage: 180W • Raw Lumens: 14400lm • Lux @ 10M: 870
Current Consumption @ 13.8V: 9.5A • IP Rating: IP67



HE-BDR42 **42** INCH **80** LED
Wattage: 240W • Raw Lumens: 19200lm • Lux @ 10M: 1100
Current Consumption @ 13.8V: 12A • IP Rating: IP67





HYBRID



UNIVERSAL



GORE™
MEMBRANE

HE-BDR50

50 INCH

96 LED

Wattage: 288W • **Raw Lumens:** 23040lm • **Lux @ 10M:** 2480
Current Consumption @ 13.8V: 14.3A • **IP Rating:** IP67



COMMON FEATURES

INPUT VOLTAGE: 10-30V DC

COLOR TEMPERATURE: 6000K

BEAM PATTERN: COMBO:
90° FLOOD / 8° SPOT

HOUSING MATERIAL:
DIE-CAST ALUMINUM

COLOR: BLACK

MEMBRANE: GORE

LENS MATERIAL: POLYCARBONATE

MOUNTING BOLT DRILL: 0.25"

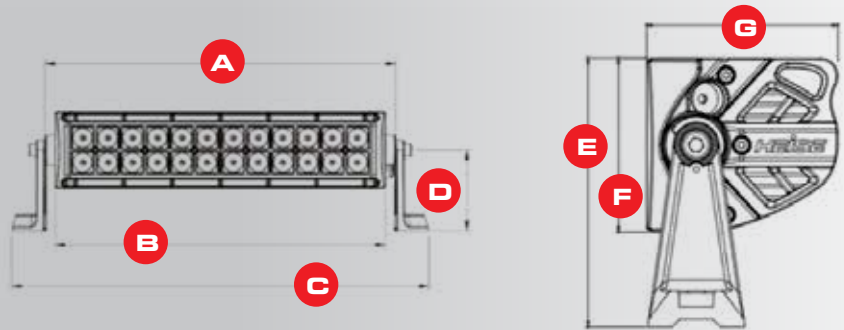
ELECTRONICS:
INTEGRATED-EPOXY ENCAPSULATED

HARDWARE: STAINLESS 316

OPERATING TEMPERATURE:
-40°F TO +140°F

PROTECTION: REVERSE POLARITY

SPECS & MEASUREMENTS



PART	A	B	C	D	E	F	G
HE-BDR8	8.07"	7.22"	10.67"	3.23"	4.80"	3.09"	3.41"
HE-BDR14	14.09"	13.27"	16.69"	3.23"	4.80"	3.09"	3.41"
HE-BDR20	20.12"	19.29"	22.72"	3.23"	4.80"	3.09"	3.41"
HE-BDR22	22.13"	21.3"	24.72"	3.23"	4.80"	3.09"	3.41"
HE-BDR30	32.17"	31.34"	34.76"	3.23"	4.80"	3.09"	3.41"
HE-BDR42	42.09"	41.38"	44.8"	3.23"	4.80"	3.09"	3.41"
HE-BDR50	50.12"	49.41"	52.83"	3.23"	4.80"	3.09"	3.41"

DUAL ROW LED LIGHTBARS



HE-BDRC22 **22** INCH **40** LED

Wattage: 120W • **Raw Lumens:** 9600lm • **Lux @ 10M:** 480
Current Consumption @ 13.8V: 6.3A • **IP Rating:** IP67



HE-BDRC30 **30** INCH **60** LED

Wattage: 180W • **Raw Lumens:** 14400lm • **Lux @ 10M:** 625
Current Consumption @ 13.8V: 9.5A • **IP Rating:** IP67



HE-BDRC42 **42** INCH **80** LED

Wattage: 240W • **Raw Lumens:** 19200lm • **Lux @ 10M:** 780
Current Consumption @ 13.8V: 12A • **IP Rating:** IP67



HE-BDRC50 **50** INCH **96** LED

Wattage: 288W • **Raw Lumens:** 23040lm • **Lux @ 10M:** 915
Current Consumption @ 13.8V: 14.3A • **IP Rating:** IP67



HE-BDRC54 **54** INCH **100** LED

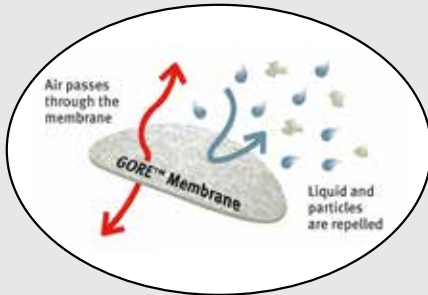
Wattage: 300W • **Raw Lumens:** 24960lm • **Lux @ 10M:** 1050
Current Consumption @ 13.8V: 16A • **IP Rating:** IP67





COMMON FEATURES

G GORE™ MEMBRANE



GORE MEMBRANE IS A SELF-ADHESIVE ONE WAY VALVE THAT HAS A DUAL PURPOSE.

1. It allows for any internal moisture to escape which can be caused by extreme heat and rapid cooling.
2. It also assists with preventing any external moisture from entering the lightbar housing.

INPUT VOLTAGE: 10-30V DC

COLOR TEMPERATURE: 6000K

BEAM PATTERN: COMBO: 90° FLOOD / 8° SPOT

HOUSING MATERIAL: DIE-CAST ALUMINUM

COLOR: BLACK

MEMBRANE: GORE

LENS MATERIAL: POLYCARBONATE

MOUNTING BOLT DRILL: 0.25"

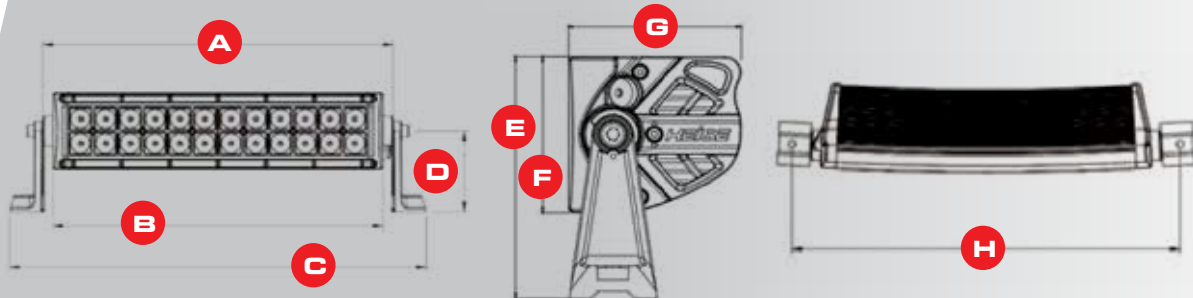
ELECTRONICS: INTEGRATED-EPOXY ENCAPSULATED

HARDWARE: STAINLESS 316

OPERATING TEMPERATURE: -40°F TO +140°F

PROTECTION: REVERSE POLARITY

SPECS & MEASUREMENTS



PART	A	B	C	D	E	F	G	H
HR-BDRC22	22.32"	21.53"	25.00"	3.23"	4.80"	3.09"	3.86"	23.74"
HR-BDRC30	32.22"	31.44"	34.88"	3.23"	4.80"	3.09"	4.39"	33.56"
HR-BDRC42	42.09"	41.34"	44.76"	3.23"	4.80"	3.09"	5.14"	43.39"
HR-BDRC50	50.12"	49.41"	52.83"	3.23"	4.80"	3.09"	5.91"	51.38"
HR-BDRC54	54.01"	53.30"	56.72"	3.23"	4.80"	3.09"	6.30"	55.24"

SINGLE ROW LED LIGHTBARS

CURVED

HE-SRC30 **30** INCH **30** LED

Wattage: 140W • **Raw Lumens:** 11200lm • **Lux @ 10M:** 640
Current Consumption @ 13.8V: 8.6A • **IP Rating:** IP67

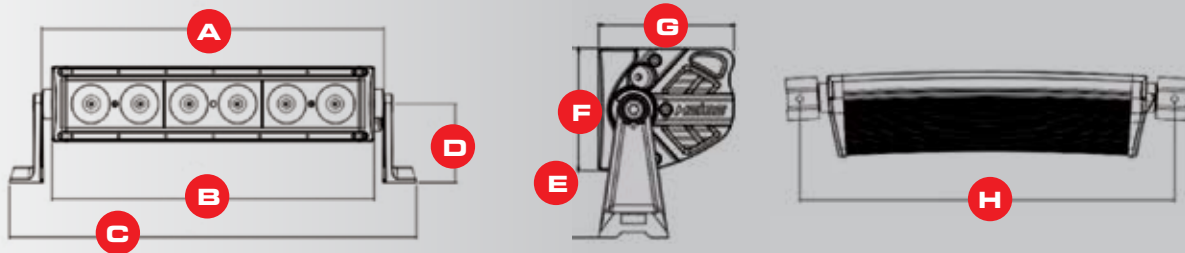


HE-SRC42 **42** INCH **20** LED

Wattage: 200W • **Raw Lumens:** 16000lm • **Lux @ 10M:** 785
Current Consumption @ 13.8V: 11.8A • **IP Rating:** IP67



SPECS & MEASUREMENTS



PART	A	B	C	D	E	F	G	H
HE-SRC30	30.31"	29.53"	32.99"	3.23"	4.80"	3.09"	4.19"	31.69"
HE-SRC42	42.09"	41.34"	44.76"	3.23"	4.80"	3.09"	5.14"	43.39"



COMMON FEATURES

U UNIVERSAL MOUNT



MOUNT ANYWHERE

Heavy duty rubber foot mounts help reduce vibration for LED lightbars anywhere.

INPUT VOLTAGE: 10-30V DC

COLOR TEMPERATURE: 6000K

BEAM PATTERN: COMBO:
120° FLOOD / 10° SPOT

HOUSING MATERIAL: DIE-CAST ALUMINUM

COLOR: BLACK

MEMBRANE: GORE

LENS MATERIAL: POLYCARBONATE

MOUNTING BOLT DRILL: 0.25"

ELECTRONICS: INTEGRATED-EPOXY ENCAPSULATED

HARDWARE: STAINLESS 316

OPERATING TEMPERATURE: -40°F TO +140°F

PROTECTION: REVERSE POLARITY

SINGLE ROW LED LIGHTBARS

STRAIGHT

HE-SR22

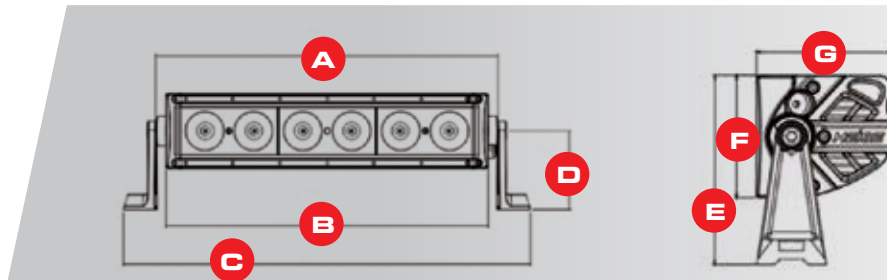
22 INCH

10 LED

Wattage: 100W • Raw Lumens: 8000lm • Lux @ 10M: 535
Current Consumption @ 13.8V: 5.9A • IP Rating: IP67



SPECS & MEASUREMENTS



PART	A	B	C	D	E	F	G
HE-SR22	22.13"	21.30"	24.72"	3.23"	4.80"	3.09"	3.41"

TRIPLE ROW LED LIGHTBARS

HE-TR10

10 INCH

20 LED

Wattage: 60W • Raw Lumens: 4800lm • Lux @ 10M: 1296
Current Consumption @ 13.8V: 3.2A • IP Rating: IP67



HE-TR20

20 INCH

40 LED

Wattage: 120W • Raw Lumens: 9600lm • Lux @ 10M: 2573
Current Consumption @ 13.8V: 6.7A • IP Rating: IP67



HE-TR50

50 INCH

100 LED

Wattage: 300W • Raw Lumens: 24000lm • Lux @ 10M: 6500
Current Consumption @ 13.8V: 18A • IP Rating: IP67



FAQ

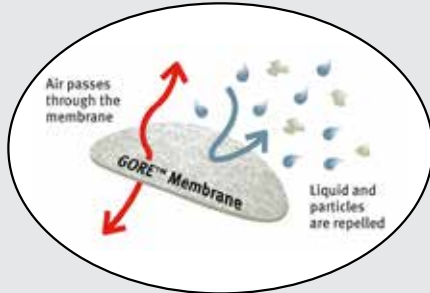
TRIPLE ROW SERIES

1. Can the feet be turned inward? **No**
2. Does the three row design cause more wind noise? **No, it's actually 4db quieter than some of the other models**
3. What is the HEIGHT of lightbar itself? **3.50"**
4. What is the DEPTH of lightbar itself? **3.25"**
5. What is the minimum and maximum voltage of the lightbars? **10 to 30 volts**



COMMON FEATURES

G GORE™ MEMBRANE



Gore Membrane is a self-adhesive one way valve that has a dual purpose.

1. It allows for any internal moisture to escape which can be caused by extreme heat and rapid cooling.
2. It also assists with preventing any external moisture from entering the lightbar housing.

INPUT VOLTAGE: 10-30V DC

COLOR TEMPERATURE: 6000K

BEAM PATTERN: COMBO: 90° FLOOD / 8° SPOT

HOUSING MATERIAL: DIE-CAST ALUMINUM

COLOR: BLACK

MEMBRANE: GORE

LENS MATERIAL: POLYCARBONATE

MOUNTING BOLT DRILL: 0.25"

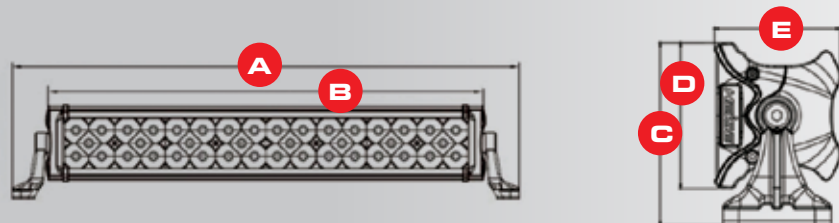
ELECTRONICS: INTEGRATED-EPOXY ENCAPSULATED

HARDWARE: STAINLESS 316

OPERATING TEMPERATURE: -40°F TO +140°F

PROTECTION: REVERSE POLARITY

SPECS & MEASUREMENTS



PART	A	B	C	D	E
HE-TR10	14.86"	11.61"	4.52"	3.60"	3.10"
HE-TR20	24.67"	21.43"	4.52"	3.60"	3.10"
HE-TR50	54.12"	50.87"	4.52"	3.60"	3.10"

WIRING HARNESS

HE-SLWH2 **1** LAMP UNIVERSAL **ATP WIRING HARNESS & SWITCH KIT**

- Universal wiring harness & switch kit (for 1 lamp, ATP connector)
- Universal plug-n-play wiring harness with on/off rocker switch
- 12V DC relay
- 30A fuse
- Use with 1 Heise light 160 watts or more



HE-SLWH1 **1** LAMP UNIVERSAL **DT WIRING HARNESS & SWITCH KIT**

- Universal wiring harness & switch kit (for 1 lamp, DT connector)
- Universal plug-n-play wiring harness with on/off rocker switch
- 12V DC relay
- 30A fuse
- Use with 1 Heise light 150 watts or less



HE-DLWH1 **2** LAMP UNIVERSAL **WIRING HARNESS & SWITCH KIT**

- Universal plug and play wiring harness with on/off rocker switch
- 12V DC relay
- 30A fuse
- 2-pin DT connectors for 2 lamps
- Waterproof fuse holder
- Set includes wiring harness & switch
- Easy installation
- Use with 2 Heise lights 150 watts each or less



HE-WRRK WIRELESS REMOTE CONTROL **WIRELESS RELAY HARNESS**

- 9-function RF remote
- No need to run wires into the vehicle
- Simple 2-wire connection
- Sealed control box can be mounted in engine compartment
- Use with any Heise lightbar, driving light or work light



HE-EYHK **Y** ADAPTER **HARNESS KIT**

- Use with the HE-WRRK
- Allows two heise lightbars, driving lights, or work lights 240 watts or less



WIRING HARNESS ACCESSORIES

HE-SWP8 **8** GANG **SWITCH PANEL** **NEW!**

- SPECS**
- Input voltage: 12V-24V
 - Power handling: 600-1200W
 - Maximum current: 60A
 - Panel material: Die-cast aluminum
 - Switched or momentary operation
- FUNCTIONS**
- Control box material: Die-cast aluminum
 - Control box cover: ABS plastic
 - Operating temperature: - 40°F to 302°F
 - Panel size: 4.53"x 0.59"x 2.60"
 - Circuit box size: 7.48"x 1.34"x 4.13"
 - 50 custom label decals



HE-WRC WIRELESS REMOTE **HARNESS CONTROLLER**

- SPECS**
- Frequency: 433MHZ
 - Effective distance: 50m
- FUNCTIONS**
- On/off model
 - 9 flash patterns
 - SOS emergency mode
 - Simple plug-n-play connection
 - Rocker switch from Heise wiring harness and plug-in remote control interface box



HE-BRS **5** PACK **BLUE ROUND ROCKER SWITCH** **NEW!**

- 20 amp
- Rubber cover helps protect switch from dust and water intrusion



HE-RRS **5** PACK **RED ROUND ROCKER SWITCH**

- 20 amp
- Rubber cover helps protect switch from dust and water intrusion



HE-ATPPIGTAIL **10** PACK WITH WIRE **ATP CONNECTORS**

- For lightbars 150-300 watts



HE-ATPPLUG **10** PACK WITH WIRE **ATP CONNECTORS**

- For lightbars 150-300 watts



HE-ATP3PIGTAIL **10** PACK WITH WIRE **ATP CONNECTORS**

- For lightbars 180-300 watts



HE-ATP3PLUG **10** PACK WITH WIRE **ATP CONNECTORS**

- For lightbars 180-300 watts



WIRING HARNESS ACCESSORIES

HE-DTPIGTAIL **10** PACK WITH WIRE **DT CONNECTORS**

- For lightbars up to 150 watts



HE-DTPLUG **10** PACK WITH WIRE **DT CONNECTORS**

- For lightbars up to 150 watts



HE-DT3PIGTAIL **10** PACK WITH WIRE **DT CONNECTORS**

- For lightbars up to 180 watts



HE-DT3PLUG **10** PACK WITH WIRE **DT CONNECTORS**

- For lightbars up to 180 watts



ANTI-THEFT LOCK KITS

HE-ATB **2** ROW **SINGLE HEISE LIGHTS**

For the original single and dual-row lightbars (straight and curved), the Blackout series lightbars and the Marine series lightbars. Included are (2) M8 x 16mm stainless steel anti-theft T-40 Torx bolts that screw into the lightbar itself where the mounting bracket attaches to the bar, a TT-40 anti-theft Torx bit, (2) M6 x 25mm stainless steel anti-theft T-27 Torx bolts that bolt the mounting bracket to the mounting surface (you still need to use the lock nuts that are supplied with the lightbar), and a TT-27 anti-theft Torx bit.



HE-ATBTR **3** ROW **HEISE LIGHTS**

Included are (2) M8 x 16mm stainless steel anti-theft T-40 Torx bolts that screw into the lightbar itself where the mounting bracket attaches to the bar, (4) M8 x 30mm stainless steel anti-theft T-40 Torx bolts that bolt the mounting bracket to the mounting surface (you still need to use the lock nuts that are supplied with the lightbar), and a TT-40 anti-theft Torx bit. Can be used with the Slimline bars too. You will, however, have (2) bolts left over from the kit.



LENS COVERS **SLIMLINE SERIES**

HE-SLLBC1 **HE-SLLBC2** **PROTECTIVE LIGHT COVER**

- Polycarbonate protective lens

SLIMLINE SERIES LIGHTBARS AND HE-WL1 WORK LIGHT

HE-WL1	Use (1) HE-SLLBC1 Cover
HE-SL550	Use (1) HE-SLLBC1 Cover
HE-SL914	Use (1) HE-SLLBC2 Cover
HE-SL2014	Use (5) HE-SLLBC1 Covers
HE-SL32	Use (4) HE-SLLBC2 Covers
HE-SL3912	Use (5) HE-SLLBC2 Covers
HE-SL5034	Use (1) HE-SLLBC1 and (6) HE-SLLBC2 Covers



COLORED LIGHTBAR LENS COVERS

AMBER	HE-SLC1A	6 INCH	PROTECTIVE LENS COVER
BLACK	HE-SLC1BK	<ul style="list-style-type: none"> Polycarbonate protective lens covers for Heise lightbars 2 sizes can be combined together to suit straight lightbars 6 colors available 	
CLEAR	HE-SLC1C		
RED	HE-SLC1R		
GREEN	HE-SLC1G		
BLUE	HE-SLC1BL		

SINGLE ROW STRAIGHT LIGHTBARS

HE-SR22	Use (2) HE-SLC1 and (1) HE-SLC2 Cover
---------	---------------------------------------


DUAL ROW STRAIGHT LIGHTBARS

HE-DR8	HE-BDR8	Use (1) HE-SLC1 Cover
HE-DR14	HE-BDR14	Use (2) HE-SLC1 Covers
HE-DR20	HE-BDR14	Use (2) HE-SLC1 Covers
HE-DR22	HE-BDR22	Use (2) HE-SLC1 and (1) HE-SLC2 Cover
HE-DR28	HE-BDR30	Use (5) HE-SLC1 Covers
HE-DR30	HE-BDR30	Use (5) HE-SLC1 Covers
HE-DR42	HE-BDR42	Use (4) HE-SLC1 and (2) HE-SLC2 Covers
HE-DR50	HE-BDR50	Use (8) HE-SLC1 Covers



NOTE: Curved lightbar covers are not available

AMBER	HE-SLC2A	8 INCH	PROTECTIVE LENS COVER
BLACK	HE-SLC2BK	<ul style="list-style-type: none"> Polycarbonate protective lens covers for Heise lightbars 2 sizes can be combined together to suit straight lightbars 6 colors available 	
CLEAR	HE-SLC2C		
RED	HE-SLC2R		
GREEN	HE-SLC2G		
BLUE	HE-SLC2BL		



NOTE: Curved lightbar covers are not available

TRIPLE ROW LENS COVERS


HE-TRLBC1	HE-TRLBC2	PROTECTIVE LIGHT COVER
------------------	------------------	-------------------------------

- Polycarbonate protective lens

THREE ROW STRAIGHT LIGHTBARS

HE-TR10	Use (1) HE-TRLBC1 and (1) HE-TRLBC2 Covers
HE-TR20	Use (2) HE-TRLBC1 and (2) HE-TRLBC2 Covers
HE-TR30	Use (5) HE-TRLBC2 Covers
HE-TR40	Use (1) HE-TRLBC1 and (6) HE-TRLBC2 Covers
HE-TR50	Use (2) HE-TRLBC1 and (7) HE-TRLBC2 Covers





BRACKET & MOUNTS



BRACKET & MOUNTS

BRACKET & MOUNTS



UNIVERSAL FIT

BRACKET & MOUNTS

CAMERA BRACKET

HE-ACB 3.5 INCH

- Can be attached to the BDR Series, DR Series, or the SR Series lightbars
- Bracket accommodates most action cameras with the slide-to-lock mounting base
- Color: Black
- Cover material: Polycarbonate



REPLACEMENT BRACKETS

HE-RMBK REPLACEMENT MOUNTING BRACKETS

- Replacement mounting brackets and hardware for DR, DRC, BDR, BDRC, SR and SRC Series Heise lightbars



HE-RSLBK REPLACEMENT MOUNTING BRACKETS

- Replacement mounting brackets and hardware SLIMLINE Series Heise lightbars



DAMPERS

HE-LBD 4 PACK LIGHTBAR DAMPERS

- Reduces vibration noise from lightbars
- Use with DR, DRC, BDR, BDRC, SR, and SRC Series Heise lightbars
- Friction fit in place
- 4db noise reduction



BRACKETS FITS CHEVY/GM/GMC

Comes with instructions and hardware

SILVERADO | SIERRA
1500 **1999-2006**

SILVERADO | SIERRA
"CLASSIC" **2007**

SILVERADO | SIERRA
2500/3500 **2001-2006**

SUBURBAN | TAHOE | YUKON
2000-2006

HE-GMBK1 • Designed for 54" curved lightbar



HE-GMBK2 • Designed for 50" curved lightbar



SILVERADO | SIERRA
1500 **2007-2013**

SILVERADO | SIERRA
2500/3500 **2007-2014**

AVALANCHE | SUBURBAN | TAHOE | YUKON
YUKON XL **2007-2013**

HE-GMBK5 • Designed for 50" curved lightbar



HE-GMBK6 • Designed for 50" straight lightbar



SILVERADO | SIERRA **1500 2007-2013**
 SILVERADO | SIERRA **2500/3500 2007-2014**
 AVALANCHE | SUBURBAN | TAHOE
 YUKON | YUKON XL **2007-2013**

HE-GMBK4

- Designed for 54" curved lightbar



SILVERADO | SIERRA **1500 2014-2018**
 SILVERADO | SIERRA **2500/3500 2015-2018**

HE-GMBK8

- Designed for 50" curved lightbar



SILVERADO | SIERRA
1500 2014-2015

SILVERADO | SIERRA
2500 2015-2016

HE-GMBK9 **NEW!**

- Designed for 50" straight lightbar



COLORADO
1500 2015-2018

HE-GMBK10 **NEW!**

- Designed for 30" straight lightbar
- Hidden bumper mount



SILVERADO | SIERRA
1500 2007-2013

HE-GMBK11 **NEW!**

- Designed for 20" straight lightbar
- Hidden bumper mount



BRACKETS FITS DODGE

Comes with instructions and hardware

RAM 1500 **2002-2008**
 RAM 2500/3500 **2003-2009**

HE-DGBK1

- Designed for 54" curved lightbar



RAM 1500 **2002-2008**
 RAM 2500/3500 **2003-2009**

HE-DGBK2

- Designed for 50" straight lightbar



RAM 1500/2500/3500
2009-2015

HE-DGBK4

- Designed for 50" straight lightbar



RAM 2500/3500 **2010-2014**

HE-DGBK5 **NEW!**

- Designed for 20" straight lightbar
- Hidden bumper mount



RAM 2500/3500 **2003-2009**

HE-DGBK6 **NEW!**

- Designed for 20" straight lightbar
- Hidden bumper mount



BRACKETS FITS NISSAN

Comes with instructions and hardware

TITAN 2004-2014

HE-NIBK2

- Designed for 50" straight lightbar



BRACKETS FITS TOYOTA

Comes with instructions and hardware

TACOMA 2005-2015

HE-TOBK1

- Designed for 30" straight lightbar
- Hidden bumper mounts



BRACKETS FITS FORD

Comes with instructions and hardware

F-150 2004-2014

HE-FDBK1

- Designed for 54" curved lightbar



SUPERDUTY 1999-2014

HE-FDBK2

- Designed for 54" curved lightbar



F-250/350 1999-2016

HE-FDBK4

- Designed for 50" curved lightbar



F-250/350/450 2011-2015

HE-FDBK9 **NEW!**

- Designed for 20" straight lightbar
- Hidden bumper mount



F-150 2009-2014

HE-FDBK10 **NEW!**

- Designed for 30" straight lightbar
- Grille mount



F-150 2010-2014

HE-FDBK11 **NEW!**

- Cube fog light bracket
- For 2 sets of cube lights



F-150 2006-2008

HE-FDBK12 **NEW!**

- Designed for 20" straight lightbar
- Hidden bumper mount



BRACKETS FITS JL JEEP WRANGLER

5-gauge, powder coated steel and includes gaskets and mounting hardware

JL 2018-UP*

JP-JFOG

FOG LIGHT BRACKET

NEW!

- Fits: 2018 - UP* Jeep Wrangler JL Rubicon
2009- 2018 Jeep Wrangler JK Hard Rock, Rubicon X,
10th Anniversary Edition



JL 2018-UP*

JP-JLB7

7" LED HEADLIGHT ADAPTER

NEW!

- Allows 7" LED headlights to fit into Jeep Wrangler JL 2018-UP* models
- Includes factory to H4 wiring adapters
- Solid steel construction
- 3 points of beam adjustment
- Gaskets included
- Sold as a set of 2 brackets with 2 harnesses
- Headlights sold separately



JL 2018-UP

JP-JLAPB

PILLAR LIGHT BRACKET

- Designed for 50" straight lightbar
- 2 post mounts for cubes or work lights
- Anti-sway stabilization hardware



JL 2018-UP

JP-JLPLB

POST MOUNT BRACKET

- Fits a cube, work or driving Light
- Mount cubes on top and sides
- 6 different mounting locations



BRACKETS FITS JK JEEP WRANGLER

7-gauge, powder coated steel and includes gaskets and mounting hardware

JK 2009-2018

JP-JFOG

FOG LIGHT BRACKET

NEW!

- Fits: 2018 - UP* Jeep Wrangler JL Rubicon
2009- 2018 Jeep Wrangler JK Hard Rock, Rubicon X,
10th Anniversary Edition



JK 2007-2018

JP-JKGR1

GRILLE MOUNT

NEW!

- Designed for 20" straight lightbar



BRACKETS FITS JK JEEP WRANGLER

7-gauge, powder coated steel and includes gaskets and mounting hardware

JK 2007-2018

JP-JKHM1

HOOD MOUNT BRACKET

- Designed for 10" straight lightbar



JK 2007-2018

JP-JKHM2

HOOD MOUNT BRACKET

NEW!

- Designed for 20" straight lightbar



JK 2007-2018

JP-JKHM03

HOOD BRACKET

NEW!

- Mount location for 4 cube lights

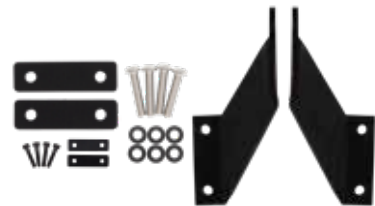


JK 2007-2018

JP-JKHMB

HOOD MOUNT BRACKET

- Designed for 22" straight lightbar



JK 2007-2018

JP-JKPLB

POST MOUNT BRACKET

- Fits a cube, work or driving light



JK 2007-2018

JP-JKPMWS

POST MOUNT CUBE BRACKET

- Fits a cube, work or driving light



JK 2007-2018

JP-JKPM2

DUAL STACKED POST MOUNT

- Fits a cube, work or driving light



JK 2007-2018

JP-JKWIP

NEW!

WHIP MOUNT BRACKET

- Mount 1 LED whip light to spare wheel carrier
- CB/HAM radio antenna mount



JK 2007-2018

JP-JKAPB

A-PILLAR BRACKET

- Designed for 50" straight lightbar



BRACKETS FITS TJ JEEP WRANGLER

7-gauge, powder coated steel and includes gaskets and mounting hardware

TJ 1997-2006

JP-TJHMB

HOOD MOUNT BRACKET

- Designed for 22" straight lightbar



TJ 1997-2006

JP-TJPMLB

POST MOUNT BRACKET

- Fits a cube, work or driving light



TJ 1997-2006

JP-TJAPB

A-PILLAR BRACKET

- Designed for 50" straight lightbar



BRACKETS FITS YJ JEEP WRANGLER

7-gauge, powder coated steel and includes gaskets and mounting hardware

YJ 1987-1995

JP-YJAPB

A-PILLAR BRACKET

- Designed for 50" straight lightbar



YJ 1987-1995

JP-YJPMLB

POST MOUNT BRACKET

- Fits a cube, work or driving light



LICENSE PLATE MOUNTS

FOR US MARKET

HE-FLPUS

- Designed for front license plate
- Mounts a cube, work or driving light



FOR EUROPEAN MARKET










HE-FLPEU

- Designed for front license plate bracket
- Mounts a cube, work or driving light



- Black plated aluminum to be attractive and strong
- Rubber gasket Included to protect the roll bar
- Use with lightbars, driving and work lights
- Allen keys Included
- Bulk parts are available

ROLL BAR MOUNTS

<p>HE-RBM75</p> <p>.75 INCH</p> <p>2 PACK</p> 	<p>HE-RBM1</p> <p>1 INCH</p> <p>2 PACK</p> 	<p>HE-RBM125</p> <p>1.25 INCH</p> <p>2 PACK</p> 
<p>HE-RBM150</p> <p>1.5 INCH</p> <p>2 PACK</p> 	<p>HE-RBM175</p> <p>1.75 INCH</p> <p>2 PACK</p> 	<p>HE-RBM2</p> <p>2 INCH</p> <p>2 PACK</p> 
<p>HE-RBM225</p> <p>2.25 INCH</p> <p>2 PACK</p> 	<p>HE-RBM250</p> <p>2.5 INCH</p> <p>2 PACK</p> 	<p>HE-RBM3</p> <p>3 INCH</p> <p>2 PACK</p> 

BULK 10 PACK

<p>HE-RBMB ROLL BAR MOUNT BODY</p>	<p>HE-RBC125 1.25" ROLL BAR CLAMPS</p>	<p>HE-RBC2 2" ROLL BAR CLAMPS</p>
<p>HE-RBC1 1" ROLL BAR CLAMPS</p>	<p>HE-RBC150 1.5" ROLL BAR CLAMPS</p>	

POWERSPORTS BRACKETS & MOUNTS

UNIVERSAL ROLL BAR MOUNT

<p>MPS-C02</p> <p>3 INCH</p>	<p>MPS-C03</p> <p>1.5 INCH</p>	<p>MPS-C04</p> <p>2 INCH</p>
--	--	--

- Multiple applications
- Powder coat black
- Rubber insert



TE-RBM ROLL BAR MOUNT FOR REARVIEW MIRROR

- Roll bar mount for rearview mirror
- Kit includes 3 rings, 1.5", 1.75" & 2" for different diameter roll bars
- Unique L-bracket provides a standard mirror base
- Compatible with most mirrors
- Durable powder coat finish for off-road applications



POWERSPORTS BRACKETS & MOUNTS



MPS-B01 8 INCH

UNIVERSAL LIGHTBAR BRACKET



MPS-B02 22 INCH

UNIVERSAL LIGHTBAR BRACKET



MPS-B03 32 INCH

UNIVERSAL LIGHTBAR BRACKET



MPS-B05 2011-2014 POLARIS RZR 900

SIDE PILLAR LIGHT BRACKET

- Fits cube and round work lights
- 2"-4" spot
- Sold as pair



MPS-B06 HONDA | POLARIS | YAMAHA

SIDE PILLAR LIGHT BRACKET

- Sold as pair



MPS-B07 2016-UP* YAMAHA YXZ 1000R

SIDE PILLAR LIGHT BRACKET

- 2"-4" Spot
- Sold as pair



MPS-B08 YAMAHA YXZ 1000R

ROOF LIGHT BRACKET

- 40"-42" spot
- Sold as pair



MPS-B09 HONDA | POLARIS | YAMAHA

ROLL CAGE LIGHTBAR BRACKET

- Holds 30"-32"
- Sold as pair



MPS-B10 YAMAHA YXZ 1000R

ROLL CAGE LIGHTBAR BRACKET

- Sold as pair



MPS-B11 2014-UP* POLARIS RZR
XP 1000 900 800

DUAL LIGHT POD

- Sold as pair



CUBE LIGHTS



CUBE LIGHTS



CUBE LIGHTS



UNIVERSAL FIT
CUBE LIGHTS

INFINITE CUBE LED LIGHTS



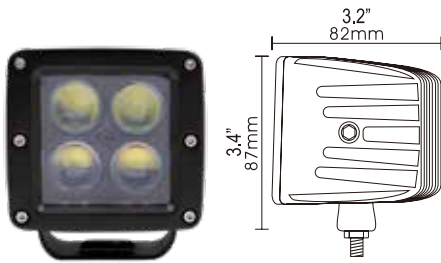
RGB LEDS

HE-ICL2

3 INCH

4 LED

Wattage: 13W • **Raw Lumens:** 1080lm • **Lux @ 10M:** 411
Current Consumption @ 13.8V: 0.9A • **IP Rating:** IP67



2 LIGHT PACK



RGB LEDS

HE-ICL2PK

3 INCH

4 LED

Heise HE-DLWH1 dual light wiring harness included



RGB LEDS



**★ IP68 ★
CERTIFIED**

HE-CBRGB

CONTROL BOX

Required for RGB functionality
on all Infinite Series lights.
Sold separately

COMMON FEATURES

INPUT VOLTAGE: 10-30V DC

COLOR TEMPERATURE: 6000K

BEAM PATTERN: 8° SPOT

HOUSING MATERIAL: DIE-CAST ALUMINUM

COLOR: BLACK

LENS MATERIAL: PC

MOUNTING BRACKET: STAINLESS STEEL

ELECTRONICS: INTEGRATED-EPOXY ENCAPSULATED

HARDWARE: STAINLESS 316

OPERATING TEMPERATURE: -40°F TO +140°F

PROTECTION: REVERSE POLARITY

HIGH OUTPUT CUBE LED LIGHTS

HE-HCL140 4 INCH 15 LED

Wattage: 30W • **Raw Lumens:** 2850lm • **Lux @ 10M:** 122
IP Rating: IP67 • **Beam Pattern:** 140° Flood/15° Spot
Current Consumption @ 13.8V: 2.2A



2 LIGHT PACK

HE-HCL1402PK


4 INCH 15 LED

Heise HE-DLWH1 dual light wiring harness included

HE-HCL22PK 3 INCH 4 LED

Wattage: 12W • **Raw Lumens:** 960lm • **Lux @ 10M:** 32
IP Rating: IP68 • **Beam Pattern:** 90° Flood
Current Consumption @ 13.8V: 0.7A

Heise HE-DLWH1 dual light wiring harness included



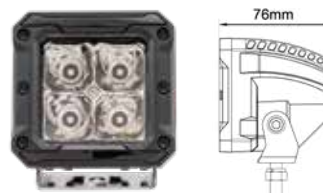
2 LIGHT PACK



HE-HCL2SPK 3 INCH 4 LED

Wattage: 12W • **Raw Lumens:** 960lm • **Lux @ 10M:** 380
IP Rating: IP68 • **Beam Pattern:** 8° Spot
Current Consumption @ 13.8V: 0.7A

Heise HE-DLWH1 dual light wiring harness included



2 LIGHT PACK



ACCESSORIES INCLUDED

ACCENT CAPS



Customize your lights with included color accent caps!

PIGTAIL



Included with all high output cube LED lights

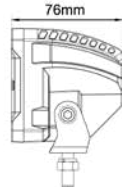
HIGH OUTPUT CUBE LED LIGHTS

HE-HCL3

3 INCH

6 LED

Wattage: 18W • **Raw Lumens:** 1440lm • **Lux @ 10M:** 32 • **IP Rating:** IP68
Beam Pattern: 90° Flood • **Current Consumption @ 13.8V:** 1.1A



2 LIGHT PACK

HE-HCL32PK

3 INCH

6 LED

Heise HE-DLWH1 dual light wiring harness included

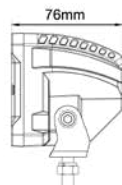


HE-HCL3S

3 INCH

4 LED

Wattage: 18W • **Raw Lumens:** 1440lm • **Lux @ 10M:** 416 • **IP Rating:** IP68
Beam Pattern: 8° Spot • **Current Consumption @ 13.8V:** 1.1A



2 LIGHT PACK

HE-HCL3S2PK

3 INCH

4 LED

Heise HE-DLWH1 dual light wiring harness included



COMMON FEATURES

INPUT VOLTAGE: 10-30V DC

COLOR TEMPERATURE: 6000K

HOUSING MATERIAL: DIE-CAST ALUMINUM

COLOR: DARK GREY

LENS MATERIAL: PC

MOUNTING BRACKET: STAINLESS STEEL

ELECTRONICS: INTEGRATED-EPOXY ENCAPSULATED

HARDWARE: STAINLESS 316

OPERATING TEMPERATURE: -40°F TO +140°F

PROTECTION: REVERSE POLARITY

CUBE LED LIGHTS **BLACKOUT** SERIES

HE-BCL2

3 INCH

4 LED

Wattage: 12W • **Raw Lumens:** 960lm • **Lux @ 10M:** 17 • **IP Rating:** IP68
Beam Pattern: 90° Flood • **Current Consumption @ 13.8V:** 0.9A



2 LIGHT PACK

HE-BCL22PK

3 INCH

4 LED

Heise HE-DLWH1 dual light wiring harness included




HE-BCL2S

3 INCH

4 LED

Wattage: 12W • **Raw Lumens:** 960lm • **Lux @ 10M:** 205 • **IP Rating:** IP68
Beam Pattern: 5° Spot • **Current Consumption @ 13.8V:** 0.9A



2 LIGHT PACK

HE-BCL2S2PK

3 INCH

4 LED

Heise HE-DLWH1 dual light wiring harness included



ACCESSORIES INCLUDED



PIGTAIL

Included with all Blackout Series cube LED lights

COMMON FEATURES

INPUT VOLTAGE: 10-30V DC

COLOR TEMPERATURE: 6000K

HOUSING MATERIAL: DIE-CAST ALUMINUM

COLOR: BLACK

LENS MATERIAL: PC

MOUNTING BRACKET: STAINLESS STEEL

ELECTRONICS: INTEGRATED-EPOXY ENCAPSULATED

HARDWARE: STAINLESS 316

OPERATING TEMPERATURE: -40°F TO +140°F

PROTECTION: REVERSE POLARITY

CUBE LED LIGHTS

HE-CL1 **2** INCH **1** LED

Wattage: 10W • **Raw Lumens:** 600lm • **Lux @ 10M:** 12
IP Rating: IP68 • **Beam Pattern:** 40° Flood
Current Consumption @ 13.8V: 0.7A • **IP Rating:** IP68



HE-CL22PK **3** INCH **4** LED

Wattage: 12W • **Raw Lumens:** 960lm • **Lux @ 10M:** 17 • **IP Rating:** IP68
Beam Pattern: 90° Flood • **Current Consumption @ 13.8V:** 0.9A

Heise HE-DLWH1 dual light wiring harness included



2 LIGHT PACK



HE-CL2S **3** INCH **4** LED

Wattage: 12W • **Raw Lumens:** 960lm • **Lux @ 10M:** 205 • **IP Rating:** IP68
Beam Pattern: 5° Spot • **Current Consumption @ 13.8V:** 0.9A



2 LIGHT PACK

HE-CL2S2PK
3 INCH **4** LED

Heise HE-DLWH1 dual light wiring harness included



COMMON FEATURES

- INPUT VOLTAGE:** 10-30V DC
- COLOR TEMPERATURE:** 6000K
- HOUSING MATERIAL:** DIE-CAST ALUMINUM
- COLOR:** BLACK
- LENS MATERIAL:** PC
- MOUNTING BRACKET:** STAINLESS STEEL
- ELECTRONICS:** INTEGRATED-EPOXY ENCAPSULATED
- HARDWARE:** STAINLESS 316
- OPERATING TEMPERATURE:** -40°F TO +140°F
- PROTECTION:** REVERSE POLARITY

CUBE LED LIGHTS

HE-CL3 **3** INCH **6** LED

Wattage: 18W • **Raw Lumens:** 1440lm • **Lux @ 10M:** 18 • **IP Rating:** IP68
Beam Pattern: 90° Flood • **Current Consumption @ 13.8V:** 1.2A



HE-CL32PK

3 INCH **6** LED

Heise HE-DLWH1 dual light wiring harness included



HE-CL3S2PK **3** INCH **6** LED

Wattage: 18W • **Raw Lumens:** 1440lm • **Lux @ 10M:** 350 • **IP Rating:** IP68
Beam Pattern: 5° Spot • **Current Consumption @ 13.8V:** 1.2A

Heise HE-DLWH1 dual light wiring harness included



COMMON FEATURES

INPUT VOLTAGE: 10-30V DC

COLOR TEMPERATURE: 6000K

HOUSING MATERIAL: DIE-CAST ALUMINUM

COLOR: BLACK

LENS MATERIAL: PC

MOUNTING BRACKET: STAINLESS STEEL

ELECTRONICS: INTEGRATED-EPOXY ENCAPSULATED

HARDWARE: STAINLESS 316

OPERATING TEMPERATURE: -40°F TO +140°F

PROTECTION: REVERSE POLARITY

FLUSH MOUNT CUBE LED LIGHTS

HE-FMCL2

3 INCH

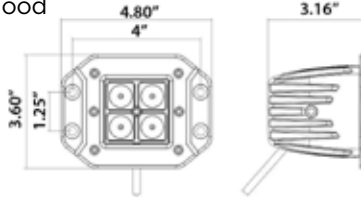
4 LED

Wattage: 12W • **Raw Lumens:** 960lm • **Lux @ 10M:** 17

IP Rating: IP68 • **Beam Pattern:** 90° Flood

Current Consumption @ 13.8V: 0.9A

Includes gasket and cut out template



HE-BFMCL2

3 INCH

4 LED

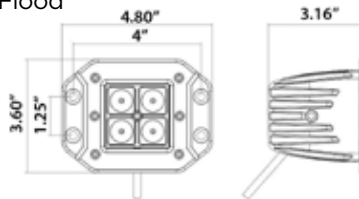
BLACKOUT SERIES

Wattage: 12W • **Raw Lumens:** 960lm • **Lux @ 10M:** 17

IP Rating: IP68 • **Beam Pattern:** 90° Flood

Current Consumption @ 13.8V: 0.9A

Includes gasket and cut out template



HE-FMCL3

3 INCH

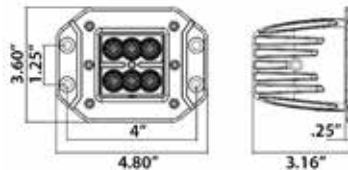
6 LED

Wattage: 18W • **Raw Lumens:** 1440lm • **Lux @ 10M:** 18


IP Rating: IP68 • **Beam Pattern:** 90° Flood

Current Consumption @ 13.8V: 1.2A

Includes gasket and cut out template



ACCESSORIES INCLUDED



GASKET & SCREWS

Included with all flush mount cube LED lights

COMMON FEATURES

INPUT VOLTAGE: 10-30V DC

COLOR TEMPERATURE: 6000K

HOUSING MATERIAL: DIE-CAST ALUMINUM

COLOR: DARK GREY

LENS MATERIAL: PC

MOUNTING BRACKET: FLUSH MOUNT

ELECTRONICS: INTEGRATED-EPOXY ENCAPSULATED

HARDWARE: STAINLESS 316

OPERATING TEMPERATURE: -40°F TO +140°F

PROTECTION: REVERSE POLARITY

COLORED LENS COVERS CUBE

AMBER	HE-CLLA	CUBE	PROTECTIVE LENS COVER
BLACK	HE-CLLBK		
CLEAR	HE-CLLC		
RED	HE-CLLR		
GREEN	HE-CLLG		
BLUE	HE-CLLBL		

- Polycarbonate protective lens
- Use with HE-CL2, HE-CL3, HE-CL22PK, HE-CL32PK, HE-CL2S, HE-CL2SA, HE-CL3S, HE-CL3SA, HE-BCL2, HE-BCL2S, HE-BCL22PK, HE-BCL2S2PK, HE-MCL2, HE-MCL3, HE-MCL22PK, HE-MCL32PK
- NOTE: Not for use with the high output cubes
- 6 colors available



FAQ

STANDARD CUBES

1. Does the flush mount come with a template? **YES, it does**
2. Are the cubes offered in different colors? **YES, they are available in WHITE and AMBER**
3. Are they available in different patterns? **YES, they are available in a spot or flood pattern**

HIGH OUTPUT CUBES

1. Are the cubes offered in different colors? **YES, they are available in WHITE and GREEN**
2. Are they available in different patterns? **YES, they are available in a spot or flood pattern**
3. What color are the accent trim pieces? **Black, Red, Blue and Yellow**



DRIVING LIGHTS



DRIVING LIGHTS



DRIVING LIGHTS



UNIVERSAL FIT
DRIVING LIGHTS

SINGLE ROW DRIVING LED LIGHTS

HE-DL1

6 LED

SINGLE ROW

Wattage: 18W • **Raw Lumens:** 1440lm • **Lux @ 10M:** 260 • **Current Consumption @ 13.8V:** 0.9A
IP Rating: IP67 • **Mounting Bracket:** Black Powder Coated Steel • **Hole Dimensions:** Mounting Bolt Drill 0.25"



6.25"W x 1.75"H

HE-FMDL1

6 LED


FLUSH MOUNT

Wattage: 18W • **Raw Lumens:** 1440lm • **Lux @ 10M:** 260 • **Current Consumption @ 13.8V:** 0.9A
IP Rating: IP67 • **Mounting Bracket:** Stainless Steel • **Hole Dimensions:** Mounting Bracket to Mounting Hole is 7"
Gasket and cut out template included



7.37"W x 2.5"H

COMMON FEATURES



HE-ARB2

**ANGLED
RUBBER BASE**

Use with the Heise HE-FDML1 flush mount driving light. Comes with black hardware.
Base sold separately.

INPUT VOLTAGE: 10-30V DC

COLOR TEMPERATURE: 6000K

BEAM PATTERN: 25° SPOT

HOUSING MATERIAL: DIE-CAST ALUMINUM

COLOR: BLACK

LENS MATERIAL: PC

ELECTRONICS: INTEGRATED-EPOXY ENCAPSULATED

HARDWARE: STAINLESS 316

OPERATING TEMPERATURE: -40°F TO +140°F

PROTECTION: REVERSE POLARITY

ROUND DRIVING LED LIGHTS

HE-DL12

2 INCH

1 LED

Wattage: 10W • **Raw Lumens:** 600lm
Lux @ 10M: 10 • **Beam Pattern:** 60° Flood
Current Consumption @ 13.8V: 0.4A • **Mounting Bracket:** Stainless Steel
Hole Dimensions: Mounting Bolt Drill - 0.25"



HE-DL2

3.5 INCH

6 LED

Wattage: 18W • **Raw Lumens:** 1440lm
Lux @ 10M: 185 • **Beam Pattern:** 8° Spot
Membrane: Gore • **Current Consumption @ 13.8V:** 0.4A
Mounting Bracket: Black Powder Coated Steel
Hole Dimensions: Mounting Bolt Drill - 0.25"



3.50"W x 3.75"H x 2.375"D

HE-DL3

5 INCH

8 LED

Wattage: 24W • **Raw Lumens:** 1920lm
Lux @ 10M: 570 • **Beam Pattern:** 26° Spot
Membrane: Gore • **Current Consumption @ 13.8V:** 1.3A
Mounting Bracket: Black Powder Coated Steel
Hole Dimensions: Mounting Bolt Drill - 0.375"



5"W x 6.75"H x 2"D

HE-DL4

7 INCH

15 LED

Wattage: 45W • **Raw Lumens:** 3600lm
Lux @ 10M: 710 • **Beam Pattern:** 26° Spot
Membrane: Gore • **Current Consumption @ 13.8V:** 2.9A
Mounting Bracket: Black Powder Coated Steel
Hole Dimensions: Mounting Bolt Drill - 0.375"



7"W x 9"H x 3"D

ROUND DRIVING LED LIGHTS

HE-DL5 **9** INCH **25** LED

Wattage: 75W • **Raw Lumens:** 6000lm
Lux @ 10M: 940 • **Beam Pattern:** 26° Spot
Membrane: Gore • **Current Consumption @ 13.8V:** 4.4A
Mounting Bracket: Stainless Steel
Hole Dimensions: Mounting Bolt Drill - 0.375"



9"W x 11.375"H x 2.5"D

HE-DL6 **7** INCH **6** LED

Wattage: 60W • **Raw Lumens:** 4800lm
Lux @ 10M: 1210 • **Beam Pattern:** 26° Spot • **Membrane:** Gore
Current Consumption @ 13.8V: 3.1A (w/o halo) 3.2A (with halo)
Mounting Bracket: Stainless Steel
Hole Dimensions: Mounting Bolt Drill - 0.375"



7"W x 9"H x 4"D

SQUARE DRIVING LED LIGHTS

HE-DL8 **5.5** INCH **24** LED

Wattage: 72W • **Raw Lumens:** 5760lm • **Lux @ 10M:** 500
Beam Pattern: 20° Spot • **Current Consumption @ 13.8V:** 3.2A
Mounting Bracket: 304L with Stainless Steel Hardware



3.5"W x 3.75"H x 2.375"D

COMMON FEATURES

INPUT VOLTAGE: 10-30V DC

COLOR TEMPERATURE: 6000K

HOUSING MATERIAL: DIE-CAST ALUMINUM

COLOR: BLACK

LENS MATERIAL: PC

ELECTRONICS: INTEGRATED-EPOXY ENCAPSULATED

HARDWARE: STAINLESS 316

OPERATING TEMPERATURE: -40°F TO +140°F

IP RATING: IP67

PROTECTION: REVERSE POLARITY

PROTECTIVE LIGHT COVERS

HE-DLC35 DRIVING LIGHT COVER

- Driving light cover for HE-DL2



HE-DLC5 DRIVING LIGHT COVER

- Driving light cover for HE-DL3



HE-DLC7 DRIVING LIGHT COVER

- Driving light cover for HE-DL4 and HE-DL6



HE-DLC9 DRIVING LIGHT COVER

- Driving light cover for HE-DL5



HE-WLC475 WORK LIGHT COVER

- Work light cover for HE-WL3*


* The light which uses this cover can be found on page 95





ACCENT LIGHTS

ACCENT LIGHTS



ACCENT LIGHTS



COMPACT

ACCENT LIGHTS



RGB ACCENT LIGHTS

HE-TL1RGB

1.5x3 INCH

3 LED

**★ IP68 ★
CERTIFIED**

Input Voltage: 10-30V DC • **LEDs:** 3 - 3W CREE LEDs
Wattage: 9W • **Raw Lumens:** 720lm • **Beam Patten:** 120° Flood

CONSTRUCTION

Housing Material: Black Die-Cast Aluminum Housing

Mounting: Surface

Lens Material: PC • **Hardware:** Stainless 316

OPERATION

Operating Temperature: -40°F to +140°F

Current Consumption @ 13.8 Volts: 0.2A • **IP Rating:** IP68



HE-ML1RGB

1.5x3 INCH

3 LED

**★ IP68 ★
CERTIFIED**

Input Voltage: 10-30V DC • **LEDs:** 3 - 3W CREE LEDs
Wattage: 9W • **Raw Lumens:** 720lm • **Beam Pattern:** 120° Flood

CONSTRUCTION

Housing Material: White Die-Cast Aluminum Housing

Mounting: Surface

Lens Material: PC • **Hardware:** Stainless 316

OPERATION

Operating Temperature: -40°F to +140°F

Current Consumption @ 13.8 Volts: 0.2A • **IP Rating:** IP68



RGB ACCENT LIGHT KITS

HE-8TLRGBK 8 RGB PODS 3 LED **★IP68★ CERTIFIED**

LEDs: 8 Pods - (3) 3W CREE LEDs Per Pod
Wattage: 9W Total Per Pod • **Raw Lumens:** 720lm

The HE-8TLRGBK is a complete kit to light up your vehicle. (8) HE-TLIRGB RGB accent lights and the HE-CBRGB control box will give you accent lighting where you want it.



HE-4TLRGBK 4 RGB PODS 3 LED **★IP68★ CERTIFIED**

LEDs: 4 Pods - (3) 3W CREE LEDs Per Pod
Wattage: 9W Total Per Pod • **Raw Lumens:** 720lm

Designed as a starter kit, this allows you to add the RGB lights in your vehicle without breaking the bank, but also allows you to add up to four more HE-TLIRGB lights.



HEISE RGB APP

App for Android and iOS:


This app allows endless color choices and even allows you to store your custom made colors. Select from preset flash patterns, set the lights to flash to your music library or even schedule the lights to turn on and off at selected times.

Download the Heise RGB app for Android® and iOS® today!



RGB LEDs

INCLUDED



CONTROL BOX

Included with all accent light kits

ADDITIONAL ACCESSORIES

ACCENT LIGHTING COVER



HE-TL1DIV

The light cover is for use with the HE-4TLRGBK, HE-8TLRGBK, HE-TLIRGB



MOUNTING BASE

HE-ARB1

The angled base is for use with the HE-TL1, HE-TL1A, HE-TL1B, HE-TL1G, HE-TL1R

COMMON FEATURES

INPUT VOLTAGE: 10-30V DC

BEAM PATTERN: 120° FLOOD

HOUSING MATERIAL: BLACK DIE-CAST ALUMINUM

LENS MATERIAL: PC

MOUNTING: CUTOUT TEMPLATE & GASKET INCLUDED

HARDWARE: STAINLESS 316

OPERATING TEMPERATURE: -40°F TO +140°F

IP RATING: IP68

MARINE RGB ACCENT LIGHT KITS

HE-8MLRGBK

8 RGB PODS

3 LED

★ IP68 ★ CERTIFIED



RGB LEDs



LEDs: 8 Pods - (3) 3W CREE LEDs Per Pod
Wattage: 9W Total Per Pod • **Raw Lumens:** 720lm

The HE-8MLRGBK is a complete kit to light up your boat. (8) HE-ML1RGB RGB accent lights and the HE-CBRGB control box will give you accent lighting where you want it.



HE-4MLRGBK

4 RGB PODS

3 LED

★ IP68 ★ CERTIFIED



RGB LEDs



LEDs: 4 Pods - (3) 3W CREE LEDs Per Pod
Wattage: 9W Total Per Pod • **Raw Lumens:** 720lm

Designed as a starter kit, this allows you to get RGB lights in your boat without breaking the bank but also allows you to add up to four more HE-ML1RGB lights.



HEISE RGB APP

App for Android and iOS:

This app allows endless color choices and even allows you to store your custom made colors. Select from preset flash patterns, set the lights to flash to your music library or even schedule the lights to turn on and off at selected times.

Download the Heise RGB app for Android® and iOS® today!



RGB LEDs

INCLUDED

CONTROL BOX

Included with all accent light kits



ADDITIONAL ACCESSORIES

ACCENT LIGHTING COVER



HE-ML1DIV

The light cover is for use with the HE-4MLRGBK, HE-8MLRGBK, HE-ML1RGB

MOUNTING BASE



HE-ARB1

The angled base is for use with the HE-ML1, HE-ML1A, HE-ML1B, HE-ML1G, HE-ML1R

COMMON FEATURES

INPUT VOLTAGE: 10-30V DC

BEAM PATTERN: 120° FLOOD

HOUSING MATERIAL: WHITE DIE-CAST ALUMINUM

LENS MATERIAL: PC

MOUNTING: CUTOUT TEMPLATE & GASKET INCLUDED

HARDWARE: STAINLESS 316

OPERATING TEMPERATURE: -40°F TO +140°F

IP RATING: IP68

RGB ACCENT LIGHT EXTRAS



RGB LEDS

HE-PTRGB

**RGB
ACCENT PODS**

PIGTAIL ADAPTER

This cable is designed to wire the RGB accent pods into any 4-wire positive anode RGB controller like the Heise HE-RGBC-1, HE-RGBSAC-1, HE-WFRGBC-1, and HE-RFRGBC-1



RGB LEDS

HE-EXTRGB

10 FOOT

EXTENSION CABLE

These extension cables were designed to add an additional 10 feet of length to the accent lights, which are already equipped with a 10-foot cable



RGB LEDS

HE-CBRGB

8 OUTPUT

CONTROL BOX

Water-resistant control box for HE-TL1RGB and HE-ML1RGB. Control box can be mounted in the engine compartment.

ACCENT LIGHTS



3 WATT

**BLACK
0.75" ACCENT**

HE-BALW

WHITE

Black aluminum accent lights come in 6 colors; white, blue, red, yellow, green, and purple. 3-watt COB LED, IP65 rated, is sold in pairs. Great for lighting up foot wells or highlighting installations.

HE-BALB

BLUE

HE-BALR

RED

HE-BALY

YELLOW

HE-BALG

GREEN

HE-BALPP

PURPLE



3 WATT

**SILVER
0.75" ACCENT**

HE-SALW

WHITE

Silver aluminum accent lights come in 6 colors; white, blue, red, yellow, green, and purple. 3-watt COB LED, IP65 rated, is sold in pairs. Great for lighting up foot wells or highlighting installations.

HE-SALB

BLUE

HE-SALR

RED

HE-SALY

YELLOW

HE-SALG

GREEN

HE-SALPP

PURPLE

ACCENT LIGHTS

HE-TL1 **1.5x3** INCH **3** LED **★ IP68 ★ CERTIFIED**

AUXILIARY LIGHTING PODS

White: (3) 5W CREE LEDs • **Wattage:** 15W
Color: (3) 3W CREE LEDs • **Wattage:** 9W

CONSTRUCTION

Housing Material: Black Die-Cast Aluminum Housing
Hardware: Black Screws

OPERATION

Current Consumption @ 13.8 Volts: .2A



WHITE LED

- HE-TL1R** RED
- HE-TL1A** AMBER
- HE-TL1B** BLUE
- HE-TL1G** GREEN

HE-ML1 **1.5x3** INCH **3** LED **★ IP68 ★ CERTIFIED**

MARINE AUXILIARY LIGHTING PODS

White: (3) 5W CREE LEDs • **Wattage:** 15W
Color: (3) 3W CREE LEDs • **Wattage:** 9W

CONSTRUCTION

Housing Material: White Die-Cast Aluminum Housing
Hardware: Stainless 316

OPERATION

Current Consumption @ 13.8 Volts: .2A



WHITE LED

- HE-ML1R** RED
- HE-ML1A** AMBER
- HE-ML1B** BLUE
- HE-ML1G** GREEN

COLOR CHART



COMMON FEATURES

- INPUT VOLTAGE:** 10-30V DC
- BEAM PATTERN:** 120° FLOOD
- RAW LUMENS:** 1200lm/720lm
- COLOR:** 3-3W CREE LEDS
- LENS MATERIAL:** PC
- MOUNTING:** TWO RUBBER BASES INCLUDED
- OPERATING TEMPERATURE:** -40°F TO +140°F
- IP RATING:** IP68

ADDITIONAL ACCESSORIES

ACCENT LIGHTING COVERS



HE-TL1DIV

The light cover is for use with the HE-TL1, HE-TL1R, HE-TL1B, HE-TL1A and HE-TL1G



HE-ML1DIV

The light cover is for use with the HE-ML1, HE-ML1R, HE-ML1B, HE-ML1A and HE-ML1G

MOUNTING BASE



HE-ARB1

The angled base is for use with the HE-TL1, HE-ML1 and all colors within series

ACCENT LIGHTS

HE-FMTL1 **1.5x3** INCH **3 LED** **★ IP68 ★ CERTIFIED**

FLUSH MOUNT AUXILIARY LIGHTING PODS

Input Voltage: 10-30V DC
White: (3) 5W CREE LEDs • **Wattage:** 15W
Color: (3) 3W CREE LEDs • **Wattage:** 9W
Raw Lumens: 1200lm/720lm • **Beam Pattern:** 120° Flood

CONSTRUCTION

Housing Material: Black Die-Cast Aluminum Housing
Lens Material: PC • **Hardware:** Black Screws
Mounting: Cutout Template and Gasket Included


OPERATION

Operating Temperature: -40°F to +140°F
Current Consumption @ 13.8 Volts: .2A • **IP Rating:** IP68



WHITE LED

- HE-FMTLR** RED
- HE-FMTLB** BLUE
- HE-FMTLA** AMBER
- HE-FMTLG** GREEN



ADDITIONAL ACCESSORIES



HE-ARB1

MOUNTING BASE

The angled base is for use with the HE-FMTL1, HE-FMTL1A, HE-FMTL1B, HE-FMTL1G, HE-FMTL1R





STRIP LIGHTS

STRIP LIGHTS





ULTRA BRIGHT
STRIP LIGHTS

SIDE VIEW LED STRIPS



12volt Side View LED light strips for an Audi-style headlight look without the price of an Audi. Flexible and waterproof, these lights will give your vehicle a more expensive look.



24 INCH **60** LEDS PER STRIP

- H-WSV** WHITE
- H-ASV** AMBER PAIR
- H-BSV** BLUE PAIR
- H-GSV** GREEN PAIR
- H-RSV** RED PAIR

- HE-ASV** AMBER PAIR
- HE-BSV** BLUE PAIR
- HE-RSV** RED PAIR

ANTI-STATIC PKG

RETAIL PKG

54 INCH **135** LEDS PER STRIP

- HE-WSV54** WHITE
- HE-GSV54** GREEN PAIR
- HE-RSV54** RED PAIR

ANTI-STATIC PKG ONLY

COMMON FEATURES



PERFECT FOR HEADLIGHT ACCENT

Give your older model vehicle a face lift with great looking LEDs. The pair of 24" strips is ready for a quick and easy installation.

- SIZE:** STRIPS ARE 6MM WIDE
- WATER-RESISTANT:** YES
- USAGE:** 0.7A
- MOUNTING:** 3M DOUBLE-SIDED TAPE
- IP RATING:** IP65



3528 LED STRIPS



AMBER



BLUE



GREEN



ICE BLUE



PINK



PURPLE



RED



WHITE

- 8mm wide, 60 LEDs per meter
- Water-resistant covering
- 3M double sided tape provides a strong bond
- 120° viewing angle
- LED strips can be cut at every 3rd LED
- 5 meter strip only draws 1.5 amps of current
- Heise branded retail blister packaging
- White base

IP65 RATED

1 METER / **60** LEDs PER METER

COLOR	RETAIL PKG	ANTI-STATIC PKG
AMBER	H-A135	HE-A135
BLUE	H-B135	HE-B135
GREEN	H-G135	HE-G135
ICE BLUE	H-IB135	HE-IB135
PINK	H-PK135	HE-PK135
PURPLE	—	HE-PP135
RED	H-R135	HE-R135
WHITE	H-W135	HE-W135

IP65 RATED

3 METER / **60** LEDs PER METER

COLOR	RETAIL PKG	ANTI-STATIC PKG
BLUE	H-B335	HE-B335
GREEN	H-G335	HE-G335
ICE BLUE	—	HE-IB335
PURPLE	H-PP335	HE-PP335
RED	H-R335	HE-R335
WHITE	H-W335	HE-W335

BLACK BASE

3 METER / **60** LEDs PER METER

COLOR	RETAIL PKG
RED/BLK	H-R335-BLK
ANTI-STATIC PKG	
BLUE/BLK	HE-B335-BLK
RED/BLK	HE-R335-BLK
WHITE/BLK	HE-W335-BLK

IP65 RATED

5 METER / **60** LEDs PER METER

COLOR	RETAIL PKG	ANTI-STATIC PKG
AMBER	H-A535	HE-A535
BLUE	H-B535	HE-B535
GREEN	H-G535	HE-G535
ICE BLUE	H-IB535	HE-IB535
PINK	H-PK535	—
PURPLE	H-PP535	HE-PP535
RED	H-R535	HE-R535
WHITE	H-W535	HE-W535
COOL WHITE	H-CW535	HE-CW535
WARM WHITE	H-WW535	—

IP20 RATED

5 METER / **60** LEDs PER METER

COLOR	ANTI-STATIC PKG
BLUE	HE-B535I
RED	HE-R535I
WHITE	HE-W535I
COOL WHITE	HE-CW535I

- IP20 rated
- No covering over the LED lights
- For interior use only
- ANTI-STATIC packaging ONLY

IP68 RATED


5 METER / **60** LEDs PER METER

COLOR	ANTI-STATIC PKG
BLUE	HE-B53568
RED	HE-R53568
WHITE	HE-W53568

- IP8 rated
- Mounts with brackets (included) instead of tape for secure mounting
- ANTI-STATIC packaging ONLY



5050 LED STRIPS



AMBER



BLUE



GREEN



ICE BLUE




PINK

- 10mm wide, 60 LEDs per meter
- Water-resistant covering
- 3M double-sided tape provides a strong bond
- 120° viewing angle
- LED strips can be cut at every 3rd LED
- 5 meter strip only draws 4.5 amps of current
- Heise branded retail blister packaging
- White base



PURPLE



RED



WHITE

IP65 RATED

1 METER **60** LEDs PER METER

COLOR	RETAIL PKG	ANTI-STATIC PKG
AMBER	H-A150	HE-A150
BLUE	H-B150	HE-B150
GREEN	H-G150	HE-G150
ICE BLUE	—	HE-IB150
PINK	—	HE-PK150
RED	H-R150	HE-R150
WHITE	H-W150	HE-W150

IP65 RATED

3 METER **60** LEDs PER METER

COLOR	RETAIL PKG	ANTI-STATIC PKG
AMBER	—	HE-A350
BLUE	H-B350	HE-B350
GREEN	H-G350	—
ICE BLUE	H-IB350	HE-IB350
PURPLE	H-PP350	HE-PP350
RED	H-R350	HE-R350
WHITE	H-W350	HE-W350

BLACK BASE

3 METER **60** LEDs PER METER

COLOR	RETAIL PKG
BLUE/BLK	H-B350-BLK
RED/BLK	H-R350-BLK
WHITE/BLK	H-W350-BLK
	ANTI-STATIC PKG
BLUE/BLK	HE-B350-BLK
RED/BLK	HE-R350-BLK
WHITE/BLK	HE-W350-BLK

IP65 RATED

5 METER **60** LEDs PER METER

COLOR	RETAIL PKG	ANTI-STATIC PKG
AMBER	H-A550	HE-A550
BLUE	H-B550	HE-B550
GREEN	H-G550	HE-G550
ICE BLUE	H-IB550	HE-IB550
PINK	H-PK550	HE-PK550
PURPLE	H-PP550	HE-PP550
RED	H-R550	HE-R550
WHITE	H-W550	HE-W550
COOL WHITE	H-CW550	HE-CW550
WARM WHITE	—	HE-WW550

IP20 RATED

5 METER **60** LEDs PER METER

COLOR	ANTI-STATIC PKG
BLUE	HE-B550I
WHITE	HE-W550I
COOL WHITE	HE-CW550I
WARM WHITE	HE-WW550I

- IP20 rated
- No covering over the LED lights
- For interior use only
- ANTI-STATIC packaging ONLY

IP68 RATED

5 METER **60** LEDs PER METER

COLOR	ANTI-STATIC PKG
BLUE	HE-B55068
GREEN	HE-G55068
RED	HE-R55068
WHITE	HE-W55068
WARM WHITE	HE-WW55068

- IP68 rated
- Mounts with brackets (included) instead of tape for secure mounting
- ANTI-STATIC packaging ONLY

RGB LED STRIPS KITS

H-RGB5MRK2 KIT RGB 5 METER

- 5 meters (16.4 feet) RGB 5050 LED strip
- 5050 SMD LEDs at 60 LEDs per meter
- One 24-key IR remote & RGB controller
- 3 amp power supply
- IP65 water-resistant covering



RGB LEDs



H-RGB5MRK1 KIT RGB 5 METER

- 5 meters (16.4 feet) RGB 3528 LED Strip
- 3528 SMD LEDs at 60 LEDs per meter
- One 24-key IR remote & RGB controller
- 3 amp power supply
- IP65 water-resistant covering



RGB LEDs



RGB LED STRIPS

RETAIL PKG

ANTI-STATIC PKG

H-5MRGB-3

HE-5MRGB-3

5 METER

132 FUNCTION RGB

- 132 different functions that will get attention
- 5 meter flexible LED roll
- 5050 RGB LEDs
- LED strip is 10mm wide and 4mm thick
- 3M adhesive foam tape backing
- 12volt DC input
- Able to be cut every 3rd LED
- 30 LEDs per meter, 150 total
- H-RGBC-3 control unit is required *(Sold Separately)*



RGB LEDs



ADDITIONAL ACCESSORIES

RF CONTROL UNIT

RETAIL PKG

WHITE BOX PKG

H-RGBC-3

HE-RGBC-3

- 132 pre-programmed lighting function
- 2.8 amps with two H-5MRGB-3 connected
- Draws 1.8 amps with one H-5MRGB-3 connected draws
- Allows two 5 meter rolls to be connected and control LED by one remote
- Control box has same functions as remote and will work without remote



16 COLOR RGB LED STRIPS + CONTROLS

RETAIL PKG

H-5MRGB-1
WHITE BASE

ANTI-STATIC PKG

HE-5MRGB-1
WHITE BASE

HE-5MBRGB-1
BLACK BASE



RGB LEDs



5 METER

16 COLOR
RGB

- 16 different selectable colors
- 5 meter flexible LED roll
- 5050 RGB LEDs
- 60 LEDs per meter, 300 total
- LED strip is 10mm wide and 2.5mm thick
- IP65 rated water-resistant covering
- 3M adhesive tape backing
- 12volt DC input
- Able to be cut every 3rd LED
- H-RGBC-1 control unit is required *(sold separately)*

HE-RFRGBC-1

RF

- 16 color RGB control unit
- 24-button credit card sized IR remote included
- Cord for LEDs to plug into is 15" long cord
- On/off buttons with built-in 8-way dimmer
- "Flash", "Strobe", "Fade", and "Smooth" buttons
- Draws 1.2 amps



HE-WFRGBC-1

WIFI

- WiFi controller for HE-5MRGB-1 lights
- 24-button credit card sized IR remote included
- Uses MagicHome WiFi app, available for Android® and iOS®
- Works with Amazon Alexa® and Google Home®
- Control HE-5MRGB-1 lights anywhere in the world as long as the controller is connected to WiFi



RETAIL PKG

WHITE BOX PKG

H-RGBC-1

HE-RGBC-1

- 16 color RGB control unit
- 24-button credit card sized IR remote included
- Cord for LEDs to plug into is 15" long cord
- On/off buttons with built-in 8-way dimmer
- "Flash", "Strobe", "Fade", and "Smooth" buttons
- Draws 1.2 amps



IR LED is attached to control box by a 17" long cord

HE-RGBSAC-1

SOUND

- Sound activated controller
- 24-button credit card sized IR remote included
- You can connect up to three HE-5MRGB-1 lights to the controller
- Sensitivity adjustment



RGB ACCESSORIES LED STRIPS

RETAIL PKG

ANTI-STATIC

H-PS2

HE-PS2

2 AMP

POWER SUPPLY

- 12volt 2 amp power supply for single color LEDs
- UL listed



HE-PS10

10 AMP

POWER SUPPLY

- 12volt 10 amp power supply for RGB LEDs and controllers



HE-PS6

6 AMP

POWER SUPPLY

- 12volt 6 amp power supply for RGB LEDs and controllers



HE-PS6UL

6 AMP

POWER SUPPLY

- 12volt 6 amp power supply
- UL listed



HE-AMP

SINGLE

AMP SINGLE COLOR

- Inline amplifier for single color LED strip lights
- Add after each 5 meter roll



HE-LEDDIM

CONTROLLER

LED STRIP LIGHT IR DIMMER

- Inline dimmer for single color LED strip lights



HE-DIM

DIMMER

SINGLE COLOR

- Inline dimmer for single color LED strip lights
- Plug inline with power cord of LED lights



HE-SPLIT4

SPLITTER

MALE TO 4 FEMALE

- 12V DC single male to 4 female splitter that can connect 4 LED lights to one power supply
- Great for displays



HE-SPLIT8

SPLITTER

MALE TO 8 FEMALE

- 12V DC single male to 8 female splitter that can connect 8 LED lights to one power supply
- Great for displays



HE-SPLIT16

SPLITTER

MALE TO 16 FEMALE

- 12V DC single male to 16 female splitter that can connect 16 LED lights to one power supply
- Great for displays

HE-MFQC

2 WIRE

F&M 2 WIRE CONNECTOR

- Male and female two wire connector adapter
- Allows simple plug-in to LED lights from a power and ground wire
- 2 PACK - 1 MALE, 1 FEMALE



HE-FQC5PK

2 WIRE

F 2 WIRE CONNECTOR

- Female two wire to connector adapter
- Allows simple plug-in to LED lights from a power and ground wire
- 5 PACK - FEMALE



HE-MQC5PK

2 WIRE

M 2 WIRE CONNECTOR

- Male two wire to connector adapter
- Allows simple plug-in to LED lights from a power and ground wire
- 5 PACK - MALE



RGB ACCESSORIES LED STRIPS

HE-RGBAMP-1

AMP

RGB-1

- Inline amplifier for H-5MRGB-1 LED strip lights
- Add after each 5 meter roll
- Functions of the RGB control box will be passed through the HE-RGBAMP-1



HE-3528FW

10 PACK

ADAPTER

- 3528 LED + Adapter



HE-3528CP

10 PACK

COUPLER

- 3528 LED coupler



HE-3528QC

5 PACK

QUICK CONNECT

- DC female quick connect for 3528 LEDs



HE-3528RA

10 PACK

ADAPTER

- 3528 LED right angle adapter



HE-3528T

10 PACK

ADAPTER

- 3528 LED T-adapter



HE-5050FW

10 PACK

ADAPTER

- 5050 LED + Adapter



HE-5050CP

10 PACK

COUPLER

- 5050 LED coupler



HE-5050QC

5 PACK

QUICK CONNECT

- DC female quick connect for 5050 LEDs



HE-5050RA

10 PACK

ADAPTER

- 5050 LED right angle adapter



HE-5050T

10 PACK

ADAPTER

- 5050 LED T-adapter



H-QC5050

1 COLOR

QUICK CONNECT

- Quick connector for single color 5050 LED - 4 PACK
- 10 PACK - in anti-static bag **HE-QC5050**



H-EC5050

1 COLOR

EXTENSION CONNECT

- Extension connector for Single Color 5050 LED - 2 PACK
- 10 PACK - in anti-static bag **HE-EC5050**

RGB ACCESSORIES LED STRIPS



H-QCRGB-1 **6** INCH
QUICK CONNECT

- 6" quick connector for 5MRGB-1 LED lights - 4 PACK
- 10 PACK - in anti-static bag **HE-QCRGB-1**



H-ECRGB-1 **6** INCH
EXTENSION CONNECT

- 6" quick connector for 5MRGB-1 LED lights - 2 PACK
- 10 PACK - in anti-static bag **HE-ECRGB-1**



H-QCRP **1** COLOR
QUICK CONNECT

- Quick connector w/12" lead for single color 3528 LED - 4 PACK
- 10 PACK - in anti-static bag **HE-QC**



H-ECRP **1** COLOR
QUICK CONNECT

- 12" extension connector for single color 3528 LED - 2 PACK
- 10 PACK - in anti-static bag **HE-EC**

HE-ECR4PIN-1 **RGB**
SOLDERLESS CONNECTOR



- Solderless connection for H-5MRGB-1 to 4-pin header allows use of H-RGBAMP-1 with cut sections of H-5MRGB-1



HE-RGBWIRE50-1 **50** FEET
RGB 4 CONDUCTOR

- 4 conductor RGB wire for use with H-5MRGB-1 LED strip 50 feet (15.24 meters)



HE-RGBWIRE100-1 **100** FEET
RGB 4 CONDUCTOR

- 4 Conductor RGB wire for use with H-5MRGB-1 LED Strip 100 feet (30.48 meters)

ALUMINUM SURFACE MOUNT TRACK

3 FOOT

HE-ATCL CLEAR, SURFACE MOUNT

HE-ATFL FROSTED, SURFACE MOUNT


HE-AFMTCL CLEAR, FLUSH MOUNT


HE-AFMTFL FROSTED, FLUSH MOUNT

HE-ATCLIPS **10** PACK

- To be used with the HE-ATFL or HE-ATCL tracks

- Aluminum surface mount track available in both clear and frosted cover for use with the 3528 and 5050 LED strip lights
- Provides a decorative look and secure place to attach your LED strip lights
- Flush mount requires a 5/8" wide 1/4" deep opening
- Hardware included





VEHICLE LIGHTING



VEHICLE LIGHTS

VEHICLE LIGHTING



REPLACEMENT

HEADLIGHTS & TAIL LIGHTS

VEHICLE HEADLIGHT REPLACEMENT

5x7 INCH **17** LED

HE-5X7B1 BLACK FRONT FACE

Wattage: (17) 5-watt LEDs for a total of 85 watts
2400lm low beam, Draws 4.3A @ 13.8v
3500lm high beam, Draws 6.2A @ 13.8v



5x7 INCH **17** LED

HE-5X7S1 SILVER FRONT FACE

Wattage: (17) 5-watt LEDs for a total of 85 watts
2400lm low beam, draws 4.3A @ 13.8v
3500lm high beam, draws 6.2A @ 13.8v



4x6 INCH **18** LED

HE-4X6B1 BLACK FRONT FACE

Wattage: (18) 3-watt LEDs for a total of 60 watts
2400lm low beam, draws 2.9A @ 13.8v
3500lm high beam, draws 4.3A @ 13.8v



4x6 INCH **18** LED

HE-4X6S1 SILVER FRONT FACE

Wattage: (18) 3-watt LEDs for a total of 60 watts
2400lm low beam, draws 2.9A @ 13.8v
3500lm high beam, draws 4.3A @ 13.8v



COMMON FEATURES

HOUSING: DIE-CAST ALUMINUM

LED COLOR: 6500K

LENS: POLYCARBONATE

IP RATING: IP67

JEEP HEADLIGHT REPLACEMENT

7 INCH **9** LED **ROUND**

JP-701B BLACK FRONT FACE

JP-701S SILVER FRONT FACE

Wattage: (9) 5-watt LEDs for a total of 45 watts
2400lm low beam
3600lm high beam



7 INCH **9** LED **ROUND WITH FULL HALO**

JP-702B BLACK FRONT FACE

JP-702S SILVER FRONT FACE

Wattage: (9) 5-watt LEDs for a total of 45 watts
2400lm low beam
3600lm high beam



- White angel eye halo connects to running lights and flashes amber with turn signal connection

7 INCH **6** LED **RGB BLACK FRONT FACE WITH FULL HALO**

HE-PBHL702RGB

Wattage: (4) 10-watt CREE LEDs per Housing
2000lm low beam, draws 1.9A @ 13.8v
3000lm high beam, draws 2.7A @ 13.8v



- RGB angel eye halo

HE-4CHRGBC CONTROL BOX



Control box is required for operation. HE-4CHRGBC (sold separately)



7 INCH **6** LED **ROUND WITH PARTIAL HALO**

JP-703B BLACK FRONT FACE

JP-703S SILVER FRONT FACE

Wattage: (6) 10-watt LEDs for a total of 60 watts
2000lm low beam
3000lm high beam



- White angel eye halo connects to running lights and flashes amber with turn signal connection

JEEP HEADLIGHT REPLACEMENT

7 INCH

21 LED

**BLACK FRONT FACE
WITH PARTIAL HALO**

JP-704B BLACK FRONT FACE

Wattage: (21) 5-watt LEDs for a total of 105 watts
3000lm low beam
5500lm high beam

- White partial angel eye halo connects to running lights and flashes amber with turn signal connection



7 INCH

6 LED

RGB BLACK FRONT FACE

JP-704RGB NEW!

Wattage: 75 watts
2200lm low beam
4000lm high beam

- Polycarbonate lens cover is virtually unbreakable
- Requires HE-CBRGB control box sold separately



RGB LEDs



7 INCH

2 LED

ROUND

JP-705B REFLECTIVE HOUSING

Wattage: (2) 10-watt LEDs for a total of 20 watts
1000lm low beam
1600lm high beam

- White lightbar connects to running lights, flashes amber with turn signal connection



JP-706RGBKT

7 INCH

9 LED

NEW!

**7" HEADLIGHTS AND 4" FOG LIGHTS,
RGB CONTROLLER AND 7" RETAINING RING**

Wattage: Headlights (9) 5-watt LEDs for a total of 45 watts
Fog lights (6) 5-watt LEDs for a total of 30 watts
Headlights: 2400lm low beam, 3600lm high beam
Fog lights: 1400lm

- Addressable LEDs
- 120 color changing patterns
- DIY pattern functions
- Music sync functions
- App controlled (Car Lights app)
- Compatible with Android® and iOS®
- 4 channel controller included



RGB LEDs



FOG LIGHTS

4 INCH **6** LED ROUND

JP-701FLB BLACK FRONT FACE

JP-701FLS SILVER FRONT FACE

Wattage: (6) 5-watt CREE LEDs for a total of 30 watts
Raw Lumens: 1440lm Per Light
Current Consumption @ 13.8V: 1.3A



JP-702FLB **4** INCH **6** LED

ROUND

Wattage: (6) 5-watt CREE LEDs for a total of 30 watts
1440lm (set)



4 INCH **3** LED **RGB ANGEL EYE HALO**
CONNECTS TO RUNNING LIGHTS

HE-JWBFL02RGB BLACK FRONT FACE

Wattage: (3) 10-watt CREE LEDs
Raw Lumens: 1200lm Per Light
Current Consumption @ 13.8V: 1.4A (halo off) 1.6A (halo on)

HE-4CHRGBC CONTROL BOX



Control box is required for operation. HE-4CHRGBC (sold separately)



COMMON FEATURES

LENS: POLYCARBONATE

LED COLOR: 6500K

CONNECTOR: H4

IP RATING: IP67

CONNECTOR: 9145 CONNECTOR FOR USE
ON 2007-2009 JEEP WRANGLERS

HARNESS: 2010 TO CURRENT JEEP WRANGLERS
NEED ADAPTER HARNESS HE-JWFLAH

FOG LIGHTS: REPLACEMENT LED FOG LIGHTS
FOR 2007 TO CURRENT JEEP WRANGLERS

FOG LIGHTS

2010 UP

2 PACK

9145 CONNECTOR TO PSX24W CONNECTOR

JP-JWFLAH ADAPTER HARNESS

- Adapter harness for fog lights
- Adapts 9145 connector to PSX24W connector
- Use with fog lights JP-701FLS, JP-701FLB, JP-702FLB, or JP-706RGBFL
- Makes connections plug-n-play
- Comes (2) in a package

- **Jeep Wrangler JL fog light harness**



JP-H4H13DE

H4 CONNECTOR TO H13 CONNECTOR

- Includes CANBUS decoder to eliminate bulb out light and flickering of headlight
- Use with any of the 7" headlights in 2007 and newer Jeep Wranglers
- Comes as a set: (2) adapters (2) CANBUS decoders
- JP-H4H13DE included with all Heise Jeep 7" headlight kits



TURN/RUNNING/BRAKE LIGHTS



H-TTLB48 **48** INCH **48** LED

H-TTLB60 **60** INCH **60** LED

TAILGATE LIGHTBAR

- Pickup truck stop/turn/running light/reverse tailgate LED lightbar
- Pre-wired 4-pin trailer harness included for simple plug-n-play installation
- Reverse wire can be hardwired in if so desired
- Sealed lightbar prevents moisture and dust from entering
- Mounts with 3M tape so no drilling required
- IP65 rated



JEEP TURN/RUNNING/BRAKE LIGHTS

JP-JKMR 29 WATTS 11 LED

LED SIDE MIRROR COVERS

- (9) 3-watt white and (2) 1-watt amber
- Integrated running lights and turn signals



JP-SML1 4 WATTS 8 LED **NEW!**

LED SIDE MARKERS WITH HALO

- (8) 2835 LEDs for a total of 4 watts



JP-TSL1 4 WATTS 8 LED **NEW!**

LED TURN SIGNAL WITH HALO

- (8) 2835 LEDs for a total of 4 watts
- Has resistors built-in to eliminate bulb out warning or rapid flash



JP-TTL 6 WATTS 6 LED

LED THIRD TAILLIGHT

- (6) 1-watt CREE LEDs
- Replaces the OEM third taillight
- Smoked lens



JP-TTL2 6 WATTS 6 LED

LED THIRD TAILLIGHT WITH REVERSE

- (6) 1-watt CREE LEDs
- Replaces the OEM third taillight
- Transparent lens



COMMON FEATURES

USAGE: PLUGS INTO OEM HARNESS **IP RATING:** IP67

JEEP TURN/RUNNING/BRAKE LIGHTS

JP-STL **85** WATTS **85** LED

LED SPARE TIRE LIGHT

- (85) 1-watt LEDs
- Brake light
- Fits Jeep Wrangler JL 2018-UP*
- Fits Jeep Wrangler JK 2007-2018



19 WATTS **32** LED **LED GRID TAILLIGHT**

JP-TL01T **TRANSPARENT LENS**

JP-TL01S **SMOKED LENS**

- Turn signal (14) 1-watt LEDs, brake light (6) .5-watt LEDs and running light (12) .2-watt LEDs
- Gives your Jeep Wrangler a new, updated look
- Fits Jeep Wrangler JK 2007-2018



JP-TL02T **38** WATTS **29** LED

LED BAR TAILLIGHT

- Turn signal (10) 1-watt LEDs, brake light (2) 3-watt LEDs and running light (17) 1-watt LEDs (each)
- Gives your Jeep Wrangler a rugged Look
- Fits Jeep Wrangler JK 2007-2018



JP-TL03T **42** WATTS **21** LED **NEW!**

LED LUX TAILLIGHT

- Turn signal, brake light, and running light
- (21) 1-watt LEDs (each)
- 30 watts high-output reverse light
- Gives your Jeep Wrangler a rugged Look
- Fits Jeep Wrangler JK 2007-2018



JP-TL04T **42** WATTS **NEW!**

TJ TAILLIGHT

- Turn signal, reverse light, brake light, and running light
- Built-in license plate light
- Fits Jeep Wrangler TJ 1998-2006



COMMON FEATURES

USAGE: PLUGS INTO OEM HARNESS **LED COLOR:** 2000K **IP RATING:** IP67

LED HEADLIGHT KITS



LED	25 WATTS PER BULB	SINGLE BEAM	DUAL BEAM	KITS	
<ul style="list-style-type: none"> • 2nd generation LED chipset • 6500K color temperature with 3000K & 8000K films • 6000 lumens • 25 watts per bulb (single beam kits) and 25 watt (dual beam kits) per bulb • IP67 rated • Operating temperature: -40°F to 176°F 		HE-H1LED	HE-H16LED	HE-H4LED	HE-PSX24LED
		HE-H3LED	HE-5202LED	HE-H13LED	HE-PSX26LED
		HE-H7LED	HE-880LED	HE-9004LED	HE-P13LED
		HE-H8LED	HE-881LED	HE-9007LED	
	NEW!	HE-H9LED	HE-9005LED		
		HE-H10LED	HE-9006LED		
	HE-H11LED	HE-9012LED			

CANBUS DECODERS


- Use with vehicles that have CANBUS systems that monitor the headlights
- Stops the headlights from flashing and have simple plug-n-play connections



PACKAGED PAIR		NEW!				
HE-H4D	HE-9007D	HE-H9D	HE-H16D	HE-9006D	HE-PSX24D	HE-H3D
HE-H13D	HE-H7D	HE-H10D	HE-P13D	HE-9012D	HE-5202D	HE-880D
HE-9004D	HE-H8D	HE-H11D	HE-9005D	HE-PSX26D	HE-H1D	HE-881D

LOAD RESISTOR

HE-LR	50 WATTS	1 PAIR
6 OHM LOAD RESISTOR		



MOTORCYCLE®
**Saddle
Tramp**
ACCESSORIES




SADDLE TRAMP



SADDLE TRAMP

SADDLE TRAMP



UNIVERSAL FIT

SADDLE TRAMP

MOTORCYCLE HEADLIGHTS

**2002-2017 FITS HARLEY-DAVIDSON®
V-ROD VRSCAW | MUSCLE | VRSCDX**

7 INCH **8** LED **OBLONG OVAL**

BC-HDHLR1 **BLACK FRONT FACE**

BC-HDHLR2 **CHROME FRONT FACE**

Wattage: CREE LEDs low beam (40W) x 2 / high beam (60W) x 2
2800lm low beam, 3450lm high beam



7 INCH **9** LED **ROUND**

BC-701B **BLACK FRONT FACE**

BC-701S **SILVER FRONT FACE**

Wattage: (9) 5-watt LEDs for a total of 45 watts
2400lm low beam, 3600lm high beam



7 INCH **9** LED **ROUND WITH
FULL HALO**

BC-702B **BLACK FRONT FACE**

Wattage: (9) 5-watt LEDs for a total of 45 watts
2400lm low beam, 3600lm high beam
• RGB angel eye halo



7 INCH **6** LED **ROUND WITH
PARTIAL HALO**

BC-703S **SILVER FRONT FACE**

Wattage: (6) 10-watt LEDs for a total of 60 watts
2000lm low beam, draws 1.9A @ 13.8v
3000lm high beam, draws 2.7A @ 13.8v



COMMON FEATURES

LED COLOR: 6500K **CONNECTOR:** H4 **HOUSING:** DIE-CAST ALUMINUM **LENS:** POLYCARBONATE

MOTORCYCLE HEADLIGHTS

7 INCH **4** LED **ROUND WITH RGB HALO**
HE-BHL702RGB **BLACK FRONT FACE**

Wattage: (4) 10-watt CREE LEDs
 RGB angel eye halo
 2000lm low beam, draws 1.9A @ 13.8v
 3000lm high beam, draws 2.7A @ 13.8



7 INCH **9** LED **ROUND WITH RGB HALO**
BC-706RGBKT **BLACK FRONT FACE**

7" HEADLIGHT WITH 2 4.5" AUXILIARY LIGHTS, RGB CONTROLLER AND 7" RETAINING RING

Wattage: Headlights (9) 5-watt LEDs for a total of 45 watts
 Auxiliary lights (6) 5-watt LEDs for a total of 30 watts
 Headlights: 2400lm low beam, 3600lm high beam
 Auxiliary lights: 1400lm

- Addressable LEDs
- 120 color changing patterns
- DIY pattern functions
- Music sync functions
- App controlled (Car Lights app)
- Compatible with Android® and iOS®



5.6 INCH **8** LED **ROUND WITH PARTIAL HALO**
BC-561B **BLACK FRONT FACE**

BC-561S **SILVER FRONT FACE**

Wattage: (8) 5-watt LEDs for a total of 45 watts
 1350lm low beam, draws 1.6A @ 13.8v
 1770lm high beam, draws 2.1A @ 13.8v

- White partial angel eye halo connects to running lights and flashes amber with turn signal connection



MOTORCYCLE HEADLIGHTS

5.6 INCH

9 LED

**ROUND WITH
PARTIAL HALO**

BC-562B BLACK FRONT FACE

BC-562S SILVER FRONT FACE

Wattage: (8) 5-watt LEDs and (1) 10-watt LED for a total of 55 watts
2800lm low beam, 3450lm high beam

- White partial angel eye halo connects to running lights and flashes amber with turn signal connection



2004-2013

FITS HARLEY-DAVIDSON® ROAD GLIDES

5.6 INCH

9 LED

DUAL ROUND

BC-RGHKB BLACK FRONT FACE

Wattage: (9) 5-watt LEDs for a total of 45 watts
2000lm low beam, draws 1.2A @ 13.8v
3500lm high beam, draws 1.9A @ 13.8v



COMMON FEATURES

LED COLOR: 6500K **CONNECTOR:** H4 **HOUSING:** DIE-CAST ALUMINUM **LENS:** POLYCARBONATE

MOTORCYCLE AUXILIARY LIGHTS

4.5 INCH

6 LED

AUXILIARY PAIR

BC-451B BLACK FRONT FACE

BC-451S SILVER FRONT FACE

Wattage: (6) 5-watt LEDs for a total of 30 watts
1440lm (set)



4.5 INCH

6 LED

AUXILIARY PAIR

BC-452B BLACK FRONT FACE

BC-452S SILVER FRONT FACE

Wattage: (6) 5-watt LEDs for a total of 30 watts
1440lm (set)



COMMON FEATURES

LED COLOR: 6500K **CONNECTOR:** 9145 **HOUSING:** DIE-CAST ALUMINUM **LENS:** POLYCARBONATE

MOTORCYCLE HEADLIGHT HOUSING

MULTI-FIT HEADLIGHT HOUSING BUCKET
FITS MOST HARLEY-DAVIDSON®

BC-HDBUC1 **5.6** INCH HEADLIGHT
CHROME



1984-2006
MULTI-FIT HEADLIGHT HOUSING BUCKET
FITS MOST HARLEY-DAVIDSON®

BC-HDBUC2 **5.6** INCH HEADLIGHT
GLOSS BLACK



1992-2017
FOG/PASSING LIGHT HOUSING BUCKET
FITS MOST HARLEY-DAVIDSON® | INDIAN | YAMAHA

BC-HDBUC5 **4.5** INCH FOG LIGHT
GLOSS BLACK



1992-2017
FOG/PASSING LIGHT HOUSING BUCKET
FITS MOST HARLEY-DAVIDSON® | INDIAN | YAMAHA

BC-HDBUC6 **4.5** INCH FOG LIGHT
CHROME



COMMON FEATURES

TRIM RING: INCLUDED **CONNECTOR:** H4 **MOUNT:** STAINLESS STEEL

MOTORCYCLE TRIM RINGS & TAILLIGHTS

RETAINING RING

FITS MOST 2013-OLDER HARLEY-DAVIDSON®

7 INCH

ROUND
ADAPTER

BC-HB7 CHROME FRONT FACE

- Use when replacing 7" headlights on 2013 and older Harley-Davidson® motorcycles
- Zinc plated for corrosion resistance



LIGHT TRIM RING

FITS MOST 1983-2017 HARLEY-DAVIDSON®

7 INCH

VISOR STYLE

BC-HDTRIM3 BLACK

BC-HDTRIM4 CHROME

- Classic 50's style profile
- Easy installation



LIGHT TRIM RING

FITS MOST 1994-2016 HARLEY-DAVIDSON®

5.75 INCH

VISOR STYLE

BC-HDTRIM1 BLACK

BC-HDTRIM2 CHROME

- Classic 50's style profile
- Easy installation



MOTORCYCLE TAILLIGHTS

LED REPLACEMENT TAILLIGHT WITH TURN SIGNALS

1999-2016

FITS HARLEY-DAVIDSON®

BC-HDTL3 RED LENS

BC-HDTL4 CLEAR LENS

- Bright, fast acting LEDs
- Brake light, running light and turn signal
- Red brake, red running light and yellow turn signal
- Replaces stock rear tail lamp



MOTORCYCLE TAILLIGHTS

LED REPLACEMENT TAILLIGHTS

1999-2009

FITS HARLEY-DAVIDSON®

BC-HDTL5 RED LENS

BC-HDTL6 SMOKE LENS

- Layback angular style low profile
- Bright, fast acting LEDs
- Brake light, running light and turn signal
- Red brake, red running light and yellow turn signal
- No cutting or splicing required
- Does not fit models with bobtail fenders



LED REPLACEMENT TAILLIGHTS

1999-2009

FITS HARLEY-DAVIDSON®

BC-HDTL7 RED LENS

BC-HDTL8 SMOKE LENS

- OE style profile
- Bright, fast acting LEDs
- Red brake, red running light and white plate light
- 20 LEDs (running & brake) + 6 LEDs (license plate)
- No cutting or splicing required
- Does not fit models with bobtail fenders



LED REPLACEMENT TAILLIGHTS

BC-HDTL9

1999-UP

FITS HARLEY-DAVIDSON®

SMOKE LENS

- Eagle claw style
- Color: black with red lens, clear protective cover
- Light source: 20 LEDs (running & brake) + 6 LEDs (license plate)
- Light color: red (running), bright red (brake) and white (license plate)
- LED color temp: 6000K - 6500K



CHOPPED FENDER EDGE BRAKE LIGHTS

2004-2013

FITS HARLEY-DAVIDSON®

BC-HDTL1 RED LENS

BC-HDTL2 CLEAR LENS

- Bright, fast acting LED lamp
- 1.44W (8 LEDs @ 0.18W per LED)
- Easy installation with double-sided tape
- Low-profile, contoured to curve of chopped fender



MOTORCYCLE TURN SIGNALS

2014-UP*

**CHROME LED WINDSHIELD TRIM
FITS HARLEY-DAVIDSON®**

BC-WSTSB14 2 PACK 16 LED



- Generation II brighter flat style LED
- 16 amber turn LEDs, 16 amber running LEDs
- 2 brightness levels: dim for running and brighter for turning

**2" TURN SIGNAL WITH RUNNING LIGHT
BULLET STYLE FRONT 1157 LED INSERT
FITS HARLEY-DAVIDSON®**

BC-1157AW 2 PACK 48 LED



- Generation II brighter flat style LED
- 48 white LEDs, 48 yellow LEDs
- 3.25" light housing requires adapter BC-1157RING

** 2013 and earlier may require load equalizer*

**2" TURN SIGNAL WITH RED RUNNING LIGHT
BULLET STYLE FRONT 1157 LED INSERT
FITS HARLEY-DAVIDSON®**

BC-1157RD 2 PACK 48 LED



- Generation II brighter flat style LED
- 48 brake LEDs, 48 running LEDs
- 3.25" light housing requires adapter BC-1157RING

** 2013 and earlier may require load equalizer*

**2" RED BRAKE WITH RED RUNNING LIGHT
REAR 1156 LED INSERT
FITS HARLEY-DAVIDSON®**

BC-1156RD 2 PACK 48 LED



- Generation II brighter flat style LED
- 48 turn LEDs, 48 brake LEDs
- 3.25" light housing requires adapter BC-1157RING

** 2013 and earlier may require load equalizer*

ADDITIONAL ACCESSORIES



BC-1157RING

**LED RING
TURN SIGNAL ADAPTER BRACKET**

- Adapts BC-1157AW, BC-1157RD, BC-1156RD to fit in 3.25" light housing
- Comes with 3M automotive-grade adhesive tape pre-installed
- Made from metal alloy, with strong heat resistant adapters
- Sold as a pair

MOTORCYCLE TURN SIGNALS

LED TURN SIGNAL - SMOKE LENS

3.25 INCH

2 PACK

FITS HARLEY-DAVIDSON®

BC-PC1157A AMBER LED TURN SIGNAL/RUNNING

BC-PC1156R RED LED BRAKE LIGHT

BC-PC1157AW AMBER LED TURN SIGNAL/WHITE RUNNING

- 1156 and 1157 base styles
- Smoke colored domed lens
- Fits Harley-Davidson® with 3.25" round lights
- (24) 6-watt LEDs @720lm
- Direct replacement, no adapter needed
- 2013 and earlier may require load equalizer



HIGHWAY BAR SWITCHBACK LIGHTS - AMBER/WHITE

1.25 INCH

2 PACK

FITS HARLEY-DAVIDSON®

BC-MHBSBB BLACK

BC-MHBSBC CHROME

- Driving and signal lights
- White driving, amber turning
- Fits 1.25" round bars
- Rubber inserts included
- (12) 6-watt LEDs (6 white, 6 amber)
- 2013 and earlier may require load equalizer



MOTORCYCLE LIGHT ACCESSORIES

1997-2013*

TURN SIGNAL LOAD EQUALIZER

BC-HARLE1

FITS MOST HARLEY-DAVIDSON®
TOURING GLIDES, SOFTTAILS & SPORTSTERS

2010-2013*


TURN SIGNAL LOAD EQUALIZER

BC-HARLE2

FITS HARLEY-DAVIDSON® FLHX/FLTRX

- Compatible with HD factory alarm
- Stops hyper flashing when adding LED turning lights
- Plug-n-play, no cutting and splicing required

Warning! Gets extremely HOT. Do not mount on plastic and make sure it's not touching any wires



MOTORCYCLE LIGHT ACCESSORIES

1997-2013*

BRAKE FLASHER MODULE - INCANDESCENT BULBS

BC-HDBLF

FITS MOST HARLEY-DAVIDSON®
TOURING GLIDES, SOFTAILS & SPORTSTERS



1997-2013*

BRAKE FLASHER MODULE - LED CONVERSION LIGHT

BC-HDLEDBLF

FITS HARLEY-DAVIDSON® FLHX/FLTRX



- Plug-n-play installation
- Significantly increases braking visibility
- Flashes/strobes multiple times then remain lit until brake is released

2014-UP

H4 CONNECTOR TO 4PIN ADAPTER HARNESS

HE-H44PIN

FITS HARLEY-DAVIDSON®

- Adapts H4 to 4-pin Harley-Davidson® connector
- Use when replacing the headlight
- Some splicing may be required



BRAKE LIGHT FLASHER

IBBLF

UNIVERSAL

- For use with non-LED third brake lights
- Flashes third brake light for greater visibility



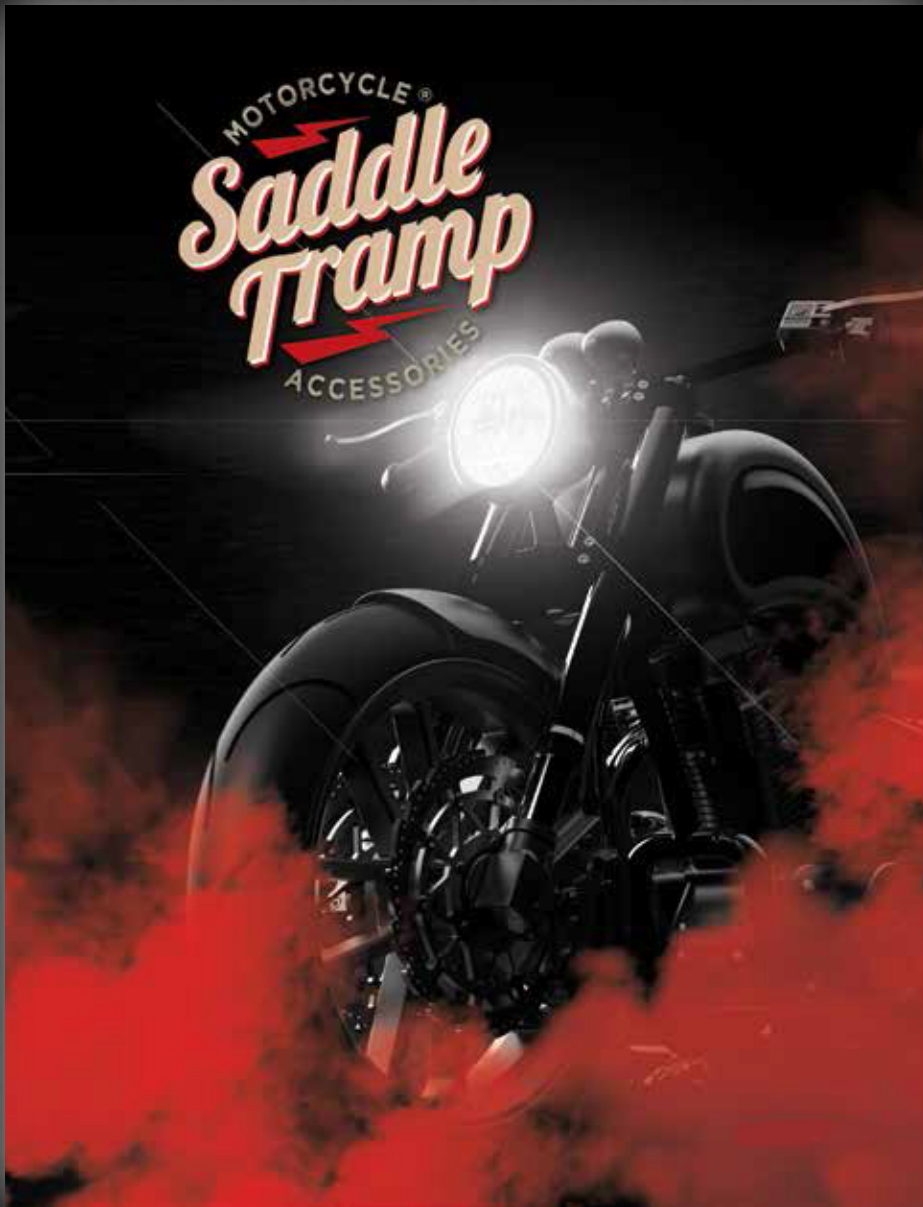
STROBE FLASH CONTROLLER

IBLEDBLF

UNIVERSAL

- For use with non-LED third brake lights
- Flashes third brake light for greater visibility





CHECK OUT OUR
NEW CATALOG

AND VIEW OUR FULL LINE OF PRODUCTS



POWERSPORTS



POWERSPORTS



POWERSPORTS



POWERSPORTS HEADLIGHTS

2014-2018

POLARIS® RZR EXTREME LED HEADLIGHT

MPS-RZ1LEDH

1 PAIR

LED DRL HALO

Power: 30W/15W 6PCS CREE XTE LED CHIP
Voltage: DC10-30V
Housing Color: Black/Chrome
LED Power: 60W Halo Ring
Lumen: 3500lm High Beam, 1800lm Low Beam



- LED white angel eye
- 2-piece Polaris® RZR LED headlights (left and right)
- Angel eyes controlled by trigger wire

2014-2018

POLARIS® RZR EXTREME LED HEADLIGHT

MPS-RZ1RGB

1 PAIR

RGB HALO BT CONTROLLED



RGB LEDS

Power: 30W/15W 6PCS CREE XTE LED CHIP
Voltage: DC10-30V
Housing Color: Black/Black
LED Power: 60W Halo Ring
Lumen: 3500lm High Beam, 1800lm Low Beam



- White/Red/Green/Pink/RGB
- 121 different flashing modes: jumping, fading, flashing, dimming, watering and running, etc.
- RGB angel eye has more than 120 different color change modes
- App controlled (Car Light app)
- 2-piece Polaris® RZR LED headlights (left and right)
- Compatible with Android® and iOS®

COMMON FEATURES

LED COLOR: 6000K **SOCKET TYPE:** H4 **HOUSING:** DIE-CAST ALUMINUM **WARRANTY:** 1 YEAR

2014-2018 · POLARIS RZR XP900/1000

POLARIS® HEADLIGHT UPGRADE BRACKET

MPS-RZHB1

1 PAIR

MOUNTING KIT FOR 4 HEISE CUBE LIGHTS



2012-2014 · POLARIS RZR XP900/800

POLARIS® HEADLIGHT UPGRADE BRACKET

MPS-RZHB2

1 PAIR

MOUNTING KIT FOR 4 HEISE CUBE LIGHTS



- Headlight mount kit for 4 HEISE cube lights (lights not included)
- Steel construction
- Uses OEM mounting and hardware
- Durable sand grit powder coating
- Custom wire harness adapters available

POWERSPORTS HEADLIGHTS

POLARIS® HEADLIGHT ADAPTER HARNESS ATV/UTV WITH STOCK HALOGEN LIGHTS

MPS-RZRH1

COMPATIBLE WITH STOCK HALOGEN HEADLIGHTS



POLARIS® HEADLIGHT ADAPTER HARNESS ATV/UTV WITH STOCK LED LIGHTS

MPS-RZRHLH1

COMPATIBLE WITH STOCK LED HEADLIGHTS



- Separate high and low beam connection
- Simple plug-n-play
- One pair (left & right) (4) 4-pin Delphi, (2) Deutsch connectors

POWERSPORTS RACE BAR

HE-RACBAR

29 INCH

40 LED

NEW!



Wattage: 24W • **Current Consumption @ 13.8V:** 1.75A • **IP Rating:** IP65

Color Configuration: Red/Blue/Amber/Amber/Blue/Red

Functions: Red - Brake/Running Lights, Blue - Slow Moving Caution Lights, Amber - Hazard lights

Flash Patterns: Blue - 1 Pattern, Amber - 22 Selectable Patterns

Beam Pattern: Flood • **Housing Material:** Die-Cast Aluminum • **Housing Color:** Black

Lens Material: Polycarbonate • **Electronics:** Integrated-Epoxy Encapsulated

Hardware: Aluminum • **Operating Temperature:** -40°F to +140°F • **Protection:** Reverse Polarity



POWERSPORTS SIDE MIRROR SYSTEM

MPS-RBSVMS

1 PAIR

9 LED

NEW!

- Aluminum alloy housing designed to withstand the most extreme punishment
- Anti-glare mirror surface
- Wide angle viewing (convex)
- Smoke colored LED lens
- Universal adjustable brackets fits 1.5" to 2.5" roll bars
- 9 LEDs each in mirror producing 4500 lumens of white light
- 1 x pair of side mirrors (left & right)
- 1 x wiring harness with relay, fuse, and carling switch
- All necessary hardware



POWERSPORTS WHIPS

SINGLE COLOR FIBER OPTIC WHIPS

FIBER OPTIC		5 COLORS	
COLOR	4 FOOT	6 FOOT	
BLUE	MPS-FOBWHIP4	MPS-FOBWHIP6	
GREEN	MPS-FOGWHIP4	MPS-FOGWHIP6	
ORANGE	MPS-FOOWHIP4	MPS-FOOWHIP6	
RED	MPS-FORWHIP4	MPS-FORWHIP6	
WHITE	MPS-FOWWHIP4	MPS-FOWWHIP6	

SINGLE COLOR LED WHIPS

LED		6 COLORS	
COLOR	4 FOOT	6 FOOT	
BLUE	MPS-BWHIP4	MPS-BWHIP6	
GREEN	MPS-GWHIP4	MPS-GWHIP6	
ORANGE	MPS-OWHIP4	MPS-OWHIP6	
PINK	MPS-PWHIP4	MPS-PWHIP6	
RED	MPS-RWHIP4	MPS-RWHIP6	
WHITE	MPS-WWHIP4	MPS-WWHIP6	

- Polycarbonate cover is virtually unbreakable
- Flag included
- Detachable base

RGB LED WHIPS

RGB LED		
4 FOOT		RGB LEDS
MPS-RGBWHIP4-1		
MPS-FORGBWHIP4		
MPS-CRGBWHIP4		
6 FOOT		
MPS-RGBWHIP6-1		
MPS-FORGBWHIP6		
MPS-CRGBWHIP6		



WHIP MOUNT

MPS-WHIPM

COMES WITH 1.5, 1.75, 1.875 & 2 INCH RUBBER INSERTS

- Whip antenna mount for roll cages
- Milled aluminum
- Powder coated gloss black
- Adjusts to fit most angles

Actual color tones may vary



POWERSPORTS ACCENT LIGHTS



DOME LIGHT FIXTURE

MPS-DL	6 WATT	50,000 HOURS LIFE EXPECTANCY
--------	--------	------------------------------

- IPX5 rated for RV, Marine, UTV or any vehicle
- 12 pieces of .5 watt high output/power SMD LEDs
- Touch control on/off and 10 step dimmer
- Color temperature: 6000-6500K warm white



RGB LEDS



RGB DOME LIGHT FIXTURE

MPS-RGBDL	6 WATT	50,000 HOURS LIFE EXPECTANCY
-----------	--------	------------------------------

- RGB LED with female micro-DIN wire - 10'
- IPX5 rated for RV - Marine - UTV or any vehicle
- 8 pieces of RGB SMD LEDs - 5 watts total
- Can be used as accent lighting
- Use with MPS-RGBC-4
- 10 foot long cable with micro-DIN connector

POWERSPORTS ACCENT LIGHTS

POD LED STRING KIT

MPS-RGBWWK 4 ROPES 12 PODS 1 CONTROLLER

- Includes four (4) sets of pod LED string lights, MPS-RGBWWS4
- Includes one (1) hideaway RGB controller, MPS-RGBC-4



RGB LED CONTROLLER

MPS-RGBC4 10 SPEEDS 20 MODES 1 CONTROLLER

- Waterproof RGB LED controller via smartphone app
- Use EZ LED app to control your infinite colors, 10 speeds, 20 dynamic modes - download from App Store or Google Play
- LEDs flash to your music via your smartphone Bluetooth® feature
- Operational voltage: 12-24V DC
- Maximum current: 18A
- App operating range: 60' (20m) unobstructed
- Outputs: (4) micro-DIN male connectors
- Fused power and ground wires for easy connection
- Use with MPS-RGBWWS4



POD LEDS

MPS-RGBWWS4 1 ROPE 3 PODS

- String of 4 LEDs per pod designed to be used in wheel wells or anywhere else that will be getting wet
- IP68
- Use with MPS-RGBC-4



"Y" ADAPTER
1 MALE TO 2 FEMALES

MPS-YRGB MINI DIN

- Allows you to double up the amount of MPS-RGBWWS4 string lights used with the MPS-RGBC-4
- 12"



EXTENSION
6 FOOT (72 INCHES)

MPS-ECRGB72 6 FOOT

- For use with MPS RGB controller and lighting products



EXTENSION
6 FOOT (72 INCHES)

MPS-ECRGB36 3 FOOT

- For use with MPS RGB controller and lighting products





MAGNETIC
VAR 1° 35' W (1984)
ANNUAL INCREASE 9'
Aband I. Holloway
FI R 2.5sec 16ft
"14"
"12" PA
Shl rep 1971
R "10"
"16"
sft

Metra[®] Marine



METRA MARINE

METRA MARINE



METRA MARINE



WATER-RESISTANT
MARINE LIGHTS

MARINE LED LIGHTBARS DUAL ROW

STRAIGHT

HE-MDR8 **08** INCH **12** LED ***IP68***
CERTIFIED

Wattage: 36W • **Raw Lumens:** 2800lm • **Lux @ 10M:** 215
Current Consumption @ 13.8V: 1.9A • **IP Rating:** IP68



HE-MDR14 **14** INCH **24** LED ***IP68***
CERTIFIED

Wattage: 72W • **Raw Lumens:** 5760lm • **Lux @ 10M:** 466
Current Consumption @ 13.8V: 3.7A • **IP Rating:** IP68



HE-MDR20 **20** INCH **36** LED

Wattage: 108W • **Raw Lumens:** 8640lm • **Lux @ 10M:** 612
Current Consumption @ 13.8V: 5.7A • **IP Rating:** IP68



COMMON FEATURES

INPUT VOLTAGE: 10-30V DC

COLOR TEMPERATURE: 6000K

BEAM PATTERN: COMBO: 90° FLOOD / 8° SPOT

HOUSING MATERIAL: DIE-CAST ALUMINUM

COLOR: WHITE COATING WITH UV

MEMBRANE: GORE

LENS MATERIAL: PC

MOUNTING BOLT DRILL: 0.25"

MOUNTING BRACKET: DIE-CAST ALUMINUM

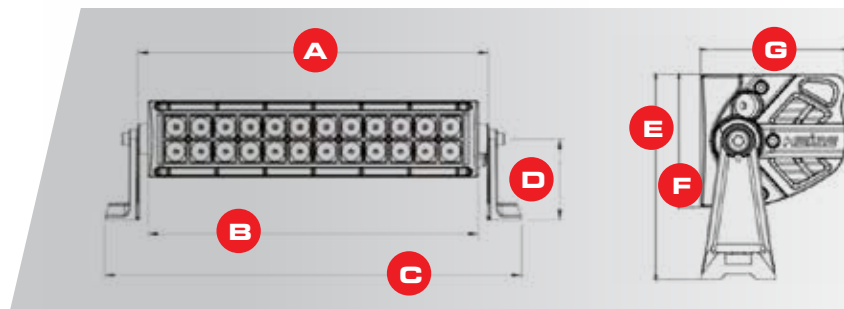
ELECTRONICS: INTEGRATED-EPOXY ENCAPSULATED

HARDWARE: STAINLESS 316

OPERATING TEMPERATURE: -40°F TO +140°F

PROTECTION: REVERSE POLARITY

SPECS & MEASUREMENTS



PART	A	B	C	D	E	F	G
HE-MDR8	8.07"	7.22"	10.67"	3.23"	4.8"	3.09"	3.41"
HE-MDR14	14.09"	13.27"	16.69"	3.23"	4.8"	3.09"	3.41"
HE-MDR20	20.12"	19.29"	22.72"	3.23"	4.8"	3.09"	3.41"

MARINE LED LIGHTBARS SINGLE ROW

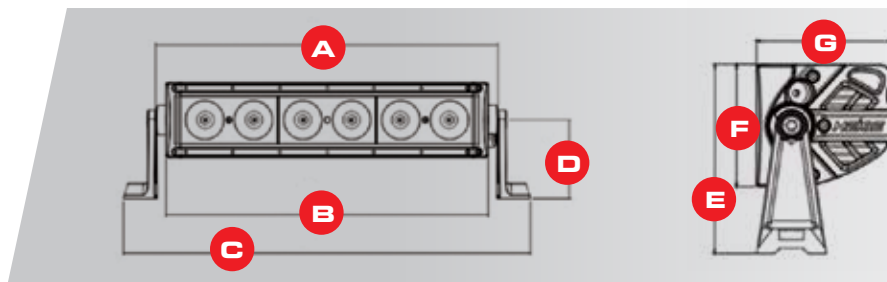
STRAIGHT

HE-MSR14 **14** INCH **6** LED **★IP68★
CERTIFIED**

Wattage: 60W • **Raw Lumens:** 4800lm • **Lux @ 10M:** 450
Current Consumption @ 13.8V: 3.7A • **IP Rating:** IP68
Beam Pattern: Combo/Flood (120°)/Spot (10°)



SPECS & MEASUREMENTS



PART	A	B	C	D	E	F	G
HE-MSR14	14.09"	13.27"	16.69"	3.23"	4.8"	3.09"	3.41"

MARINE LED LIGHTBARS DUAL ROW

CURVED

HE-MDRC30 **30** INCH **60** LED

Wattage: 180W • **Raw Lumens:** 14400lm • **Lux @ 10M:** 625
Current Consumption @ 13.8V: 9.5A • **IP Rating:** IP67



HE-MDRC42 **42** INCH **80** LED

Wattage: 240W • **Raw Lumens:** 19200lm • **Lux @ 10M:** 780
Current Consumption @ 13.8V: 12A • **IP Rating:** IP67



MARINE LED LIGHTBARS DUAL ROW

CURVED

HE-MDRC50 **50** INCH **96** LED

Wattage: 288W • **Raw Lumens:** 23040lm • **Lux @ 10M:** 915
Current Consumption @ 13.8V: 14.3A • **IP Rating:** IP67

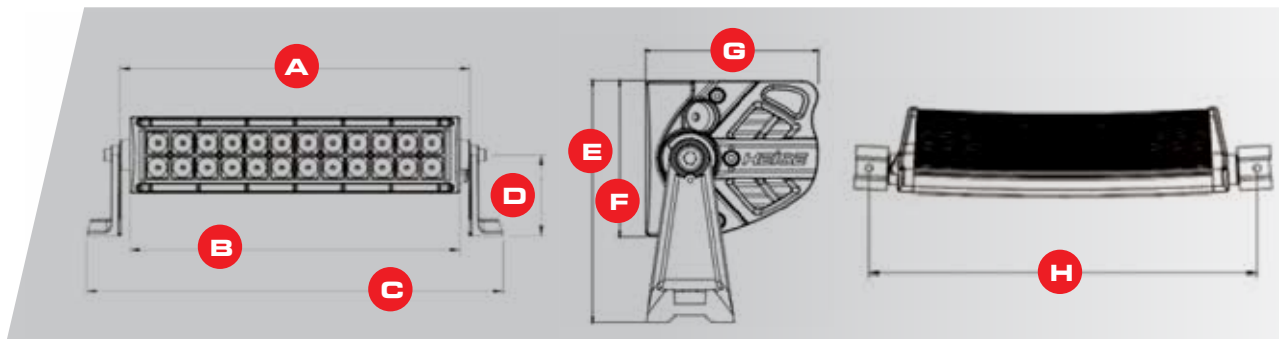


HE-MDRC54 **54** INCH **100** LED

Wattage: 300W • **Raw Lumens:** 24960lm • **Lux @ 10M:** 1050
Current Consumption @ 13.8V: 16A • **IP Rating:** IP67



SPECS & MEASUREMENTS



PART	A	B	C	D	E	F	G	H
HE-MDRC30	32.22"	31.44"	34.88"	3.23"	4.80"	3.09"	4.39"	33.56"
HE-MDRC42	42.09"	41.34"	41.34"	3.23"	4.80"	3.09"	5.14"	43.39"
HE-MDRC50	50.12"	49.41"	52.83"	3.23"	4.80"	3.09"	5.91"	51.38"
HE-MDRC54	54.01"	53.30"	56.72"	3.23"	4.80"	3.09"	6.30"	55.24"

COMMON FEATURES

INPUT VOLTAGE: 10-30V DC
COLOR TEMPERATURE: 6000K
BEAM PATTERN: COMBO: 90° FLOOD / 8° SPOT
HOUSING MATERIAL: DIE-CAST ALUMINUM
COLOR: WHITE COATING WITH UV
MEMBRANE: GORE
LENS MATERIAL: PC

MOUNTING BOLT DRILL: 0.25"
MOUNTING BRACKET: DIE-CAST ALUMINUM
ELECTRONICS: INTEGRATED-EPOXY ENCAPSULATED
HARDWARE: STAINLESS 316
OPERATING TEMPERATURE: -40°F TO +140°F
PROTECTION: REVERSE POLARITY

MARINE HIGH OUTPUT CUBE LED LIGHTS


HE-MCL1 **2** INCH **1** LED **★ IP68 ★ CERTIFIED**

Wattage: 10W • **Raw Lumens:** 600lm • **Lux @ 10M:** 12 • **IP Rating:** IP68
Beam Pattern: 40° Flood • **Current Consumption @ 13.8V:** 0.7A



HE-MHCL2 **3** INCH **4** LED **★ IP68 ★ CERTIFIED**

Wattage: 12W • **Raw Lumens:** 960lm • **Lux @ 10M:** 34 • **IP Rating:** IP68
Beam Pattern: 90° Flood • **Current Consumption @ 13.8V:** 0.7A



ACCESSORIES INCLUDED

ACCENT CAPS

Customize your marine light with included color accent caps!



HE-MHCL2 AND
HE-MHCL3 ONLY

PIGTAIL



Included with all marine high output cube LED lights

COMMON FEATURES

INPUT VOLTAGE: 10-30V DC

COLOR TEMPERATURE: 6000K

HOUSING MATERIAL: DIE-CAST ALUMINUM

COLOR: WHITE COATING WITH UV INHIBITORS

LENS MATERIAL: PC

MOUNTING BRACKET: STAINLESS STEEL

ELECTRONICS: INTEGRATED-EPOXY ENCAPSULATED

HARDWARE: STAINLESS 316

OPERATING TEMPERATURE: -40°F TO +140°F

PROTECTION: REVERSE POLARITY

MARINE CUBE LED LIGHTS

HE-MCL2

3 INCH

4 LED

IP68
CERTIFIED

Wattage: 12W • **Raw Lumens:** 960lm • **Lux @ 10M:** 17 • **IP Rating:** IP68
Beam Pattern: 90° Flood • **Current Consumption @ 13.8V:** 0.9A



2 LIGHT PACK

HE-MCL22PK

3 INCH

4 LED

IP68
CERTIFIED

Heise HE-DLWH1 dual light wiring harness included



HE-MCL3

3 INCH

6 LED

IP68
CERTIFIED

Wattage: 18W • **Raw Lumens:** 1440lm • **Lux @ 10M:** 18 • **IP Rating:** IP68
Beam Pattern: 90° Flood • **Current Consumption @ 13.8V:** 1.2A



2 LIGHT PACK

HE-MCL32PK

3 INCH

6 LED

IP68
CERTIFIED

Heise HE-DLWH1 dual light wiring harness included



ADDITIONAL ACCESSORIES



CUBE PROTECTIVE LENS COVERS

Polycarbonate protective lens
6 colors available. Sold separately.
See page 44

COMMON FEATURES

INPUT VOLTAGE: 10-30V DC

COLOR TEMPERATURE: 6000K

HOUSING MATERIAL: DIE-CAST ALUMINUM

COLOR: WHITE COATING WITH UV INHIBITORS

LENS MATERIAL: PC

MOUNTING BRACKET: STAINLESS STEEL

ELECTRONICS: INTEGRATED-EPOXY ENCAPSULATED

HARDWARE: STAINLESS 316

OPERATING TEMPERATURE: -40°F TO +140°F

PROTECTION: REVERSE POLARITY

METRA MARINE FLUSH MOUNT LED LIGHTS

HE-MFMCL2

3 INCH

4 LED

**★ IP68 ★
CERTIFIED**

Wattage: 12W • **Raw Lumens:** 960lm

Lux @ 10M: 17 • **IP Rating:** IP68

Beam Pattern: 90° Flood

Current Consumption @ 13.8V: 0.9A

Includes gasket and cut out template



HE-MFMCL3

3 INCH

6 LED

**★ IP68 ★
CERTIFIED**

Wattage: 18W • **Raw Lumens:** 1440lm

Lux @ 10M: 18 • **IP Rating:** IP68


Beam Pattern: 90° Flood

Current Consumption @ 13.8V: 1.2A

Includes gasket and cut out template



ACCESSORIES INCLUDED



GASKET & SCREWS

Included with all Flush Mount
Cube LED Lights

COMMON FEATURES

INPUT VOLTAGE: 10-30V DC

COLOR TEMPERATURE: 6000K

HOUSING MATERIAL: DIE-CAST ALUMINUM

COLOR: WHITE COATING WITH UV INHIBITORS

LENS MATERIAL: PC

MOUNTING BRACKET: FLUSH MOUNT

ELECTRONICS: INTEGRATED-EPOXY
ENCAPSULATED

HARDWARE: STAINLESS 316

OPERATING TEMPERATURE: -40°F TO +140°F

PROTECTION: REVERSE POLARITY

MARINE RGB ACCENT LIGHT KITS



HE-8MLRGBK **8** RGB PODS **3** LED ***IP68*** **CERTIFIED**

LEDs: 8 Pods - (3) 3W CREE LEDs per Pod
Wattage: 9W Total Per Pod • **Raw Lumens:** 720lm

The HE-8MLRGBK is a complete kit to light up your boat. (8) HE-MLIRGB RGB accent lights and the HE-CBRGB control box will give you accent lighting where you want it.



HE-4MLRGBK **4** RGB PODS **3** LED ***IP68*** **CERTIFIED**

LEDs: 4 Pods - (3) 3W CREE LEDs per Pod
Wattage: 9W Total Per Pod • **Raw Lumens:** 720lm

Designed as a starter kit, this allows you to get RGB lights in your boat without breaking the bank but also allows you to add up to four more HE-ML1RGB lights.



HEISE RGB APP

App for Android and iOS:

This app allows endless color choices and even allows you to store your custom made colors. Select from preset flash patterns, set the lights to flash to your music library or even schedule the lights to turn on and off at selected times.



INCLUDED

CONTROL BOX

Included with all marine accent light kits



ADDITIONAL ACCESSORIES

ACCENT LIGHTING COVER



HE-ML1DIV

The light cover is for use with the HE-4MLRGBK, HE-8MLRGBK, HE-ML1RGB



MOUNTING BASE

HE-ARB1

The angled base is for use with the HE-ML1, HE-ML1A, HE-ML1B, HE-ML1G, HE-ML1R

COMMON FEATURES

INPUT VOLTAGE: 10-30V DC

BEAM PATTERN: 120° FLOOD

HOUSING MATERIAL: WHITE DIE-CAST ALUMINUM

LENS MATERIAL: PC

MOUNTING: SURFACE

HARDWARE: STAINLESS 316

OPERATING TEMPERATURE: -40°F TO +140°F

IP RATING: IP68

MARINE RGB ACCENT LIGHTING PODS & ACCESSORIES



HE-ML1RGB **1.5x3** INCH **3** LED **★IP68★
CERTIFIED**

RGB ACCENT LIGHT

Input Voltage: 10-30V DC • **LEDs:** (3) 3W CREE LEDs
Wattage: 9W • **Raw Lumens:** 720lm • **Beam Pattern:** 120° Flood

CONSTRUCTION

Housing Material: White Die-Cast Aluminum Housing
Mounting: Surface
Lens Material: PC • **Hardware:** Stainless 316



OPERATION

Operating Temperature: -40°F to +140°F
Current Consumption @ 13.8 Volts: 0.2A • **IP Rating:** IP68

ADDITIONAL ACCESSORIES

ACCENT LIGHTING COVER



HE-ML1DIV

The light cover is for use with the HE-4MLRGBK, HE-8MLRGBK, HE-ML1RGB

MOUNTING BASE



HE-ARB1

The angled base is for use with the HE-ML1, HE-ML1A, HE-ML1B, HE-ML1G, HE-ML1R



RGB LEDs

HE-PTRGB

**FOR RGB
ACCENT PODS**

PIGTAIL ADAPTER

This cable is designed to wire the RGB accent pods into any 4-wire positive anode RGB controller like the Heise HE-RGBC-1, HE-RGBSAC-1, HE-WFRGBC-1, and HE-RFRGBC-1



RGB LEDs

HE-EXTRGB

10 FOOT

EXTENSION CABLE

These extension cables were designed to add an additional 10 feet of length to the accent pods which are already equipped with a 10 foot cable



RGB LEDs

HE-CBRGB

8 OUTPUT

CONTROL BOX

Water-resistant control box for HE-TL1RGB and HE-ML1RGB. Control box can be mounted in the engine compartment.

MARINE ACCENT LIGHTING PODS

HE-ML1 **1.5x3** INCH **3** LED **★IP68★**
CERTIFIED

AUXILIARY LIGHTING PODS

Input Voltage: 10-30V DC
White: (3) 5W CREE LEDs • **Wattage:** 15W
Color: (3) 3W CREE LEDs • **Wattage:** 9W
Raw Lumens: 1200lm/720lm • **Beam Pattern:** 120° Flood

CONSTRUCTION

Housing Material: White Die-Cast Aluminum Housing
Lens Material: PC • **Mounting:** Surface, Two Rubber Bases Included
Hardware: Stainless 316

OPERATION

Operating Temperature: -40°F to +140°F
Current Consumption @ 13.8 Volts: 0.2A • **IP Rating:** IP68



WHITE LED



RED



AMBER



BLUE



GREEN

HE-ML1R RED

HE-ML1B BLUE

HE-ML1A AMBER

HE-ML1G GREEN

ADDITIONAL ACCESSORIES

MOUNTING BASE



HE-ARB1

The angled base is for use with the HE-ML1, HE-ML1A, HE-ML1B, HE-ML1G, HE-ML1R





CHECK OUT OUR
NEW CATALOG


AND VIEW OUR FULL LINE OF PRODUCTS



HEISE
MUNICIPALITY



HEISE MUNICIPALITY



MUNICIPALITY WORK LED LIGHTS

HE-WL1 **3.75x3** INCH **33** LED

Wattage: 60W • **Raw Lumens:** 726lm • **Lux @ 10M:** .1 • **Beam Pattern:** 120° Flood
Current Consumption @ 13.8V: 0.3A • **Lens Design:** Unique Waffle



3.75"W x 3"H x .75"D

HE-WL1M **3.75x3** INCH **33** LED

Wattage: 6.6W • **Raw Lumens:** 726lm • **Lux @ 10M:** .1 • **Beam Pattern:** 120° Flood
Current Consumption @ 13.8V: 0.3A • **Lens Design:** Unique Waffle



3.75"W x 3"H x .75"D

- Modular design allows multiple lights to be connected together to form one long light

HE-WL2 **3.50x2.50** INCH **2** LED

Wattage: 10W • **Raw Lumens:** 800lm • **Lux @ 10M:** 28 • **Beam Pattern:** 90° Flood
Current Consumption @ 13.8V: 0.4A



3.50"W x 2.50"H x 2.50"D

HE-WL3 **4.75x6** INCH **9** LED

Wattage: 90W • **Raw Lumens:** 7200lm • **Lux @ 10M:** 35 • **Beam Pattern:** 90° Flood
Current Consumption @ 13.8V: 4.6A



4.75"W x 6"H x 4.50"D

- The cover for this light can be found on page 48

COMMON FEATURES

INPUT VOLTAGE: 10-30V DC
COLOR TEMPERATURE: 6000K
HOUSING MATERIAL: DIE-CAST ALUMINUM
COLOR: BLACK
LENS MATERIAL: PC
MOUNTING BRACKET: DIE-CAST ALUMINUM

HOLE DIMENSIONS: MOUNTING BOLT
 DRILL - .25"
ELECTRONICS: INTEGRATED-
 EPOXY ENCAPSULATED
HARDWARE: STAINLESS 316
IP RATING: IP67
PROTECTION: REVERSE POLARITY

HE-PL1 **6x6.5** INCH **6** LED

DUAL ROW WITH MAGNETIC BASE

Input Voltage: 10-28V DC • **Wattage:** 60W • **Raw Lumens:** 726lm
Lux @ 10M: 28.5lx • **Color Temperature:** 6000K • **Beam Pattern:** 60° Flood

CONSTRUCTION

Housing Material: Die-Cast Aluminum • **Housing Color:** Black
Lens Material: PC Waterproof: IP65 • **Mounting Bracket:** Die-Cast Aluminum
Hardware: Stainless 316 • **Battery Certificate:** UL, UN38.3



MUNICIPALITY LED LIGHT WITH CAMERA

HE-WLCAM

4.4 INCH

8 LED

CAMERA: Lens Angle: 140° Image Device: 1/3 CMOS TV System: NTSC/PAL
Resolution: 700 TVL **Minimum Illumination:** 0.1lx lux (day), 0lx lux (with IR)
IR LED: Qty White Light *8PCS **Microphone:** No **Connector:** 4-Pin DIN
LIGHT: Light Type: 60° Flood **Lumen:** 1154lm **Color Temperature:** 6000K
Lens Material: PC **Voltage:** DC12-32V **IP Rating:** IP69K
Current Drain: 65mA (Day)/ 2.335A (Night Vision)
Operating Temperature: -4°F to 150°F **Mounting:** Bracket and Hardware Included



MUNICIPALITY LED CUBE LIGHTS

HE-HCL2SG

3 INCH

4 LED

GREEN
LED CUBE

Wattage: 12W • **Raw Lumens:** 960lm
LED Wavelength: 513 - 534 nm
IP Rating: IP68 • **Beam Pattern:** 8° Spot
Current Consumption @ 13.8V: 0.7A



HE-CL2SA

3 INCH

4 LED

AMBER
LED CUBE

Wattage: 12W • **Raw Lumens:** 960lm
Lux @ 10M: 91 • **IP Rating:** IP68
Beam Pattern: 5° Spot
Current Consumption @ 13.8V: 0.9A



HE-CL3SA

3 INCH

6 LED

AMBER
LED CUBE

Wattage: 18W • **Raw Lumens:** 1400lm
Lux @ 10M: 104 • **IP Rating:** IP68
Beam Pattern: 5° Spot
Current Consumption @ 13.8V: 1.2A



COMMON FEATURES

INPUT VOLTAGE: 10-30V DC

COLOR TEMPERATURE: 6000K

HOUSING MATERIAL: DIE-CAST ALUMINUM

COLOR: BLACK

LENS MATERIAL: PC

MOUNTING BRACKET: STAINLESS STEEL

ELECTRONICS: INTEGRATED-EPOXY ENCAPSULATED

HARDWARE: STAINLESS 316

OPERATING TEMPERATURE: -40°F TO +140°F

PROTECTION: REVERSE POLARITY

MUNICIPALITY SAFETY/CAUTION LIGHTS

HE-MU47

AMBER LIGHTBAR

47.25 INCH

88 LED

Voltage: 12-24V DC • **LED Color:** White & Amber
Patterns: 25 Selectable Patterns • **IP Rating:** IP65
Construction: Aluminum Housing Poly Lens

- Wired controller with take down, alley, traffic advisor, marker switches and pattern indicator

- Amber primary lighting, white alley and take down lights



HE-MU47-SLM

AMBER SLIM LIGHTBAR

47.25 INCH

132 LED

Voltage: 12-24V DC • **LED Color:** White & Amber
Patterns: 25 Selectable Patterns • **IP Rating:** IP65
Construction: Aluminum Housing Poly Lens

- Wired controller with take down, alley, traffic advisor, marker switches and pattern indicator

- Amber primary lighting, white alley and take down lights



HE-MU5-BCON

AMBER LIGHT BECON

3.5 INCH

48 LED

Voltage: 12-24V DC • **LED Color:** Amber • **Patterns:** Strobe & Rotator Flash Patterns
IP Rating: IP65 • **Construction:** Amber Poly Housing

- Power outlet adapter with on/off and pattern control switch



HE-MU13-MINI

AMBER MINI LIGHTBAR

12.9 INCH

36 LED

Voltage: 12-24V DC • **LED Color:** Amber • **Patterns:** 15 Self Controlled with Memory
IP Rating: IP65 • **Construction:** Amber Poly Housing

- Power outlet adapter with on/off and pattern control switch



MUNICIPALITY SAFETY/CAUTION LIGHTS

HE-MUSTR-GRW WHITE GRILLE STROBE KIT **4** PIECE **8** LED

HE-MUSTR-GRA AMBER GRILLE STROBE KIT

Voltage: 12V DC • **LED Color:** White
Patterns: 15 Self Controlled with Memory • **IP Rating:** IP65

- Wired controller with on/off and pattern control switch



HE-MUSTR-W LED STROBE KIT **4** PIECE **8** LED

Voltage: 12-24V DC • **LED Color:** White
Patterns: 15 Self Controlled with Memory • **IP Rating:** IP65

- Wired controller with on/off and pattern control switch



HE-MUMRK-4W WHITE MARKER **3.8** INCH **4** LED

HE-MUMRK-4A AMBER MARKER

Voltage: 12-24V DC • **LED Count:** (4) 3-Watt
Patterns: 16 Self Controlled with Memory
IP Rating: IP65 • **Construction:** Aluminum Housing Poly Lens



3.8"W x 1.1"H x 0.64"D

HE-MUMRK-6W WHITE MARKER **4.9** INCH **6** LED

HE-MUMRK-6A AMBER MARKER

Voltage: 12-24V DC
LED Count: (6) 3-Watt • **Patterns:** 16 Self Controlled with Memory
IP Rating: IP65 • **Construction:** Aluminum Housing Poly Lens



4.9"W x 1.1"H x 0.64"D

MUNICIPALITY SAFETY/CAUTION LIGHTS

HE-MUMRK-6WA

1/2 WHITE

1/2 AMBER

4.9 INCH

6 LED

Voltage: 12-24V DC • **LED Count:** (6) 3-Watt
Patterns: 16 Self Controlled w/Memory
IP Rating: IP65 • **Construction:** Aluminum Housing Poly Lens



4.9"W x 1.1"H x 0.64"D

HE-MULTE-4W

WHITE LITE
MARKER

3.4 INCH

4 LED

HE-MULTE-4A

AMBER LITE
MARKER

Voltage: 12-24V DC • **LED Count:** (4) 1.5-Watt
Patterns: 16 Self Controlled w/Memory
IP Rating: IP65 • **Construction:** Aluminum Housing Poly Lens



3.4"W x 1.1"H x 0.4"D

HE-MULTE-6W

WHITE LITE
MARKER

4.4 INCH

6 LED

HE-MULTE-6A

AMBER LITE
MARKER

Voltage: 12-24V DC • **LED Count:** (6) 1.5-Watt
Patterns: 16 Self Controlled w/Memory
IP Rating: IP65 • **Construction:** Aluminum Housing Poly Lens



4.4"W x 1.1"H x 0.4"D

HE-MULTE-6WA

1/2 WHITE

1/2 AMBER

4.4 INCH

6 LED

Voltage: 12-24V DC • **LED Count:** (6) 1.5-Watt
Patterns: 16 Self Controlled w/Memory
IP Rating: IP65 • **Construction:** Aluminum Housing Poly Lens



4.4"W x 1.1"H x 0.4"D

HE-MULH-4W

LIGHT HEAD

4.6 INCH

4 LED

HE-MULH-4A

LIGHT HEAD

Voltage: 12-24V DC • **LED Count:** (4) 3-Watt
Patterns: 16 Self Controlled w/Memory
IP Rating: IP65 • **Construction:** Aluminum Housing Poly Lens



4.6"W x 1.5"H x 1.2"D

HE-MUGRL-6WA

1/2 WHITE

1/2 AMBER

4.1 INCH

6 LED

Voltage: 12-24V DC • **LED Count:** (6) 1-Watt
Patterns: 16 Self Controlled w/Memory
IP Rating: IP65 • **Construction:** Aluminum Housing Poly Lens



4.1"W x 2.2"H x 0.9"D

HE-MUGRL-6W

WHITE GRILLE
MARKER

4.1 INCH

6 LED

HE-MUGRL-6A

AMBER GRILLE
MARKER

Voltage: 12-24V DC • **LED Count:** (6) 1-Watt
Patterns: 16 Self Controlled w/Memory
IP Rating: IP65 • **Construction:** Aluminum Housing Poly Lens



4.1"W x 2.2"H x 0.9"D



CHECK OUT OUR
NEW CATALOG

AND VIEW OUR FULL LINE OF PRODUCTS



HEISE TRAILER



HEISE TRAILER

HEISE TRAILER



HIGH PERFORMANCE
TRAILER LIGHTS

TRAILER LED LIGHTBAR

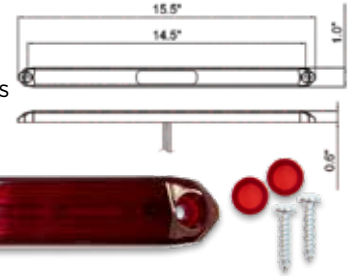
HE-TR1501

15.5 INCH

13 LED

**THINLINE LED STOP/TURN/
TAIL/BACKUP LIGHT**

- 10 LEDs: Stop, turn, taillight functions
- Hard wire connections
- FMVSS S T I R/U3
- @12VDC 0.1A for backup
- 3 LEDs for backup lights
- Red & white polycarbonate lens
- @ 12VDC 0.445A for stop/turn LEDs
- @12VDC 0.03A for taillight



TRAILER OVAL LED LIGHTS

HE-TR6001

6 INCH

14 LED

OVAL WITH GROMMET

HE-TR6005

6 INCH

14 LED

OVAL

- 14 red LEDs: Stop, turn, taillight functions
- @12VDC 0.06A for taillight
- @ 12VDC 0.38A for stop/turn LEDs



HE-TR6002

6 INCH

14 LED

OVAL WITH GROMMET

HE-TR6006

6 INCH

14 LED

OVAL

- 14 amber LEDs: Turn functions
- @12VDC 0.06A for taillight
- @ 12VDC 0.06A for turn signal



HE-TR6003

6 INCH

14 LED

OVAL WITH GROMMET

HE-TR6007

6 INCH

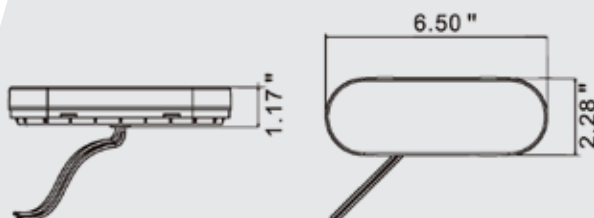
14 LED

OVAL

- 14 white LEDs: Backup function
- @ 12VDC 0.24A for backup



SPECS & MEASUREMENTS



COMMON FEATURES

CONNECTOR: PL-3

HOUSING MATERIAL: ABS

LENS MATERIAL: PMMA

FMVSS: S2 T2 I6 / I6 / R

PROTECTION: WEATHER-RESISTANT

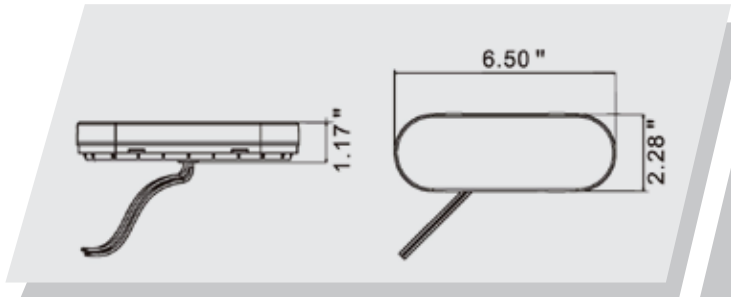
TRAILER OVAL LED LIGHTS

HE-TR6004 **6** INCH **10** LED **OVAL**

- 10 LEDs: Stop, turn, taillight functions
- 4 LEDs for backup lights
- @12VDC 0.43A for stop/turn LEDs
- @12VDC 0.06A for taillight
- @12VDC 0.24A for backup



SPECS & MEASUREMENTS



COMMON FEATURES

- CONNECTOR:** PL-3
- HOUSING MATERIAL:** ABS
- LENS MATERIAL:** PMMA
- FMVSS:** S2 T2 I6 / I6 / R
- PROTECTION:** WEATHER-RESISTANT

TRAILER ROUND LED LIGHTS

HE-TR4001 **4** INCH **14** LED **ROUND WITH GROMMET**

HE-TR4005 **4** INCH **14** LED **ROUND**

- 14 red LEDs: Stop, turn, taillight functions
- @ 12VDC 0.38A for stop/turn LEDs



HE-TR4002 **4** INCH **14** LED **ROUND WITH GROMMET**

HE-TR4006 **4** INCH **14** LED **ROUND**

- 14 amber LEDs: Turn functions
- @ 12VDC 0.06A for turn



HE-TR4003 **4** INCH **14** LED **ROUND WITH GROMMET**

HE-TR4007 **4** INCH **14** LED **ROUND**

- 14 white LEDs: Backup functions
- @ 12VDC 0.24A for backup



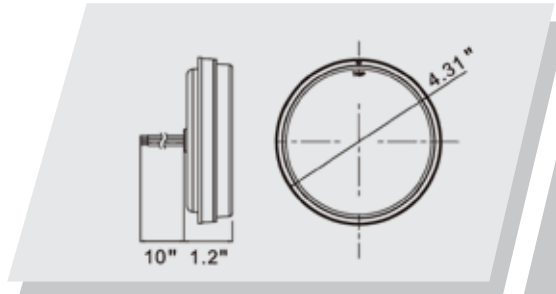
TRAILER ROUND LED LIGHTS

HE-TR4004 **4** INCH **10** LED **ROUND**

- 10 LEDs: Stop, turn, taillight functions
- @ 12VDC 0.43A for stop/turn LEDs
- @ 12VDC 0.06A for taillight
- @ 12VDC 0.24A for backup



SPECS & MEASUREMENTS



COMMON FEATURES

CONNECTOR: PL-3
HOUSING MATERIAL: ABS
LENS MATERIAL: PMMA
FMVSS: S2 T2 I6 / I6 / R
PROTECTION: WEATHER-RESISTANT

TRAILER MARKER/CLEARANCE LIGHT WITH REFLECTOR

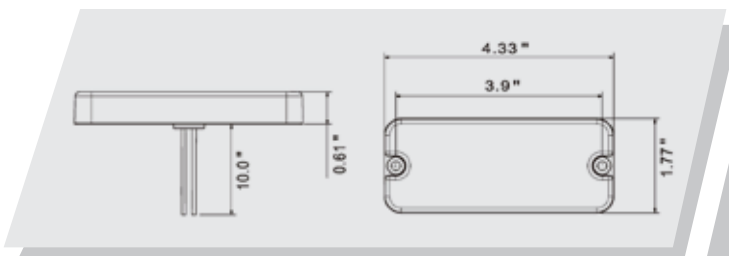
HE-TRRF01 **4** INCH **2** LED **RED**

HE-TRRF02 **4** INCH **2** LED **AMBER**

- 2 LEDs: Side marker function
- LED and reflector in one
- @ 12VDC 0.03A



SPECS & MEASUREMENTS



COMMON FEATURES

CONNECTOR: HARDWIRE
HOUSING MATERIAL: ABS
LENS MATERIAL: PMMA
FMVSS: AP P2

TRAILER ROUND MARKER/ CLEARANCE LIGHT

HE-TR2501	2.5 INCH	9 LED	ROUND WITH GROMMET
HE-TR2504	2.5 INCH	9 LED	ROUND

- 9 LED round marker - red
- @12VDC 0.03A



HE-TR2502	2.5 INCH	9 LED	ROUND WITH GROMMET
HE-TR2505	2.5 INCH	9 LED	ROUND

- 9 LED round marker - amber
- @12VDC 0.03A



HE-TR2503	2.5 INCH	9 LED	ROUND WITH GROMMET
HE-TR2506	2.5 INCH	9 LED	ROUND

- 9 LED round marker - white
- @12VDC 0.03A

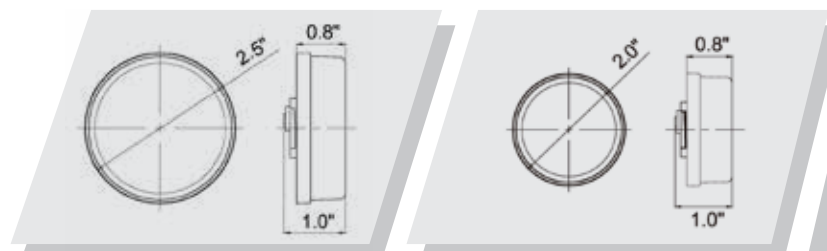


HE-TR2001	2 INCH	6 LED	RED ROUND
HE-TR2002	2 INCH	6 LED	AMBER ROUND
HE-TR2003	2 INCH	6 LED	WHITE ROUND

- 6 LED round marker
- @12VDC 0.03A



SPECS & MEASUREMENTS



COMMON FEATURES

- CONNECTOR:** PL-10
- HOUSING MATERIAL:** ABS
- LENS MATERIAL:** PMMA
- FMVSS:** P2 P3

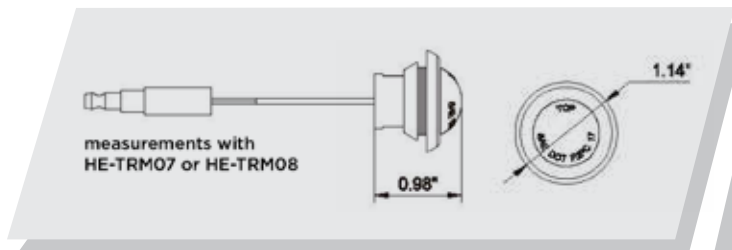
TRAILER ROUND MARKER/ CLEARANCE LIGHT

HE-TR7501	0.75 INCH	3 LED	RED ROUND
HE-TR7502	0.75 INCH	3 LED	AMBER ROUND
HE-TR7503	0.75 INCH	3 LED	WHITE ROUND



- 3 LED round marker
- @12VDC 0.03A

SPECS & MEASUREMENTS



COMMON FEATURES

- CONNECTOR:** HARDWIRE
- LENS MATERIAL:** POLYCARBONATE
- FMVSS:** P2
- PROTECTION:** WEATHER-RESISTANT

TRAILER ACCESSORIES

HE-TRWH01	1/8" INCH BULLET CONNECTOR	10 PACK
------------------	-----------------------------------	----------------

- Bulk 10 pack of 1/8" bullet connectors
- Used for the following lights: HE-TR6004 and HE-TR4004



HE-TRWH02	PL-10 MALE 2 PIN CONNECTOR	10 PACK
------------------	-----------------------------------	----------------

- Bulk 10 pack of PL-10 connectors
- 2-pin male
- Used for the following lights: HE-TR25xx and HE-TR20xx series



HE-TRWH03	PL-3 MALE RIGHT ANGLE CONNECTOR	10 PACK
------------------	--	----------------

- Bulk 10 pack of PL-3 connectors
- 3-pin male
- Use with HE-TR60xx and HE-TR40xx



TRAILER ACCESSORIES

HE-TRWH04 **PL-3** FEMALE CONNECTOR **10** PACK

- Bulk 10 pack of PL-3 connectors
- 3-pin female
- Mating connector for HE-TRWH03
- Two PL-3 female connectors per harness



HE-TRWH05 **2** SWITCH M/L OUTLET ADAPTER



HE-TRM01 **6** INCH OVAL SURFACE MOUNT **10** PACK

- 6" plastic flange
- Bulk 10 pack



HE-TRM02 **6** INCH OVAL GROMMET **10** PACK

- 6" rubber grommet
- Bulk 10 pack



HE-TRM03 **4** INCH ROUND SURFACE MOUNT **10** PACK

- 4" stainless steel flange
- Bulk 10 pack



HE-TRM04 **4** INCH ROUND GROMMET **10** PACK

- 4" rubber grommet
- Bulk 10 pack



HE-TRM05 **2.5** INCH ROUND GROMMET **10** PACK

- 2.5" rubber grommet
- Bulk 10 pack



HE-TRM06 **2** INCH ROUND GROMMET **10** PACK

- 2" rubber grommet
- Bulk 10 pack



TRAILER ACCESSORIES

HE-TRM07	0.75 INCH ROUND STAINLESS FLANGE	10 PACK	• .75" stainless flange	• Bulk 10 pack	
HE-TRM08	0.75 INCH ROUND GROMMET	10 PACK	• .75" rubber grommet	• Bulk 10 pack	
HE-TRM101	6 INCH OVAL SURFACE MOUNT		• 6" plastic flange	• Single pack	
HE-TRM102	6 INCH OVAL GROMMET		• 6" plastic grommet	• Single pack	
HE-TRM103	4 INCH ROUND SURFACE MOUNT		• 4" stainless steel flange	• Single pack	
HE-TRM104	4 INCH ROUND GROMMET		• 4" rubber grommet	• Single pack	
HE-TRM105	2.5 INCH ROUND GROMMET		• 2.5" rubber grommet	• Single pack	
HE-TRM106	2 INCH ROUND GROMMET		• 2" rubber grommet	• Single pack	
HE-TRM107	0.75 INCH ROUND STAINLESS FLANGE		• 4" stainless steel flange	• Single pack	
HE-TRM108	0.75 INCH ROUND GROMMET		• .75" rubber grommet	• Single pack	



HIGH PERFORMANCE TRAILER LIGHTING & ACCESSORIES

CHECK OUT OUR
NEW CATALOG

AND VIEW OUR FULL LINE OF PRODUCTS



MERCHANDISE



MERCHANDISE



MERCHANDISE



 **APPARAL,
DISPLAYS & MORE**

MERCHANDISE & DISPLAYS

HE-DISP-MTBL1

MARINE LIGHTBAR DISPLAY

- High quality printed graphics
- Lightweight rigid material
- Dimensions: 27.5”h x 18”w x 6”d
- Power supply and wiring included

PARTS:

1X HE-MSR14, 1X HE-MCL2 & 1X HE-MCL3



HE-DISP-TBL1

LIGHTBAR DISPLAY 1

- High quality printed graphics
- Lightweight rigid material
- Dimensions: 27.5”h x 18”w x 6”d
- Power supply and wiring included

PARTS:

1x HE-BDR14
1X HE-BCL2S
1X HE-CL2SA



HE-DISP-TBL2

LIGHTBAR DISPLAY 2

PARTS:

2X HE-TL1RGB,
2X HE-ML1RGB
1X HE-TL1DIV,
1X HE-ML1DIV
2X ARB1,
1X HE-CBRGB
2X 5MRGB-1 (SEGMENTS)
1X HE-JWBFL02RGB



HE-DISP-HL

HEADLIGHT DISPLAY

- High quality printed graphics
- 1x 9007 LED dual beam bulb
- AA batteries (not included)



HE-LEDDISPLAY

LED STRIP DISPLAY

- High quality printed graphics
- Lightweight rigid material
- Color LEDs mounted for light sampling
- Dimensions: 12”h x 9.5”w



MERCHANDISE & DISPLAYS

A-FRAME DISPLAY

- Dimensions: 48" x 24"
- High quality print



* Products listed below may change based on availability

HE-AFM1

PARTS:

BC-701B
HE-BHL702RGB
BC-703B
BC-705
BC-561S
BC-562B
BC-RGHKB
BC-451S
BC-452B
BC-HB7
BC-H44PIN

HE-AFM2

PARTS:

JP-701B
HE-PBHL702RGB
JP-703B
JP-705B
JP-701FLB
HE-JWBFL02RGB
JP-SML1
JP-TSL1
JP-TL03T
JP-TL02T
JP-TTL
JP-TTL2

HE-AFM3

PARTS:

HE-FMTL1
HE-FMTL1A
HE-TL1B
HE-TL1G
HE-FMML1G
HE-FMML1R
HE-ML1
HE-ML1A
HE-HCL2
HE-CL2G
HE-CL3
HE-BCL2S
HE-FMDL1
HE-WL1
HE-WL2
HE-WL3
HE-SR14
HE-TR10
HE-BDR30

HE-AFM4

PARTS:

HE-MDR8
HE-MSR14
HE-MDRC30
HE-MHCL2
HE-MHCL3
HE-MCL1
HE-MCL2
HE-MCL3
HE-MFMCL3
HE-4MLRGBK
HE-ML1
HE-ML1G
HE-FMML1B
HE-FMML1R
HE-ML1DIV

HE-AFRAMEDISP

- Blank display
- build your own

HE-STICKER

HEISE STICKERS

- 1.5"H X 5.75"W silver diecut vinyl



HE-DISPSTKR

TORTURE SHELF TALKER

- Call to action by your display

MERCHANDISE & DISPLAYS

XL DISPLAY

- Dimensions: 78"h x 39.5"w x 13.5"d
- Large black powder coated metal display
- Metal pegboard for high strength



HE-LARGETOP

- Heise large top decal

RACK750

PARTS:

- H-RGB5MRK2 (X4)
- H-RGB5MRK1 (X4)
- H-A550 (X1)
- H-B550 (X1)
- H-G550 (X1)
- H-IB550 (X1)
- H-PK550 (X1)
- H-PP550 (X1)
- H-R550 (X1)
- H-W550 (X1)
- H-CW550 (X1)
- H-WW550 (X1)
- H-RGBC-1 (X2)

SKINNY DISPLAY

- Dimensions: 72"h x 20"w x 13.5"d
- Black powder coated metal display
- Metal pegboard for high strength

HEISE DECALS

HE-700TOP HE-700BOT

- Heise small top decal HE-700TOP
- Heise small bottom decal HE-700BOT



HE-RACK7001

PARTS:

- H-RGB5MRK2 (X2)
- H-RGB5MRK1 (X2)
- H-A550 (X1)
- H-B550 (X1)
- H-G550 (X1)
- H-IB550 (X1)
- H-R550 (X1)
- H-W550 (X1)
- H-RGBC-1 (X2)

HE-RACK7002

PARTS:

- H-RGB5MRK2 (X2)
- H-RGB5MRK1 (X2)
- H-CW550 (X2)
- H-WW550 (X2)
- H-W550 (X2)
- H-RGBC-1 (X2)

HE-RACK7003

PARTS:

- H-RGB5MRK2 (X2)
- H-RGB5MRK1 (X2)
- H-A535 (X1)
- H-B535 (X1)
- H-G535 (X1)
- H-IB535 (X1)
- H-R535 (X1)
- H-W535 (X1)
- H-RGBC-1 (X2)



HEISE-SLATHDR

SLATWALL HEADER

- High quality printed logo graphic
- Lightweight rigid material
- Dimensions: 48"h x 8"w



HE-BANNER

HEISE BANNER

- High quality printed banner
- Includes reinforced holes for hanging
- Dimensions: 48"h x 24"w

HE-TSHIRTL

LARGE

- Black shirt with white & red screen print on front & back

HE-TSHIRTXL

X-LARGE

HE-TSHIRTXXL

XX-LARGE

HEISE-HAT

- One size fits all
- Black

