



CERTIFIED • OEM QUALITY • RELIABILITY

2019



FAN CLUTCHES



US Motor Works has combined the strength of a technologically orientated manufacturer, superior sales and service organization and a sophisticated global distribution network to keep the company on the forefront of the automotive marketplace.

With the focus of providing Automotive and Heavy-Duty engine parts and components, US Motor Works is constantly looking for ways to support its customers by increasing the availability of quality parts and components. Currently, US Motor Works manufactures a complete line of water pumps, fuel pumps and fan clutches. In addition to our traditional Automotive and Heavy-Duty market, US Motor Works has merged with Derale Performance and Pacer Performance to expand our manufacturing and quality assurance to the High Performance industry.

Precision Engineering and manufacturing are essential in creating products that you can depend on. At US Motor Works, quality begins with skilled technicians utilizing materials that meet or exceed OEM specifications to manufacture premium water pumps, fuel pumps and fan clutches. Our specially trained technicians apply stringent quality control standards utilizing sophisticated technology to make sure that all US Motor Works products meet the rigorous demands of our customers. When you buy US Motor Works manufactured items, you are investing in technology that has been meticulously engineered, manufactured from the highest quality materials and thoroughly tested to assure accuracy, reliability and workmanship.

With more than 50 years of combined experience, we are committed to providing an extensive line of high quality products, the finest customer service and the best support program available in the automotive, high performance and heavy-duty market. Our 99.05% fill rate is proof we're on the right track.



Fan Clutches
Water Pumps
Fuel Pumps
Max Cooling Kits
Timing Kit w/ Water
Pumps

Heavy-Duty
Water Pumps
Oil Pumps
Universal Fuel Pumps
Fuel Lift Pumps & Solenoids
Viscous Fan Clutches

H.O. Electric Fans
Belt Driven Fans
Fluid Coolers
Transmission Cooling Pans
Fluid Filtration
HP Fuel Pumps

Jeep Bumpers & Nerfbars
Hi-Five Cab Roof Lights
Flexy Flare®
Rubber Fender Extenders
Custom L.E.D. Lights



A Certified ISO 9001:2015 Company



US Motor works, LLC and its employees are committed to providing an extensive line of consistent High Quality Products, the finest Customer Service and Satisfaction, through our commitment to the continual improvement of our Quality Management System of ISO 9001:2015.

OPEX: Operational Excellence

US Motor Works adoption of OPEX is a business philosophy aimed to achieve a sustainable competitive advantage. Operational Excellence focuses on the customer's needs. By leadership, teamwork and problem solving principles, US Motor Works achieves continuous improvement, empowered employees, optimized activities and processes.

Implementation of this philosophy is built on 'Lean Manufacturing' principles designed to achieve:

- World-class quality
- Maximum productivity
- Reliable delivery to the customer
- Competitive pricing

Lean Manufacturing is the foundation of the Operational Excellence implementation program to create maximum value for your customers. It builds an integrated product delivery process to meet the changing needs of customers while creating a fundamental and sustainable change in organizational culture.

Lean Manufacturing has helped us achieve:

- Substantial response time and lead time reduction with best in class On Time Delivery rate
- Significant quality improvement, and overall cost reduction,
- Constant innovation embedded as part of the day to day work at all organizational levels
- A permanent, on-going cultural change that delivers Continuous Improvement on a daily basis, with collaboration, commitment and partnership among all of the organization's employees



TABLE OF CONTENTS



Warranty 2

Fan Clutches 3 - 154

Application Guide..... 5 - 93

Buyers Guide 94 - 128

Cross Reference..... 129 - 132

Identification Guide..... 133 - 154

ISO 9001:2015 Certification 157

US Motor Works Timeline 158

FAN CLUTCHES

All Manufacturers names, numbers, symbols and descriptions are used for reference purposes only, and in no way does it imply that any parts listed in this catalog are the products of these manufacturers.



FAN CLUTCHES

The largest application coverage in the industry




Designed, tested and inspected in the USA

FAN CLUTCHES

**THERMAL
NON-THERMAL
ELECTRIC
& MOLDED FAN DESIGNS**

- Premium components
- High load bearings
- Improved shaft design
- Precision CNC machining





FAN CLUTCHES


THERMAL • NON-THERMAL • ELECTRIC & MOLDED FAN DESIGN



USMW Professional Series fan clutches are designed with quality in mind. All product applications have been designed and tested to meet or exceed original equipment specifications. Our advanced research and design in each of our fan clutches contain the highest quality material to create the most superior product available in today's market.

Benefits of high load bearings

High load bearings are crucial to the performance and life of a fan clutch. By increasing the load capacity you increase the durability and wear resistance, thus ensuring longer component life. Below is a comparison of USMW's three primary, high load bearings used throughout our fan clutch line.



USMW small import and regular applications

6303: 41% Capacity Increase vs 6203

6203 size

- 17 mm bore
- 40 mm outer diameter
- 12 mm width
- Dynamic Capacity (Cr): 9,550 N



USMW heavy duty applications

6304: 18% Capacity Increase vs 6303

6303 size

- 17 mm bore
- 47 mm outer diameter
- 14 mm width
- Dynamic Capacity (Cr): 13,550 N



USMW severe duty applications

6304: 66% Greater than 6203

6304 size

- 20 mm bore
- 52 mm outer diameter
- 15 mm width
- Dynamic Capacity (Cr): 15,900 N



Benefits of improved shaft design

- High strength
- High load capacity
- Smooth surfaces have less stress risers
- Reduced material stresses in assembly
- Full surface contact of interference fit
- Staked end for anti-rotation



Benefits of precision CNC machining

- Guaranteed fitment with mating components
- Prevents Leaks
- Inspected and tested to ISO9001:2015 Standards



Engine	Years	Application Description	USMW	Engine	Years	Application Description	USMW
ACURA				AUDI (cont'd.)			
SLX				A4 QUATTRO (cont'd.)			
3.2L V6 3165cc	1996-1997	Base, Premium	22076	1.8L L4 1781cc	1999-2001	Avant, Base	22302
3.5L V6 3494cc	1998-1999	Premium	22022	2.8L V6 2771cc	1996-1997	Base	22303
AMERICAN MOTORS				2.8L V6 2771cc	1998-2001	Avant, Base	22303
AMX				A6			
4.2L L6 258 CID	1980	Base	22048	2.8L V6 2771cc	1998-2001	Base	22303
CONCORD				A6 QUATTRO			
2.5L L4 151 CID	1980-1982	Base, DL, Limited	22048	2.7L V6 2671cc	2000-2004	Base	22303
4.2L L6 258 CID	1980	Base, DL, Limited	22048	2.8L V6 2771cc	1998	Base	22303
4.2L L6 258 CID	1981	Base, DL, Limited; non-thermal	21049	2.8L V6 2771cc	1999-2001	Avant, Base	22303
4.2L L6 258 CID	1981	Base, DL, Limited; Thermal	22049	4.2L V8 4172cc	2000-2004	Base	22316
4.2L L6 258 CID	1982-1983	Base, DL, Limited; non-thermal, Serpentine Belt Drive	21049	A8			
4.2L L6 258 CID	1982-1983	Base, DL, Limited; V-Belt Drive	22048	3.7L V8 3697cc	1997-1999	Base	22316
4.2L L6 258 CID	1982-1983	Base, DL, Limited; Serpentine Belt Drive, Thermal	22049	A8 QUATTRO			
EAGLE				4.2L V8 4172cc	1997-1999	Base	22316
2.5L L4 150 CID	1983	Base, DL SX4, Limited, SX4; Heavy Duty Cooling	22048	4.2L V8 4172cc	2000-2003	Base, L	22316
2.5L L4 150 CID	1984	Base, Limited; V-Belt Drive	22048	ALLROAD QUATTRO			
2.5L L4 150 CID	1984	Base, Limited; Serpentine Belt Drive	22148	2.7L V6 2671cc	2001-2005	Base	22099
2.5L L4 151 CID	1981-1982	Base, DL Kammback, DL SX4, Kammback, Limited, SX4	22048	S4			
2.5L L4 151 CID	1983	Base, DL SX4, Limited, SX4; Heavy Duty Cooling	22048	2.2L L5 2226cc	1992-1994	Base	22311
4.2L L6 258 CID	1980	DL, Limited, Sport; non-thermal	21049	2.7L V6 2671cc	2000	Base	22303
4.2L L6 258 CID	1980	DL, Limited, Sport; Thermal	22049	2.7L V6 2671cc	2001-2002	Avant, Base	22303
4.2L L6 258 CID	1981	Base, DL Kammback, DL SX4, Kammback, Limited, SX4; non-thermal	21049	S6			
4.2L L6 258 CID	1981	Base, DL Kammback, DL SX4, Kammback, Limited, SX4; Thermal	22049	2.2L L5 2226cc	1995	Avant, Base	22311
4.2L L6 258 CID	1982	Base, DL Kammback, DL SX4, Kammback, Limited, SX4; non-thermal, Serpentine Belt Drive	21049	4.2L V8 4172cc	2002-2003	Avant	22316
4.2L L6 258 CID	1982	Base, DL Kammback, DL SX4, Kammback, Limited, SX4; V-Belt Drive	22048	S8			
4.2L L6 258 CID	1982	Base, DL Kammback, DL SX4, Kammback, Limited, SX4; Serpentine Belt Drive, Thermal	22049	4.2L V8 4172cc	2001-2003	Base	22316
4.2L L6 258 CID	1983	Base, DL SX4, Limited, SX4; non-thermal, Serpentine Belt Drive	21049	V8 QUATTRO			
4.2L L6 258 CID	1983	Base, DL SX4, Limited, SX4; V-Belt Drive	22048	3.6L V8 3562cc	1990-1991	Base	22311
4.2L L6 258 CID	1983	Base, DL SX4, Limited, SX4; Serpentine Belt Drive, Thermal	22049	4.2L V8 4172cc	1992-1994	Base	22311
4.2L L6 258 CID	1984-1987	Base, Limited; V-Belt Drive	22048	BMW			
4.2L L6 258 CID	1984-1987	Base, Limited; Serpentine Belt Drive	22148	3.0SI			
4.2L L6 258 CID	1988	Base; V-Belt Drive	22048	3.0L L6 2985cc	1975-1976		22071
4.2L L6 258 CID	1988	Base; Serpentine Belt Drive	22148	318I			
PACER				1.8L L4 1766cc 107 CID	1984-1985	Base	22071
4.2L L6 258 CID	1980	DL, Limited; non-thermal	21049	1.8L L4 1796cc	1991-1995	Base	22071
4.2L L6 258 CID	1980	DL, Limited; Thermal	22049	1.9L L4 1895cc	1996-1998	Base	22071
SPIRIT				318IS			
2.5L L4 151 CID	1980	Base, DL, Limited	22048	1.8L L4 1796cc	1991-1995	Base	22071
2.5L L4 151 CID	1981-1982	Base, DL	22048	1.9L L4 1895cc	1996-1997	Base	22071
4.2L L6 258 CID	1980	Base, DL, Limited	22048	318TI			
4.2L L6 258 CID	1981	Base, DL; non-thermal	21049	1.8L L4 1796cc	1995	Base	22071
4.2L L6 258 CID	1981	Base, DL; Thermal	22049	1.9L L4 1895cc	1996-1999	Base	22071
4.2L L6 258 CID	1982	Base, DL; non-thermal, Serpentine Belt Drive	21049	320I			
4.2L L6 258 CID	1982	Base, DL; V-Belt Drive	22048	2.0L L4 1990cc 121 CID	1977-1979		22071
4.2L L6 258 CID	1982	Base, DL; Serpentine Belt Drive, Thermal	22049	323CI			
4.2L L6 258 CID	1983	DL, GT; non-thermal, Serpentine Belt Drive	21049	2.5L L6 2494cc 152 CID	2000	Base	22099
4.2L L6 258 CID	1983	DL, GT; V-Belt Drive	22048	323I			
4.2L L6 258 CID	1983	DL, GT; Serpentine Belt Drive, Thermal	22049	2.5L L6 2494cc 152 CID	1998-2000	Base	22099
AM GENERAL				323IS			
HUMMER				2.5L L6 2494cc 152 CID	1998-1999	Base	22099
5.7L V8 350 CID	1995-1996	Base	22140	325			
6.2L V8 379 CID	1992-1993		22052	2.7L L6 2693cc	1986-1988	Base	22071
6.5L V8 395 CID	1994-1995	Base	22154	325CI			
6.5L V8 395 CID	1996	Base; Turbocharged	22140	2.5L L6 2494cc 152 CID	2001-2006	Base	22099
6.5L V8 395 CID	1996	Base; Naturally Aspirated	22154	325E			
6.5L V8 395 CID	1997-1998	Base	22613	2.7L L6 2693cc	1984-1987	Base	22071
6.5L V8 395 CID	1999-2001	Base	22618	325ES			
AUDI				2.7L L6 2693cc	1986-1987	Base	22071
A4				325I			
1.8L L4 1781cc	1997-2001	Base	22302	2.5L L6 2494cc 152 CID	1987-1991	Base	22071
2.8L V6 2771cc	1996-1997	Base	22303	2.5L L6 2494cc 152 CID	1992	Base; (M50)	22099
2.8L V6 2771cc	1998	Avant, Base	22303	2.5L L6 2494cc 152 CID	1992-1993	Base; (M20)	22071
2.8L V6 2771cc	1999-2001	Base	22303	2.5L L6 2494cc 152 CID	1993	Base; (M50TU)	22099
A4 QUATTRO				2.5L L6 2494cc 152 CID	1994-1995	Base	22099
1.8L L4 1781cc	1997-1998	Base	22302	2.5L L6 2494cc 152 CID	2001-2005	Base	22099
				325IS			
				2.5L L6 2494cc 152 CID	1987-1991	Base	22071
				2.5L L6 2494cc 152 CID	1992-1995	Base	22099
				325IX			
				2.5L L6 2494cc 152 CID	1988-1991	Base	22071

FAN CLUTCHES



FAN CLUTCH APPLICATION GUIDE



Engine	Years	Application Description	USMW	Engine	Years	Application Description	USMW
BMW (cont'd.)				BMW (cont'd.)			
325XI				760LI			
2.5L L6 2494cc 152 CID	2001-2005	Base	22099	6.0L V12 5972cc	2003-2007	Base	22399
328CI				840CI			
2.8L L6 2793cc	2000	Base	22099	4.0L V8 3982cc	1994-1995	Base	22099
328I				4.4L V8 4398cc	1996-1997	Base	22099
2.8L L6 2793cc	1996-2000	Base	22099	850CI			
328IS				5.0L V12 4988cc	1993-1994	Base	22099
2.8L L6 2793cc	1996-1999	Base	22099	5.4L V12 5379cc	1995-1997	Base	22099
330CI				850CSI			
3.0L L6 2979cc	2001-2006	Base	22099	5.6L V12 5576cc	1994-1995	Base	22099
330I				850I			
3.0L L6 2979cc	2001-2005	Base	22099	5.0L V12 4988cc	1991-1992	Base	22099
330XI				L6			
3.0L L6 2979cc	2001-2005	Base	22099	3.5L L6 3430cc	1987	Base	22071
524TD				L7			
2.4L L6 2443cc	1985-1986	Base	22071	3.5L L6 3430cc	1986-1987	Base	22071
525I				M3			
2.5L L6 2494cc 152 CID	1989-1990	Base	22071	2.3L L4 2302cc	1988-1991	Base	22071
2.5L L6 2494cc 152 CID	1991-1995	Base	22099	3.0L L6 2990cc	1995	Base, Lightweight	22099
2.5L L6 2494cc 152 CID	2001-2003	Base	22099	3.2L L6 3152cc	1996-1999	Base	22099
528E				3.2L L6 3246cc	2001-2006	Base	22099
2.7L L6 2693cc	1982-1988	Base	22071	M5			
528I				3.5L L6 3453cc	1988	Base	22071
2.8L L6 2788cc	1979		22071	3.6L L6 3553cc	1991-1993	Base	22099
2.8L L6 2788cc	1980-1981	Base	22071	5.0L V8 4941cc	2000-2003	Base	22326
2.8L L6 2793cc	1997-2000	Base	22099	M6			
530I				3.5L L6 3453cc	1987-1988	Base	22071
3.0L L6 2979cc	2001-2003	Base	22099	X5			
3.0L L6 2985cc	1975-1977		22071	3.0L L6 2979cc	2001-2006	3.0i	22099
3.0L V8 2997cc	1994-1995	Base	22099	4.4L V8 4398cc	2000-2001	4.4i	22399
533I				Z3			
3.2L L6 3210cc	1983-1984	Base	22071	1.9L L4 1895cc	1996-1998	Roadster	22071
535I				2.5L L6 2494cc 152 CID	1999-2002	Roadster	22099
3.5L L6 3430cc	1985-1988	Base	22071	2.8L L6 2793cc	1997-1998	Roadster	22099
3.5L L6 3430cc	1989-1993	Base	22099	2.8L L6 2793cc	1999-2000	Coupe, Roadster	22099
535IS				3.0L L6 2979cc	2001-2002	Coupe, Roadster	22099
3.5L L6 3430cc	1988	Base	22071	3.2L L6 3152cc	1998	M Roadster	22099
540I				3.2L L6 3152cc	1999-2000	M Coupe, M Roadster	22099
4.0L V8 3982cc	1994-1995	Base	22099	3.2L L6 3246cc	2001-2002	M Coupe, M Roadster	22099
4.4L V8 4398cc	1997-2003	Base	22099	Z8			
630CSI				4.8L V8 4837cc	2003	Alpina	22326
3.0L L6 2985cc	1977		22071	5.0L V8 4941cc	2000-2003	Base	22326
633CSI				BUICK			
3.2L L6 3210cc	1978-1979		22071	APOLLO			
3.2L L6 3210cc	1980-1984	Base	22071	4.1L L6 250 CID	1973-1975		22045
635CSI				4.1L L6 4097cc 250 CID	1973-1974		22045
3.5L L6 3430cc	1985-1989	Base	22071	4.1L L6 4098cc 250 CID	1973-1974		22045
733I				4.3L V8 260 CID	1975		22045
3.2L L6 3210cc	1978-1979		22071	5.7L V8 350 CID	1973-1975		22045
3.2L L6 3210cc	1980-1984	Base	22071	5.7L V8 5736cc 350 CID	1973-1974		22045
735I				CENTURION			
3.5L L6 3430cc	1985-1987	Base	22071	5.7L V8 350 CID	1973		22045
3.5L L6 3430cc	1988-1992	Base	22099	5.7L V8 5736cc 350 CID	1973		22045
735IL				7.5L V8 455 CID	1971-1973		22045
3.5L L6 3430cc	1988-1992	Base	22099	7.5L V8 7456cc 455 CID	1971-1973		22045
740I				CENTURY			
4.0L V8 3982cc	1993-1995	Base	22099	3.2L V6 196 CID	1978-1979		22043
4.4L V8 4398cc	1997-2001	Base	22099	3.8L V6 231 CID	1975-1977		22043
740IL				3.8L V6 231 CID	1979		22043
4.0L V8 3982cc	1993-1995	Base	22099	3.8L V6 3800cc 231 CID	1978-1979		22043
4.4L V8 4398cc	1996-2001	Base	22099	3.8L V6 3800cc 231 CID	1980	Base, Estate, Limited, Sport	22043
745I				3.8L V6 3800cc 231 CID	1981	Base, Estate, Limited, Sport; Exc.Air Cond, non-thermal	21049
4.4L V8 4398cc	2002-2003	Base	22399	3.8L V6 3800cc 231 CID	1981	Base, Estate, Limited, Sport; For A/C Belt	22043
745LI				3.8L V6 3800cc 231 CID	1981	Base, Estate, Limited, Sport; Exc.Air Cond, Thermal	22049
4.4L V8 4398cc	2002-2003	Base	22399	4.3L V8 265 CID	1980	Base, Estate, Limited	22045
750IL				4.3L V8 265 CID	1981	Base, Estate, Limited, Sport; For A/C Belt, Heavy Duty Cooling, non-thermal	21049
5.0L V12 4988cc	1988-1994	Base	22099	4.3L V8 265 CID	1981	Base, Estate, Limited, Sport; Exc.Air Cond	22043
5.4L V12 5379cc	1995-2001	Base	22099	4.3L V8 265 CID	1981	Base, Estate, Limited, Sport; Exc.Heavy Duty Cooling, For A/C Belt	22045
760I				4.3L V8 265 CID	1981	Base, Estate, Limited, Sport; For A/C Belt, Heavy Duty Cooling, Thermal	22049
6.0L V12 5972cc	2004-2006	Base	22399	4.9L V8 301 CID	1979		22043
				4.9L V8 301 CID	1980	Base, Estate, Limited, Sport; For A/C Belt, non-thermal	21049



FAN CLUTCH APPLICATION GUIDE



Engine	Years	Application Description	USMW	Engine	Years	Application Description	USMW
BUICK (cont'd.)				BUICK (cont'd.)			
CENTURY (cont'd.)				ESTATE WAGON (cont'd.)			
4.9L V8 301 CID	1980	Base, Estate, Limited, Sport; Exc.Air Cond	22043	5.7L V8 350 CID	1981-1983	Base; Exc.Heavy Duty Cooling, non-thermal	21049
4.9L V8 301 CID	1980	Base, Estate, Limited, Sport; For A/C Belt, Thermal	22049	5.7L V8 350 CID	1981-1983	Base; Heavy Duty Cooling	22045
5.0L V8 305 CID	1977		22054	5.7L V8 350 CID	1981-1983	Base; Exc.Heavy Duty Cooling, Thermal	22049
5.0L V8 305 CID	1978-1979		22043	5.7L V8 5736cc 350 CID	1970		22043
5.0L V8 305 CID	1980	Base, Estate, Limited; Exc.Air Cond	22043	5.7L V8 5736cc 350 CID	1973		22043
5.0L V8 305 CID	1980	Base, Estate, Limited; Exc.Heavy Duty Cooling, For A/C Belt	22045	6.6L V8 403 CID	1977-1979		22045
5.0L V8 305 CID	1980	Base, Estate, Limited; For A/C Belt, Heavy Duty Cooling	22045	7.5L V8 455 CID	1974-1976		22043
5.7L V8 350 CID	1975-1979		22043	7.5L V8 7456cc 455 CID	1970-1974		22043
5.7L V8 350 CID	1981	Base, Estate, Limited; Exc.Heavy Duty Cooling, non-thermal	21049	GRAN SPORT			
5.7L V8 350 CID	1981	Base, Estate, Limited; Heavy Duty Cooling	22045	6.6L V8 401 CID	1965-1966		22045
5.7L V8 350 CID	1981	Base, Estate, Limited; Exc.Heavy Duty Cooling, Thermal	22049	6.6L V8 6555cc 400 CID	1967		22045
5.7L V8 5736cc 350 CID	1973-1974		22043	GS 400			
6.6L V8 403 CID	1977		22054	6.6L V8 400 CID	1968-1969		22045
7.5L V8 7456cc 455 CID	1973-1974		22043	6.6L V8 6555cc 400 CID	1968-1969		22045
COMMERCIAL CHASSIS				GS 455			
5.0L V8 305 CID	1991	Base; Exc.Heavy Duty Cooling	22145	7.5L V8 455 CID	1970-1972		22045
5.0L V8 305 CID	1991	Heavy Duty Cooling	22145	7.5L V8 7456cc 455 CID	1970-1972		22045
5.7L V8 350 CID	1992-1993	Base; Exc.Heavy Duty Cooling	22145	INVICTA			
5.7L V8 350 CID	1992-1993	Heavy Duty Cooling	22145	6.6L V8 6572cc 401 CID	1959-1962		22045
5.7L V8 350 CID	1994	Heavy Duty Cooling	22045	LESABRE			
5.7L V8 350 CID	1995-1996	Base; Heavy Duty Cooling	22045	3.8L V6 231 CID	1976-1977		22043
ELECTRA				3.8L V6 3800cc 231 CID	1977-1979		22043
4.1L V6 252 CID	1980-1984	Limited, Park Avenue; non-thermal	21049	3.8L V6 3800cc 231 CID	1980	Base, Limited, Sport	22043
4.1L V6 252 CID	1980-1984	Limited, Park Avenue; Thermal	22049	3.8L V6 3800cc 231 CID	1981	Base, Limited, Sport; Exc.Air Cond, non-thermal	21049
4.9L V8 301 CID	1980	Estate Wagon; For A/C Belt, non-thermal	21049	3.8L V6 3800cc 231 CID	1981	Base, Limited, Sport; For A/C Belt	22043
4.9L V8 301 CID	1980	Estate Wagon; Exc.Air Cond	22043	3.8L V6 3800cc 231 CID	1981	Base, Limited, Sport; Exc.Air Cond, Thermal	22049
4.9L V8 301 CID	1980	Estate Wagon; For A/C Belt, Thermal	22049	3.8L V6 3800cc 231 CID	1982	Custom, Limited, Limited Edition F/E; non-thermal	21049
5.0L V8 307 CID	1981	Estate Wagon, Limited, Park Avenue; non-thermal, Stamped #OS	21049	3.8L V6 3800cc 231 CID	1982	Custom, Limited, Limited Edition F/E; Thermal	22049
5.0L V8 307 CID	1981	Estate Wagon, Limited, Park Avenue; non-thermal, Stamped #OS,OJ	21049	3.8L V6 3800cc 231 CID	1983-1984	Custom, Limited; non-thermal	21049
5.0L V8 307 CID	1981	Estate Wagon, Limited, Park Avenue; Code OM	22045	3.8L V6 3800cc 231 CID	1983-1984	Custom, Limited; Thermal	22049
5.0L V8 307 CID	1981	Estate Wagon, Limited, Park Avenue; Code OJ,OS, Thermal	22049	3.8L V6 3800cc 231 CID	1985	Collector's Edition, Custom, Limited; non-thermal, Stamped #TS	21049
5.0L V8 307 CID	1982-1984	Estate Wagon, Limited, Park Avenue; Drive Ratio 2.73, non-thermal	21049	3.8L V6 3800cc 231 CID	1985	Collector's Edition, Custom, Limited; Thermal	22049
5.0L V8 307 CID	1982-1984	Estate Wagon, Limited, Park Avenue; Drive Ratio 3.08, Drive Ratio 3.23	22045	4.1L V6 252 CID	1980	Base, Limited	22043
5.0L V8 307 CID	1982-1984	Estate Wagon, Limited, Park Avenue; Drive Ratio 2.73, Thermal	22049	4.1L V6 252 CID	1981	Base, Limited, Sport	22043
5.0L V8 307 CID	1985-1989	Estate Wagon; non-thermal, Stamped #OJ,OL	21049	4.1L V6 252 CID	1982	Custom, Limited, Limited Edition F/E; non-thermal	21049
5.0L V8 307 CID	1985-1989	Estate Wagon; Thermal	22049	4.1L V6 252 CID	1982	Custom, Limited, Limited Edition F/E; Thermal	22049
5.7L V8 350 CID	1977		22043	4.1L V6 252 CID	1983-1984	Custom, Limited; non-thermal	21049
5.7L V8 350 CID	1981-1983	Estate Wagon, Limited, Park Avenue; Exc.Heavy Duty Cooling, non-thermal	21049	4.1L V6 252 CID	1983-1984	Custom, Limited; Thermal	22049
5.7L V8 350 CID	1981-1983	Estate Wagon, Limited, Park Avenue; Heavy Duty Cooling	22045	4.9L V8 300 CID	1965		22043
5.7L V8 350 CID	1981-1983	Estate Wagon, Limited, Park Avenue; Exc.Heavy Duty Cooling, Thermal	22049	4.9L V8 301 CID	1977-1979		22043
5.7L V8 350 CID	1984	Estate Wagon; Exc.Heavy Duty Cooling, non-thermal	21049	4.9L V8 301 CID	1980	Base, Limited; For A/C Belt, non-thermal	21049
5.7L V8 350 CID	1984-1985	Estate Wagon; Heavy Duty Cooling	22045	4.9L V8 301 CID	1980	Base, Limited; Exc.Air Cond	22043
5.7L V8 350 CID	1984-1985	Estate Wagon; Exc.Heavy Duty Cooling, Thermal	22049	4.9L V8 301 CID	1980	Base, Limited; For A/C Belt, Thermal	22049
5.7L V8 350 CID	1985	Estate Wagon; Exc.Heavy Duty Cooling, non-thermal, Stamped #OJ,OL	21049	4.9L V8 4917cc 300 CID	1964-1965		22043
6.6L V8 403 CID	1977-1979		22045	5.0L V8 305 CID	1978		22043
6.6L V8 6572cc 401 CID	1959-1966		22045	5.0L V8 307 CID	1981	Base, Limited, Sport; non-thermal, Stamped #OS	21049
7.0L V8 6966cc 425 CID	1964-1966		22045	5.0L V8 307 CID	1981	Base, Limited, Sport; non-thermal, Stamped #OS,OJ	21049
7.0L V8 7047cc 430 CID	1967-1969		22045	5.0L V8 307 CID	1981	Base, Limited, Sport; Code OM	22045
7.5L V8 455 CID	1975-1976		22043	5.0L V8 307 CID	1981	Base, Limited, Sport; Code OJ,OS, Thermal	22049
7.5L V8 7456cc 455 CID	1970-1974		22043	5.0L V8 307 CID	1981	Base, Limited, Sport; Code OS, Thermal	22049
ESTATE WAGON				5.0L V8 307 CID	1982	Custom, Limited, Limited Edition F/E; Drive Ratio 2.73, non-thermal	21049
4.9L V8 301 CID	1980	Base; For A/C Belt, non-thermal	21049	5.0L V8 307 CID	1982	Custom, Limited, Limited Edition F/E; Drive Ratio 3.08, Drive Ratio 3.23	22045
4.9L V8 301 CID	1980	Base; Exc.Air Cond	22043	5.0L V8 307 CID	1982	Custom, Limited, Limited Edition F/E; Drive Ratio 2.73, Thermal	22049
4.9L V8 301 CID	1980	Base; For A/C Belt, Thermal	22049	5.0L V8 307 CID	1983-1984	Custom, Limited; Drive Ratio 2.73, non-thermal	21049
4.9L V8 4917cc 300 CID	1964		22043	5.0L V8 307 CID	1983-1984	Custom, Limited; Drive Ratio 3.08, Drive Ratio 3.23	22045
5.0L V8 307 CID	1981	Base; non-thermal, Stamped #OS	21049	5.0L V8 307 CID	1983-1984	Custom, Limited; Drive Ratio 2.73, Thermal	22049
5.0L V8 307 CID	1981	Base; non-thermal, Stamped #OS,OJ	21049	5.0L V8 307 CID	1985	Collector's Edition, Custom, Estate Wagon, Limited; non-thermal, Stamped #OJ,OL	21049
5.0L V8 307 CID	1981	Base; Code OM	22045	5.0L V8 307 CID	1985	Collector's Edition, Custom, Estate Wagon, Limited; Thermal	22049
5.0L V8 307 CID	1981	Base; Code OJ,OS, Thermal	22049	5.0L V8 307 CID	1986-1987	Estate Wagon; non-thermal, Stamped #OJ,OL	21049
5.0L V8 307 CID	1981	Base; Code OS, Thermal	22049	5.0L V8 307 CID	1986-1987	Estate Wagon; Code OM	22045
5.0L V8 307 CID	1982-1983	Base; Drive Ratio 2.73, non-thermal	21049	5.0L V8 307 CID	1986-1987	Estate Wagon; Code OJ,OL, Thermal	22049
5.0L V8 307 CID	1982-1983	Base; Drive Ratio 3.08, Drive Ratio 3.23	22045	5.0L V8 307 CID	1988-1990	Estate Wagon; Drive Ratio 2.94, non-thermal	21049
5.0L V8 307 CID	1982-1983	Base; Drive Ratio 2.73, Thermal	22049	5.0L V8 307 CID	1988-1990	Estate Wagon; Drive Ratio 3.23	22045
5.7L V8 350 CID	1977-1979		22043				

FAN CLUTCHES

Engine	Years	Application Description	USMW	Engine	Years	Application Description	USMW
BUICK (cont'd.)				BUICK (cont'd.)			
LESABRE (cont'd.)				REGAL (cont'd.)			
5.0L V8 307 CID	1988-1990	Estate Wagon; Drive Ratio 2.94, Thermal	22049	4.3L V6 260 CID	1982-1983	Base, Limited; Heavy Duty Cooling, Thermal	22049
5.6L V8 340 CID	1967	non-thermal	21043	4.3L V6 260 CID	1984	Base, Limited; non-thermal	21049
5.6L V8 5573cc 340 CID	1967	non-thermal	21043	4.3L V6 260 CID	1984	Base, Limited; Thermal	22049
5.7L V8 350 CID	1975-1979		22043	4.3L V8 265 CID	1980	Base, Limited	22045
5.7L V8 350 CID	1981	Base, Limited, Sport; Exc.Heavy Duty Cooling, non-thermal	21049	4.3L V8 265 CID	1981	Base, Limited; For A/C Belt, Heavy Duty Cooling, non-thermal	21049
5.7L V8 350 CID	1981	Base, Limited, Sport; Heavy Duty Cooling	22045	4.3L V8 265 CID	1981	Base, Limited; Exc.Air Cond	22043
5.7L V8 350 CID	1981	Base, Limited, Sport; Exc.Heavy Duty Cooling, Thermal	22049	4.3L V8 265 CID	1981	Base, Limited; Exc.Heavy Duty Cooling, For A/C Belt	22045
5.7L V8 350 CID	1982	Custom, Limited, Limited Edition F/E; Exc.Heavy Duty Cooling, non-thermal	21049	4.3L V8 265 CID	1981	Base, Limited; For A/C Belt, Heavy Duty Cooling, Thermal	22049
5.7L V8 350 CID	1982	Custom, Limited, Limited Edition F/E; Heavy Duty Cooling	22045	4.9L V8 301 CID	1979		22043
5.7L V8 350 CID	1982	Custom, Limited, Limited Edition F/E; Exc.Heavy Duty Cooling, Thermal	22049	4.9L V8 301 CID	1980	Base, Limited; For A/C Belt, non-thermal	21049
5.7L V8 350 CID	1982	Custom, Limited; Exc.Heavy Duty Cooling, non-thermal	21049	4.9L V8 301 CID	1980	Base, Limited; Exc.Air Cond	22043
5.7L V8 350 CID	1983-1984	Custom, Limited; Heavy Duty Cooling	22045	4.9L V8 301 CID	1980	Base, Limited; For A/C Belt, Thermal	22049
5.7L V8 350 CID	1983-1984	Custom, Limited; Exc.Heavy Duty Cooling, Thermal	22049	5.0L V8 305 CID	1977-1979		22043
5.7L V8 350 CID	1983-1984	Custom, Limited; Heavy Duty Cooling	22045	5.0L V8 305 CID	1980	Base, Limited; Exc.Air Cond	22043
5.7L V8 350 CID	1983-1984	Custom, Limited; Exc.Heavy Duty Cooling, Thermal	22049	5.0L V8 305 CID	1980	Base, Limited; Exc.Heavy Duty Cooling, For A/C Belt	22045
5.7L V8 350 CID	1985	Collector's Edition, Custom, Estate Wagon, Limited; Exc.Heavy Duty Cooling, non-thermal, Stamped #BP,BN,BR	21049	5.0L V8 305 CID	1980	Base, Limited; For A/C Belt, Heavy Duty Cooling	22045
5.7L V8 350 CID	1985	Collector's Edition, Custom, Estate Wagon, Limited; Exc.Heavy Duty Cooling, non-thermal, Stamped #OJ,OL	21049	5.0L V8 307 CID	1986-1987	Base, Limited; non-thermal	21049
5.7L V8 350 CID	1985	Collector's Edition, Custom, Estate Wagon, Limited; Exc.Heavy Duty Cooling, non-thermal, Stamped #OJ,OL	21049	5.0L V8 307 CID	1986-1987	Base, Limited; Thermal	22049
5.7L V8 350 CID	1985	Collector's Edition, Custom, Estate Wagon, Limited; Heavy Duty Cooling	22045	5.7L V8 350 CID	1975-1977		22043
5.7L V8 350 CID	1985	Collector's Edition, Custom, Estate Wagon, Limited; Code BN,BP,BR, Exc.Heavy Duty Cooling, Thermal	22049	5.7L V8 350 CID	1982-1983	Base, Estate Wagon, Limited; Exc.Heavy Duty Cooling, non-thermal	21049
5.7L V8 350 CID	1985	Collector's Edition, Custom, Estate Wagon, Limited; Code OJ,OL, Exc.Heavy Duty Cooling, Thermal	22049	5.7L V8 350 CID	1982-1983	Base, Estate Wagon, Limited; Heavy Duty Cooling	22045
5.7L V8 5736cc 350 CID	1968-1974		22043	5.7L V8 350 CID	1982-1983	Base, Estate Wagon, Limited; Exc.Heavy Duty Cooling, Thermal	22049
6.6L V8 400 CID	1975		22045	5.7L V8 350 CID	1985	Base; Exc.Heavy Duty Cooling, non-thermal, Stamped #OS	21049
6.6L V8 403 CID	1977-1978		22045	5.7L V8 350 CID	1985	Base; Heavy Duty Cooling	22045
6.6L V8 6572cc 401 CID	1962-1964		22045	5.7L V8 350 CID	1985	Base; Exc.Heavy Duty Cooling, Thermal	22049
7.0L V8 6966cc 425 CID	1964		22045	5.7L V8 350 CID	1985		22043
7.5L V8 455 CID	1975-1976		22043	5.7L V8 350 CID	1985		22043
7.5L V8 7456cc 455 CID	1970-1974		22043	5.7L V8 7456cc 455 CID	1973-1974		22043
RAINIER				RIVIERA			
4.2L L6 256 CID	2004-2005	CXL, CXL Plus	22310	3.8L V6 3800cc 231 CID	1979		22043
4.2L L6 256 CID	2006-2007	CXL	22310	3.8L V6 3800cc 231 CID	1980	Base, S	22043
5.3L V8 5328cc 325 CID	2004-2005	CXL, CXL Plus	22310	3.8L V6 3800cc 231 CID	1981	Base, T-Type; Exc.Air Cond, non-thermal	21049
5.3L V8 5328cc 325 CID	2006-2007	CXL	22310	3.8L V6 3800cc 231 CID	1981	Base, T-Type; For A/C Belt	22043
REGAL				3.8L V6 3800cc 231 CID	1981	Base, T-Type; Exc.Air Cond, Thermal	22049
3.2L V6 196 CID	1978-1979		22043	3.8L V6 3800cc 231 CID	1982-1983	T-Type; non-thermal	21049
3.8L V6 231 CID	1975-1977		22043	3.8L V6 3800cc 231 CID	1982-1983	T-Type; Thermal	22049
3.8L V6 231 CID	1979		22043	3.8L V6 3800cc 231 CID	1984	Base, Luxury, T-Type; non-thermal	21049
3.8L V6 3800cc 231 CID	1978-1979		22043	3.8L V6 3800cc 231 CID	1984-1985	Base, Luxury, T-Type; Thermal	22049
3.8L V6 3800cc 231 CID	1980	Base, Limited, Sport	22043	3.8L V6 3800cc 231 CID	1985	Base, Luxury, T-Type; non-thermal, Stamped #TT,TU	21049
3.8L V6 3800cc 231 CID	1981	Base, Limited, Sport; Exc.Air Cond, non-thermal	21049	4.1L V6 252 CID	1981	Base, T-Type	22043
3.8L V6 3800cc 231 CID	1981	Base, Limited, Sport; For A/C Belt	22043	4.1L V6 252 CID	1982	Base, Limited Edition; non-thermal	21049
3.8L V6 3800cc 231 CID	1981	Base, Limited, Sport; Exc.Air Cond, Thermal	22049	4.1L V6 252 CID	1982	Base, Limited Edition; Thermal	22049
3.8L V6 3800cc 231 CID	1982	Base, Estate Wagon, Limited, Sport; non-thermal	21049	4.1L V6 252 CID	1983	Base, Luxury, XX Anniversary Edition; non-thermal	21049
3.8L V6 3800cc 231 CID	1982	Base, Estate Wagon, Limited, Sport; Thermal	22049	4.1L V6 252 CID	1983	Base, Luxury, XX Anniversary Edition; Thermal	22049
3.8L V6 3800cc 231 CID	1983	Base, Estate Wagon, Limited, T-Type; non-thermal	21049	4.1L V6 252 CID	1984	Base, Luxury; non-thermal	21049
3.8L V6 3800cc 231 CID	1983	Base, Estate Wagon, Limited, T-Type; Thermal	22049	4.1L V6 252 CID	1984	Base, Luxury; Thermal	22049
3.8L V6 3800cc 231 CID	1984	Base, Grand National, Limited, T-Type; non-thermal	21049	5.0L V8 307 CID	1980	Base, S	22045
3.8L V6 3800cc 231 CID	1984-1985	Base, Grand National, Limited, T-Type; Thermal	22049	5.0L V8 307 CID	1981	Base, T-Type; non-thermal, Stamped #OS	21049
3.8L V6 3800cc 231 CID	1985	Grand National, T-Type; non-thermal	21049	5.0L V8 307 CID	1981	Base, T-Type; non-thermal, Stamped #OS,OJ	21049
3.8L V6 3800cc 231 CID	1985-1987	Base, Limited; non-thermal, Stamped #TT,TU	21049	5.0L V8 307 CID	1981	Base, T-Type; Code OM	22045
3.8L V6 3800cc 231 CID	1986-1987	Base, Limited; Thermal	22049	5.0L V8 307 CID	1981	Base, T-Type; Code OJ,OS, Thermal	22049
4.1L V6 252 CID	1982	Base, Estate Wagon, Limited, Limited Turbo; non-thermal	21049	5.0L V8 307 CID	1982	Base, T-Type; Code OS, Thermal	22049
4.1L V6 252 CID	1982	Base, Estate Wagon, Limited, Limited Turbo; Thermal	22049	5.0L V8 307 CID	1982	Base, Limited Edition; non-thermal	21049
4.1L V6 252 CID	1983	Base, Estate Wagon, Limited; non-thermal	21049	5.0L V8 307 CID	1982	Base, Limited Edition; Thermal	22049
4.1L V6 252 CID	1983	Base, Estate Wagon, Limited; Thermal	22049	5.0L V8 307 CID	1983	Base, Luxury, XX Anniversary Edition; non-thermal	21049
4.1L V6 252 CID	1984	Base, Limited; non-thermal	21049	5.0L V8 307 CID	1983	Base, Luxury, XX Anniversary Edition; Thermal	22049
4.1L V6 252 CID	1984	Base, Limited; Thermal	22049	5.0L V8 307 CID	1984	Base, Luxury; non-thermal	21049
4.3L V6 260 CID	1982-1983	Base, Limited; Exc.Heavy Duty Cooling, non-thermal	21049	5.0L V8 307 CID	1984-1985	Base, Luxury; Thermal	22049
4.3L V6 260 CID	1982-1983	Base, Limited; Heavy Duty Cooling, non-thermal	21049	5.0L V8 307 CID	1985	Base, Luxury; non-thermal, Stamped #OJ,OL	21049
4.3L V6 260 CID	1982-1983	Base, Limited; Exc.Heavy Duty Cooling, Thermal	22049	5.7L V8 350 CID	1977-1979		22043
				5.7L V8 350 CID	1980	Base, S	22041
				5.7L V8 350 CID	1981	Base; Exc.Heavy Duty Cooling, non-thermal	21049
				5.7L V8 350 CID	1981	Base; Heavy Duty Cooling	22045
				5.7L V8 350 CID	1981	Base; Exc.Heavy Duty Cooling, Thermal	22049
				5.7L V8 350 CID	1982	Base, Limited Edition; Exc.Heavy Duty Cooling, non-thermal	21049
				5.7L V8 350 CID	1982	Base, Limited Edition; Heavy Duty Cooling	22045

Engine	Years	Application Description	USMW	Engine	Years	Application Description	USMW
BUICK (cont'd.)				CADILLAC (cont'd.)			
RIVIERA (cont'd.)				COMMERCIAL CHASSIS (cont'd.)			
5.7L V8 350 CID	1982	Base, Limited Edition; Exc.Heavy Duty Cooling, Thermal	22049	6.0L V8 368 CID	1981-1984	Base	22041
5.7L V8 350 CID	1983	Base, Luxury, XX Anniversary Edition; Exc.Heavy Duty Cooling, non-thermal	21049	7.0L V8 425 CID	1977-1979		22041
5.7L V8 350 CID	1983	Base, Luxury, XX Anniversary Edition; Heavy Duty Cooling	22045	DEVILLE			
5.7L V8 350 CID	1983	Base, Luxury, XX Anniversary Edition; Exc.Heavy Duty Cooling, Thermal	22049	4.1L V6 252 CID	1980-1981	Base, Cabriolet, d'Elegance	22041
5.7L V8 350 CID	1984-1985	Base, Luxury; Exc.Heavy Duty Cooling, non-thermal	21049	4.1L V6 252 CID	1982	Base, Cabriolet, d'Elegance; Code KC	22041
5.7L V8 350 CID	1984-1985	Base, Luxury; Heavy Duty Cooling	22045	4.1L V6 252 CID	1982	Base, Cabriolet, d'Elegance; Code KM	22043
5.7L V8 350 CID	1984-1985	Base, Luxury; Exc.Heavy Duty Cooling, Thermal	22049	4.1L V8 250 CID	1982-1983	Base, Cabriolet, d'Elegance	22045
6.6L V8 403 CID	1977-1978		22045	4.1L V8 250 CID	1984	Base, Cabriolet, d'Elegance	22026
6.6L V8 6572cc 401 CID	1963-1965		22045	5.7L V8 350 CID	1979		22041
7.0L V8 425 CID	1965-1966		22045	5.7L V8 350 CID	1980-1981	Base, Cabriolet, d'Elegance	22043
7.0L V8 430 CID	1968-1969		22045	5.7L V8 350 CID	1982	Base, Cabriolet, d'Elegance; non-thermal	21049
7.0L V8 6966cc 425 CID	1963-1966		22045	5.7L V8 350 CID	1982	Base, Cabriolet, d'Elegance; Thermal	22049
7.0L V8 7047cc 430 CID	1967-1969		22045	5.7L V8 350 CID	1983	Base, Cabriolet, d'Elegance; non-thermal, Stamped #MA	21049
7.5L V8 455 CID	1971		22043	5.7L V8 350 CID	1983	Base, Cabriolet, d'Elegance; Code KX	22043
7.5L V8 455 CID	1975-1976		22043	5.7L V8 350 CID	1983	Base, Cabriolet, d'Elegance; Code MA, Thermal	22049
7.5L V8 7456cc 455 CID	1970-1974		22043	5.7L V8 350 CID	1984	Base, Cabriolet, d'Elegance	22043
ROADMASTER				6.0L V8 368 CID	1980	Base, Cabriolet, d'Elegance	22043
5.7L V8 350 CID	1992-1993	Base, Estate Wagon, Limited	22145	6.0L V8 368 CID	1981	Base, Cabriolet, d'Elegance	22042
5.7L V8 350 CID	1994-1995	Base, Estate Wagon, Limited; Heavy Duty Cooling	22045	7.0L V8 425 CID	1977-1979		22041
5.7L V8 350 CID	1996	Collector's Edition, Estate Wagon Collector's Edition, Limited Collector's Edition; Heavy Duty Cooling	22045	7.0L V8 7031cc 429 CID	1984-1967		22045
SKYHAWK				7.7L V8 472 CID	1968-1974		22045
3.8L V6 231 CID	1975-1978		22042	7.7L V8 7735cc 472 CID	1968-1974		22045
3.8L V6 3800cc 231 CID	1978-1979		22042	8.2L V8 500 CID	1975-1976		22045
3.8L V6 3800cc 231 CID	1980	Base, Designers' Accent Edition, Road Hawk, S	22043	ELDORADO			
SKYLARK				4.1L V6 252 CID	1981	Base, Biarritz, Brougham d'Elegance, Cabriolet; non-thermal	21049
3.7L V6 3687cc 225 CID	1964-1967	non-thermal	21043	4.1L V6 252 CID	1981	Base, Biarritz, Brougham d'Elegance, Cabriolet; Thermal	22049
3.8L V6 231 CID	1975-1977		22043	4.1L V6 252 CID	1982	Base, Biarritz, Cabriolet, Touring; non-thermal	21049
3.8L V6 3800cc 231 CID	1978-1979		22043	4.1L V6 252 CID	1982	Base, Biarritz, Cabriolet, Touring; Thermal	22049
4.1L L6 4097cc 250 CID	1968-1971		22043	4.1L V8 250 CID	1982-1985	Base, Biarritz, Cabriolet, Touring	22045
4.1L L6 4098cc 250 CID	1968-1971		22043	5.7L V8 350 CID	1979		22041
4.3L V8 260 CID	1975-1976		22045	5.7L V8 350 CID	1980	Base, Biarritz, Cabriolet	22043
4.9L V8 301 CID	1977		22043	5.7L V8 350 CID	1981	Base, Biarritz, Brougham d'Elegance, Cabriolet	22043
4.9L V8 4917cc 300 CID	1964-1967		22043	5.7L V8 350 CID	1982-1983	Base, Biarritz, Cabriolet, Touring; non-thermal	21049
5.0L V8 305 CID	1977-1979		22043	5.7L V8 350 CID	1982-1983	Base, Biarritz, Cabriolet, Touring; Thermal	22049
5.6L V8 5573cc 340 CID	1966-1967	non-thermal	21043	5.7L V8 350 CID	1984-1985	Base, Cabriolet, Touring; non-thermal	21049
5.7L V8 350 CID	1970		22043	5.7L V8 350 CID	1984-1985	Base, Cabriolet, Touring; Thermal	22049
5.7L V8 350 CID	1972		22043	6.0L V8 368 CID	1980	Base, Biarritz, Cabriolet	22043
5.7L V8 350 CID	1975-1979		22043	6.0L V8 368 CID	1981	Base, Biarritz, Brougham d'Elegance, Cabriolet	22043
5.7L V8 5736cc 350 CID	1968-1972		22043	7.0L V8 425 CID	1977-1978		22041
6.6L V8 401 CID	1965-1966		22045	7.0L V8 429 CID	1964		22045
7.5L V8 7456cc 455 CID	1970-1971		22043	7.0L V8 7031cc 429 CID	1964-1967		22045
SPECIAL				8.2L V8 500 CID	1970-1976		22045
4.1L L6 4097cc 250 CID	1968	non-thermal	21011	8.2L V8 8193cc 500 CID	1970-1974		22045
4.1L L6 4097cc 250 CID	1968	Thermal	22011	8.2L V8 8195cc 500 CID	1972-1974		22045
4.1L L6 4097cc 250 CID	1969		22043	ESCALADE			
4.1L L6 4098cc 250 CID	1968	non-thermal	21011	5.3L V8 5328cc 325 CID	2002-2004	Base; Manual Temperature Controls	22157
4.1L L6 4098cc 250 CID	1968	Thermal	22011	5.3L V8 5328cc 325 CID	2002-2004	Base; Automatic Temperature Controls	22158
4.1L L6 4098cc 250 CID	1969		22043	5.3L V8 5328cc 325 CID	2005	Base	22158
4.1L L6 4098cc 250 CID	1969		22043	5.7L V8 350 CID	1999-2000	Base; For A/C Belt	22158
4.9L V8 4917cc 300 CID	1964-1967		22043	5.7L V8 350 CID	1999-2000	Base; Exc.Air Cond	22162
5.7L V8 5736cc 350 CID	1968-1969		22043	6.0L V8 5967cc 364 CID	2002-2006	Base	22158
WILDCAT				ESCALADE ESV			
6.6L V8 401 CID	1965-1966		22045	6.0L V8 5967cc 364 CID	2003-2006	Base	22158
6.6L V8 6572cc 401 CID	1963-1966		22045	ESCALADE EXT			
7.0L V8 425 CID	1965-1966		22045	6.0L V8 5967cc 364 CID	2002-2006	Base	22158
7.0L V8 430 CID	1967-1969		22045	FLEETWOOD			
7.0L V8 6966cc 425 CID	1964-1966		22045	4.1L V6 252 CID	1980-1982	Brougham, Brougham d'Elegance	22041
7.0L V8 7047cc 430 CID	1967-1969		22045	4.1L V8 250 CID	1982-1983	Brougham, Brougham d'Elegance	22045
7.5L V8 455 CID	1970		22045	4.1L V8 250 CID	1984-1985	Brougham, Brougham d'Elegance	22026
7.5L V8 7456cc 455 CID	1970		22045	5.0L V8 307 CID	1986	Brougham, Brougham d'Elegance; non-thermal, Stamped #TS	21049
CADILLAC				5.0L V8 307 CID	1986	Brougham, Brougham d'Elegance; Code KX	22043
BROUGHAM				5.0L V8 307 CID	1986	Brougham, Brougham d'Elegance; Code TS, Thermal	22049
5.0L V8 305 CID	1991-1992	Base, d'Elegance	22145	5.7L V8 350 CID	1979		22041
5.0L V8 307 CID	1988-1990	Base, d'Elegance	22043	5.7L V8 350 CID	1980-1981	Brougham, Brougham d'Elegance	22042
5.7L V8 350 CID	1990-1992	Base, d'Elegance	22145	5.7L V8 350 CID	1982-1985	Brougham, Brougham d'Elegance	22043
CALAIS				5.7L V8 350 CID	1993	Base, Brougham	22145
7.0L V8 7031cc 429 CID	1965-1967		22045	5.7L V8 350 CID	1994-1996	Base, Brougham	22045
7.7L V8 472 CID	1968-1974		22045	6.0L V8 368 CID	1980	Base, Brougham, Brougham d'Elegance, Formal	22043
7.7L V8 7735cc 472 CID	1968-1974		22045	6.0L V8 368 CID	1981	Base, Brougham, Brougham d'Elegance, Formal	22042
8.2L V8 500 CID	1975-1976		22045	6.0L V8 368 CID	1982	Base	22041
COMMERCIAL CHASSIS							
5.7L V8 350 CID	1992-1993	Brougham	22145				
5.7L V8 350 CID	1994-1996	Base, Brougham	22045				
6.0L V8 368 CID	1980	Base	22043				

FAN CLUTCHES

Engine	Years	Application Description	USMW	Engine	Years	Application Description	USMW
CADILLAC (cont'd.)				CHEVROLET (cont'd.)			
FLEETWOOD (cont'd.)				AVALANCHE 1500 (cont'd.)			
6.0L V8 368 CID	1982	Formal	22042	5.3L V8 5328cc 325 CID	2005	Base, LS, LT, Z66, Z71	22158
6.0L V8 368 CID	1983-1984	Base, Formal	22042	5.3L V8 5328cc 325 CID	2006	LS, LT, Z66, Z71	22158
7.0L V8 425 CID	1977-1979		22041	AVALANCHE 2500			
7.0L V8 7031cc 429 CID	1965-1967	60 Special, 75	22026	8.1L V8 496 CID	2002-2004	Base	22158
7.7L V8 472 CID	1968-1970	60 Special, 75	22045	8.1L V8 496 CID	2005-2006	LS, LT	22158
7.7L V8 472 CID	1971-1974	75	22045	B7			
7.7L V8 7735cc 472 CID	1968-1970	60 Special, 75	22045	6.0L V8 366 CID	1993-1998		22619
7.7L V8 7735cc 472 CID	1971-1974	75	22045	7.0L V8 6998cc 427 CID	1994-1998		22619
8.2L V8 500 CID	1975	75	22045	7.4L V8 454 CID	1999-2000	B7T042	22631
8.2L V8 500 CID	1976	75, Brougham	22045	B60			
SERIES 60 FLEETWOOD				6.0L V8 366 CID	1983-1991	B6P042	22603
7.0L V8 7031cc 429 CID	1964	non-thermal	21016	BEL AIR			
SEVILLE				3.8L L6 3769cc 230 CID	1963-1965	Base; non-thermal	21016
4.1L V6 252 CID	1981	Base, Elegante	22043	3.8L L6 3769cc 230 CID	1965		22038
4.1L V6 252 CID	1982	Base, Elegante; non-thermal	21049	3.8L L6 3852cc 235 CID	1955-1962	Base; non-thermal	21016
4.1L V6 252 CID	1982	Base, Elegante; Thermal	22049	4.1L L6 250 CID	1968-1969	Base; non-thermal	21016
4.1L V8 250 CID	1982-1985	Base, Elegante	22045	4.1L L6 4097cc 250 CID	1965-1969	Base; non-thermal	21016
5.7L V8 350 CID	1977-1979		22041	4.1L L6 4098cc 250 CID	1965-1969	Base; non-thermal	21016
5.7L V8 350 CID	1980-1981	Base, Elegante	22043	4.3L L6 4278cc 261 CID	1959-1960	Base; non-thermal	21016
5.7L V8 350 CID	1982-1985	Base, Elegante; non-thermal	21049	4.3L V8 265 CID	1955-1957	Nomad; non-thermal	21016
5.7L V8 350 CID	1982-1985	Base, Elegante; Thermal	22049	4.3L V8 4343cc 265 CID	1955-1957	Base; non-thermal	21016
6.0L V8 368 CID	1980-1981	Base, Elegante	22043	4.6L V8 283 CID	1957	Nomad; non-thermal	21016
SRX				4.6L V8 4638cc 283 CID	1957-1967	Base; non-thermal	21016
3.6L V6 3564cc 217 CID	2004-2006	Base	22632	5.3L V8 5272cc 322 CID	1959	Base; non-thermal	21016
4.6L V8 281 CID	2004-2009	Base	22632	5.3L V8 5358cc 327 CID	1962-1969	Base; non-thermal	21016
STS				5.7L V8 350 CID	1969	Base; non-thermal	21016
3.6L V6 3564cc 217 CID	2005-2006	Base	22632	5.7L V8 5704cc 348 CID	1958-1961	Base; non-thermal	21016
4.6L V8 281 CID	2005-2007	Base	22632	5.7L V8 5736cc 350 CID	1969	Base; non-thermal	21016
4.6L V8 281 CID	2008-2009	Base, Platinum	22632	6.5L V8 396 CID	1968-1969	Base; non-thermal	21016
4.6L V8 281 CID	2010	Base	22632	6.5L V8 396 CID	1969		22045
CHECKER				6.5L V8 6489cc 396 CID	1965-1969	Base; non-thermal	21016
DELUXE				6.5L V8 6489cc 396 CID	1969		22045
5.3L V8 5358cc 327 CID	1969	Base; non-thermal	21016	6.6L V8 400 CID	1970-1971		22045
MARATHON				6.6L V8 402 CID	1971		22045
5.3L V8 5358cc 327 CID	1965-1966	Base, Town Custom; non-thermal	21016	6.6L V8 6555cc 400 CID	1970-1971		22045
5.3L V8 5358cc 327 CID	1967	Base; non-thermal	21016	6.6L V8 6556cc 400 CID	1970-1971		22045
CHEVROLET				6.6L V8 6588cc 402 CID	1970-1971		22045
ASTRO				6.7L V8 6704cc 409 CID	1961-1965	Base; non-thermal	21016
2.5L L4 2474cc 151 CID	1985	Base, CL, CS; For A/C Belt	22013	7.0L V8 427 CID	1968-1969	Base; non-thermal	21016
2.5L L4 2474cc 151 CID	1986	Base; For A/C Belt	22013	7.0L V8 427 CID	1969		22045
2.5L L4 2474cc 151 CID	1987	Base; For A/C Belt	22179	7.0L V8 6997cc 427 CID	1963	Base; non-thermal	21016
2.5L L4 2474cc 151 CID	1988-1990	Base; For A/C Belt	22147	7.0L V8 6998cc 427 CID	1966-1969	Base; non-thermal	21016
4.3L V6 262 CID	1985-1986	Base, CL, CS; Exc.Air Cond	22026	7.0L V8 6998cc 427 CID	1969		22045
4.3L V6 262 CID	1985-1986	Base, CL, CS; Exc.Drive Ratio 3.73, For A/C Belt	22026	7.4L V8 454 CID	1970-1975		22045
4.3L V6 262 CID	1985-1986	Base, CL, CS; Drive Ratio 3.73, For A/C Belt	22145	7.4L V8 7439cc 454 CID	1970-1974		22045
4.3L V6 262 CID	1987	Base, CL, CS, LT; Exc.Drive Ratio 3.73, For A/C Belt	22142	7.4L V8 7441cc 454 CID	1970-1974		22045
4.3L V6 262 CID	1987	Base, CL, CS, LT; Drive Ratio 3.73, For A/C Belt	22145	BISCAYNE			
4.3L V6 262 CID	1987-1989	Base, CL, CS, LT; Exc.Air Cond	22153	3.8L L6 3769cc 230 CID	1963-1964	non-thermal	21016
4.3L V6 262 CID	1988-1989	Base, CL, CS, LT; Code HE,NP, For A/C Belt	22142	3.8L L6 3852cc 235 CID	1958-1962	non-thermal	21016
4.3L V6 262 CID	1988-1989	Base, CL, CS, LT; Code HV,NK, For A/C Belt	22145	4.1L L6 4097cc 250 CID	1965-1968	non-thermal	21016
4.3L V6 262 CID	1990-1991	Base, CL, CS, LT; Code GK,HE,SS	22142	4.1L L6 4098cc 250 CID	1965-1968	non-thermal	21016
4.3L V6 262 CID	1990-1991	Base, CL, CS, LT; Code DH	22145	4.6L V8 283 CID	1960	non-thermal	21016
4.3L V6 262 CID	1990-1991	Base, CL, CS, LT; Code HV,NK	22145	4.6L V8 4638cc 283 CID	1958-1967	non-thermal	21016
4.3L V6 262 CID	1990-1991	Base, CL, CS, LT; Code NH	22153	5.3L V8 5358cc 327 CID	1962-1969	non-thermal	21016
4.3L V6 262 CID	1992	Base; Code GK,HE,SS	22142	5.7L V8 348 CID	1960	non-thermal	21016
4.3L V6 262 CID	1992	CL, CS, LT; (Z); Code GK,HE,SS	22142	5.7L V8 5704cc 348 CID	1958-1961	non-thermal	21016
4.3L V6 262 CID	1992-1994	Base, CL, CS, LT; (W)	22145	6.5L V8 396 CID	1968	non-thermal	21016
4.3L V6 262 CID	1992-1994	Base, CL, CS, LT; (Z); Code HV,NK	22145	6.5L V8 6489cc 396 CID	1965-1968	non-thermal	21016
4.3L V6 262 CID	1992-1994	Base, CL, CS, LT; (Z); Code NH	22153	6.6L V8 400 CID	1970-1972		22045
4.3L V6 262 CID	1993-1994	Base, CL, CS, LT; (Z); Code GK,HE,SS	22142	6.6L V8 402 CID	1971-1972		22045
4.3L V6 262 CID	1995	Base, CL, CS, LT	22145	6.6L V8 6555cc 400 CID	1970-1972		22045
4.3L V6 262 CID	1996-2005	Base, LS, LT	22158	6.6L V8 6556cc 400 CID	1970-1972		22045
AVALANCHE 1500				6.6L V8 6588cc 402 CID	1970-1972		22045
5.3L V8 5328cc 325 CID	2002	Base, On Road Edition, Z71; Code DL	22157	6.7L V8 6704cc 409 CID	1961-1965	non-thermal	21016
5.3L V8 5328cc 325 CID	2002	Base, On Road Edition, Z71; Code BF	22158	7.0L V8 427 CID	1968	non-thermal	21016
5.3L V8 5328cc 325 CID	2002	Base, On Road Edition, Z71; Code GFZ	22158	7.0L V8 6997cc 427 CID	1963	non-thermal	21016
5.3L V8 5328cc 325 CID	2003	Base, North Face, On Road Edition, WBH, Z71; Code DL	22157	7.0L V8 6998cc 427 CID	1966-1968	non-thermal	21016
5.3L V8 5328cc 325 CID	2003	Base, North Face, On Road Edition, WBH, Z71; Code BF	22158	7.4L V8 454 CID	1970-1972		22045
5.3L V8 5328cc 325 CID	2003	Base, North Face, On Road Edition, WBH, Z71; Code GFZ	22158	7.4L V8 7439cc 454 CID	1970-1972		22045
5.3L V8 5328cc 325 CID	2004	Base, Z66, Z71; Code DL	22157	7.4L V8 7441cc 454 CID	1970-1972		22045
5.3L V8 5328cc 325 CID	2004	Base, Z66, Z71; Code BF	22158	BLAZER			
5.3L V8 5328cc 325 CID	2004	Base, Z66, Z71; Code GFZ	22158	4.3L V6 262 CID	1995	Base, LT; A/C	22145
AVALANCHE 1500				4.3L V6 262 CID	1995	Base, LT; Exc.A/C	22153
5.3L V8 5328cc 325 CID	2002	Base, On Road Edition, Z71; Code BF	22158	4.3L V6 262 CID	1996-1998	Base, LS, LT; For A/C Belt	22158
5.3L V8 5328cc 325 CID	2002	Base, On Road Edition, Z71; Code GFZ	22158	4.3L V6 262 CID	1996-1998	Base, LS, LT; Exc.Air Cond	22162
5.3L V8 5328cc 325 CID	2003	Base, North Face, On Road Edition, WBH, Z71; Code DL	22157	4.3L V6 262 CID	1999	Base, LS, LT, Trailblazer; For A/C Belt	22158
5.3L V8 5328cc 325 CID	2003	Base, North Face, On Road Edition, WBH, Z71; Code BF	22158	4.3L V6 262 CID	1999	Base, LS, LT, Trailblazer; Exc.Air Cond	22162
5.3L V8 5328cc 325 CID	2003	Base, North Face, On Road Edition, WBH, Z71; Code GFZ	22158	4.3L V6 262 CID	2000	LS, LT, Trailblazer; For A/C Belt	22158
5.3L V8 5328cc 325 CID	2004	Base, Z66, Z71; Code DL	22157	4.3L V6 262 CID	2000	LS, LT, Trailblazer; Exc.Air Cond	22162
5.3L V8 5328cc 325 CID	2004	Base, Z66, Z71; Code BF	22158	4.3L V6 262 CID	2001	LS, LT, Trailblazer, Xtreme; For A/C Belt	22158
5.3L V8 5328cc 325 CID	2004	Base, Z66, Z71; Code GFZ	22158	4.3L V6 262 CID	2001	LS, LT, Trailblazer, Xtreme; Exc.Air Cond	22162

Engine	Years	Application Description	USMW	Engine	Years	Application Description	USMW
CHEVROLET (cont'd.)				CHEVROLET (cont'd.)			
BLAZER (cont'd.)				C10 (cont'd.)			
4.3L V6 262 CID	2002	LS, Xtreme; For A/C Belt	22158	5.0L V8 305 CID	1980	Big Ten, Cheyenne, Custom Deluxe, Scottsdale, Silverado; Code AM	22045
4.3L V6 262 CID	2002	LS, Xtreme; Exc.Air Cond	22162	5.0L V8 305 CID	1980	Big Ten, Cheyenne, Custom Deluxe, Scottsdale, Silverado; Code CB,CU,CX,FB	22045
4.3L V6 262 CID	2003	LS, Xtreme, ZR2; Exc.Air Cond	22158	5.0L V8 305 CID	1980	Big Ten, Cheyenne, Custom Deluxe, Scottsdale, Silverado; Code DD	22045
4.3L V6 262 CID	2003	LS, Xtreme, ZR2; For A/C Belt	22162	5.0L V8 305 CID	1980	Big Ten, Cheyenne, Custom Deluxe, Scottsdale, Silverado; Code FC, Thermal	22049
4.3L V6 262 CID	2004	LS, Xtreme, ZR2	22158	5.0L V8 305 CID	1981	Custom, Deluxe; non-thermal, Stamped #FC	21049
4.3L V6 262 CID	2005	Base, Xtreme, ZR2	22158	5.0L V8 305 CID	1981	Custom, Deluxe; Code AM	22045
5.0L V8 305 CID	1987	Custom Deluxe, Silverado	22045	5.0L V8 305 CID	1981	Custom, Deluxe; Code CB,CU,CX,FB	22045
5.0L V8 307 CID	1969-1973		22045	5.0L V8 305 CID	1981	Custom, Deluxe; Code DD	22045
5.0L V8 5031cc 307 CID	1969-1973		22045	5.0L V8 305 CID	1981	Custom, Deluxe; Code FC, Thermal	22049
5.7L V8 350 CID	1969-1974		22045	5.0L V8 305 CID	1981	Custom, Deluxe; Spring Code-DA, Thermal	22049
5.7L V8 350 CID	1987	Custom Deluxe, Silverado; non-thermal, Stamped #DA	21049	5.0L V8 305 CID	1982	Custom, Scottsdale, Silverado; non-thermal, Stamped #CM,FC	21049
5.7L V8 350 CID	1987	Custom Deluxe, Silverado; Code CM,FC,HD,KC	22045	5.0L V8 305 CID	1982	Custom, Scottsdale, Silverado; non-thermal, Stamped #DA	21049
5.7L V8 350 CID	1987	Custom Deluxe, Silverado; Code DB	22045	5.0L V8 305 CID	1982	Custom, Scottsdale, Silverado; Code DB	22045
5.7L V8 350 CID	1987	Custom Deluxe, Silverado; Code DM,GZ	22045	5.0L V8 305 CID	1982	Custom, Scottsdale, Silverado; Code CM,FC, Thermal	22049
5.7L V8 350 CID	1987	Custom Deluxe, Silverado; Spring Code-DA, Thermal	22049	5.0L V8 305 CID	1982	Custom, Scottsdale, Silverado; Spring Code-DA, Thermal	22049
5.7L V8 350 CID	1988	Scottsdale, Silverado; non-thermal, Stamped #DA	21049	5.0L V8 305 CID	1983	Custom, Silverado; non-thermal, Stamped #DA	21049
5.7L V8 350 CID	1988	Scottsdale, Silverado; Code CM,FC,HD,KC	22045	5.0L V8 305 CID	1983	Custom, Silverado; Code CM,FC,KC	22045
5.7L V8 350 CID	1988	Scottsdale, Silverado; Spring Code-DA, Thermal	22049	5.0L V8 305 CID	1983	Custom, Silverado; Code DB	22045
5.7L V8 350 CID	1988-1989	Scottsdale, Silverado; Code DB	22045	5.0L V8 305 CID	1983	Custom, Silverado; Spring Code-DA, Thermal	22049
5.7L V8 350 CID	1988-1989	Scottsdale, Silverado; Code DK	22045	5.0L V8 305 CID	1984	Custom, Scottsdale, Silverado; Code CM,FC,KC	22045
5.7L V8 350 CID	1988-1989	Scottsdale, Silverado; Code DM,GZ	22045	5.0L V8 305 CID	1984	Custom, Scottsdale, Silverado; Code DM	22045
5.7L V8 350 CID	1989-1991	Scottsdale, Silverado; Code HK,HL	22140	5.0L V8 305 CID	1984-1986	Custom, Scottsdale, Silverado; non-thermal, Stamped #DA	21049
5.7L V8 350 CID	1989-1991	Scottsdale, Silverado; Code DE,GB,HS	22145	5.0L V8 305 CID	1984-1986	Custom, Scottsdale, Silverado; Code DB	22045
5.7L V8 350 CID	1989-1991	Scottsdale, Silverado; Code GG	22153	5.0L V8 305 CID	1984-1986	Custom, Scottsdale, Silverado; Spring Code-DA, Thermal	22049
5.7L V8 350 CID	1992-1993	Cheyenne, Silverado; Code AR,AX,BD,GP,HK,JM	22140	5.0L V8 305 CID	1985-1986	Custom, Scottsdale, Silverado; Code CM,FC,HD,KC	22045
5.7L V8 350 CID	1992-1993	Cheyenne, Silverado; Code GJ,HS	22145	5.0L V8 305 CID	1985-1986	Custom, Scottsdale, Silverado; Code DM,GZ	22045
5.7L V8 350 CID	1992-1993	Cheyenne, Silverado; Code DD,GG,GN	22153	5.7L V8 350 CID	1975-1979		22045
5.7L V8 350 CID	1993	Cheyenne, Silverado; Code GK	22142	5.7L V8 350 CID	1980	Big Ten; Code AM	22045
5.7L V8 350 CID	1994	Base, Silverado, Silverado Sport; Code AR,AX,BD,GP,HK,JM	22140	5.7L V8 350 CID	1980	Big Ten; Code CB,CU,CX,FB	22045
5.7L V8 350 CID	1994	Base, Silverado, Silverado Sport; Code GK	22142	5.7L V8 350 CID	1980	Big Ten; Code DD	22045
5.7L V8 350 CID	1994	Base, Silverado, Silverado Sport; Code BT,GM,HL	22149	5.7L V8 350 CID	1981	Custom, Deluxe; Exc.Air Cond, non-thermal	21049
5.7L V8 350 CID	1994	Base, Silverado, Silverado Sport; Code DD,GG,GN	22153	5.7L V8 350 CID	1981	Custom, Deluxe; For A/C Belt, non-thermal	21049
5.7L V8 5736cc 350 CID	1969-1974		22045	5.7L V8 350 CID	1981	Custom, Deluxe; Code AM	22045
5.7L V8 5737cc 350 CID	1973-1974		22045	5.7L V8 350 CID	1981	Custom, Deluxe; Code CB,CU,CX,FB	22045
6.2L V8 379 CID	1987	Custom Deluxe, Silverado	22052	5.7L V8 350 CID	1981	Custom, Deluxe; Code DD	22045
6.2L V8 379 CID	1988-1991	Scottsdale, Silverado; Code ABC,DT	22052	5.7L V8 350 CID	1982	Custom, Deluxe; Exc.Air Cond, Thermal	22049
6.2L V8 379 CID	1988-1991	Scottsdale, Silverado; Code AW,HT	22052	5.7L V8 350 CID	1982	Custom, Scottsdale, Silverado; Exc.Air Cond, non-thermal	21049
6.5L V8 395 CID	1994	Base, Silverado, Silverado Sport	22605	5.7L V8 350 CID	1982	Custom, Scottsdale, Silverado; non-thermal, Stamped #DA	21049
7.4L V8 454 CID	1973		22045	5.7L V8 350 CID	1982	Custom, Scottsdale, Silverado; Code DB	22045
7.4L V8 7439cc 454 CID	1973-1974		22045	5.7L V8 350 CID	1982	Custom, Scottsdale, Silverado; Code DD	22045
7.4L V8 7441cc 454 CID	1973		22045	5.7L V8 350 CID	1982	Custom, Scottsdale, Silverado; Code CM,FC, Thermal	22045
C10				5.7L V8 350 CID	1982	Custom, Scottsdale, Silverado; Code DM	22045
4.1L L6 250 CID	1978-1979	non-thermal	21043	5.7L V8 350 CID	1982	Custom, Scottsdale, Silverado; Code CM,FC, Thermal	22049
4.1L L6 250 CID	1980	Big Ten, Cheyenne, Custom Deluxe, Scottsdale, Silverado	22043	5.7L V8 350 CID	1982	Custom, Scottsdale, Silverado; Spring Code-DA, Thermal	22049
4.1L L6 250 CID	1981	Custom, Deluxe; Exc.Air Cond	22043	5.7L V8 350 CID	1983	Custom, Silverado; Exc.Air Cond, non-thermal	21049
4.1L L6 250 CID	1981	Custom, Deluxe; For A/C Belt	22043	5.7L V8 350 CID	1983	Custom, Silverado; non-thermal, Stamped #DA	21049
4.1L L6 250 CID	1982	Custom, Scottsdale, Silverado; Exc.Air Cond	22043	5.7L V8 350 CID	1983	Custom, Silverado; Code CM,FC,KC	22045
4.1L L6 250 CID	1982	Custom, Scottsdale, Silverado; For A/C Belt	22043	5.7L V8 350 CID	1983	Custom, Silverado; Code DB	22045
4.1L L6 250 CID	1983	Custom, Silverado; Exc.Air Cond	22043	5.7L V8 350 CID	1983	Custom, Silverado; Spring Code-DA, Thermal	22049
4.1L L6 250 CID	1983	Custom, Silverado; For A/C Belt	22043	5.7L V8 350 CID	1983	Custom, Silverado; Spring Code-DA, Thermal	22049
4.1L L6 250 CID	1984	Custom, Scottsdale, Silverado; Exc.Air Cond	22043	5.7L V8 350 CID	1984	Custom, Scottsdale, Silverado; Exc.Air Cond, non-thermal	21049
4.1L L6 250 CID	1984	Custom, Scottsdale, Silverado; For A/C Belt	22043	5.7L V8 350 CID	1984	Custom, Scottsdale, Silverado; Code CM,FC,KC	22045
4.1L L6 4097cc 250 CID	1979	Thermal, Thermal	22049	5.7L V8 350 CID	1984	Custom, Scottsdale, Silverado; Code DB	22045
4.1L L6 4097cc 250 CID	1979-1981	non-thermal	21049	5.7L V8 350 CID	1984	Custom, Scottsdale, Silverado; Code DM	22045
4.3L V6 262 CID	1985-1986	Custom, Scottsdale, Silverado; non-thermal, Stamped #DA	21049	5.7L V8 350 CID	1984	Custom, Scottsdale, Silverado; Spring Code-DA, Thermal	22049
4.3L V6 262 CID	1985-1986	Custom, Scottsdale, Silverado; Code DM,GZ	22045	5.7L V8 350 CID	1984	Custom, Scottsdale, Silverado; Code DM	22045
4.3L V6 262 CID	1985-1986	Custom, Scottsdale, Silverado; Code HG	22045	5.7L V8 350 CID	1984	Custom, Scottsdale, Silverado; Spring Code-DA, Thermal	22049
4.3L V6 262 CID	1985-1986	Custom, Scottsdale, Silverado; Spring Code-DA, Thermal	22049	5.7L V8 350 CID	1984	Custom, Scottsdale, Silverado; Exc.Air Cond, non-thermal	21049
4.8L L6 292 CID	1978-1979	non-thermal	21043	5.7L V8 350 CID	1984	Custom, Scottsdale, Silverado; Code CM,FC,KC	22045
4.8L L6 292 CID	1980	Big Ten, Cheyenne, Custom Deluxe, Scottsdale, Silverado; Exc.Air Cond	22043	5.7L V8 350 CID	1984	Custom, Scottsdale, Silverado; Code DB	22045
4.8L L6 292 CID	1980	Big Ten, Cheyenne, Custom Deluxe, Scottsdale, Silverado; For A/C Belt, Thermal	22049	5.7L V8 350 CID	1984	Custom, Scottsdale, Silverado; Code DM	22045
4.8L L6 292 CID	1980	Big Ten, Cheyenne, Custom Deluxe, Scottsdale, Silverado; For A/C Belt, Thermal	22049	5.7L V8 350 CID	1984	Custom, Scottsdale, Silverado; Spring Code-DA, Thermal	22049
4.8L L6 4786cc 292 CID	1981	non-thermal	21049				
5.0L V8 305 CID	1977-1979		22045				
5.0L V8 305 CID	1980	Big Ten, Cheyenne, Custom Deluxe, Scottsdale, Silverado; non-thermal, Stamped #FC	21049				

FAN CLUTCHES

Engine	Years	Application Description	USMW	Engine	Years	Application Description	USMW
CHEVROLET (cont'd.)				CHEVROLET (cont'd.)			
C10 (cont'd.)				C10 SUBURBAN (cont'd.)			
5.7L V8 350 CID	1986	Custom, Scottsdale, Silverado; non-thermal, Stamped #DA	21049	5.0L V8 305 CID	1984-1986	Custom, Scottsdale, Silverado; Code DB	22045
5.7L V8 350 CID	1986	Custom, Scottsdale, Silverado; Code CM,FC,HD,KC	22045	5.0L V8 305 CID	1984-1986	Custom, Scottsdale, Silverado; Spring Code-DA, Thermal	22049
5.7L V8 350 CID	1986	Custom, Scottsdale, Silverado; Code DB	22045	5.0L V8 305 CID	1985-1986	Custom, Scottsdale, Silverado; Code CM,FC,HD,KC	22045
5.7L V8 350 CID	1986	Custom, Scottsdale, Silverado; Code DM,GZ	22045	5.0L V8 305 CID	1985-1986	Custom, Scottsdale, Silverado; Code DM,GZ	22045
5.7L V8 350 CID	1986	Custom, Scottsdale, Silverado; Spring Code-DA, Thermal	22049	5.0L V8 307 CID	1968-1973		22045
5.7L V8 5735cc 350 CID	1981	non-thermal	21049	5.0L V8 5031cc 307 CID	1968-1973		22045
6.2L V8 379 CID	1982	Custom, Scottsdale, Silverado; Code AW	22052	5.7L V8 350 CID	1969-1979		22045
6.2L V8 379 CID	1982	Custom, Scottsdale, Silverado; Code DT	22052	5.7L V8 350 CID	1980	Custom Deluxe, Scottsdale, Silverado; Code AM	22045
6.2L V8 379 CID	1982	Custom, Scottsdale, Silverado; Code AY	22602	5.7L V8 350 CID	1980	Custom Deluxe, Scottsdale, Silverado; Code CB,CU,CX,FB	22045
6.2L V8 379 CID	1983	Custom, Silverado; Code ABC	22052	5.7L V8 350 CID	1980	Custom Deluxe, Scottsdale, Silverado; Code DD	22045
6.2L V8 379 CID	1983	Custom, Silverado; Code ACC	22052	5.7L V8 350 CID	1980	Custom Deluxe, Scottsdale, Silverado; Exc.Air Cond, Thermal	22049
6.2L V8 379 CID	1983	Custom, Silverado; Code AW	22052	5.7L V8 350 CID	1980	Custom Deluxe, Scottsdale, Silverado; For A/C Belt, Thermal	22049
6.2L V8 379 CID	1983	Custom, Silverado; Code DT	22052	5.7L V8 350 CID	1981	Custom, Deluxe; Code AM	22045
6.2L V8 379 CID	1984	Custom, Scottsdale, Silverado; Code ABC	22052	5.7L V8 350 CID	1981	Custom, Deluxe; Code CB,CU,CX,FB	22045
6.2L V8 379 CID	1984	Custom, Scottsdale, Silverado; Code AW	22052	5.7L V8 350 CID	1981	Custom, Deluxe; Code DD	22045
6.2L V8 379 CID	1984	Custom, Scottsdale, Silverado; Code DT	22052	5.7L V8 350 CID	1981	Custom, Deluxe; Spring Code-DA, Thermal	22049
6.2L V8 379 CID	1984	Custom, Scottsdale, Silverado; Code DT	22052	5.7L V8 350 CID	1982	Custom, Scottsdale, Silverado; Exc.Air Cond, non-thermal	21049
6.2L V8 379 CID	1985-1986	Custom, Scottsdale, Silverado; Code ABC,DT	22052	5.7L V8 350 CID	1982	Custom, Scottsdale, Silverado; Code DB	22045
6.2L V8 379 CID	1985-1986	Custom, Scottsdale, Silverado; Code AW,HT	22052	5.7L V8 350 CID	1982	Custom, Scottsdale, Silverado; Code DD	22045
6.6L V8 400 CID	1976-1979		22045	5.7L V8 350 CID	1982	Custom, Scottsdale, Silverado; Code DD	22045
6.6L V8 400 CID	1980	Big Ten, Cheyenne, Custom Deluxe, Scottsdale, Silverado	22045	5.7L V8 350 CID	1982	Custom, Scottsdale, Silverado; Code CM,FC, Thermal	22049
7.4L V8 454 CID	1975-1979		22045	5.7L V8 350 CID	1982	Custom, Scottsdale, Silverado; Spring Code-DA, Thermal	22049
7.4L V8 454 CID	1980	Big Ten, Cheyenne, Custom Deluxe, Scottsdale, Silverado	22045	5.7L V8 350 CID	1983	Custom, Silverado; Exc.Air Cond, non-thermal	21049
C10 PICKUP				5.7L V8 350 CID	1983	Custom, Silverado; Code CM,FC,KC	22045
5.0L V8 307 CID	1968-1973		22045	5.7L V8 350 CID	1983	Custom, Silverado; Code DB	22045
5.0L V8 5031cc 307 CID	1968-1973		22045	5.7L V8 350 CID	1983	Custom, Silverado; Code DD	22045
5.7L V8 350 CID	1969-1974		22045	5.7L V8 350 CID	1983	Custom, Silverado; Spring Code-DA, Thermal	22049
5.7L V8 5736cc 350 CID	1969-1974		22045	5.7L V8 350 CID	1984	Custom, Scottsdale, Silverado; Exc.Air Cond, non-thermal	21049
5.7L V8 5737cc 350 CID	1974		22045	5.7L V8 350 CID	1984	Custom, Scottsdale, Silverado; Code CM,FC,KC	22045
6.6L V8 402 CID	1970-1972		22045	5.7L V8 350 CID	1984	Custom, Scottsdale, Silverado; Code CM,FC,KC	22045
6.6L V8 6588cc 402 CID	1970-1972		22045	5.7L V8 350 CID	1984	Custom, Scottsdale, Silverado; Code DB	22045
7.4L V8 454 CID	1973-1974		22045	5.7L V8 350 CID	1984	Custom, Scottsdale, Silverado; Code DB	22045
7.4L V8 7439cc 454 CID	1973-1974		22045	5.7L V8 350 CID	1984	Custom, Scottsdale, Silverado; Code DM	22045
7.4L V8 7441cc 454 CID	1973-1974		22045	5.7L V8 350 CID	1984	Custom, Scottsdale, Silverado; Code DM	22045
C10 SUBURBAN				5.7L V8 350 CID	1984	Custom, Scottsdale, Silverado; Spring Code-DA, Thermal	22049
4.1L L6 250 CID	1978-1979	non-thermal	21043	5.7L V8 350 CID	1986	Custom, Scottsdale, Silverado; non-thermal, Stamped #DA	21049
4.1L L6 250 CID	1980	Custom Deluxe, Scottsdale, Silverado; Exc.Air Cond	22043	5.7L V8 350 CID	1986	Custom, Scottsdale, Silverado; Code CM,FC,HD,KC	22045
4.1L L6 250 CID	1980	Custom Deluxe, Scottsdale, Silverado; For A/C Belt	22043	5.7L V8 350 CID	1986	Custom, Scottsdale, Silverado; Code DB	22045
5.0L V8 305 CID	1977-1979		22045	5.7L V8 350 CID	1986	Custom, Scottsdale, Silverado; Code DB	22045
5.0L V8 305 CID	1980	Custom Deluxe, Scottsdale, Silverado; Code AM	22045	5.7L V8 350 CID	1986	Custom, Scottsdale, Silverado; Code DM,GZ	22045
5.0L V8 305 CID	1980	Custom Deluxe, Scottsdale, Silverado; Code CB,CU,CX,FB	22045	5.7L V8 350 CID	1986	Custom, Scottsdale, Silverado; Spring Code-DA, Thermal	22049
5.0L V8 305 CID	1980	Custom Deluxe, Scottsdale, Silverado; Code DD	22045	5.7L V8 5736cc 350 CID	1969-1974		22045
5.0L V8 305 CID	1980	Custom Deluxe, Scottsdale, Silverado; Code FC, Thermal	22049	5.7L V8 5737cc 350 CID	1974		22045
5.0L V8 305 CID	1981	Custom, Deluxe; Code AM	22045	6.2L V8 379 CID	1982	Custom, Scottsdale, Silverado; Code DT	22052
5.0L V8 305 CID	1981	Custom, Deluxe; Code CB,CU,CX,FB	22045	6.2L V8 379 CID	1982	Custom, Scottsdale, Silverado; Code AY	22602
5.0L V8 305 CID	1981	Custom, Deluxe; Code DD	22045	6.2L V8 379 CID	1983	Custom, Silverado; Code ABC	22052
5.0L V8 305 CID	1981	Custom, Deluxe; Code FC, Thermal	22049	6.2L V8 379 CID	1983	Custom, Silverado; Code ACC	22052
5.0L V8 305 CID	1981	Custom, Deluxe; Spring Code-DA, Thermal	22049	6.2L V8 379 CID	1983	Custom, Silverado; Code AW	22052
5.0L V8 305 CID	1982	Custom, Scottsdale, Silverado; non-thermal, Stamped #CM,FC	21049	6.2L V8 379 CID	1983	Custom, Silverado; Code DT	22052
5.0L V8 305 CID	1982	Custom, Scottsdale, Silverado; non-thermal, Stamped #DA	21049	6.2L V8 379 CID	1984	Custom, Scottsdale, Silverado; Code ABC	22052
5.0L V8 305 CID	1982	Custom, Scottsdale, Silverado; Code DB	22045	6.2L V8 379 CID	1984	Custom, Scottsdale, Silverado; Code ACC	22052
5.0L V8 305 CID	1982	Custom, Scottsdale, Silverado; Code CM,FC, Thermal	22049	6.2L V8 379 CID	1984	Custom, Scottsdale, Silverado; Code AW	22052
5.0L V8 305 CID	1982	Custom, Scottsdale, Silverado; Spring Code-DA, Thermal	22049	6.2L V8 379 CID	1985-1986	Custom, Scottsdale, Silverado; Code ABC,DT	22052
5.0L V8 305 CID	1983	Custom, Silverado; non-thermal, Stamped #DA	21049	6.2L V8 379 CID	1985-1986	Custom, Scottsdale, Silverado; Code AW,HT	22052
5.0L V8 305 CID	1983	Custom, Silverado; Code CM,FC,KC	22045	6.6L V8 402 CID	1970-1972		22045
5.0L V8 305 CID	1983	Custom, Silverado; Code DB	22045	6.6L V8 6588cc 402 CID	1970-1972		22045
5.0L V8 305 CID	1983	Custom, Silverado; Spring Code-DA, Thermal	22049	7.4L V8 454 CID	1973-1979		22045
5.0L V8 305 CID	1984	Custom, Scottsdale, Silverado; Code CM,FC,KC	22045	7.4L V8 454 CID	1980	Custom Deluxe, Scottsdale, Silverado	22045
5.0L V8 305 CID	1984	Custom, Scottsdale, Silverado; Code DM	22045	7.4L V8 7439cc 454 CID	1973-1974		22045
5.0L V8 305 CID	1984-1986	Custom, Scottsdale, Silverado; non-thermal, Stamped #DA	21049	7.4L V8 7441cc 454 CID	1973-1974		22045
				C20			
				4.1L L6 250 CID	1978-1979	non-thermal	21043
				4.1L L6 250 CID	1980	Cheyenne, Custom Deluxe, Scottsdale, Silverado	22043

Engine	Years	Application Description	USMW	Engine	Years	Application Description	USMW
CHEVROLET (cont'd.)				CHEVROLET (cont'd.)			
C20 (cont'd.)				C20 (cont'd.)			
4.1L L6 250 CID	1981	Custom, Deluxe; Exc.Air Cond	22043	5.7L V8 350 CID	1982	Custom, Scottsdale, Silverado; Code DM	22045
4.1L L6 250 CID	1981	Custom, Deluxe; For A/C Belt	22043	5.7L V8 350 CID	1982	Custom, Scottsdale, Silverado; Code CM,FC, Thermal	22049
4.1L L6 250 CID	1982	Custom, Scottsdale, Silverado; Exc.Air Cond	22043	5.7L V8 350 CID	1982	Custom, Scottsdale, Silverado; Spring Code-DA, Thermal	22049
4.1L L6 250 CID	1982	Custom, Scottsdale, Silverado; For A/C Belt	22043	5.7L V8 350 CID	1983	Custom, Silverado; Exc.Air Cond, non-thermal	21049
4.1L L6 250 CID	1983	Custom, Silverado; Exc.Air Cond	22043	5.7L V8 350 CID	1983	Custom, Silverado; non-thermal, Stamped #DA	21049
4.1L L6 250 CID	1983	Custom, Silverado; For A/C Belt	22043	5.7L V8 350 CID	1983	Custom, Silverado; Code CM,FC,KC	22045
4.1L L6 250 CID	1984	Custom, Scottsdale, Silverado	22043	5.7L V8 350 CID	1983	Custom, Silverado; Code DB	22045
4.3L V6 262 CID	1985-1986	Custom, Scottsdale, Silverado; non-thermal, Stamped #DA	21049	5.7L V8 350 CID	1983	Custom, Silverado; Code DD	22045
4.3L V6 262 CID	1985-1986	Custom, Scottsdale, Silverado; Code DM,GZ	22045	5.7L V8 350 CID	1983	Custom, Silverado; Code DM	22045
4.3L V6 262 CID	1985-1986	Custom, Scottsdale, Silverado; Code HG	22045	5.7L V8 350 CID	1983	Custom, Silverado; Spring Code-DA, Thermal	22049
4.3L V6 262 CID	1985-1986	Custom, Scottsdale, Silverado; Spring Code-DA, Thermal	22049	5.7L V8 350 CID	1984	Custom, Scottsdale, Silverado; Exc.Air Cond, non-thermal	21049
4.8L L6 292 CID	1978-1979	non-thermal	21043	5.7L V8 350 CID	1984	Custom, Scottsdale, Silverado; non-thermal, Stamped #DA	21049
4.8L L6 292 CID	1980	Cheyenne, Custom Deluxe, Scottsdale, Silverado; For A/C Belt, non-thermal	21049	5.7L V8 350 CID	1984	Custom, Scottsdale, Silverado; Code CM,FC,KC	22045
4.8L L6 292 CID	1980	Cheyenne, Custom Deluxe, Scottsdale, Silverado; Exc.Air Cond	22043	5.7L V8 350 CID	1984	Custom, Scottsdale, Silverado; Code DM	22045
4.8L L6 292 CID	1980	Cheyenne, Custom Deluxe, Scottsdale, Silverado; For A/C Belt, Thermal	22049	5.7L V8 350 CID	1984	Custom, Scottsdale, Silverado; Spring Code-DA, Thermal	22049
4.8L L6 292 CID	1981	Custom, Deluxe; For A/C Belt, non-thermal	21049	5.7L V8 350 CID	1984-1986	Custom, Scottsdale, Silverado; Code DB	22045
4.8L L6 292 CID	1981	Custom, Deluxe; Exc.Air Cond	22043	5.7L V8 350 CID	1985	Custom, Scottsdale, Silverado; Code CM,FC,HD,KC	22042
4.8L L6 292 CID	1981	Custom, Deluxe; For A/C Belt, Thermal	22049	5.7L V8 350 CID	1985	Custom, Scottsdale, Silverado; Code HD	22045
4.8L L6 292 CID	1982	Custom, Scottsdale, Silverado	22043	5.7L V8 350 CID	1985	Custom, Scottsdale, Silverado; Stamped #DA, Thermal	22049
4.8L L6 292 CID	1983	Custom, Silverado	22043	5.7L V8 350 CID	1985-1986	Custom, Scottsdale, Silverado; Code DM,GZ	22045
4.8L L6 292 CID	1984	Custom, Scottsdale, Silverado; Exc.Air Cond	22043	5.7L V8 350 CID	1986	Custom, Scottsdale, Silverado; non-thermal, Stamped #DA	21049
4.8L L6 292 CID	1984	Custom, Scottsdale, Silverado; For A/C Belt	22045	5.7L V8 350 CID	1986	Custom, Scottsdale, Silverado; Code CM,FC,HD,KC	22045
4.8L L6 292 CID	1985-1986	Custom, Scottsdale, Silverado	22045	5.7L V8 350 CID	1986	Custom, Scottsdale, Silverado; Spring Code-DA, Thermal	22049
5.0L V8 305 CID	1977-1979		22045	6.2L V8 379 CID	1983	Custom, Silverado	22052
5.0L V8 305 CID	1980	Cheyenne, Custom Deluxe, Scottsdale, Silverado; Code AM	22045	6.2L V8 379 CID	1984	Custom, Scottsdale, Silverado	22052
5.0L V8 305 CID	1980	Cheyenne, Custom Deluxe, Scottsdale, Silverado; Code CB,CU,CX,FB	22045	6.2L V8 379 CID	1985	Custom, Scottsdale, Silverado; Code ABC,DT	22052
5.0L V8 305 CID	1980	Cheyenne, Custom Deluxe, Scottsdale, Silverado; Code DD	22045	6.2L V8 379 CID	1985	Custom, Scottsdale, Silverado; Code AW,HT	22052
5.0L V8 305 CID	1980	Cheyenne, Custom Deluxe, Scottsdale, Silverado; Code FC, Thermal	22049	6.2L V8 379 CID	1986	Custom, Scottsdale, Silverado	22052
5.0L V8 305 CID	1981	Custom, Deluxe; Code AM	22045	6.6L V8 400 CID	1976-1979		22045
5.0L V8 305 CID	1981	Custom, Deluxe; Code CB,CU,CX,FB	22045	7.4L V8 454 CID	1980	Cheyenne, Custom Deluxe, Scottsdale, Silverado	22045
5.0L V8 305 CID	1981	Custom, Deluxe; Code DD	22045	7.4L V8 454 CID	1975-1979		22045
5.0L V8 305 CID	1981	Custom, Deluxe; Code FC, Thermal	22049	7.4L V8 454 CID	1980	Cheyenne, Custom Deluxe, Scottsdale, Silverado	22045
5.0L V8 305 CID	1981	Custom, Deluxe; Spring Code-DA, Thermal	22049	7.4L V8 454 CID	1981	Custom, Deluxe; Code DK	22045
5.0L V8 305 CID	1982	Custom, Scottsdale, Silverado; non-thermal, Stamped #CM,FC	21049	7.4L V8 454 CID	1981	Custom, Deluxe; Code FD	22045
5.0L V8 305 CID	1982	Custom, Scottsdale, Silverado; non-thermal, Stamped #DA	21049	7.4L V8 454 CID	1982	Custom, Scottsdale, Silverado; Code DK	22045
5.0L V8 305 CID	1982	Custom, Scottsdale, Silverado; Code DB	22045	7.4L V8 454 CID	1982	Custom, Scottsdale, Silverado; Code DM	22045
5.0L V8 305 CID	1982	Custom, Scottsdale, Silverado; Code CM,FC, Thermal	22049	7.4L V8 454 CID	1982	Custom, Scottsdale, Silverado; Code FD	22045
5.0L V8 305 CID	1982	Custom, Scottsdale, Silverado; Spring Code-DA, Thermal	22049	7.4L V8 454 CID	1983	Custom, Silverado	22045
5.0L V8 305 CID	1983	Custom, Silverado; non-thermal, Stamped #DA	21049	7.4L V8 454 CID	1984	Custom, Scottsdale, Silverado; Code DK	22045
5.0L V8 305 CID	1983	Custom, Silverado; Code CM,FC,KC	22045	7.4L V8 454 CID	1984	Custom, Scottsdale, Silverado; Code DM	22045
5.0L V8 305 CID	1983	Custom, Silverado; Code DB	22045	7.4L V8 454 CID	1984-1985	Custom, Scottsdale, Silverado; Code FD	22045
5.0L V8 305 CID	1983	Custom, Silverado; Spring Code-DA, Thermal	22049	7.4L V8 454 CID	1985	Custom, Scottsdale, Silverado; Code DM,GZ	22045
5.0L V8 305 CID	1984	Custom, Scottsdale, Silverado; Code CM,FC,KC	22045	7.4L V8 454 CID	1986	Custom, Scottsdale, Silverado	22045
5.0L V8 305 CID	1984	Custom, Scottsdale, Silverado; Code DM	22045	C20 PICKUP			
5.0L V8 305 CID	1984-1985	Custom, Scottsdale, Silverado; non-thermal, Stamped #DA	21049	5.0L V8 307 CID	1968-1973		22045
5.0L V8 305 CID	1984-1985	Custom, Scottsdale, Silverado; Spring Code-DA, Thermal	22049	5.0L V8 5031cc 307 CID	1968-1973		22045
5.0L V8 305 CID	1984-1986	Custom, Scottsdale, Silverado; Code DB	22045	5.7L V8 350 CID	1969-1974		22045
5.0L V8 305 CID	1985-1986	Custom, Scottsdale, Silverado; Code DM,GZ	22045	5.7L V8 5736cc 350 CID	1969-1974		22045
5.0L V8 305 CID	1986	Custom, Scottsdale, Silverado; Spring Code-DA	22045	5.7L V8 5737cc 350 CID	1974		22045
5.7L V8 350 CID	1975-1979		22045	6.5L V8 396 CID	1968-1969		22045
5.7L V8 350 CID	1981	Custom, Deluxe; Code AM	22045	6.5L V8 6489cc 396 CID	1968-1969		22045
5.7L V8 350 CID	1981	Custom, Deluxe; Code CB,CU,CX,FB	22045	6.6L V8 402 CID	1970-1972		22045
5.7L V8 350 CID	1981	Custom, Deluxe; Code DM	22045	6.6L V8 6588cc 402 CID	1970-1972		22045
5.7L V8 350 CID	1981	Custom, Deluxe; Spring Code-DA, Thermal	22049	7.4L V8 454 CID	1973-1974		22045
5.7L V8 350 CID	1982	Custom, Scottsdale, Silverado; Exc.Air Cond, non-thermal	21049	7.4L V8 7439cc 454 CID	1973-1974		22045
5.7L V8 350 CID	1982	Custom, Scottsdale, Silverado; non-thermal, Stamped #DA	21049	7.4L V8 7441cc 454 CID	1973-1974		22045
5.7L V8 350 CID	1982	Custom, Scottsdale, Silverado; Code DB	22045	C20 SUBURBAN			
5.7L V8 350 CID	1982	Custom, Scottsdale, Silverado; Code DD	22045	4.8L L6 292 CID	1978-1979	non-thermal	21043
5.7L V8 350 CID	1982	Custom, Scottsdale, Silverado; Code DM	22045	4.8L L6 292 CID	1980	Custom Deluxe, Scottsdale, Silverado; For A/C Belt, non-thermal	21049
5.7L V8 350 CID	1982	Custom, Scottsdale, Silverado; Code DD	22045	4.8L L6 292 CID	1980	Custom Deluxe, Scottsdale, Silverado; Exc.Air Cond	22043



FAN CLUTCH APPLICATION GUIDE



Engine	Years	Application Description	USMW	Engine	Years	Application Description	USMW
CHEVROLET (cont'd.)				CHEVROLET (cont'd.)			
C20 SUBURBAN (cont'd.)				C20 SUBURBAN (cont'd.)			
4.8L L6 292 CID	1980	Custom Deluxe, Scottsdale, Silverado; For A/C Belt, Thermal	22049	5.7L V8 350 CID	1984	Custom, Scottsdale, Silverado; non-thermal, Stamped #DB	21049
4.8L L6 292 CID	1981	Custom, Deluxe; For A/C Belt, non-thermal	21049	5.7L V8 350 CID	1984	Custom, Scottsdale, Silverado; Code CM,FC,KC	22045
4.8L L6 292 CID	1981	Custom, Deluxe; Exc.Air Cond	22043	5.7L V8 350 CID	1984	Custom, Scottsdale, Silverado; Code DM	22045
4.8L L6 292 CID	1981	Custom, Deluxe; For A/C Belt, Thermal	22049	5.7L V8 350 CID	1984	Custom, Scottsdale, Silverado; Spring Code-DA, Thermal	22049
4.8L L6 292 CID	1982	Custom, Scottsdale, Silverado	22043	5.7L V8 350 CID	1984	Custom, Scottsdale, Silverado; Code DB	22045
5.0L V8 305 CID	1977-1979		22045	5.7L V8 350 CID	1984-1986	Custom, Scottsdale, Silverado; Code DM	22045
5.0L V8 305 CID	1980	Custom Deluxe, Scottsdale, Silverado; non-thermal, Stamped #FC	21049	5.7L V8 350 CID	1985	Custom, Scottsdale, Silverado; Code CM,FC,HD,KC	22042
5.0L V8 305 CID	1980	Custom Deluxe, Scottsdale, Silverado; Code AM	22045	5.7L V8 350 CID	1985	Custom, Scottsdale, Silverado; Code HD	22045
5.0L V8 305 CID	1980	Custom Deluxe, Scottsdale, Silverado; Code CB,CU,CX,FB	22045	5.7L V8 350 CID	1985-1986	Custom, Scottsdale, Silverado; non-thermal, Stamped #DA	21049
5.0L V8 305 CID	1980	Custom Deluxe, Scottsdale, Silverado; Code DD	22045	5.7L V8 350 CID	1985-1986	Custom, Scottsdale, Silverado; Code DM,GZ	22045
5.0L V8 305 CID	1980	Custom Deluxe, Scottsdale, Silverado; Code FC, Thermal	22049	5.7L V8 350 CID	1986	Custom, Scottsdale, Silverado; Code CM,FC,HD,KC	22045
5.0L V8 305 CID	1981	Custom, Deluxe; non-thermal, Stamped #FC	21049	5.7L V8 350 CID	1986	Custom, Scottsdale, Silverado; Spring Code-DA, Thermal	22049
5.0L V8 305 CID	1981	Custom, Deluxe; Code AM	22045	5.7L V8 350 CID	1986		22045
5.0L V8 305 CID	1981	Custom, Deluxe; Code CB,CU,CX,FB	22045	5.7L V8 5736cc 350 CID	1969-1974		22045
5.0L V8 305 CID	1981	Custom, Deluxe; Code DD	22045	5.7L V8 5737cc 350 CID	1974		22045
5.0L V8 305 CID	1981	Custom, Deluxe; Code FC, Thermal	22049	6.2L V8 379 CID	1983	Custom, Silverado	22052
5.0L V8 305 CID	1981	Custom, Deluxe; Spring Code-DA, Thermal	22049	6.2L V8 379 CID	1984-1985	Custom, Scottsdale, Silverado	22052
5.0L V8 305 CID	1982	Custom, Scottsdale, Silverado; non-thermal, Stamped #CM,FC	21049	6.2L V8 379 CID	1986	Custom, Scottsdale, Silverado; Code ABC,DT	22052
5.0L V8 305 CID	1982	Custom, Scottsdale, Silverado; non-thermal, Stamped #DA	21049	6.2L V8 379 CID	1986	Custom, Scottsdale, Silverado; Code AW,HT	22052
5.0L V8 305 CID	1982	Custom, Scottsdale, Silverado; Code DB	22045	6.5L V8 396 CID	1968-1969		22045
5.0L V8 305 CID	1982	Custom, Scottsdale, Silverado; Code CM,FC, Thermal	22049	6.5L V8 6489cc 396 CID	1968-1969		22045
5.0L V8 305 CID	1982	Custom, Scottsdale, Silverado; Spring Code-DA, Thermal	22049	6.6L V8 400 CID	1976-1979		22045
5.0L V8 305 CID	1983	Custom, Silverado; non-thermal, Stamped #DA	21049	6.6L V8 400 CID	1980	Custom Deluxe, Scottsdale, Silverado	22045
5.0L V8 305 CID	1983	Custom, Silverado; Code CM,FC,KC	22045	6.6L V8 402 CID	1970-1972		22045
5.0L V8 305 CID	1983	Custom, Silverado; Code DB	22045	6.6L V8 402 CID	1970-1972		22045
5.0L V8 305 CID	1983	Custom, Silverado; Spring Code-DA, Thermal	22049	6.6L V8 6588cc 402 CID	1970-1972		22045
5.0L V8 305 CID	1984	Custom, Scottsdale, Silverado; Code CM,FC,KC	22045	7.4L V8 454 CID	1973-1979		22045
5.0L V8 305 CID	1984	Custom, Scottsdale, Silverado; Code DM	22045	7.4L V8 454 CID	1980	Custom Deluxe, Scottsdale, Silverado	22045
5.0L V8 305 CID	1984-1986	Custom, Scottsdale, Silverado; non-thermal, Stamped #DA	21049	7.4L V8 454 CID	1981	Custom, Deluxe	22045
5.0L V8 305 CID	1984-1986	Custom, Scottsdale, Silverado; Code DB	22045	7.4L V8 454 CID	1982	Custom, Scottsdale, Silverado	22045
5.0L V8 305 CID	1984-1986	Custom, Scottsdale, Silverado; Spring Code-DA, Thermal	22049	7.4L V8 454 CID	1983	Custom, Silverado	22045
5.0L V8 305 CID	1985-1986	Custom, Scottsdale, Silverado; Code DM,GZ	22045	7.4L V8 454 CID	1984	Custom, Scottsdale, Silverado	22045
5.0L V8 307 CID	1968-1973		22045	7.4L V8 454 CID	1985	Custom, Scottsdale, Silverado; Code DM,GZ	22045
5.0L V8 5031cc 307 CID	1968-1973		22045	7.4L V8 454 CID	1985	Custom, Scottsdale, Silverado; Code FD	22045
5.7L V8 350 CID	1969-1979		22045	7.4L V8 454 CID	1986	Custom, Scottsdale, Silverado	22045
5.7L V8 350 CID	1980	Custom Deluxe, Scottsdale, Silverado; Code AM	22045	7.4L V8 7439cc 454 CID	1973-1974		22045
5.7L V8 350 CID	1980	Custom Deluxe, Scottsdale, Silverado; Code CB,CU,CX,FB	22045	7.4L V8 7441cc 454 CID	1973-1974		22045
5.7L V8 350 CID	1980	Custom Deluxe, Scottsdale, Silverado; Code DM	22045	C30			
5.7L V8 350 CID	1981	Custom, Deluxe; Code AM	22045	4.1L L6 250 CID	1975		22045
5.7L V8 350 CID	1981	Custom, Deluxe; Code CB,CU,CX,FB	22045	4.1L L6 250 CID	1980	Cheyenne, Custom Deluxe, Scottsdale, Silverado	22043
5.7L V8 350 CID	1981	Custom, Deluxe; Code DM	22045	4.8L L6 292 CID	1975-1977		22045
5.7L V8 350 CID	1981	Custom, Deluxe; Spring Code-DA, Thermal	22049	4.8L L6 292 CID	1980	Cheyenne, Custom Deluxe, Scottsdale, Silverado; For A/C Belt, Thermal	21049
5.7L V8 350 CID	1982	Custom, Scottsdale, Silverado; Exc.Air Cond, non-thermal	21049	4.8L L6 292 CID	1980	Cheyenne, Custom Deluxe, Scottsdale, Silverado; Exc.Air Cond	22043
5.7L V8 350 CID	1982	Custom, Scottsdale, Silverado; non-thermal, Stamped #DA	21049	4.8L L6 292 CID	1980	Cheyenne, Custom Deluxe, Scottsdale, Silverado; For A/C Belt, Thermal	22049
5.7L V8 350 CID	1982	Custom, Scottsdale, Silverado; Code DB	22045	4.8L L6 292 CID	1981	Custom, Deluxe; For A/C Belt, non-thermal	21049
5.7L V8 350 CID	1982	Custom, Scottsdale, Silverado; Code DD	22045	4.8L L6 292 CID	1981	Custom, Deluxe; Exc.Air Cond	22043
5.7L V8 350 CID	1982	Custom, Scottsdale, Silverado; Code DM	22045	4.8L L6 292 CID	1981	Custom, Deluxe; For A/C Belt, Thermal	22049
5.7L V8 350 CID	1982	Custom, Scottsdale, Silverado; Code CM,FC, Thermal	22049	4.8L L6 292 CID	1982	Custom, Scottsdale, Silverado	22043
5.7L V8 350 CID	1982	Custom, Scottsdale, Silverado; Spring Code-DA, Thermal	22049	4.8L L6 292 CID	1983	Custom, Silverado	22043
5.7L V8 350 CID	1983	Custom, Silverado; Exc.Air Cond, non-thermal	21049	4.8L L6 292 CID	1984	Custom, Scottsdale, Silverado; Exc.Air Cond	22043
5.7L V8 350 CID	1983	Custom, Silverado; non-thermal, Stamped #DA	21049	4.8L L6 292 CID	1984	Custom, Scottsdale, Silverado; For A/C Belt	22045
5.7L V8 350 CID	1983	Custom, Silverado; Code CM,FC,KC	22045	4.8L L6 292 CID	1985-1986	Custom, Scottsdale, Silverado	22045
5.7L V8 350 CID	1983	Custom, Silverado; Code DB	22045	5.0L V8 305 CID	1978-1979		22045
5.7L V8 350 CID	1983	Custom, Silverado; Code DD	22045	5.7L V8 350 CID	1975-1978		22045
5.7L V8 350 CID	1983	Custom, Silverado; Code DM	22045	5.7L V8 350 CID	1980	Custom Deluxe, Scottsdale, Silverado	22045
5.7L V8 350 CID	1983	Custom, Silverado; Spring Code-DA, Thermal	22049	5.7L V8 350 CID	1981	Custom, Deluxe; Code AM	22045
5.7L V8 350 CID	1984	Custom, Scottsdale, Silverado; Exc.Air Cond, non-thermal	21049	5.7L V8 350 CID	1981	Custom, Deluxe; Code CB,CU,CX,FB	22045
				5.7L V8 350 CID	1981	Custom, Deluxe; Code DM	22045
				5.7L V8 350 CID	1981	Custom, Deluxe; Spring Code-DA, Thermal	22049
				5.7L V8 350 CID	1981-1982	non-thermal	21049
				5.7L V8 350 CID	1982	Custom, Scottsdale, Silverado; non-thermal, Stamped #DA	21049
				5.7L V8 350 CID	1982	Custom, Scottsdale, Silverado; Code DB	22045
				5.7L V8 350 CID	1982	Custom, Scottsdale, Silverado; Code DM	22045
				5.7L V8 350 CID	1982	Custom, Scottsdale, Silverado; Spring Code-DA, Thermal	22049
				5.7L V8 350 CID	1983	Custom, Silverado; Exc.Air Cond, non-thermal	21049
				5.7L V8 350 CID	1983	Custom, Silverado; non-thermal, Stamped #DA	21049

Engine	Years	Application Description	USMW	Engine	Years	Application Description	USMW
CHEVROLET (cont'd.)				CHEVROLET (cont'd.)			
C30 (cont'd.)				C1500 (cont'd.)			
5.7L V8 350 CID	1983	Custom, Silverado; Code DB	22045	4.3L V6 262 CID	1994-1995	Base, Cheyenne, Silverado, WT; Code GK	22142
5.7L V8 350 CID	1983	Custom, Silverado; Code DM	22045	4.3L V6 262 CID	1994-1995	Base, Cheyenne, Silverado, WT; Code BT,GM,HL	22149
5.7L V8 350 CID	1983	Custom, Silverado; Spring Code-DA, Thermal	22049	4.3L V6 262 CID	1994-1995	Base, Cheyenne, Silverado, WT; Code DD,GG,GN	22153
5.7L V8 350 CID	1984	Custom, Scottsdale, Silverado; non-thermal, Stamped #DA	21049	4.3L V6 262 CID	1996-1997	Base, Cheyenne, Silverado, WT; For A/C Belt	22158
5.7L V8 350 CID	1984	Custom, Scottsdale, Silverado; Code DM	22045	4.3L V6 262 CID	1996-1997	Base, Cheyenne, Silverado, WT; Exc.Air Cond	22162
5.7L V8 350 CID	1984	Custom, Scottsdale, Silverado; Spring Code-DA, Thermal	22049	4.3L V6 262 CID	1998	Cheyenne, Silverado, WT; For A/C Belt	22158
5.7L V8 350 CID	1984-1986	Custom, Scottsdale, Silverado; Code DB	22045	4.3L V6 262 CID	1998	Cheyenne, Silverado, WT; Exc.Air Cond	22162
5.7L V8 350 CID	1985	Custom, Scottsdale, Silverado; Stamped #DA, Thermal	22049	5.0L V8 305 CID	1988	Cheyenne, Scottsdale, Silverado; Code DE,HS	22149
5.7L V8 350 CID	1985-1986	Custom, Scottsdale, Silverado; Code DM,GZ	22045	5.0L V8 305 CID	1988-1989	Cheyenne, Scottsdale, Silverado; Code AR,AX,BD,GP,HK,JM	22140
5.7L V8 350 CID	1986	Custom, Scottsdale, Silverado; non-thermal, Stamped #DA	21049	5.0L V8 305 CID	1988-1989	Cheyenne, Scottsdale, Silverado; Code HS,GJ	22145
5.7L V8 350 CID	1986	Custom, Scottsdale, Silverado; Spring Code-DA, Thermal	22049	5.0L V8 305 CID	1988-1989	Cheyenne, Scottsdale, Silverado; Code DD,GG,GN	22153
6.2L V8 379 CID	1983	Custom, Silverado	22052	5.0L V8 305 CID	1990-1991	Cheyenne, Scottsdale, Silverado, WT; Code AR,AX,BD,GP,HK,JM	22140
6.2L V8 379 CID	1984-1986	Custom, Scottsdale, Silverado	22052	5.0L V8 305 CID	1990-1991	Cheyenne, Scottsdale, Silverado, WT; Code DD,GG,GN	22153
6.6L V8 400 CID	1976-1979		22045	5.0L V8 305 CID	1992	Cheyenne, Scottsdale, Silverado; Code AR,AX,BD,GP,HK,JM	22140
7.4L V8 454 CID	1975-1979		22045	5.0L V8 305 CID	1992	Cheyenne, Scottsdale, Silverado; Code BT,GM,HL	22149
7.4L V8 454 CID	1980	Cheyenne, Custom Deluxe, Scottsdale, Silverado	22045	5.0L V8 305 CID	1992	Cheyenne, Scottsdale, Silverado; Code DD,GG,GN	22153
7.4L V8 454 CID	1981	Custom, Deluxe; Code DK	22045	5.0L V8 305 CID	1993	Cheyenne, Silverado, WT; Code AR,AX,BD,GP,HK,JM	22149
7.4L V8 454 CID	1981	Custom, Deluxe; Code FD	22045	5.0L V8 305 CID	1993	Cheyenne, Silverado, WT; Code DD,GG,GN	22153
7.4L V8 454 CID	1982	Custom, Scottsdale, Silverado	22045	5.0L V8 305 CID	1994-1995	Base, Cheyenne, Silverado, WT; Code AR,AX,BD,GP,HK,JM	22140
7.4L V8 454 CID	1983	Custom, Silverado	22045	5.0L V8 305 CID	1994-1995	Base, Cheyenne, Silverado, WT; Code BT,GM,HL	22149
7.4L V8 454 CID	1984-1986	Custom, Scottsdale, Silverado	22045	5.0L V8 305 CID	1994-1995	Base, Cheyenne, Silverado, WT; Code DD,GG,GN	22153
C30 PICKUP				C30 PICKUP			
4.1L L6 250 CID	1968-1974		22045	5.0L V8 305 CID	1996-1997	Base, Cheyenne, Silverado, WT; For A/C Belt	22158
4.1L L6 4097cc 250 CID	1968-1974		22045	5.0L V8 305 CID	1996-1997	Base, Cheyenne, Silverado, WT; Exc.Air Cond	22162
4.1L L6 4098cc 250 CID	1972-1974		22045	5.0L V8 305 CID	1998	Cheyenne, Silverado, WT; For A/C Belt	22158
4.8L L6 292 CID	1968-1974		22045	5.0L V8 305 CID	1998	Cheyenne, Silverado, WT; Exc.Air Cond	22162
4.8L L6 4786cc 292 CID	1973-1974		22045	5.0L V8 305 CID	1999	LS; For A/C Belt	22158
4.8L L6 4801cc 292 CID	1968-1974		22045	5.0L V8 305 CID	1999	LS; Exc.Air Cond	22162
5.0L V8 307 CID	1968-1973		22045	5.7L V8 350 CID	1988-1989	Cheyenne, Scottsdale, Silverado; Code AR,AX,BD,GP,HK,JM	22140
5.0L V8 5031cc 307 CID	1968-1973		22045	5.7L V8 350 CID	1988-1989	Cheyenne, Scottsdale, Silverado; Code GJ,HS	22145
5.7L V8 350 CID	1969-1974		22045	5.7L V8 350 CID	1988-1989	Cheyenne, Scottsdale, Silverado; Code DD,GG,GN	22153
5.7L V8 5736cc 350 CID	1969-1974		22045	5.7L V8 350 CID	1990-1991	Cheyenne, Scottsdale, Silverado, WT; Code HS	22145
5.7L V8 5737cc 350 CID	1974		22045	5.7L V8 350 CID	1990-1992	Cheyenne, Scottsdale, Silverado, WT; Code AR,AX,BD,GP,HK,JM	22140
6.5L V8 396 CID	1968-1969		22045	5.7L V8 350 CID	1990-1992	Cheyenne, Scottsdale, Silverado, WT; Code DD,GG,GN	22153
6.5L V8 6489cc 396 CID	1968-1969		22045	5.7L V8 350 CID	1992	Cheyenne, Scottsdale, Silverado, WT; Code GJ,HS	22145
6.6L V8 402 CID	1970-1972		22045	5.7L V8 350 CID	1993	Cheyenne, Silverado, WT; Code AR,AX,BD,GP,HK,JM	22140
6.6L V8 6588cc 402 CID	1970-1972		22045	5.7L V8 350 CID	1993	Cheyenne, Silverado, WT; Code GK	22142
7.4L V8 454 CID	1973-1974		22045	5.7L V8 350 CID	1993	Cheyenne, Silverado, WT; Code GJ,HS	22145
7.4L V8 7439cc 454 CID	1973-1974		22045	5.7L V8 350 CID	1993	Cheyenne, Silverado, WT; Code DD,GG,GN	22153
7.4L V8 7441cc 454 CID	1973-1974		22045	5.7L V8 350 CID	1994-1995	Base, Cheyenne, Silverado, WT; Code AR,AX,BD,GP,HK,JM	22140
C35				C35			
5.7L V8 5735cc 350 CID	1987	non-thermal	21049	5.7L V8 350 CID	1994-1995	Base, Cheyenne, Silverado, WT; Code AR,AX,BD,GP,HK,JM	22140
C60				C60			
6.0L V8 366 CID	1980-1990		22603	5.7L V8 350 CID	1994-1995	Base, Cheyenne, Silverado, WT; Code GK	22142
C60 KODIAK				C60 KODIAK			
6.0L V8 366 CID	1990-1996		22619	5.7L V8 350 CID	1998	Cheyenne, Silverado, WT; For A/C Belt	22158
7.0L V8 6998cc 427 CID	1990-1996		22619	5.7L V8 350 CID	1998	Cheyenne, Silverado, WT; Exc.Air Cond	22162
C70				C70			
6.0L V8 366 CID	1980-1990		22603	5.7L V8 350 CID	1999	LS; For A/C Belt	22158
C70 KODIAK				C70 KODIAK			
6.0L V8 366 CID	1990-1996		22619	5.7L V8 350 CID	1999	LS; Exc.Air Cond	22162
7.0L V8 6998cc 427 CID	1990-1996		22619	6.2L V8 379 CID	1988-1989	Cheyenne, Scottsdale, Silverado	22154
C1500				C1500			
4.3L V6 262 CID	1988-1989	Cheyenne, Scottsdale, Silverado; Code AR,AX,BD,GP,HK,JM	22140	4.3L V6 262 CID	1994-1995	Base, Cheyenne, Silverado, WT; Code AR,AX,BD,GP,HK,JM	22140
4.3L V6 262 CID	1988-1989	Cheyenne, Scottsdale, Silverado; Code GJ,HS	22145	4.3L V6 262 CID	1994-1995	Base, Cheyenne, Silverado, WT; Code GK	22142
4.3L V6 262 CID	1988-1989	Cheyenne, Scottsdale, Silverado; Code DD,GG,GN	22153	4.3L V6 262 CID	1994-1995	Base, Cheyenne, Silverado, WT; Code BT,GM,HL	22149
4.3L V6 262 CID	1990-1991	Cheyenne, Scottsdale, Silverado, WT; Code HS	22145	4.3L V6 262 CID	1994-1995	Base, Cheyenne, Silverado, WT; Code DD,GG,GN	22153
4.3L V6 262 CID	1990-1992	Cheyenne, Scottsdale, Silverado, WT; Code AR,AX,BD,GP,HK,JM	22140	4.3L V6 262 CID	1996	Base, Cheyenne, Silverado; For A/C Belt	22158
4.3L V6 262 CID	1990-1992	Cheyenne, Scottsdale, Silverado, WT; Code DD,GG,GN	22153	4.3L V6 262 CID	1996	Base, Cheyenne, Silverado; Exc.Air Cond	22162
4.3L V6 262 CID	1992	Cheyenne, Scottsdale, Silverado, WT; Code GJ,HS	22145	4.3L V6 262 CID	1997	Base, Cheyenne, Silverado, WT; For A/C Belt	22158
4.3L V6 262 CID	1993	Cheyenne, Silverado, WT; Code AR,AX,BD,GP,HK,JM	22140	4.3L V6 262 CID	1997	Base, Cheyenne, Silverado, WT; Exc.Air Cond	22162
4.3L V6 262 CID	1993	Cheyenne, Silverado, WT; Code GK	22142	4.3L V6 262 CID	1998	Cheyenne, Silverado, WT; For A/C Belt	22158
4.3L V6 262 CID	1993	Cheyenne, Silverado, WT; Code GJ,HS	22145	4.3L V6 262 CID	1998	Cheyenne, Silverado, WT; Exc.Air Cond	22162
4.3L V6 262 CID	1993	Cheyenne, Silverado, WT; Code DD,GG,GN	22153	4.3L V6 262 CID	1999	LS; For A/C Belt	22158
4.3L V6 262 CID	1994-1995	Base, Cheyenne, Silverado, WT; Code AR,AX,BD,GP,HK,JM	22140	4.3L V6 262 CID	1999	LS; Exc.Air Cond	22162

FAN CLUTCHES

Engine	Years	Application Description	USMW	Engine	Years	Application Description	USMW
CHEVROLET (cont'd.)				CHEVROLET (cont'd.)			
C1500 (cont'd.)				C2500 (cont'd.)			
6.2L V8 379 CID	1990-1992	Cheyenne, Scottsdale, Silverado, WT	22154	5.0L V8 305 CID	1998	Cheyenne, Silverado, WT; Exc.Air Cond	22162
6.2L V8 379 CID	1993	Cheyenne, Silverado, WT	22154	5.7L V8 350 CID	1988-1989	Cheyenne, Scottsdale, Silverado; Code GJ,HS	22145
6.5L V8 395 CID	1994-1996	Base, Cheyenne, Silverado, WT	22605	5.7L V8 350 CID	1988-1992	Cheyenne, Scottsdale, Silverado; Code AR,AX,BD,GP,HK,JM	22140
6.5L V8 395 CID	1997	Base, Cheyenne, Silverado, WT	22613	5.7L V8 350 CID	1988-1992	Cheyenne, Scottsdale, Silverado; Code DD,GG,GN	22153
6.5L V8 395 CID	1998	Cheyenne, Silverado, WT	22613	5.7L V8 350 CID	1990-1991	Cheyenne, Scottsdale, Silverado; Code HS	22145
7.4L V8 454 CID	1990	454 SS, Cheyenne, Scottsdale, Silverado, WT; Code GD,HM,HN	22145	5.7L V8 350 CID	1992	Cheyenne, Scottsdale, Silverado; Code GJ,HS	22145
7.4L V8 454 CID	1990	454 SS, Cheyenne, Scottsdale, Silverado, WT; Code GR,HG,HZ,JW	22145	5.7L V8 350 CID	1993	Cheyenne, Silverado; Code AR,AX,BD,GP,HK,JM	22140
7.4L V8 454 CID	1991-1992	454 SS, Cheyenne, Silverado, WT; Code GD,HM,HN	22145	5.7L V8 350 CID	1993	Cheyenne, Silverado; Code GK	22142
7.4L V8 454 CID	1991-1992	454 SS, Cheyenne, Silverado, WT; Code GR,HG,HZ,JW	22145	5.7L V8 350 CID	1993	Cheyenne, Silverado; Code GJ,HS	22145
7.4L V8 454 CID	1993	454 SS; Code GD,HM,HN	22145	5.7L V8 350 CID	1993	Cheyenne, Silverado; Code DD,GG,GN	22153
7.4L V8 454 CID	1993	454 SS; Code GR,HG,HZ,JW	22145	5.7L V8 350 CID	1993	Cheyenne, Silverado; Code AR,AX,BD,GP,HK,JM	22140
C1500 SUBURBAN				C2500 SUBURBAN			
5.7L V8 350 CID	1992-1993	Base, Silverado; Code GJ,HS	22145	5.7L V8 350 CID	1992-1993	Base, Silverado; Code GJ,HS	22145
5.7L V8 350 CID	1992-1994	Base, Silverado; Code AR,AX,BD,GP,HK,JM	22140	5.7L V8 350 CID	1992-1994	Base, Silverado; Code AR,AX,BD,GP,HK,JM	22140
5.7L V8 350 CID	1992-1994	Base, Silverado; Code DD,GG,GN	22153	5.7L V8 350 CID	1992-1994	Base, Silverado; Code DD,GG,GN	22153
5.7L V8 350 CID	1993-1994	Base, Silverado; Code GK	22142	5.7L V8 350 CID	1993-1994	Base, Silverado; Code GK	22142
5.7L V8 350 CID	1994	Base, Silverado; Code BT,GM,HL	22149	5.7L V8 350 CID	1994	Base, Silverado; Code BT,GM,HL	22149
5.7L V8 350 CID	1995	Base, LS, LT; Code AR,AX,BD,GP,HK,JM	22140	5.7L V8 350 CID	1995	Base, LS, LT; Code AR,AX,BD,GP,HK,JM	22140
5.7L V8 350 CID	1995	Base, LS, LT; Code GK	22142	5.7L V8 350 CID	1995	Base, LS, LT; Code GK	22142
5.7L V8 350 CID	1995	Base, LS, LT; Code BT,GM,HL	22149	5.7L V8 350 CID	1995	Base, LS, LT; Code BT,GM,HL	22149
5.7L V8 350 CID	1995	Base, LS, LT; Code DD,GG,GN	22153	5.7L V8 350 CID	1995	Base, LS, LT; Code DD,GG,GN	22153
5.7L V8 350 CID	1996-1997	Base, LS, LT; For A/C Belt	22158	5.7L V8 350 CID	1995	Base, LS, LT; Code BT,GM,HL	22149
5.7L V8 350 CID	1996-1997	Base, LS, LT; Exc.Air Cond	22162	5.7L V8 350 CID	1996-1997	Base, LS, LT; For A/C Belt	22158
5.7L V8 350 CID	1998	Base, LS; For A/C Belt	22158	5.7L V8 350 CID	1996-1997	Base, LS, LT; Exc.Air Cond	22162
5.7L V8 350 CID	1998	Base, LS; Exc.Air Cond	22162	5.7L V8 350 CID	1998	Base, LS; For A/C Belt	22158
5.7L V8 350 CID	1999	Base, LS, LT; For A/C Belt	22158	5.7L V8 350 CID	1998	Base, LS; Exc.Air Cond	22162
5.7L V8 350 CID	1999	Base, LS, LT; Exc.Air Cond	22162	5.7L V8 350 CID	1999-2000	Base, LS; For A/C Belt	22158
6.5L V8 395 CID	1995-1996	Base, LS, LT	22605	5.7L V8 350 CID	1999-2000	Base, LS; Exc.Air Cond	22162
6.5L V8 395 CID	1997	Base, LS, LT	22613	6.2L V8 379 CID	1988-1992	Cheyenne, Scottsdale, Silverado	22154
6.5L V8 395 CID	1998	Base, LS	22613	6.2L V8 379 CID	1993	Cheyenne, Silverado	22154
6.5L V8 395 CID	1999	Base, LS, LT; engine mounting type: bolt-on	22613	6.5L V8 395 CID	1992-1993	Cheyenne, Silverado	22606
6.5L V8 395 CID	1999	Base, LS, LT; engine mounting type: screw-on	22614	6.5L V8 395 CID	1994-1995	Base, Cheyenne, Silverado, WT	22605
C2500				C2500 SUBURBAN			
4.3L V6 262 CID	1988-1989	Cheyenne, Scottsdale, Silverado; Code GJ,HS	22145	5.7L V8 350 CID	1992-1993	Base, Silverado; Code GJ,HS	22145
4.3L V6 262 CID	1988-1992	Cheyenne, Scottsdale, Silverado; Code AR,AX,BD,GP,HK,JM	22140	5.7L V8 350 CID	1992-1994	Base, Silverado; Code AR,AX,BD,GP,HK,JM	22140
4.3L V6 262 CID	1988-1992	Cheyenne, Scottsdale, Silverado; Code DD,GG,GN	22153	5.7L V8 350 CID	1992-1994	Base, Silverado; Code DD,GG,GN	22153
4.3L V6 262 CID	1990-1991	Cheyenne, Scottsdale, Silverado; Code HS	22145	5.7L V8 350 CID	1993-1994	Base, Silverado; Code GK	22142
4.3L V6 262 CID	1992	Cheyenne, Scottsdale, Silverado; Code GJ,HS	22145	5.7L V8 350 CID	1994	Base, Silverado; Code BT,GM,HL	22149
4.3L V6 262 CID	1993	Cheyenne, Silverado; Code AR,AX,BD,GP,HK,JM	22140	5.7L V8 350 CID	1995	Base, LS, LT; Code AR,AX,BD,GP,HK,JM	22140
4.3L V6 262 CID	1993	Cheyenne, Silverado; Code GK	22142	5.7L V8 350 CID	1995	Base, LS, LT; Code GK	22142
4.3L V6 262 CID	1993	Cheyenne, Silverado; Code GJ,HS	22145	5.7L V8 350 CID	1995	Base, LS, LT; Code BT,GM,HL	22149
4.3L V6 262 CID	1993	Cheyenne, Silverado; Code DD,GG,GN	22153	5.7L V8 350 CID	1995	Base, LS, LT; Code DD,GG,GN	22153
4.3L V6 262 CID	1994-1995	Base, Cheyenne, Silverado, WT; Code AR,AX,BD,GP,HK,JM	22140	5.7L V8 350 CID	1996-1997	Base, LS, LT; For A/C Belt	22158
4.3L V6 262 CID	1994-1995	Base, Cheyenne, Silverado, WT; Code GK	22142	5.7L V8 350 CID	1996-1997	Base, LS, LT; Exc.Air Cond	22162
4.3L V6 262 CID	1994-1995	Base, Cheyenne, Silverado, WT; Code BT,GM,HL	22149	5.7L V8 350 CID	1998-1999	Base, LS; For A/C Belt	22158
4.3L V6 262 CID	1994-1995	Base, Cheyenne, Silverado, WT; Code DD,GG,GN	22153	5.7L V8 350 CID	1998-1999	Base, LS; Exc.Air Cond	22162
5.0L V8 305 CID	1988-1989	Cheyenne, Scottsdale, Silverado; Code HS,GJ	22145	6.5L V8 395 CID	1994	Base, Silverado	22605
5.0L V8 305 CID	1988-1992	Cheyenne, Scottsdale, Silverado; Code AR,AX,BD,GP,HK,JM	22140	6.5L V8 395 CID	1995-1996	Base, LS, LT	22605
5.0L V8 305 CID	1988-1992	Cheyenne, Scottsdale, Silverado; Code DD,GG,GN	22153	6.5L V8 395 CID	1997	Base, LS, LT	22613
5.0L V8 305 CID	1990	Cheyenne, Scottsdale, Silverado; Code HS	22145	6.5L V8 395 CID	1998	Base, LS	22613
5.0L V8 305 CID	1992	Cheyenne, Scottsdale, Silverado; Code BT,GM,HL	22149	6.5L V8 395 CID	1999	Base, LS; engine mounting type: bolt-on	22613
5.0L V8 305 CID	1993	Cheyenne, Silverado; Code AR,AX,BD,GP,HK,JM	22140	6.5L V8 395 CID	1999	Base, LS; engine mounting type: screw-on	22614
5.0L V8 305 CID	1993	Cheyenne, Silverado; Code BT,GM,HL	22149	7.4L V8 454 CID	1992-1993	Base, Silverado; Code GD,HM,HN	22145
5.0L V8 305 CID	1993	Cheyenne, Silverado; Code DD,GG,GN	22153	7.4L V8 454 CID	1992-1993	Base, Silverado; Code GR,HG,HZ,JW	22145
5.0L V8 305 CID	1994-1995	Base, Cheyenne, Silverado, WT; Code AR,AX,BD,GP,HK,JM	22140	7.4L V8 454 CID	1994	Base, Silverado	22145
5.0L V8 305 CID	1994-1995	Base, Cheyenne, Silverado, WT; Code BT,GM,HL	22149	7.4L V8 454 CID	1995-1997	Base, LS, LT	22145
5.0L V8 305 CID	1994-1995	Base, Cheyenne, Silverado, WT; Code DD,GG,GN	22153	7.4L V8 454 CID	1998-1999	Base, LS	22145
5.0L V8 305 CID	1996-1997	Base, Cheyenne, Silverado; For A/C Belt	22158	C3500			
5.0L V8 305 CID	1996-1997	Base, Cheyenne, Silverado; Exc.Air Cond	22162	5.7L V8 350 CID	1988-1989	Cheyenne, Scottsdale, Silverado; Code GJ,HS	22145
5.0L V8 305 CID	1998	Cheyenne, Silverado, WT; For A/C Belt	22158	5.7L V8 350 CID	1988-1989	Cheyenne, Scottsdale, Silverado; Code DD,GG,GN	22153

Engine	Years	Application Description	USMW	Engine	Years	Application Description	USMW
CHEVROLET (cont'd.)				CHEVROLET (cont'd.)			
C3500 (cont'd.)				CAMARO (cont'd.)			
5.7L V8 350 CID	1990	Scottsdale, Silverado; Code HS	22145	3.8L V6 229 CID	1980	Base, Berlietta, Rally Sport; Code AD	22045
5.7L V8 350 CID	1990	Scottsdale, Silverado; Code DD,GG,GN	22153	3.8L V6 229 CID	1980	Base, Berlietta, Rally Sport; Code CB, Thermal	22049
5.7L V8 350 CID	1991	Cheyenne, Scottsdale, Silverado; Code HS	22145	3.8L V6 229 CID	1981	Berlietta, Sport; non-thermal, Stamped #CB	21049
5.7L V8 350 CID	1991-1992	Cheyenne, Scottsdale, Silverado; Code DD,GG,GN	22153	3.8L V6 229 CID	1981	Berlietta, Sport; Code AD	22045
5.7L V8 350 CID	1992	Cheyenne, Scottsdale, Silverado; Code GJ,HS	22145	3.8L V6 229 CID	1981	Berlietta, Sport; Code CB, Thermal	22049
5.7L V8 350 CID	1993	Cheyenne, Silverado; Code GK	22142	3.8L V6 3800cc 231 CID	1980	Base, Berlietta, Rally Sport; For A/C Belt	22043
5.7L V8 350 CID	1993	Cheyenne, Silverado; Code GJ,HS	22145	3.8L V6 3800cc 231 CID	1980	Base, Berlietta, Rally Sport; Exc.Air Cond, Thermal	22049
5.7L V8 350 CID	1993	Cheyenne, Silverado; Code DD,GG,GN	22153	3.8L V6 3800cc 231 CID	1981	Berlietta, Sport; Exc.Air Cond, non-thermal	21049
5.7L V8 350 CID	1994-1995	Base, Cheyenne, Silverado; Code GK	22142	3.8L V6 3800cc 231 CID	1981	Berlietta, Sport; For A/C Belt	22043
5.7L V8 350 CID	1994-1995	Base, Cheyenne, Silverado; Code BT,GM,HL	22149	3.8L V6 3800cc 231 CID	1981	Berlietta, Sport; Exc.Air Cond, Thermal	22049
5.7L V8 350 CID	1994-1995	Base, Cheyenne, Silverado; Code DD,GG,GN	22153	4.1L L6 250 CID	1975-1979	non-thermal	21049
5.7L V8 350 CID	1996-1997	Base, Cheyenne, Silverado; For A/C Belt	22158	4.1L L6 250 CID	1975-1979	Thermal, Thermal	22049
5.7L V8 350 CID	1996-1997	Base, Cheyenne, Silverado; Exc.Air Cond	22162	4.1L L6 4097cc 250 CID	1967-1968	non-thermal	21011
5.7L V8 350 CID	1998	Cheyenne, Silverado; For A/C Belt	22158	4.1L L6 4097cc 250 CID	1967-1968	Thermal	22011
5.7L V8 350 CID	1998	Cheyenne, Silverado; Exc.Air Cond	22162	4.1L L6 4097cc 250 CID	1969-1974	non-thermal	21049
5.7L V8 350 CID	1999-2000	Base, LS; For A/C Belt	22158	4.1L L6 4097cc 250 CID	1969-1974	Thermal, Thermal	22049
5.7L V8 350 CID	1999-2000	Base, LS; Exc.Air Cond	22162	4.1L L6 4098cc 250 CID	1967-1968	non-thermal	21011
6.2L V8 379 CID	1988-1992	Cheyenne, Scottsdale, Silverado	22154	4.1L L6 4098cc 250 CID	1967-1968	Thermal	22011
6.2L V8 379 CID	1993	Cheyenne, Silverado	22154	4.1L L6 4098cc 250 CID	1969-1973	non-thermal	21049
6.5L V8 395 CID	1992-1993	Cheyenne, Silverado	22606	4.1L L6 4098cc 250 CID	1969-1973	Thermal, Thermal	22049
6.5L V8 395 CID	1994-1996	Base, Cheyenne, Silverado	22605	4.4L V8 267 CID	1980	Base, Berlietta, Rally Sport; non-thermal	21049
6.5L V8 395 CID	1997	Base, Cheyenne, Silverado	22613	4.4L V8 267 CID	1980	Base, Berlietta, Rally Sport; Thermal	22049
6.5L V8 395 CID	1998	Cheyenne, Silverado	22613	4.4L V8 267 CID	1981	Berlietta, Sport; non-thermal	21049
6.5L V8 395 CID	1999	Base, LS; engine mounting type: bolt-on	22613	4.4L V8 267 CID	1981	Berlietta, Sport; Thermal	22049
6.5L V8 395 CID	1999	Base, LS; engine mounting type: screw-on	22614	4.9L V8 4949cc 302 CID	1967-1969	non-thermal	21049
6.5L V8 395 CID	2000	Base, LS	22614	4.9L V8 4949cc 302 CID	1967-1969	Thermal, Thermal	22049
7.4L V8 454 CID	1988-1992	Cheyenne, Scottsdale, Silverado	22145	5.0L V8 305 CID	1976-1979	non-thermal	21049
7.4L V8 454 CID	1993	Cheyenne, Silverado	22145	5.0L V8 305 CID	1976-1979	Thermal, Thermal	22049
7.4L V8 454 CID	1994-1997	Base, Cheyenne, Silverado	22145	5.0L V8 305 CID	1980	Base, Berlietta, Rally Sport, Z28; Code DB	22045
7.4L V8 454 CID	1998	Cheyenne, Silverado	22145	5.0L V8 305 CID	1980	Base, Berlietta, Rally Sport, Z28; Code FD,HW,RL	22045
7.4L V8 454 CID	1999-2000	Base, LS	22145	5.0L V8 305 CID	1980	Base, Berlietta, Rally Sport, Z28; Code FD,HW,RL	22045
C4500 KODIAK				5.0L V8 305 CID	1981	Berlietta, Sport, Z28; Code DB	22045
6.6L V8 6599cc 403 CID	2003-2007		22629	5.0L V8 305 CID	1981	Berlietta, Sport, Z28; Code FD,HW,RL	22045
6.6L V8 6599cc 403 CID	2003-2007	Medium/Heavy Duty	22629	5.0L V8 305 CID	1981	Berlietta, Sport, Z28; Stamped #CB, Thermal	22049
8.1L V8 496 CID	2003-2009		22633	5.0L V8 305 CID	1982	Berlietta, Sport, Z28, Z28 Indianapolis 500 Pace Car; Code DB	22045
8.1L V8 496 CID	2003-2009	Medium/Heavy Duty	22633	5.0L V8 305 CID	1982	Berlietta, Sport, Z28, Z28 Indianapolis 500 Pace Car; Code FD,HW,RL	22045
C5500 KODIAK				5.0L V8 305 CID	1982	Berlietta, Sport, Z28, Z28 Indianapolis 500 Pace Car; Exc.Air Cond, Thermal	22049
6.0L V8 366 CID	1990-1991		22619	5.0L V8 305 CID	1982	Berlietta, Sport, Z28, Z28 Indianapolis 500 Pace Car; For A/C Belt, Heavy Duty Cooling, Thermal	22049
6.6L V8 6599cc 403 CID	2003-2007		22629	5.0L V8 305 CID	1983	Berlietta, Sport, Z28; Thermal	22049
6.6L V8 6599cc 403 CID	2003-2007	Medium/Heavy Duty	22629	5.0L V8 305 CID	1983	Z28; Exc.Air Cond, Thermal	22049
8.1L V8 496 CID	2003-2009		22633	5.0L V8 305 CID	1983	Z28; For A/C Belt, Thermal	22049
8.1L V8 496 CID	2003-2009	Medium/Heavy Duty	22633	5.0L V8 305 CID	1983-1984	Berlietta, Sport, Z28; Code DB	22045
C6500 KODIAK				5.0L V8 305 CID	1983-1984	Berlietta, Sport, Z28; Code FD,HW,RL	22045
6.0L V8 366 CID	1997-1998		22619	5.0L V8 305 CID	1984	Z28; non-thermal	21049
7.0L V8 6998cc 427 CID	1997-1998		22619	5.0L V8 305 CID	1984	Berlietta, Sport; Thermal	22049
7.2L L6 441 CID	1999-2002		22608	5.0L V8 305 CID	1985	Iroc-Z, Z28; non-thermal, Stamped #AK,DA	21049
7.2L L6 441 CID	1999-2002	Medium/Heavy Duty	22608	5.0L V8 305 CID	1985	Berlietta, Iroc-Z, Sport, Z28; Code DB	22045
7.4L V8 454 CID	1999-2000		22608	5.0L V8 305 CID	1985	Berlietta, Iroc-Z, Sport, Z28; Code FD,HW,RL	22045
7.4L V8 454 CID	1999-2000	Medium/Heavy Duty	22608	5.0L V8 305 CID	1985	Berlietta, Sport, Z28; Stamped #AK,DA, Thermal	22049
8.1L V8 496 CID	2001-2002		22630	5.0L V8 305 CID	1986-1989	non-thermal	21049
8.1L V8 496 CID	2001-2002	Medium/Heavy Duty	22630	5.0L V8 307 CID	1973	non-thermal	21049
8.1L V8 496 CID	2001-2002	Medium/Heavy Duty	22630	5.0L V8 307 CID	1973	Thermal, Thermal	22049
C7500 KODIAK				5.0L V8 5031cc 307 CID	1969-1973	non-thermal	21049
7.0L V8 6998cc 427 CID	1997-1998	C7H042	22631	5.0L V8 5031cc 307 CID	1969-1973	Thermal, Thermal	22049
7.2L L6 441 CID	2001-2002		22608	5.3L V8 5358cc 327 CID	1967-1969	non-thermal	21049
7.2L L6 441 CID	2001-2002	Medium/Heavy Duty	22608	5.3L V8 5358cc 327 CID	1967-1969	Thermal, Thermal	22049
7.4L V8 454 CID	1999-2000		22619	5.7L V8 350 CID	1973	non-thermal	21049
8.1L V8 496 CID	2001-2002		22630	5.7L V8 350 CID	1973	Thermal, Thermal	22049
8.1L V8 496 CID	2001-2002	Medium/Heavy Duty	22630	5.7L V8 350 CID	1975-1979	non-thermal	21049
CAMARO				5.7L V8 350 CID	1975-1979	Thermal, Thermal	22049
2.5L L4 2474cc 151 CID	1982	Sport; Exc.Heavy Duty Cooling, For A/C Belt, non-thermal	21049	5.7L V8 350 CID	1980	Base, Berlietta, Rally Sport, Z28	22045
2.5L L4 2474cc 151 CID	1982	Sport; For A/C Belt, Heavy Duty Cooling	22026	5.7L V8 350 CID	1981	Berlietta, Sport, Z28	22045
2.5L L4 2474cc 151 CID	1982	Sport; Exc.Heavy Duty Cooling, For A/C Belt, Thermal	22049	5.7L V8 350 CID	1987-1989	non-thermal	21049
2.5L L4 2474cc 151 CID	1983-1985	Sport; For A/C Belt, non-thermal	21049	5.7L V8 5736cc 350 CID	1967-1968	non-thermal	21011
2.5L L4 2474cc 151 CID	1983-1986	Sport; For A/C Belt, Thermal	22049	5.7L V8 5736cc 350 CID	1967-1968	Thermal	22011
2.5L L4 2474cc 151 CID	1986	non-thermal	21049	5.7L V8 5736cc 350 CID	1969-1974	non-thermal	21049
2.8L V6 173 CID	1982-1984	Berlietta, Sport; non-thermal	21049	5.7L V8 5736cc 350 CID	1969-1974	Thermal, Thermal	22049
2.8L V6 173 CID	1982-1984	Berlietta, Sport; Thermal	22049	5.7L V8 5737cc 350 CID	1972	non-thermal	21049
2.8L V6 173 CID	1986-1989	non-thermal	21049	5.7L V8 5737cc 350 CID	1972	Thermal, Thermal	22049
3.8L L6 3769cc 230 CID	1967-1969	non-thermal	21049	6.5L V8 6489cc 396 CID	1967-1968	non-thermal	21011
3.8L L6 3769cc 230 CID	1967-1969	Thermal, Thermal	22049				
3.8L V6 229 CID	1980	Base, Berlietta, Rally Sport; non-thermal, Stamped #CB	21049				

Engine	Years	Application Description	USMW	Engine	Years	Application Description	USMW
CHEVROLET (cont'd.)				CHEVROLET (cont'd.)			
CAMARO (cont'd.)				CAPRICE (cont'd.)			
6.5L V8 6489cc 396 CID	1967-1968	Thermal	22011	4.3L V6 262 CID	1993	Classic	22145
6.5L V8 6489cc 396 CID	1969	non-thermal	21049	4.3L V8 265 CID	1994	Classic, Classic LS	22045
6.5L V8 6489cc 396 CID	1969	Thermal, Thermal	22049	4.3L V8 265 CID	1995-1996	Classic	22045
6.6L V8 6588cc 402 CID	1970-1972	non-thermal	21049	4.4L V8 267 CID	1980	Classic, Classic Landau, Classic Sport; non-thermal, Stamped #AK	21049
6.6L V8 6588cc 402 CID	1970-1972	Thermal, Thermal	22049	4.4L V8 267 CID	1980	Classic, Classic Landau, Classic Sport; non-thermal, Stamped #CB	21049
7.0L V8 6998cc 427 CID	1969	non-thermal	21049	4.4L V8 267 CID	1980	Classic, Classic Landau, Classic Sport; Code AS	22043
7.0L V8 6998cc 427 CID	1969	Thermal, Thermal	22049	4.4L V8 267 CID	1980	Classic, Classic Landau, Classic Sport; Code AD	22045
CAPRICE				4.4L V8 267 CID	1980	Classic, Classic Landau, Classic Sport; Code AK, Thermal	22049
3.8L V6 229 CID	1980	Classic, Classic Landau, Classic Sport; non-thermal, Stamped #AK	21049	4.4L V8 267 CID	1980	Classic, Classic Landau, Classic Sport; Code CB, Thermal	21049
3.8L V6 229 CID	1980	Classic, Classic Landau, Classic Sport; Exc.Air Cond	22043	4.4L V8 267 CID	1981	Classic, Classic Estate, Classic Landau; non-thermal, Stamped #CB	21049
3.8L V6 229 CID	1980	Classic, Classic Landau, Classic Sport; Code AD, For A/C Belt	22045	4.4L V8 267 CID	1981	Classic, Classic Estate, Classic Landau; Code AS	22043
3.8L V6 229 CID	1980	Classic, Classic Landau, Classic Sport; Code AK, For A/C Belt, Thermal	22049	4.4L V8 267 CID	1981	Classic, Classic Estate, Classic Landau; Code AD	22045
3.8L V6 229 CID	1981	Classic, Classic Estate, Classic Landau; non-thermal, Stamped #AK	21049	4.4L V8 267 CID	1981	Classic, Classic Estate, Classic Landau; Code CB, Thermal	22049
3.8L V6 229 CID	1981	Classic, Classic Estate, Classic Landau; Exc.Air Cond	22043	4.4L V8 267 CID	1982	Classic, Classic Estate; Exc.Air Cond, non-thermal	21049
3.8L V6 229 CID	1981	Classic, Classic Estate, Classic Landau; Code AD, For A/C Belt	22045	4.4L V8 267 CID	1982	Classic, Classic Estate; Exc.Heavy Duty Cooling, For A/C Belt, non-thermal	21049
3.8L V6 229 CID	1981	Classic, Classic Estate, Classic Landau; Code AK, For A/C Belt, Thermal	22049	4.4L V8 267 CID	1982	Classic, Classic Estate; For A/C Belt, Heavy Duty Cooling	22045
3.8L V6 229 CID	1982	Classic, Classic Estate; non-thermal	21049	4.4L V8 267 CID	1982	Classic, Classic Estate; Exc.Air Cond, Thermal	22049
3.8L V6 229 CID	1982	Classic, Classic Estate; Thermal	22049	4.4L V8 267 CID	1982	Classic, Classic Estate; Exc.Heavy Duty Cooling, For A/C Belt, Thermal non-thermal	21011
3.8L V6 229 CID	1983-1984	Classic; non-thermal	21049	4.6L V8 4638cc 283 CID	1966	Thermal	22011
3.8L V6 229 CID	1983-1984	Classic; Thermal	22049	4.6L V8 4638cc 283 CID	1966	non-thermal	21049
3.8L V6 3800cc 231 CID	1980	Classic, Classic Landau, Classic Sport; non-thermal	21049	4.6L V8 4638cc 283 CID	1967	Thermal, Thermal	22049
3.8L V6 3800cc 231 CID	1980	Classic, Classic Landau, Classic Sport; Thermal	22049	5.0L V8 305 CID	1977-1979	non-thermal	21049
3.8L V6 3800cc 231 CID	1981	Classic, Classic Estate, Classic Landau; non-thermal	21049	5.0L V8 305 CID	1977-1979	Thermal, Thermal	22049
3.8L V6 3800cc 231 CID	1981	Classic, Classic Estate, Classic Landau; Thermal	22049	5.0L V8 305 CID	1980	Classic, Classic Landau, Classic Sport; Code AD	22045
3.8L V6 3800cc 231 CID	1982	Classic, Classic Estate	22043	5.0L V8 305 CID	1980	Classic, Classic Landau, Classic Sport; Code CU,FB	22045
3.8L V6 3800cc 231 CID	1983-1984	Classic	22043	5.0L V8 305 CID	1980	Classic, Classic Landau, Classic Sport; Code CY	22045
4.1L L6 250 CID	1977-1979	non-thermal	21049	5.0L V8 305 CID	1981	Classic, Classic Estate, Classic Landau; Code AD	22045
4.1L L6 250 CID	1977-1979	Thermal, Thermal	22049	5.0L V8 305 CID	1981	Classic, Classic Estate, Classic Landau; Code CU,FB	22045
4.1L L6 4097cc 250 CID	1967-1969	non-thermal	21049	5.0L V8 305 CID	1981	Classic, Classic Estate, Classic Landau; Code CY	22045
4.1L L6 4097cc 250 CID	1967-1969	Thermal, Thermal	22049	5.0L V8 305 CID	1982	Classic, Classic Estate; Exc.Air Cond, non-thermal	21049
4.1L L6 4097cc 250 CID	1971-1974	non-thermal	21049	5.0L V8 305 CID	1982	Classic, Classic Estate; Exc.Heavy Duty Cooling, For A/C Belt, non-thermal	21049
4.1L L6 4097cc 250 CID	1971-1974	Thermal, Thermal	22049	5.0L V8 305 CID	1982	Classic, Classic Estate; Exc.Heavy Duty Cooling, For A/C Belt, non-thermal	21049
4.1L L6 4098cc 250 CID	1967-1969	non-thermal	21049	5.0L V8 305 CID	1982	Classic, Classic Estate; Calif, For A/C Belt, Heavy Duty Cooling	22045
4.1L L6 4098cc 250 CID	1967-1969	Thermal, Thermal	22049	5.0L V8 305 CID	1982	Classic, Classic Estate; Federal, For A/C Belt, Heavy Duty Cooling	22045
4.3L V6 262 CID	1985	Classic; Exc.Air Cond, non-thermal, Stamped #AK,DA	21049	5.0L V8 305 CID	1982	Classic, Classic Estate; Exc.Air Cond, Thermal	22049
4.3L V6 262 CID	1985	Classic; Exc.Heavy Duty Cooling, For A/C Belt	22045	5.0L V8 305 CID	1982	Classic, Classic Estate; Exc.Heavy Duty Cooling, For A/C Belt, non-thermal	21049
4.3L V6 262 CID	1985	Classic; For A/C Belt, Heavy Duty Cooling	22045	5.0L V8 305 CID	1982	Classic, Classic Estate; Exc.Heavy Duty Cooling, For A/C Belt, non-thermal	21049
4.3L V6 262 CID	1985	Classic; Exc.Air Cond, Thermal	22049	5.0L V8 305 CID	1982	Classic, Classic Estate; Exc.Heavy Duty Cooling, For A/C Belt, non-thermal	21049
4.3L V6 262 CID	1986	Base, Classic, Classic Brougham; Exc.Air Cond, non-thermal, Stamped #DA	21049	5.0L V8 305 CID	1982	Classic, Classic Estate; Exc.Heavy Duty Cooling, For A/C Belt, non-thermal	21049
4.3L V6 262 CID	1986	Base, Classic, Classic Brougham; Exc.Heavy Duty Cooling, For A/C Belt, non-thermal, Stamped #CU,FB,AD,CX	21049	5.0L V8 305 CID	1982	Classic, Classic Estate; Exc.Heavy Duty Cooling, For A/C Belt, Thermal	22049
4.3L V6 262 CID	1986	Base, Classic, Classic Brougham; For A/C Belt, Heavy Duty Cooling	22045	5.0L V8 305 CID	1982	Classic, Classic Estate; Exc.Heavy Duty Cooling, For A/C Belt, Thermal	22049
4.3L V6 262 CID	1986	Base, Classic, Classic Brougham; Exc.Air Cond, Thermal	22049	5.0L V8 305 CID	1983-1984	Classic; Exc.Air Cond, non-thermal	21049
4.3L V6 262 CID	1986	Base, Classic, Classic Brougham; Exc.Heavy Duty Cooling, For A/C Belt, Thermal	22049	5.0L V8 305 CID	1983-1984	Classic; Exc.Heavy Duty Cooling, For A/C Belt, non-thermal	21049
4.3L V6 262 CID	1987	Base, Classic, Classic Brougham, Classic LS Brougham; non-thermal, Stamped #AK,DA	21049	5.0L V8 305 CID	1983-1984	Classic; Calif, For A/C Belt, Heavy Duty Cooling	22045
4.3L V6 262 CID	1987	Base, Classic, Classic Brougham, Classic LS Brougham; non-thermal, Stamped #CY,CB	21049	5.0L V8 305 CID	1983-1984	Classic; Federal, For A/C Belt, Heavy Duty Cooling	22045
4.3L V6 262 CID	1987	Base, Classic, Classic Brougham, Classic LS Brougham; Code AK,DA, Thermal	22049	5.0L V8 305 CID	1983-1984	Classic; Exc.Air Cond, Thermal	22049
4.3L V6 262 CID	1987-1988	Base, Classic, Classic Brougham, Classic LS Brougham; Code JF	22045	5.0L V8 305 CID	1983-1984	Classic; Exc.Heavy Duty Cooling, For A/C Belt, Thermal	22049
4.3L V6 262 CID	1987-1988	Base, Classic, Classic Brougham, Classic LS Brougham; Code CB,CY, Thermal	22049	5.0L V8 305 CID	1985	Classic; Exc.Heavy Duty Cooling, For A/C Belt, non-thermal, Stamped #CU,FB,AD,CX	21049
4.3L V6 262 CID	1988	Base, Classic, Classic Brougham, Classic LS Brougham; non-thermal, Stamped #CY	21049	5.0L V8 305 CID	1985	Classic; Heavy Duty Cooling	22045
4.3L V6 262 CID	1988	Base, Classic, Classic Brougham, Classic LS Brougham; non-thermal, Stamped #JA	21049	5.0L V8 305 CID	1985	Classic; Exc.Heavy Duty Cooling, Thermal	22049
4.3L V6 262 CID	1988	Base, Classic, Classic Brougham, Classic LS Brougham; Code JA, Thermal	22049	5.0L V8 305 CID	1986	Base, Classic, Classic Brougham; Exc.Air Cond, non-thermal, Stamped #DA	21049
4.3L V6 262 CID	1989-1990	Base, Classic; Code AN,AF	22145	5.0L V8 305 CID	1986	Base, Classic, Classic Brougham; Exc.Heavy Duty Cooling, For A/C Belt, non-thermal, Stamped #CU,FB,AD,CX	21049
4.3L V6 262 CID	1989-1990	Base, Classic; Code AP,BA	22145	5.0L V8 305 CID	1986	Base, Classic, Classic Brougham; Code CY, Exc.Heavy Duty Cooling, For A/C Belt	22045
4.3L V6 262 CID	1989-1990	Base, Classic; Code AL	22149	5.0L V8 305 CID	1986	Base, Classic, Classic Brougham; Code AD,CU,CX,FB, Exc.Heavy Duty Cooling, For A/C Belt, Thermal	22049
4.3L V6 262 CID	1992	Base	22145	5.0L V8 305 CID	1986	Base, Classic, Classic Brougham; Exc.Air Cond, Thermal	22049



FAN CLUTCH APPLICATION GUIDE



Engine	Years	Application Description	USMW	Engine	Years	Application Description	USMW
CHEVROLET (cont'd.)				CHEVROLET (cont'd.)			
CAPRICE (cont'd.)				CAPRICE (cont'd.)			
5.0L V8 305 CID	1987	Base, Classic, Classic Brougham, Classic LS Brougham; Heavy Duty Cooling, non-thermal, Stamped #CB	21049	7.0L V8 6998cc 427 CID	1967-1969	non-thermal	21049
5.0L V8 305 CID	1987-1988	Base, Classic, Classic Brougham, Classic LS Brougham; Exc.Heavy Duty Cooling, non-thermal, Stamped #CU,FB,AD,CX	21049	7.0L V8 6998cc 427 CID	1967-1969	Thermal, Thermal	22049
5.0L V8 305 CID	1987-1988	Base, Classic, Classic Brougham, Classic LS Brougham; Exc.Heavy Duty Cooling, Thermal	22049	7.4L V8 454 CID	1975-1976	non-thermal	21049
5.0L V8 305 CID	1987-1988	Base, Classic, Classic Brougham, Classic LS Brougham; Heavy Duty Cooling, Thermal	22049	7.4L V8 454 CID	1975-1976	Thermal, Thermal	22049
5.0L V8 305 CID	1988	Base, Classic, Classic Brougham, Classic LS Brougham; Heavy Duty Cooling, non-thermal, Stamped #CY	21049	7.4L V8 7439cc 454 CID	1970-1974	non-thermal	21049
5.0L V8 305 CID	1989-1990	Base, Classic, Classic Brougham, Classic LS Brougham; Code AN,AF	22145	7.4L V8 7439cc 454 CID	1970-1974	Thermal, Thermal	22049
5.0L V8 305 CID	1989-1990	Base, Classic, Classic Brougham, Classic LS Brougham; Code AL	22149	7.4L V8 7441cc 454 CID	1970-1974	non-thermal	21049
5.0L V8 305 CID	1991-1992	Base, Classic, Classic LTZ	22145	7.4L V8 7441cc 454 CID	1970-1974	Thermal, Thermal	22049
5.0L V8 305 CID	1993	Classic, Classic LS	22145	CHEVELLE			
5.0L V8 307 CID	1986	Classic, Classic Brougham; non-thermal, Stamped #OS	21049	3.8L L6 230 CID	1967	non-thermal	21049
5.0L V8 307 CID	1986	Classic, Classic Brougham; Thermal	22049	3.8L L6 230 CID	1967	Thermal, Thermal	22049
5.0L V8 307 CID	1987	Base, Classic; non-thermal	21049	3.8L L6 3769cc 230 CID	1967-1969	non-thermal	21049
5.0L V8 307 CID	1987	Base, Classic; Thermal	22049	3.8L L6 3769cc 230 CID	1967-1969	Thermal, Thermal	22049
5.0L V8 307 CID	1988	Classic; non-thermal	21049	4.1L L6 250 CID	1967	non-thermal	21049
5.0L V8 307 CID	1988-1990	Classic; Thermal	22049	4.1L L6 250 CID	1967	Thermal, Thermal	22049
5.0L V8 5031cc 307 CID	1968-1969	non-thermal	21049	4.1L L6 250 CID	1967-1973	non-thermal	21049
5.0L V8 5031cc 307 CID	1968-1969	Thermal, Thermal	22049	4.1L L6 4097cc 250 CID	1967-1973	Thermal, Thermal	22049
5.0L V8 5031cc 307 CID	1971-1973	non-thermal	21049	4.6L V8 283 CID	1965-1966	non-thermal	21011
5.0L V8 5031cc 307 CID	1971-1973	Thermal, Thermal	22049	4.6L V8 283 CID	1965-1966	Thermal	22011
5.3L V8 5358cc 327 CID	1966	non-thermal	21016	4.6L V8 283 CID	1967	non-thermal	21049
5.3L V8 5358cc 327 CID	1967-1969	non-thermal	21049	4.6L V8 283 CID	1967	Thermal, Thermal	22049
5.3L V8 5358cc 327 CID	1967-1969	Thermal, Thermal	22049	4.6L V8 4638cc 283 CID	1964-1966	non-thermal	21011
5.7L V8 350 CID	1975-1979	non-thermal	21049	4.6L V8 4638cc 283 CID	1964-1966	Thermal	22011
5.7L V8 350 CID	1975-1979	Thermal, Thermal	22049	4.6L V8 4638cc 283 CID	1967	non-thermal	21049
5.7L V8 350 CID	1980	Classic, Classic Landau, Classic Sport; Exc.Heavy Duty Cooling, non-thermal	21049	4.6L V8 4638cc 283 CID	1967	Thermal, Thermal	22049
5.7L V8 350 CID	1980	Classic, Classic Landau, Classic Sport; Exc.Air Cond	22045	5.0L V8 307 CID	1968	non-thermal	21049
5.7L V8 350 CID	1980	Classic, Classic Landau, Classic Sport; For A/C Belt	22045	5.0L V8 307 CID	1968	Thermal, Thermal	22049
5.7L V8 350 CID	1980	Classic, Classic Landau, Classic Sport; Heavy Duty Cooling	22045	5.0L V8 5031cc 307 CID	1968-1973	non-thermal	21049
5.7L V8 350 CID	1980	Classic, Classic Landau, Classic Sport; Exc.Heavy Duty Cooling, Thermal	22049	5.0L V8 5031cc 307 CID	1968-1973	Thermal, Thermal	22049
5.7L V8 350 CID	1981	Classic, Classic Estate, Classic Landau; Exc.Heavy Duty Cooling, non-thermal	21049	5.3L V8 5358cc 327 CID	1964	non-thermal	21016
5.7L V8 350 CID	1981	Classic, Classic Estate, Classic Landau; Heavy Duty Cooling	22045	5.3L V8 5358cc 327 CID	1966	non-thermal	21016
5.7L V8 350 CID	1981	Classic, Classic Estate, Classic Landau; Exc.Heavy Duty Cooling, Thermal	22049	5.3L V8 5358cc 327 CID	1967-1968	non-thermal	21049
5.7L V8 350 CID	1982	Classic, Classic Estate; Exc.Heavy Duty Cooling, non-thermal	21049	5.3L V8 5358cc 327 CID	1967-1968	Thermal, Thermal	22049
5.7L V8 350 CID	1982	Classic, Classic Estate; Heavy Duty Cooling	22045	5.4L V8 327 CID	1965	non-thermal	21011
5.7L V8 350 CID	1982	Classic, Classic Estate; Exc.Heavy Duty Cooling, Thermal	22049	5.4L V8 327 CID	1965	Thermal	22011
5.7L V8 350 CID	1983-1984	Classic; Exc.Heavy Duty Cooling, non-thermal	21049	5.4L V8 327 CID	1967	non-thermal	21049
5.7L V8 350 CID	1983-1985	Classic; Heavy Duty Cooling	22045	5.4L V8 327 CID	1967	Thermal, Thermal	22049
5.7L V8 350 CID	1983-1985	Classic; Exc.Heavy Duty Cooling, Thermal	22049	5.7L V8 5736cc 350 CID	1968-1973	non-thermal	21049
5.7L V8 350 CID	1985	Classic; Exc.Heavy Duty Cooling, non-thermal, Stamped #OJ,OL	21049	5.7L V8 5736cc 350 CID	1968-1973	Thermal, Thermal	22049
5.7L V8 350 CID	1989-1990	Base	22145	6.5L V8 396 CID	1967	non-thermal	21049
5.7L V8 350 CID	1991-1992	Base, Classic, Classic LTZ	22145	6.5L V8 396 CID	1967	Thermal, Thermal	22049
5.7L V8 350 CID	1993	Classic LTZ	22145	6.5L V8 396 CID	1970	non-thermal	21049
5.7L V8 350 CID	1994	Classic, Classic LS	22045	6.5L V8 396 CID	1970	Thermal, Thermal	22049
5.7L V8 350 CID	1995-1996	Classic	22045	6.5L V8 6489cc 396 CID	1965-1966	non-thermal	21011
5.7L V8 5736cc 350 CID	1969-1974	non-thermal	21049	6.5L V8 6489cc 396 CID	1965-1966	Thermal	22011
5.7L V8 5736cc 350 CID	1969-1974	Thermal, Thermal	22049	6.5L V8 6489cc 396 CID	1967-1969	non-thermal	21049
5.7L V8 5737cc 350 CID	1974	non-thermal	21049	6.5L V8 6489cc 396 CID	1967-1969	Thermal, Thermal	22049
5.7L V8 5737cc 350 CID	1974	Thermal, Thermal	22049	6.6L V8 6555cc 400 CID	1970-1973	non-thermal	21049
6.5L V8 6489cc 396 CID	1966	non-thermal	21011	6.6L V8 6555cc 400 CID	1970-1973	Thermal, Thermal	22049
6.5L V8 6489cc 396 CID	1966	Thermal	22011	6.6L V8 6588cc 402 CID	1970-1972	Thermal, Thermal	22049
6.5L V8 6489cc 396 CID	1967-1968	non-thermal	21049	6.6L V8 6588cc 402 CID	1971-1972	non-thermal	21049
6.5L V8 6489cc 396 CID	1967-1968	Thermal, Thermal	22049	7.4L V8 7439cc 454 CID	1970-1973	non-thermal	21049
6.6L V8 400 CID	1975-1976	non-thermal	21049	7.4L V8 7439cc 454 CID	1970-1973	Thermal, Thermal	22049
6.6L V8 400 CID	1975-1976	Thermal, Thermal	22049	7.4L V8 7441cc 454 CID	1970-1973	non-thermal	21049
6.6L V8 6555cc 400 CID	1970-1974	non-thermal	21049	7.4L V8 7441cc 454 CID	1970-1973	Thermal, Thermal	22049
6.6L V8 6555cc 400 CID	1970-1974	Thermal, Thermal	22049	CHEVETTE			
6.6L V8 6556cc 400 CID	1970-1974	non-thermal	21049	1.4L L4 1393cc 85 CID	1976-1977		22013
6.6L V8 6556cc 400 CID	1970-1974	Thermal, Thermal	22049	1.6L L4 98 CID	1976-1979		22013
6.6L V8 6588cc 402 CID	1970-1972	non-thermal	21049	1.6L L4 98 CID	1980-1982	Base, Scooter; For A/C Belt	22013
6.6L V8 6588cc 402 CID	1970-1972	Thermal, Thermal	22049	1.6L L4 98 CID	1983	Base, S, Scooter; For A/C Belt	22013
7.0L V8 6998cc 427 CID	1966	non-thermal	21011	1.6L L4 98 CID	1984-1985	Base, CS; For A/C Belt	22013
7.0L V8 6998cc 427 CID	1966	Thermal	22011	1.6L L4 98 CID	1986-1987	CS; For A/C Belt	22013
				1.8L L4 1819cc 110 CID	1981	Base	22013
				1.8L L4 1819cc 110 CID	1982	Base, Diesel	22013
				1.8L L4 1819cc 110 CID	1983	Base, S	22013
				1.8L L4 1819cc 110 CID	1984-1985	Base, CS	22013
				1.8L L4 1819cc 110 CID	1986	CS	22013
				CHEVY II			
				3.8L L6 230 CID	1965-1966	non-thermal	21016
				3.8L L6 3769cc 230 CID	1965-1966	non-thermal	21016
				3.8L L6 3769cc 230 CID	1965-1966	Nova	22038
				4.1L L6 4097cc 250 CID	1967-1968	non-thermal	21011
				4.1L L6 4097cc 250 CID	1967-1968	Thermal	22011
				4.1L L6 4098cc 250 CID	1967-1968	non-thermal	21011
				4.1L L6 4098cc 250 CID	1967-1968	Thermal	22011
				4.6L V8 4638cc 283 CID	1963-1967	non-thermal	21011
				4.6L V8 4638cc 283 CID	1963-1967	Thermal	22011
				5.3L V8 5358cc 327 CID	1965-1967	non-thermal	21016
				5.7L V8 5736cc 350 CID	1968	non-thermal	21011
				5.7L V8 5736cc 350 CID	1968	Thermal	22011
				6.5L V8 6489cc 396 CID	1968	non-thermal	21011
				6.5L V8 6489cc 396 CID	1968	Thermal	22011
				COLORADO			
				2.8L L4 171 CID	2016	LT, WT, Z71	22351

FAN CLUTCHES

Engine	Years	Application Description	USMW	Engine	Years	Application Description	USMW
CHEVROLET (cont'd.)				CHEVROLET (cont'd.)			
COLORADO (cont'd.)				EL CAMINO (cont'd.)			
2.8L L4 171 CID	2017	LT, WT, Z71, ZR2	22351	4.4L V8 267 CID	1979	Thermal, Thermal	22049
2.8L L4 2770cc 169 CID	2004	Base, LS, Sport, Sport LS, Z71, Z71 LS, Z85, Z85 LS	22123	4.4L V8 267 CID	1980	Base, Royal Knight, SS; non-thermal, Stamped #FC	21049
2.8L L4 2770cc 169 CID	2005	Sport, Sport LS, Z71, Z71 LS, Z85, Z85 LS	22123	4.4L V8 267 CID	1980	Base, Royal Knight, SS; Code AS	22043
2.8L L4 2770cc 169 CID	2006	LS, LT, WT	22123	4.4L V8 267 CID	1980	Base, Royal Knight, SS; Code AD	22045
2.9L L4 2921cc 178 CID	2007-2008	LS, LT, WT	22123	4.4L V8 267 CID	1980	Base, Royal Knight, SS; Code FB	22045
2.9L L4 2921cc 178 CID	2009-2012	LT, WT	22123	4.4L V8 267 CID	1980	Base, Royal Knight, SS; Code FC, Thermal	22049
3.5L L5 3460cc 211 CID	2004	Base, LS, Sport, Sport LS, Z71, Z71 LS, Z85, Z85 LS	22173	4.4L V8 267 CID	1981	Base, Conquista, Royal Knight, SS; non-thermal, Stamped #FC	21049
3.5L L5 3460cc 211 CID	2005	Sport, Sport LS, Z71, Z71 LS, Z85, Z85 LS	22173	4.4L V8 267 CID	1981	Base, Conquista, Royal Knight, SS; Code AS	22043
3.5L L5 3460cc 211 CID	2006	LT, WT	22173	4.4L V8 267 CID	1981	Base, Conquista, Royal Knight, SS; Code AD	22045
3.7L L5 3654cc 223 CID	2007	LS, LT	22173	4.4L V8 267 CID	1981	Base, Conquista, Royal Knight, SS; Code FB	22045
3.7L L5 3654cc 223 CID	2008	LS, LT, WT	22173	4.4L V8 267 CID	1981	Base, Conquista, Royal Knight, SS; Code FC, Thermal	22049
3.7L L5 3654cc 223 CID	2009-2012	LT, WT	22173	4.4L V8 267 CID	1981	Base, Conquista, Royal Knight, SS; Code FC, Thermal	22049
5.3L V8 5328cc 325 CID	2009-2012	LT	22615	4.4L V8 267 CID	1982	Base, Conquista, SS; non-thermal, Stamped #CU,FB,AD,CX	21049
CORVETTE				4.4L V8 267 CID	1982	Base, Conquista, SS; Code CM,FC,KC	22045
4.6L V8 4638cc 283 CID	1957-1958		22038	4.4L V8 267 CID	1982	Base, Conquista, SS; Code AD, CU, CX, FB, Thermal	22049
4.6L V8 4638cc 283 CID	1960-1961		22012	4.6L V8 4638cc 283 CID	1959-1960	non-thermal	21011
5.0L V8 305 CID	1980	Base; Exc.Heavy Duty Cooling	22037	4.6L V8 4638cc 283 CID	1959-1960	Thermal	22011
5.0L V8 305 CID	1980	Base; Heavy Duty Cooling	22060	4.6L V8 4638cc 283 CID	1964-1966	non-thermal	21011
5.3L V8 5358cc 327 CID	1962-1968		22038	4.6L V8 4638cc 283 CID	1964-1966	Thermal	22011
5.7L V8 350 CID	1975-1979		22012	4.6L V8 4638cc 283 CID	1967	non-thermal	21049
5.7L V8 350 CID	1980	Base; Code AZ	22037	4.6L V8 4638cc 283 CID	1967	Thermal, Thermal	22049
5.7L V8 350 CID	1980	Base; Spring Code:AA	22037	4.6L V8 4638cc 283 CID	1967	Thermal, Thermal	22049
5.7L V8 350 CID	1980	Base; Code AX	22060	5.0L V8 305 CID	1976-1979	non-thermal	21049
5.7L V8 350 CID	1981	Base; Exc.Heavy Duty Cooling	22037	5.0L V8 305 CID	1976-1979	Thermal, Thermal	22049
5.7L V8 350 CID	1981	Base; Heavy Duty Cooling	22060	5.0L V8 305 CID	1980	Base, Royal Knight, SS; non-thermal, Stamped #AS	21049
5.7L V8 350 CID	1982	Base, Collector's Edition; Exc.Heavy Duty Cooling	22037	5.0L V8 305 CID	1980	Base, Royal Knight, SS; non-thermal, Stamped #FB,AD	21049
5.7L V8 350 CID	1982	Base, Collector's Edition; Heavy Duty Cooling	22037	5.0L V8 305 CID	1980	Base, Royal Knight, SS; non-thermal, Stamped #FC	21049
5.7L V8 5736cc 350 CID	1969		22012	5.0L V8 305 CID	1980	Base, Royal Knight, SS; Code DC	22045
6.5L V8 6489cc 396 CID	1965	non-thermal	21016	5.0L V8 305 CID	1980	Base, Royal Knight, SS; Code AD, FB, Thermal	22049
7.0L V8 6998cc 427 CID	1966-1969		22012	5.0L V8 305 CID	1980	Base, Royal Knight, SS; Code AS, Thermal	22049
7.4L V8 454 CID	1970-1974	W/O AIR	22050	5.0L V8 305 CID	1980	Base, Royal Knight, SS; Code FC, Thermal	22049
7.4L V8 454 CID	1970-1974	Air Cond	22052	5.0L V8 305 CID	1981	Base, Conquista, Royal Knight, SS; non-thermal, Stamped #AS	21049
7.4L V8 7439cc 454 CID	1970-1974	W/O AIR	22050	5.0L V8 305 CID	1981	Base, Conquista, Royal Knight, SS; non-thermal, Stamped #FB,AD	21049
7.4L V8 7439cc 454 CID	1970-1974	Air Cond	22052	5.0L V8 305 CID	1981	Base, Conquista, Royal Knight, SS; non-thermal, Stamped #FC	21049
7.4L V8 7441cc 454 CID	1970-1974	W/O AIR	22050	5.0L V8 305 CID	1981	Base, Conquista, Royal Knight, SS; Code DC	22045
7.4L V8 7441cc 454 CID	1970-1974	Air Cond	22052	5.0L V8 305 CID	1981	Base, Conquista, Royal Knight, SS; Code AJ, DC	22045
DEL RAY				5.0L V8 305 CID	1982	Base, Conquista, SS; Code CM, FC, KC	22045
4.6L V8 4638cc 283 CID	1958	non-thermal	21049	5.0L V8 305 CID	1982	Base, Conquista, SS; Code AD, CU, CX, FB, Thermal	22049
4.6L V8 4638cc 283 CID	1958	Thermal, Thermal	22049	5.0L V8 305 CID	1982	Base, Conquista, SS	22045
5.7L V8 5704cc 348 CID	1958	non-thermal	21016	5.0L V8 305 CID	1987	Base, SS	22045
EL CAMINO				5.0L V8 305 CID	1987	Base, SS	22045
3.3L V6 200 CID	1978-1979	non-thermal	21049	5.0L V8 5031cc 307 CID	1968-1973	non-thermal	21049
3.3L V6 200 CID	1978-1979	Thermal, Thermal	22049	5.0L V8 5031cc 307 CID	1968-1973	Thermal, Thermal	22049
3.8L L6 3769cc 230 CID	1967-1969	non-thermal	21049	5.3L V8 5358cc 327 CID	1964-1968	non-thermal	21016
3.8L L6 3769cc 230 CID	1967-1969	Thermal, Thermal	22049	5.3L V8 5358cc 327 CID	1967-1969	Thermal, Thermal	22049
3.8L V6 229 CID	1980	Base, Royal Knight; non-thermal	21049	5.3L V8 5358cc 327 CID	1969	non-thermal	21049
3.8L V6 229 CID	1980	Base, Royal Knight; Thermal	22049	5.7L V8 350 CID	1975-1979	non-thermal	21049
3.8L V6 229 CID	1981	Base, Conquista, Royal Knight; non-thermal	21049	5.7L V8 350 CID	1975-1979	Thermal, Thermal	22049
3.8L V6 229 CID	1981	Base, Conquista, Royal Knight; Thermal	22049	5.7L V8 350 CID	1983-1984	Base, Conquista, SS; Exc.Heavy Duty Cooling, non-thermal	21049
3.8L V6 229 CID	1982	Base, Conquista; non-thermal	21049	5.7L V8 350 CID	1983-1984	Base, Conquista, SS; Heavy Duty Cooling	22045
3.8L V6 229 CID	1982	Base, Conquista; Thermal	22049	5.7L V8 350 CID	1983-1984	Base, Conquista, SS; Exc.Heavy Duty Cooling, Thermal	22049
3.8L V6 229 CID	1983	Conquista, SS; non-thermal	21049	5.7L V8 5704cc 348 CID	1959-1960	non-thermal	21011
3.8L V6 229 CID	1983	Conquista, SS; Thermal	22049	5.7L V8 5704cc 348 CID	1959-1960	Thermal	22011
3.8L V6 229 CID	1984	Base, Conquista, SS; non-thermal	21049	5.7L V8 5736cc 350 CID	1968-1974	non-thermal	21049
3.8L V6 229 CID	1984	Base, Conquista, SS; Thermal	22049	5.7L V8 5736cc 350 CID	1968-1974	Thermal, Thermal	22049
3.8L V6 231 CID	1979	non-thermal	21049	5.7L V8 5737cc 350 CID	1974	non-thermal	21049
3.8L V6 231 CID	1979	Thermal, Thermal	22049	5.7L V8 5737cc 350 CID	1974	Thermal, Thermal	22049
3.8L V6 3800cc 231 CID	1978-1979	non-thermal	21049	6.5L V8 396 CID	1970	non-thermal	21049
3.8L V6 3800cc 231 CID	1978-1979	Thermal, Thermal	22049	6.5L V8 396 CID	1970	Thermal, Thermal	22049
3.8L V6 3800cc 231 CID	1980	Base, Royal Knight, SS; non-thermal, Stamped #TS	21049	6.5L V8 6489cc 396 CID	1966	non-thermal	21011
3.8L V6 3800cc 231 CID	1980	Base, Royal Knight, SS; Thermal	22049	6.5L V8 6489cc 396 CID	1966	Thermal	22011
3.8L V6 3800cc 231 CID	1981	Base, Conquista, Royal Knight, SS; non-thermal, Stamped #TS	21049	6.5L V8 6489cc 396 CID	1967-1969	non-thermal	21049
3.8L V6 3800cc 231 CID	1981	Base, Conquista, Royal Knight, SS; Thermal	22049	6.5L V8 6489cc 396 CID	1967-1969	Thermal, Thermal	22049
3.8L V6 3800cc 231 CID	1982-1984	Base, Conquista, SS; non-thermal	21049	6.6L V8 400 CID	1975-1976	non-thermal	21049
3.8L V6 3800cc 231 CID	1982-1984	Base, Conquista, SS; Thermal	22049				
4.1L L6 250 CID	1975-1977	non-thermal	21049				
4.1L L6 250 CID	1975-1977	Thermal, Thermal	22049				
4.1L L6 4097cc 250 CID	1967-1974	non-thermal	21049				
4.1L L6 4097cc 250 CID	1967-1974	Thermal, Thermal	22049				
4.1L L6 4098cc 250 CID	1967-1974	non-thermal	21049				
4.1L L6 4098cc 250 CID	1967-1974	Thermal, Thermal	22049				
4.3L V6 262 CID	1985-1986	Base, Conquista, SS; non-thermal	21049				
4.3L V6 262 CID	1985-1986	Base, Conquista, SS; Thermal	22049				
4.3L V6 262 CID	1987	Base, SS; non-thermal	21049				
4.3L V6 262 CID	1987	Base, SS; Thermal	22049				
4.4L V8 267 CID	1979	non-thermal	21049				

Engine	Years	Application Description	USMW	Engine	Years	Application Description	USMW
CHEVROLET (cont'd.)				CHEVROLET (cont'd.)			
EL CAMINO (cont'd.)				EXPRESS 2500 (cont'd.)			
6.6L V8 400 CID	1975-1976	Thermal, Thermal	22049	6.5L V8 395 CID	1997-1998	Base, LS; engine mounting type: bolt-on	22613
6.6L V8 6555cc 400 CID	1970-1974	non-thermal	21049	6.5L V8 395 CID	1999-2002	Base, LS	22625
6.6L V8 6555cc 400 CID	1970-1974	Thermal, Thermal	22049	6.6L V8 6599cc 403 CID	2006	Base, LS, LT	22617
6.6L V8 6556cc 400 CID	1974	non-thermal	21049	6.6L V8 6599cc 403 CID	2007-2008	Base	22617
6.6L V8 6556cc 400 CID	1974	Thermal, Thermal	22049	6.6L V8 6599cc 403 CID	2009-2016	Base	22341
6.6L V8 6588cc 402 CID	1970-1972	non-thermal	21049	EXPRESS 3500			
6.6L V8 6588cc 402 CID	1970-1972	Thermal, Thermal	22049	2.8L L4 171 CID	2017	Base, LS, LT	22351
7.4L V8 454 CID	1975	non-thermal	21049	4.8L V8 294 CID	2005	Base, LS; Exc.Air Cond	22157
7.4L V8 454 CID	1975	Thermal, Thermal	22049	4.8L V8 294 CID	2005	Base, LS; For A/C Belt	22158
7.4L V8 7439cc 454 CID	1970-1974	non-thermal	21049	4.8L V8 294 CID	2006-2011	Base; Exc.Air Cond	22157
7.4L V8 7439cc 454 CID	1970-1974	Thermal, Thermal	22049	4.8L V8 294 CID	2006-2011	Base; For A/C Belt	22158
7.4L V8 7441cc 454 CID	1970-1974	non-thermal	21049	4.8L V8 294 CID	2012-2014	Base, LS, LT; For A/C Belt	22158
7.4L V8 7441cc 454 CID	1970-1974	Thermal, Thermal	22049	4.8L V8 294 CID	2012-2016	Base, LS, LT; Exc.Air Cond	22157
EXPRESS 1500				4.8L V8 294 CID	2015-2017	Base, LS, LT; Exc.A/C	22157
4.3L V6 262 CID	1996-2000	Base, LS; For A/C Belt	22158	4.8L V8 294 CID	2015-2017	Base, LS, LT; A/C	22158
4.3L V6 262 CID	1996-2000	Base, LS; Exc.Air Cond	22162	5.7L V8 350 CID	1996-2002	Base, LS; For A/C Belt	22158
4.3L V6 262 CID	2001-2002	Base, LS, LT; For A/C Belt	22158	5.7L V8 350 CID	1996-2002	Base, LS; Exc.Air Cond	22162
4.3L V6 262 CID	2001-2002	Base, LS, LT; Exc.Air Cond	22162	6.0L V8 5967cc 364 CID	2003-2005	Base, LS; Exc.Air Cond	22157
4.3L V6 262 CID	2003-2005	Base, LS; Exc.Air Cond	22157	6.0L V8 5967cc 364 CID	2003-2005	Base, LS; For A/C Belt	22158
4.3L V6 262 CID	2003-2005	Base, LS; For A/C Belt	22158	6.0L V8 5967cc 364 CID	2006-2013	Base, LS, LT; Exc.Air Cond	22157
4.3L V6 262 CID	2006	Base, LS, LT; Exc.Air Cond	22157	6.0L V8 5967cc 364 CID	2006-2014	Base, LS, LT; For A/C Belt	22158
4.3L V6 262 CID	2006	Base, LS, LT; For A/C Belt	22158	6.0L V8 5967cc 364 CID	2010-2017	Base; Cutaway Chassis	22624
4.3L V6 262 CID	2007-2012	Base; Exc.Air Cond	22157	6.0L V8 5967cc 364 CID	2014	Base, LS; Exc.Air Cond	22157
4.3L V6 262 CID	2007-2012	Base; For A/C Belt	22158	6.0L V8 5967cc 364 CID	2014	LT; Exc.Cutaway Chassis (Exc.A/C)	22157
4.3L V6 4293cc 262 CID	2013-2014	Base; Exc.Air Cond	22157	6.0L V8 5967cc 364 CID	2014-2017	Base; Exc.Cutaway Chassis (A/C)	22158
4.3L V6 4293cc 262 CID	2013-2014	Base; For A/C Belt	22158	6.0L V8 5967cc 364 CID	2015	Base, LT; Exc.Cutaway Chassis (Exc.A/C)	22157
5.0L V8 305 CID	1996-2000	Base, LS; For A/C Belt	22158	6.0L V8 5967cc 364 CID	2015	LS; Exc.Air Cond	22157
5.0L V8 305 CID	1996-2000	Base, LS; Exc.Air Cond	22162	6.0L V8 5967cc 364 CID	2015-2017	LS, LT; Exc.A/C	22157
5.0L V8 305 CID	2001-2002	Base, LS, LT; For A/C Belt	22158	6.0L V8 5967cc 364 CID	2015-2017	LS, LT; A/C	22158
5.0L V8 305 CID	2001-2002	Base, LS, LT; Exc.Air Cond	22162	6.0L V8 5967cc 364 CID	2016	LS, LT; Exc.Air Cond	22157
5.3L V8 5328cc 325 CID	2003-2005	Base, LS; Exc.Air Cond	22157	6.0L V8 5967cc 364 CID	2016-2017	Base; Exc.Cutaway Chassis (Exc.A/C)	22157
5.3L V8 5328cc 325 CID	2003-2005	Base, LS; For A/C Belt	22158	6.5L V8 395 CID	1996	Base, LS	22605
5.3L V8 5328cc 325 CID	2006	Base, LS, LT; Exc.Air Cond	22157	6.5L V8 395 CID	1997-1998	Base, LS; engine mounting type: bolt-on	22613
5.3L V8 5328cc 325 CID	2006	Base, LS, LT; For A/C Belt	22158	6.5L V8 395 CID	1999-2002	Base, LS	22625
5.3L V8 5328cc 325 CID	2007	LS, LT; Exc.Air Cond	22157	6.6L V8 6599cc 403 CID	2006-2008	Base	22617
5.3L V8 5328cc 325 CID	2007	LS, LT; For A/C Belt	22158	6.6L V8 6599cc 403 CID	2009-2014	Base	22341
5.3L V8 5328cc 325 CID	2008-2013	Base, LS, LT; For A/C Belt	22158	6.6L V8 6599cc 403 CID	2015-2016	Base, LS, LT	22341
5.3L V8 5328cc 325 CID	2008-2014	Base, LS, LT; Exc.Air Cond	22157	7.4L V8 454 CID	1996-2000	Base, LS	22145
5.3L V8 5328cc 325 CID	2014	Base; For A/C Belt	22158	8.1L V8 496 CID	2001-2002	Base, LS	22158
5.3L V8 5328cc 325 CID	2014	LS, LT; A/C	22158	EXPRESS 4500			
5.7L V8 350 CID	1996-2000	Base, LS; For A/C Belt	22158	6.0L V8 5967cc 364 CID	2009	Base	22157
5.7L V8 350 CID	1996-2000	Base, LS; Exc.Air Cond	22162	6.0L V8 5967cc 364 CID	2009-2012	With A/C	22158
5.7L V8 350 CID	2001-2002	Base, LS, LT; For A/C Belt	22158	6.0L V8 5967cc 364 CID	2010-2016	Base	22624
5.7L V8 350 CID	2001-2002	Base, LS, LT; Exc.Air Cond	22162	6.6L V8 6599cc 403 CID	2009-2016	Base	22341
EXPRESS 2500				G10			
2.8L L4 171 CID	2017	Base, LS, LT	22351	4.1L L6 250 CID	1980-1981	Beauville, Chevy Van, Sportvan	22045
4.3L V6 262 CID	1996-2001	Base; For A/C Belt	22158	4.1L L6 250 CID	1982	Beauville, Chevy Van, Sportvan; Exc.Air Cond, Exc.Heavy Duty Cooling	22026
4.3L V6 262 CID	1996-2001	Base; Exc.Air Cond	22162	4.1L L6 250 CID	1982	Beauville, Chevy Van, Sportvan; For A/C Belt, Heavy Duty Cooling	22045
4.3L V6 262 CID	2002	Base, LS; Exc.Air Cond	22162	4.1L L6 250 CID	1983	Base, Beauville, Bonaventure, Chevy Van, Sportvan; Exc.Air Cond, Exc.Heavy Duty Cooling	22026
4.3L V6 262 CID	2002-2005	Base, LS; For A/C Belt	22158	4.1L L6 250 CID	1983	Base, Beauville, Bonaventure, Chevy Van, Sportvan; For A/C Belt, Heavy Duty Cooling	22045
4.3L V6 262 CID	2003-2005	Base, LS; Exc.Air Cond	22157	4.1L L6 250 CID	1984	Beauville, Bonaventure, Chevy Van, Sportvan; Exc.Air Cond, Exc.Heavy Duty Cooling	22026
4.8L V8 294 CID	2003-2005	Base, LS; Exc.Air Cond	22157	4.1L L6 250 CID	1984	Beauville, Bonaventure, Chevy Van, Sportvan; For A/C Belt, Heavy Duty Cooling	22045
4.8L V8 294 CID	2003-2005	Base, LS; For A/C Belt	22158	4.3L V6 262 CID	1985	Beauville, Chevy Van, Sportvan; Code FN	22026
4.8L V8 294 CID	2006	Base, LS, LT; Exc.Air Cond	22157	4.3L V6 262 CID	1985	Beauville, Chevy Van, Sportvan; Code FK	22045
4.8L V8 294 CID	2006	Base, LS, LT; For A/C Belt	22158	4.3L V6 262 CID	1985	Beauville, Chevy Van, Sportvan; Code HG	22045
4.8L V8 294 CID	2007-2010	Base; Exc.Air Cond	22157	4.3L V6 262 CID	1986	Beauville, Bonaventure, Chevy Van, Sportvan; Code FN	22026
4.8L V8 294 CID	2007-2010	Base; For A/C Belt	22158	4.3L V6 262 CID	1986	Beauville, Bonaventure, Chevy Van, Sportvan; Code FK	22045
4.8L V8 294 CID	2011	Base, LS; For A/C Belt	22158	4.3L V6 262 CID	1986	Beauville, Bonaventure, Chevy Van, Sportvan; Code HG	22045
4.8L V8 294 CID	2011-2014	Base, LS, LT; Exc.Air Cond	22157	4.3L V6 262 CID	1987	Beauville, Bonaventure, Chevy Van, Sportvan; Code GE,GR,HK,OF,QD,SG,SH	22142
4.8L V8 294 CID	2012-2014	Base, LS, LT; For A/C Belt	22158	4.3L V6 262 CID	1987	Beauville, Bonaventure, Chevy Van, Sportvan; Code HS	22145
4.8L V8 294 CID	2015	LS, LT; Exc.Air Cond	22157	4.3L V6 262 CID	1987	Beauville, Bonaventure, Chevy Van, Sportvan; Code DE,HS	22149
4.8L V8 294 CID	2015-2017	Base, LS, LT; Exc.A/C	22157	4.3L V6 262 CID	1987	Beauville, Bonaventure, Chevy Van, Sportvan; Code GG,GN,SJ	22153
4.8L V8 294 CID	2015-2017	Base, LS, LT; A/C	22157	4.3L V6 262 CID	1988-1989	Beauville, Chevy Van, Sportvan; Code DE,HS	22149
4.8L V8 294 CID	2015-2017	Base, LS, LT; Exc.A/C	22157	4.3L V6 262 CID	1988-1991	Beauville, Chevy Van, Sportvan; Code HS	22145
4.8L V8 294 CID	2016-2017	Base, LS, LT; Exc.A/C	22157				
6.5L V8 395 CID	1996	LS	22605				

FAN CLUTCHES

Engine	Years	Application Description	USMW	Engine	Years	Application Description	USMW
CHEVROLET (cont'd.)				CHEVROLET (cont'd.)			
G10 (cont'd.)				G20			
4.3L V6 262 CID	1988-1995	Beauville, Chevy Van, Sportvan; Code GE,GR,HK,OF,QD,SG,SH	22142	4.1L L6 250 CID	1980-1981	Beauville, Chevy Van, Sportvan	22045
4.3L V6 262 CID	1988-1995	Beauville, Chevy Van, Sportvan; Code GG,GN,SJ	22153	4.1L L6 250 CID	1982	Beauville, Chevy Van, Sportvan; Exc.Air Cond, Exc.Heavy Duty Cooling	22026
4.3L V6 262 CID	1988-1995	Beauville, Chevy Van, Sportvan; Code GB,GC,GP,HS,RS,SA,SB,SR	22158	4.1L L6 250 CID	1982	Beauville, Chevy Van, Sportvan; For A/C Belt, Heavy Duty Cooling	22045
5.0L V8 305 CID	1980	Beauville, Chevy Van, Sportvan; non-thermal, Stamped #DJ	21049	4.1L L6 250 CID	1983-1984	Beauville, Bonaventure, Chevy Van, Sportvan; Exc.Air Cond, Exc.Heavy Duty Cooling	22026
5.0L V8 305 CID	1980	Beauville, Chevy Van, Sportvan; Code DJ, Thermal	22049	4.1L L6 250 CID	1983-1984	Beauville, Bonaventure, Chevy Van, Sportvan; For A/C Belt, Heavy Duty Cooling	22045
5.0L V8 305 CID	1980-1982	Beauville, Chevy Van, Sportvan; Code FK	22045	4.3L V6 262 CID	1985-1986	Beauville, Chevy Van, Sportvan; Code FN	22026
5.0L V8 305 CID	1981	Beauville, Chevy Van, Sportvan; Code FR	22043	4.3L V6 262 CID	1985-1986	Beauville, Chevy Van, Sportvan; Code FK	22045
5.0L V8 305 CID	1982	Beauville, Chevy Van, Sportvan; non-thermal, Stamped #FN	21049	4.3L V6 262 CID	1985-1986	Beauville, Chevy Van, Sportvan; Code HG	22045
5.0L V8 305 CID	1982	Beauville, Chevy Van; Code FN	22026	4.3L V6 262 CID	1987-1989	Beauville, Chevy Van, Sportvan; Code DE,HS	22149
5.0L V8 305 CID	1982	Beauville, Chevy Van, Sportvan; Code FN, Thermal	22049	4.3L V6 262 CID	1987-1991	Beauville, Chevy Van, Sportvan; Code HS	22145
5.0L V8 305 CID	1983	Base, Beauville, Bonaventure, Chevy Van, Sportvan; non-thermal, Stamped #FN	21049	4.3L V6 262 CID	1987-1995	Beauville, Chevy Van, Sportvan; Code GE,GR,HK,OF,QD,SG,SH	22142
5.0L V8 305 CID	1983	Base, Beauville, Bonaventure, Chevy Van; Code FN	22026	4.3L V6 262 CID	1987-1995	Beauville, Chevy Van, Sportvan; Code GG,GN,SJ	22153
5.0L V8 305 CID	1983	Base, Beauville, Bonaventure, Chevy Van, Sportvan; Code FK	22045	4.3L V6 262 CID	1988-1995	Beauville, Chevy Van, Sportvan; Code GB,GC,GP,HS,RS,SA,SB,SR	22158
5.0L V8 305 CID	1983	Base, Beauville, Bonaventure, Chevy Van, Sportvan; Code FN, Thermal	22049	4.8L L6 292 CID	1975-1980	non-thermal	21043
5.0L V8 305 CID	1984	Beauville, Bonaventure, Chevy Van, Sportvan; Code FN	22026	5.0L V8 305 CID	1977-1978	Sportvan	22045
5.0L V8 305 CID	1984	Beauville, Bonaventure, Chevy Van, Sportvan; Code CM,FC,KC	22045	5.0L V8 305 CID	1980	Beauville, Chevy Van; non-thermal, Stamped #DJ	21049
5.0L V8 305 CID	1984	Beauville, Bonaventure, Chevy Van, Sportvan; Code FK	22045	5.0L V8 305 CID	1980	Beauville, Chevy Van; Code FK	22045
5.0L V8 305 CID	1984	Beauville, Bonaventure, Chevy Van, Sportvan; Code FK	22045	5.0L V8 305 CID	1980	Beauville, Chevy Van; Code DJ, Thermal	22049
5.0L V8 305 CID	1985	Beauville, Chevy Van, Sportvan; Code FN	22026	5.0L V8 305 CID	1981	Beauville, Chevy Van, Sportvan; Code FN	22026
5.0L V8 305 CID	1985	Beauville, Chevy Van, Sportvan; Code CM,FC,HD,KC	22045	5.0L V8 305 CID	1981	Beauville, Chevy Van, Sportvan; Code FR	22043
5.0L V8 305 CID	1985	Beauville, Chevy Van, Sportvan; Code FK	22045	5.0L V8 305 CID	1981-1982	Beauville, Chevy Van, Sportvan; Code FK	22045
5.0L V8 305 CID	1986	Beauville, Bonaventure, Chevy Van, Sportvan; Code FN	22026	5.0L V8 305 CID	1982	Beauville, Chevy Van, Sportvan; non-thermal, Stamped #FN	21049
5.0L V8 305 CID	1986	Beauville, Bonaventure, Chevy Van, Sportvan; Code CM,FC,HD,KC	22045	5.0L V8 305 CID	1982	Beauville, Chevy Van; Code FN	22026
5.0L V8 305 CID	1986	Beauville, Bonaventure, Chevy Van, Sportvan; Code FK	22045	5.0L V8 305 CID	1982	Beauville, Chevy Van, Sportvan; Code FN, Thermal	22049
5.0L V8 305 CID	1987	Beauville, Bonaventure, Chevy Van, Sportvan; Code GE,GR,HK,OF,QD,SG,SH	22142	5.0L V8 305 CID	1983	Beauville, Bonaventure, Chevy Van, Sportvan; non-thermal, Stamped #FN	21049
5.0L V8 305 CID	1987	Beauville, Bonaventure, Chevy Van, Sportvan; Code HS	22145	5.0L V8 305 CID	1983	Beauville, Bonaventure, Chevy Van; Code FN	22026
5.0L V8 305 CID	1987	Beauville, Bonaventure, Chevy Van, Sportvan; Code DE,HS	22149	5.0L V8 305 CID	1983	Beauville, Bonaventure, Chevy Van, Sportvan; Code FK	22045
5.0L V8 305 CID	1987	Beauville, Bonaventure, Chevy Van, Sportvan; Code GG,GN,SJ	22153	5.0L V8 305 CID	1983	Beauville, Bonaventure, Chevy Van, Sportvan; Code FN, Thermal	22049
5.0L V8 305 CID	1988-1989	Beauville, Chevy Van, Sportvan; Code DE,HS	22149	5.0L V8 305 CID	1984	Beauville, Bonaventure, Sportvan; Code FN	22026
5.0L V8 305 CID	1988-1991	Beauville, Chevy Van, Sportvan; Code HS	22145	5.0L V8 305 CID	1984	Beauville, Bonaventure, Sportvan; Code CM,FC,KC	22045
5.0L V8 305 CID	1988-1995	Beauville, Chevy Van, Sportvan; Code GE,GR,HK,OF,QD,SG,SH	22142	5.0L V8 305 CID	1984	Beauville, Bonaventure, Sportvan; Code FK	22045
5.0L V8 305 CID	1988-1995	Beauville, Chevy Van, Sportvan; Code GG,GN,SJ	22153	5.0L V8 305 CID	1985-1986	Beauville, Chevy Van, Sportvan; Code CM,FC,HD,KC	22045
5.0L V8 305 CID	1988-1995	Beauville, Chevy Van, Sportvan; Code GB,GC,GP,HS,RS,SA,SB,SR	22158	5.0L V8 305 CID	1985-1986	Beauville, Chevy Van, Sportvan; Code FK	22045
5.7L V8 350 CID	1980	Sportvan; Code DD	22045	5.0L V8 305 CID	1987-1989	Beauville, Chevy Van, Sportvan; Code DE,HS	22149
5.7L V8 350 CID	1980	Sportvan; Code FK	22045	5.0L V8 305 CID	1987-1991	Beauville, Chevy Van, Sportvan; Code HS	22145
5.7L V8 350 CID	1981	Sportvan	22045	5.0L V8 305 CID	1987-1995	Beauville, Chevy Van, Sportvan; Code GE,GR,HK,OF,QD,SG,SH	22142
5.7L V8 350 CID	1982-1983	Sportvan; Code FK	22045	5.0L V8 305 CID	1987-1995	Beauville, Chevy Van, Sportvan; Code GG,GN,SJ	22153
5.7L V8 350 CID	1982-1985	Sportvan; Code FN,FR	22026	5.0L V8 305 CID	1988-1995	Beauville, Chevy Van, Sportvan; Code GB,GC,GP,HS,RS,SA,SB,SR	22158
5.7L V8 350 CID	1984-1985	Sportvan; Code CM,FC,HD,KC	22045	5.7L V8 350 CID	1980	Beauville, Chevy Van, Sportvan; non-thermal, Stamped #DJ	21049
5.7L V8 350 CID	1986	Bonaventure, Sportvan; Code FN,FR	22026	5.7L V8 350 CID	1980	Beauville, Chevy Van, Sportvan; Code DD	22045
5.7L V8 350 CID	1986	Bonaventure, Sportvan; Code CM,FC,HD,KC	22045	5.7L V8 350 CID	1980	Beauville, Chevy Van, Sportvan; Code FK	22045
5.7L V8 350 CID	1987	Bonaventure, Sportvan; Code GE,GR,HK,OF,QD,SG,SH	22142	5.7L V8 350 CID	1980	Beauville, Chevy Van, Sportvan; Code DJ, Thermal	22049
5.7L V8 350 CID	1987	Bonaventure, Sportvan; Code HS	22145	5.7L V8 350 CID	1981-1982	Beauville, Chevy Van, Sportvan; Code FN,FR	22026
5.7L V8 350 CID	1987	Bonaventure, Sportvan; Code DE,HS	22149	5.7L V8 350 CID	1982-1983	Sportvan; Code FN,FR	22026
5.7L V8 350 CID	1987	Bonaventure, Sportvan; Code GG,GN,SJ	22153	5.7L V8 350 CID	1982-1983	Sportvan; Code FK	22045
5.7L V8 350 CID	1988	Sportvan; Code DE,HS	22149	5.7L V8 350 CID	1985	Beauville, Chevy Van	22026
5.7L V8 350 CID	1988	Sportvan; Code GG,GN,SJ	22153	5.7L V8 350 CID	1987-1988	Beauville, Chevy Van, Sportvan; Code DE,HS	22149
5.7L V8 350 CID	1988-1991	Sportvan; Code HS	22145	5.7L V8 350 CID	1987-1991	Beauville, Chevy Van, Sportvan; Code HS	22145
5.7L V8 350 CID	1988-1993	Sportvan; Code GE,GR,HK,OF,QD,SG,SH	22142	5.7L V8 350 CID	1987-1995	Beauville, Chevy Van, Sportvan; Code GE,GR,HK,OF,QD,SG,SH	22142
5.7L V8 350 CID	1988-1993	Sportvan; Code GB,GC,GP,HS,RS,SA,SB,SR	22158	5.7L V8 350 CID	1988-1991	Beauville, Chevy Van, Sportvan; Code GB,GC,GP,HS,RS,SA,SB,SR	22158
5.7L V8 350 CID	1990-1993	Sportvan; Code GG,GN,SJ	22153	5.7L V8 350 CID	1990	Beauville, Chevy Van, Sportvan; Code GG,GN,SJ	22153
G10 VAN							
5.0L V8 307 CID	1973		22045				
7.4L V8 454 CID	1973-1974		22045				
7.4L V8 7441cc 454 CID	1973-1974		22045				

Engine	Years	Application Description	USMW	Engine	Years	Application Description	USMW
CHEVROLET (cont'd.)				CHEVROLET (cont'd.)			
G20 (cont'd.)				G30 (cont'd.)			
5.7L V8 350 CID	1992	Beauville, Chevy Van, Sportvan; Code GG,GN,SJ	22153	5.7L V8 350 CID	1992	Beauville, Chevy Van, Hi-Cube, Sportvan; Code SL	22145
5.7L V8 350 CID	1993-1995	Beauville, Chevy Van, Sportvan; Code GB,GC,GP,HS,RS,SA,SB,SR	22158	5.7L V8 350 CID	1995-1996	Beauville, Chevy Van, Hi-Cube, Sportvan	22158
6.2L V8 379 CID	1983-1984	Beauville, Bonaventure, Chevy Van, Sportvan	22052	6.2L V8 379 CID	1983-1984	Beauville, Bonaventure, Chevy Van, Hi-Cube, Sportvan	22052
6.2L V8 379 CID	1985	Beauville, Chevy Van, Sportvan	22052	6.2L V8 379 CID	1985-1993	Beauville, Chevy Van, Hi-Cube, Sportvan	22052
6.2L V8 379 CID	1986-1988	Beauville, Chevy Van, Sportvan; Code AW,HT	22052	6.5L V8 395 CID	1994-1996	Beauville, Chevy Van, Hi-Cube, Sportvan	22154
6.2L V8 379 CID	1986-1988	Beauville, Chevy Van, Sportvan; Code DT,SW	22052	6.6L V8 400 CID	1975-1980	Beauville, Chevy Van, Hi-Cube, Sportvan	22045
6.2L V8 379 CID	1989-1993	Beauville, Chevy Van, Sportvan	22052	7.4L V8 454 CID	1975-1976	Beauville, Chevy Van, Hi-Cube, Sportvan	22045
6.5L V8 395 CID	1994-1995	Beauville, Chevy Van, Sportvan	22154	7.4L V8 454 CID	1988-1996	Beauville, Chevy Van, Hi-Cube, Sportvan	22145
6.6L V8 400 CID	1975-1979	Sportvan	22045	G30 VAN			
6.6L V8 400 CID	1980	Beauville, Chevy Van, Sportvan	22045	4.8L L6 292 CID	1974	non-thermal	21043
G20 VAN				4.8L L6 4786cc 292 CID	1974	non-thermal	21043
4.8L L6 292 CID	1974	non-thermal	21043	7.4L V8 454 CID	1974	Base	22045
4.8L L6 4786cc 292 CID	1974	non-thermal	21043	7.4L V8 7441cc 454 CID	1974	Base	22045
4.8L L6 4801cc 292 CID	1974	non-thermal	21043	IMPALA			
5.0L V8 5031cc 307 CID	1973	Base, Sportvan	22045	3.8L L6 230 CID	1964	non-thermal	21016
7.4L V8 454 CID	1973-1974	Base	22045	3.8L L6 230 CID	1965		22038
7.4L V8 7439cc 454 CID	1973-1974	Base, Sportvan	22045	3.8L L6 3769cc 230 CID	1963-1964	non-thermal	21016
7.4L V8 7441cc 454 CID	1973-1974	Base	22045	3.8L L6 3769cc 230 CID	1965		22038
G30				3.8L V6 229 CID	1980	Base, Sport; non-thermal, Stamped #AK	21049
4.1L L6 250 CID	1981	Beauville, Chevy Van, Hi-Cube	22045	3.8L V6 229 CID	1980	Base, Sport; Exc.Air Cond	22043
4.1L L6 250 CID	1982	Beauville, Chevy Van, Hi-Cube; Exc.Air Cond, Exc.Heavy Duty Cooling	22026	3.8L V6 229 CID	1980	Base, Sport; Code AD, For A/C Belt	22045
4.1L L6 250 CID	1982	Beauville, Chevy Van, Hi-Cube; For A/C Belt, Heavy Duty Cooling	22045	3.8L V6 229 CID	1980	Base, Sport; Code AK, For A/C Belt, Thermal	22049
4.1L L6 250 CID	1983-1984	Beauville, Bonaventure, Chevy Van, Hi-Cube; Exc.Air Cond, Exc.Heavy Duty Cooling	22026	3.8L V6 229 CID	1981	Base, Estate; non-thermal, Stamped #AK	21049
4.1L L6 250 CID	1983-1984	Beauville, Bonaventure, Chevy Van, Hi-Cube; For A/C Belt, Heavy Duty Cooling	22045	3.8L V6 229 CID	1981	Base, Estate; Exc.Air Cond	22043
4.3L V6 262 CID	1985-1986	Beauville, Chevy Van, Hi-Cube; Code FN	22026	3.8L V6 229 CID	1981	Base, Estate; Code AD, For A/C Belt	22045
4.3L V6 262 CID	1985-1986	Beauville, Chevy Van, Hi-Cube; Code FK	22045	3.8L V6 229 CID	1981	Base, Estate; Code AK, For A/C Belt, Thermal	22049
4.3L V6 262 CID	1985-1986	Beauville, Chevy Van, Hi-Cube; Code HG	22045	3.8L V6 229 CID	1982	Base, Estate; Exc.Heavy Duty Cooling, non-thermal	21049
4.3L V6 262 CID	1987-1989	Beauville, Chevy Van, Hi-Cube; Code DE,HS	22149	3.8L V6 229 CID	1982	Base, Estate; Heavy Duty Cooling, non-thermal	21049
4.3L V6 262 CID	1987-1991	Beauville, Chevy Van, Hi-Cube; Code HS	22145	3.8L V6 229 CID	1982	Base, Estate; Exc.Heavy Duty Cooling, Thermal	22049
4.3L V6 262 CID	1987-1993	Beauville, Chevy Van, Hi-Cube; Code GG,GN,SJ	22153	3.8L V6 229 CID	1982	Base, Estate; Heavy Duty Cooling, Thermal	22049
4.3L V6 262 CID	1988-1993	Beauville, Chevy Van, Hi-Cube; Code GB,GC,GP,HS,RS,SA,SB,SR	22158	3.8L V6 229 CID	1983-1984	Base; Exc.Heavy Duty Cooling, non-thermal	21049
4.3L V6 262 CID	1994-1995	Chevy Van, Hi-Cube; Code GG,GN,SJ	22153	3.8L V6 229 CID	1983-1984	Base; Heavy Duty Cooling, non-thermal	21049
4.3L V6 262 CID	1994-1995	Chevy Van, Hi-Cube; Code GB,GC,GP,HS,RS,SA,SB,SR	22158	3.8L V6 229 CID	1983-1984	Base; Exc.Heavy Duty Cooling, Thermal	22049
4.8L L6 292 CID	1975-1979	non-thermal	21043	3.8L V6 229 CID	1983-1984	Base; Heavy Duty Cooling, Thermal	22049
5.0L V8 305 CID	1978-1979	Beauville, Chevy Van, Hi-Cube	22045	3.8L V6 3800cc 231 CID	1980	Base, Sport; non-thermal	21049
5.0L V8 305 CID	1982	Beauville, Chevy Van, Hi-Cube	22045	3.8L V6 3800cc 231 CID	1980	Base, Sport; Thermal	22049
5.0L V8 305 CID	1985	Beauville, Chevy Van, Hi-Cube	22045	3.8L V6 3800cc 231 CID	1981-1982	Base, Estate; non-thermal	21049
5.7L V8 350 CID	1980	Beauville, Chevy Van, Hi-Cube; non-thermal, Stamped #DJ	21049	3.8L V6 3800cc 231 CID	1981-1982	Base, Estate; Thermal	22049
5.7L V8 350 CID	1980	Beauville, Chevy Van, Hi-Cube; Code DU	22045	3.8L V6 3800cc 231 CID	1983-1984	Base; non-thermal	21049
5.7L V8 350 CID	1980	Beauville, Chevy Van, Hi-Cube; Code FK	22045	3.8L V6 3800cc 231 CID	1983-1984	Base; Thermal	22049
5.7L V8 350 CID	1980	Beauville, Chevy Van, Hi-Cube; Code DJ, Thermal	22049	4.1L L6 250 CID	1965-1967	non-thermal	21011
5.7L V8 350 CID	1981-1982	Beauville, Chevy Van, Hi-Cube, Sportvan; Code FR	22026	4.1L L6 250 CID	1965-1967	Thermal	22011
5.7L V8 350 CID	1981-1982	Beauville, Chevy Van, Hi-Cube, Sportvan; Code DU	22045	4.1L L6 4097cc 250 CID	1965-1968	non-thermal	21011
5.7L V8 350 CID	1982-1983	Sportvan; Code FK	22045	4.1L L6 4097cc 250 CID	1965-1968	Thermal	22011
5.7L V8 350 CID	1982-1984	Sportvan; Code FN,FR	22026	4.1L L6 4098cc 250 CID	1965-1968	non-thermal	21011
5.7L V8 350 CID	1983-1984	Beauville, Bonaventure, Chevy Van, Hi-Cube, Sportvan; Code FR	22026	4.1L L6 4098cc 250 CID	1965-1968	Thermal	22011
5.7L V8 350 CID	1983-1984	Beauville, Bonaventure, Chevy Van, Hi-Cube, Sportvan; Code DU	22045	4.3L V6 262 CID	1985	Base; Exc.Air Cond, non-thermal	21049
5.7L V8 350 CID	1985	Beauville, Chevy Van, Hi-Cube; Code DM,DU,FL,GZ	22045	4.3L V6 262 CID	1985	Base; Exc.Heavy Duty Cooling, For A/C Belt	22045
5.7L V8 350 CID	1985-1986	Beauville, Chevy Van, Hi-Cube; Code FR	22026	4.3L V6 262 CID	1985	Base; For A/C Belt, Heavy Duty Cooling	22045
5.7L V8 350 CID	1985-1988	Beauville, Chevy Van, Hi-Cube; Code FK	22045	4.3L V6 262 CID	1985	Base; Exc.Air Cond, Thermal	22049
5.7L V8 350 CID	1986	Beauville, Chevy Van, Hi-Cube; DM,DU,FL,GZ	22045	4.4L V8 267 CID	1980	Base, Sport; non-thermal, Stamped #AK	21049
5.7L V8 350 CID	1987-1988	Beauville, Chevy Van, Hi-Cube; Code DM,FK	22045	4.4L V8 267 CID	1980	Base, Sport; non-thermal, Stamped #CB	21049
5.7L V8 350 CID	1987-1988	Beauville, Chevy Van, Hi-Cube; Code DM,GZ	22045	4.4L V8 267 CID	1980	Base, Sport; Code AS	22043
5.7L V8 350 CID	1987-1989	Beauville, Chevy Van, Hi-Cube, Sportvan; Code DE,HS	22149	4.4L V8 267 CID	1980	Base, Sport; Code AD	22045
5.7L V8 350 CID	1987-1991	Beauville, Chevy Van, Hi-Cube, Sportvan; Code HS	22145	4.4L V8 267 CID	1980	Base, Sport; Code AK, Thermal	22049
5.7L V8 350 CID	1987-1994	Beauville, Chevy Van, Hi-Cube, Sportvan; Code GB,GC,GP,HS,RS,SA,SB,SR	22158	4.4L V8 267 CID	1980	Base, Sport; Code CB, Thermal	22049
				4.4L V8 267 CID	1981	Base, Estate; non-thermal, Stamped #CB	21049
				4.4L V8 267 CID	1981	Base, Estate; Code AS	22043
				4.4L V8 267 CID	1981	Base, Estate; Code AD	22045
				4.4L V8 267 CID	1981	Base, Estate; Code CB, Thermal	22049
				4.4L V8 267 CID	1982	Base, Estate; Exc.Heavy Duty Cooling, non-thermal	21049
				4.4L V8 267 CID	1982	Base, Estate; Heavy Duty Cooling	22042
				4.4L V8 267 CID	1982	Base, Estate; Exc.Heavy Duty Cooling, Thermal	22049
				4.6L V8 283 CID	1964	non-thermal	21011
				4.6L V8 283 CID	1964	Thermal	22011

Engine	Years	Application Description	USMW	Engine	Years	Application Description	USMW
CHEVROLET (cont'd.)				CHEVROLET (cont'd.)			
IMPALA (cont'd.)				K5 BLAZER (cont'd.)			
4.6L V8 283 CID	1966-1967	non-thermal	21011	5.0L V8 305 CID	1980	Cheyenne, Custom Deluxe, Silverado; Code AM	22045
4.6L V8 283 CID	1966-1967	Thermal	22011	5.0L V8 305 CID	1980	Cheyenne, Custom Deluxe, Silverado; Code CB,CU,CX,FB	22045
4.6L V8 4638cc 283 CID	1959-1967	non-thermal	21011	5.0L V8 305 CID	1980	Cheyenne, Custom Deluxe, Silverado; Code DD	22045
4.6L V8 4638cc 283 CID	1959-1967	Thermal	22011	5.0L V8 305 CID	1980	Cheyenne, Custom Deluxe, Silverado; Code FC, Thermal	22049
5.0L V8 305 CID	1978-1979		22043	5.0L V8 305 CID	1981	Custom, Deluxe, Silverado; non-thermal, Stamped #FC	21049
5.0L V8 305 CID	1980	Base, Sport	22045	5.0L V8 305 CID	1981	Custom, Deluxe, Silverado; Code AM	22045
5.0L V8 305 CID	1981	Base, Estate	22045	5.0L V8 305 CID	1981	Custom, Deluxe, Silverado; Code CB,CU,CX,FB	22045
5.0L V8 305 CID	1982	Base, Estate; Exc.Heavy Duty Cooling, non-thermal	21049	5.0L V8 305 CID	1981	Custom, Deluxe, Silverado; Code DD	22045
5.0L V8 305 CID	1982	Base, Estate; Heavy Duty Cooling	22045	5.0L V8 305 CID	1981	Custom, Deluxe, Silverado; Code FC, Thermal	22049
5.0L V8 305 CID	1982	Base, Estate; Exc.Heavy Duty Cooling, Thermal	22049	5.0L V8 305 CID	1981	Custom, Deluxe, Silverado; Spring Code-DA, Thermal	22049
5.0L V8 305 CID	1983	Base; Heavy Duty Cooling	22045	5.0L V8 305 CID	1982	Custom, Silverado; non-thermal, Stamped #CM,FC	21049
5.0L V8 305 CID	1983-1985	Base; Exc.Heavy Duty Cooling, non-thermal	21049	5.0L V8 305 CID	1982	Custom, Silverado; Code CM,FC, Thermal	22049
5.0L V8 305 CID	1983-1985	Base; Exc.Heavy Duty Cooling, Thermal	22049	5.0L V8 305 CID	1982-1983	Custom, Silverado; non-thermal, Stamped #DA	21049
5.0L V8 305 CID	1984	Base; Code CY, Heavy Duty Cooling	22045	5.0L V8 305 CID	1982-1983	Custom, Silverado; Code DB	22045
5.0L V8 305 CID	1984	Base; Code AB, Heavy Duty Cooling	22048	5.0L V8 305 CID	1982-1983	Custom, Silverado; Spring Code-DA, Thermal	22049
5.0L V8 305 CID	1985	Base; Heavy Duty Cooling	22045	5.0L V8 305 CID	1983	Custom, Silverado; Code CM,FC,KC	22045
5.3L V8 5358cc 327 CID	1962-1963	non-thermal	21016	5.0L V8 305 CID	1984	Custom, Scottsdale, Silverado; non-thermal, Stamped #DA	21049
5.3L V8 5358cc 327 CID	1968-1969	non-thermal	21016	5.0L V8 305 CID	1984	Custom, Scottsdale, Silverado; Code CM,FC,KC	22045
5.4L V8 327 CID	1964-1967	non-thermal	21011	5.0L V8 305 CID	1984	Custom, Scottsdale, Silverado; Code DM	22045
5.4L V8 327 CID	1964-1967	Thermal	22011	5.0L V8 305 CID	1984	Custom, Scottsdale, Silverado; Spring Code-DA, Thermal	22049
5.7L V8 350 CID	1969-1976		22045	5.0L V8 305 CID	1985-1986	Custom, Silverado; non-thermal, Stamped #DA	21049
5.7L V8 350 CID	1978-1979		22043	5.0L V8 305 CID	1985-1986	Custom, Silverado; Code DB	22045
5.7L V8 350 CID	1980	Base, Sport; Exc.Heavy Duty Cooling, non-thermal	21049	5.0L V8 305 CID	1985-1986	Custom, Silverado; Code DM,GZ	22045
5.7L V8 350 CID	1980	Base, Sport; Exc.Air Cond	22045	5.0L V8 305 CID	1985-1986	Custom, Silverado; Spring Code-DA, Thermal	22049
5.7L V8 350 CID	1980	Base, Sport; For A/C Belt	22045	5.7L V8 350 CID	1975-1979		22045
5.7L V8 350 CID	1980	Base, Sport; Heavy Duty Cooling	22045	5.7L V8 350 CID	1980	Cheyenne, Custom Deluxe, Silverado; Code AM	22045
5.7L V8 350 CID	1980	Base, Sport; Exc.Heavy Duty Cooling, Thermal	22049	5.7L V8 350 CID	1980	Cheyenne, Custom Deluxe, Silverado; Code CB,CU,CX,FB	22045
5.7L V8 350 CID	1982	Base, Estate; Exc.Heavy Duty Cooling, non-thermal	21049	5.7L V8 350 CID	1980	Cheyenne, Custom Deluxe, Silverado; Code DD	22045
5.7L V8 350 CID	1982	Base, Estate; Heavy Duty Cooling	22045	5.7L V8 350 CID	1981	Custom, Deluxe, Silverado; Code AM	22045
5.7L V8 350 CID	1982	Base, Estate; Exc.Heavy Duty Cooling, Thermal	22049	5.7L V8 350 CID	1981	Custom, Deluxe, Silverado; Code CB,CU,CX,FB	22045
5.7L V8 350 CID	1983-1984	Base; Exc.Heavy Duty Cooling, non-thermal	21049	5.7L V8 350 CID	1981	Custom, Deluxe, Silverado; Code DD	22045
5.7L V8 350 CID	1983-1985	Base; Heavy Duty Cooling	22045	5.7L V8 350 CID	1981	Custom, Deluxe, Silverado; Spring Code-DA, Thermal	22049
5.7L V8 350 CID	1983-1985	Base; Exc.Heavy Duty Cooling, Thermal	22049	5.7L V8 350 CID	1982-1983	Custom, Silverado; Exc.Air Cond, non-thermal	21049
5.7L V8 350 CID	1985	Base; Exc.Heavy Duty Cooling, non-thermal, Stamped #OJ,OL	21049	5.7L V8 350 CID	1982-1983	Custom, Silverado; Code DB	22045
5.7L V8 350 CID	1994-1996	SS	22045	5.7L V8 350 CID	1982-1983	Custom, Silverado; Code DD	22045
5.7L V8 5704cc 348 CID	1959-1961	non-thermal	21011	5.7L V8 350 CID	1982-1983	Custom, Silverado; Spring Code-DA, Thermal	22049
5.7L V8 5704cc 348 CID	1959-1961	Thermal	22011	5.7L V8 350 CID	1983	Custom, Silverado; Code CM,FC,KC	22045
5.7L V8 5736cc 350 CID	1969-1974		22045	5.7L V8 350 CID	1984	Custom, Scottsdale, Silverado; Exc.Air Cond, non-thermal	21049
5.7L V8 5737cc 350 CID	1974		22045	5.7L V8 350 CID	1984	Custom, Scottsdale, Silverado; Code CM,FC,KC	22045
6.5L V8 396 CID	1965-1967	non-thermal	21011	5.7L V8 350 CID	1984	Custom, Scottsdale, Silverado; Code DB	22045
6.5L V8 396 CID	1965-1967	Thermal	22011	5.7L V8 350 CID	1984	Custom, Scottsdale, Silverado; Code DM	22045
6.5L V8 396 CID	1969		22045	5.7L V8 350 CID	1984	Custom, Scottsdale, Silverado; Spring Code-DA, Thermal	22049
6.5L V8 6489cc 396 CID	1965-1968	non-thermal	21011	5.7L V8 350 CID	1985	Custom, Silverado; Code	22042
6.5L V8 6489cc 396 CID	1965-1968	Thermal	22011	5.7L V8 350 CID	1985	Custom, Silverado; Code HD	22045
6.5L V8 6489cc 396 CID	1969		22045	5.7L V8 350 CID	1985-1986	Custom, Silverado; non-thermal, Stamped #DA	21049
6.6L V8 400 CID	1970-1976		22045	5.7L V8 350 CID	1985-1986	Custom, Silverado; Code DB	22045
6.6L V8 402 CID	1971-1972		22045	5.7L V8 350 CID	1985-1986	Custom, Silverado; Code DM,GZ	22045
6.6L V8 6555cc 400 CID	1970-1974		22045	5.7L V8 350 CID	1986	Custom, Silverado; Spring Code-DA, Thermal	22049
6.6L V8 6556cc 400 CID	1970-1974		22045	6.2L V8 379 CID	1982	Custom, Silverado; Code DT	22052
6.6L V8 6588cc 402 CID	1970-1972		22045	6.2L V8 379 CID	1982	Custom, Silverado; Code AY	22602
6.7L V8 409 CID	1964-1965	non-thermal	21011	6.2L V8 379 CID	1983	Custom, Silverado	22052
6.7L V8 409 CID	1964-1965	Thermal	22011	6.2L V8 379 CID	1984	Custom, Scottsdale, Silverado	22052
6.7L V8 6704cc 409 CID	1961-1965	non-thermal	21011	6.2L V8 379 CID	1985	Custom, Silverado; Code ABC,DT	22052
6.7L V8 6704cc 409 CID	1961-1965	Thermal	22011	6.2L V8 379 CID	1985	Custom, Silverado; Code AW,HT	22052
7.0L V8 427 CID	1966-1967	non-thermal	21011	6.2L V8 379 CID	1986	Custom, Silverado	22052
7.0L V8 427 CID	1966-1967	Thermal	22011	6.6L V8 400 CID	1975-1979		22045
7.0L V8 427 CID	1969		22045	7.4L V8 454 CID	1976-1978		22045
7.0L V8 6997cc 427 CID	1963	non-thermal	21011				
7.0L V8 6997cc 427 CID	1963	Thermal	22011				
7.0L V8 6998cc 427 CID	1966-1968	non-thermal	21011				
7.0L V8 6998cc 427 CID	1966-1968	Thermal	22011				
7.0L V8 6998cc 427 CID	1969		22045				
7.4L V8 454 CID	1970-1976		22045				
7.4L V8 7439cc 454 CID	1970-1974		22045				
7.4L V8 7441cc 454 CID	1970-1974		22045				
K5 BLAZER							
4.1L L6 250 CID	1978-1979	non-thermal	21043	5.7L V8 350 CID	1986	Custom, Silverado; Spring Code-DA, Thermal	22049
4.1L L6 250 CID	1980	Cheyenne, Custom Deluxe, Silverado	22043	6.2L V8 379 CID	1982	Custom, Silverado; Code DT	22052
4.1L L6 250 CID	1981	Custom, Deluxe, Silverado; Exc.Air Cond	22043	6.2L V8 379 CID	1982	Custom, Silverado; Code AY	22602
4.1L L6 250 CID	1981	Custom, Deluxe, Silverado; For A/C Belt	22043	6.2L V8 379 CID	1983	Custom, Silverado	22052
4.1L L6 250 CID	1982	Custom, Silverado; Exc.Air Cond	22043	6.2L V8 379 CID	1984	Custom, Scottsdale, Silverado	22052
4.1L L6 250 CID	1982	Custom, Silverado; For A/C Belt	22043	6.2L V8 379 CID	1985	Custom, Silverado; Code ABC,DT	22052
5.0L V8 305 CID	1977-1979		22045	6.2L V8 379 CID	1985	Custom, Silverado; Code AW,HT	22052
5.0L V8 305 CID	1980	Cheyenne, Custom Deluxe, Silverado; non-thermal, Stamped #FC	21049	6.2L V8 379 CID	1986	Custom, Silverado	22052



FAN CLUTCH APPLICATION GUIDE



Engine	Years	Application Description	USMW	Engine	Years	Application Description	USMW
CHEVROLET (cont'd.)				CHEVROLET (cont'd.)			
K10				K10 (cont'd.)			
4.1L L6 250 CID	1978-1979	non-thermal	21043	5.7L V8 350 CID	1984	Custom, Scottsdale; Code DB	22045
4.1L L6 250 CID	1980	Cheyenne, Custom Deluxe, Scottsdale, Silverado	22043	5.7L V8 350 CID	1984	Custom, Scottsdale; Code DM	22045
4.1L L6 250 CID	1981	Custom, Deluxe	22043	5.7L V8 350 CID	1984	Custom, Scottsdale; Spring Code-DA, Thermal	22049
4.1L L6 250 CID	1982	Custom, Scottsdale, Silverado; Exc.Air Cond	22043	5.7L V8 350 CID	1986	Custom, Scottsdale, Silverado; non-thermal, Stamped #DA	21049
4.1L L6 250 CID	1982	Custom, Scottsdale, Silverado; For A/C Belt	22043	5.7L V8 350 CID	1986	Custom, Scottsdale, Silverado; Code DB	22045
4.1L L6 250 CID	1983	Custom, Silverado; Exc.Air Cond	22043	5.7L V8 350 CID	1986	Custom, Scottsdale, Silverado; Code DM,GZ	22045
4.1L L6 250 CID	1983	Custom, Silverado; For A/C Belt	22043	5.7L V8 350 CID	1986	Custom, Scottsdale, Silverado; Spring Code-DA, Thermal	22049
4.1L L6 250 CID	1984	Custom, Scottsdale; Exc.Air Cond	22043	6.2L V8 379 CID	1982	Custom, Scottsdale, Silverado; Code DT	22052
4.1L L6 250 CID	1984	Custom, Scottsdale; For A/C Belt	22043	6.2L V8 379 CID	1982	Custom, Scottsdale, Silverado; Code AY	22602
4.3L V6 262 CID	1985-1986	Custom, Scottsdale, Silverado; non-thermal, Stamped #DA	21049	6.2L V8 379 CID	1983	Custom, Silverado; Code ABC	22052
4.3L V6 262 CID	1985-1986	Custom, Scottsdale, Silverado; Code DM,GZ	22045	6.2L V8 379 CID	1983	Custom, Silverado; Code ACC	22052
4.3L V6 262 CID	1985-1986	Custom, Scottsdale, Silverado; Code HG	22045	6.2L V8 379 CID	1983	Custom, Silverado; Code AW	22052
4.3L V6 262 CID	1985-1986	Custom, Scottsdale, Silverado; Spring Code-DA, Thermal	22049	6.2L V8 379 CID	1983	Custom, Silverado; Code DT	22052
4.8L L6 292 CID	1979	non-thermal	21043	6.2L V8 379 CID	1984	Custom, Scottsdale	22052
4.8L L6 292 CID	1980	Cheyenne, Custom Deluxe, Scottsdale, Silverado; For A/C Belt, non-thermal	21049	6.2L V8 379 CID	1985	Custom, Scottsdale, Silverado; Code ABC,DT	22052
4.8L L6 292 CID	1980	Cheyenne, Custom Deluxe, Scottsdale, Silverado; Exc.Air Cond	22043	6.2L V8 379 CID	1985	Custom, Scottsdale, Silverado; Code AW,HT	22052
4.8L L6 292 CID	1980	Cheyenne, Custom Deluxe, Scottsdale, Silverado; For A/C Belt, Thermal	22049	6.2L V8 379 CID	1986	Custom, Scottsdale, Silverado	22052
5.0L V8 305 CID	1977-1979		22045	6.6L V8 400 CID	1975-1979		22045
5.0L V8 305 CID	1981	Custom, Deluxe; Code AM	22045	6.6L V8 400 CID	1980	Cheyenne, Custom Deluxe, Scottsdale, Silverado	22045
5.0L V8 305 CID	1981	Custom, Deluxe; Code CB,CU,CX,FB	22045	7.4L V8 454 CID	1976		22045
5.0L V8 305 CID	1981	Custom, Deluxe; Code DD	22045	7.4L V8 454 CID	1979		22045
5.0L V8 305 CID	1981	Custom, Deluxe; Code FC, Thermal	22049	7.4L V8 454 CID	1980	Cheyenne, Custom Deluxe, Scottsdale, Silverado	22045
5.0L V8 305 CID	1981	Custom, Deluxe; Spring Code-DA, Thermal	22049				
5.0L V8 305 CID	1982	Custom, Scottsdale, Silverado; non-thermal, Stamped #CM,FC	21049	K10 PICKUP			
5.0L V8 305 CID	1982	Custom, Scottsdale, Silverado; non-thermal, Stamped #DA	21049	5.0L V8 307 CID	1968-1973		22045
5.0L V8 305 CID	1982	Custom, Scottsdale, Silverado; Code DB	22045	5.0L V8 5031cc 307 CID	1968-1973		22045
5.0L V8 305 CID	1982	Custom, Scottsdale, Silverado; Code CM,FC, Thermal	22049	5.7L V8 350 CID	1969-1974		22045
5.0L V8 305 CID	1982	Custom, Scottsdale, Silverado; Spring Code-DA, Thermal	22049	5.7L V8 5736cc 350 CID	1969-1974		22045
5.0L V8 305 CID	1983	Custom, Silverado; non-thermal, Stamped #DA	21049	5.7L V8 5737cc 350 CID	1974		22045
5.0L V8 305 CID	1983	Custom, Silverado; Code CM,FC,KC	22045	6.5L V8 396 CID	1968-1969		22045
5.0L V8 305 CID	1983	Custom, Silverado; Code DB	22045	6.5L V8 6489cc 396 CID	1968-1969		22045
5.0L V8 305 CID	1983	Custom, Silverado; Spring Code-DA, Thermal	22049	6.6L V8 6588cc 402 CID	1970-1972		22045
5.0L V8 305 CID	1984	Custom, Scottsdale; non-thermal, Stamped #DA	21049	7.4L V8 454 CID	1974		22045
5.0L V8 305 CID	1984	Custom, Scottsdale; Code CM,FC,KC	22045	7.4L V8 7439cc 454 CID	1973-1974		22045
5.0L V8 305 CID	1984	Custom, Scottsdale; Code DB	22045	7.4L V8 7441cc 454 CID	1974		22045
5.0L V8 305 CID	1984	Custom, Scottsdale; Code DM	22045				
5.0L V8 305 CID	1984	Custom, Scottsdale; Spring Code-DA, Thermal	22049	K10 SUBURBAN			
5.0L V8 305 CID	1985-1986	Custom, Scottsdale, Silverado; non-thermal, Stamped #DA	21049	4.1L L6 250 CID	1978-1979	non-thermal	21043
5.0L V8 305 CID	1985-1986	Custom, Scottsdale, Silverado; Code DB	22045	4.1L L6 250 CID	1980	Custom Deluxe, Scottsdale, Silverado	22043
5.0L V8 305 CID	1985-1986	Custom, Scottsdale, Silverado; Code DM,GZ	22045	5.0L V8 305 CID	1977-1979		22045
5.0L V8 305 CID	1985-1986	Custom, Scottsdale, Silverado; Spring Code-DA, Thermal	22049	5.0L V8 305 CID	1980	Custom Deluxe, Scottsdale, Silverado; Code AM	22045
5.7L V8 350 CID	1975-1979		22045	5.0L V8 305 CID	1980	Custom Deluxe, Scottsdale, Silverado; Code CB,CU,CX,FB	22045
5.7L V8 350 CID	1980	Cheyenne, Custom Deluxe, Scottsdale, Silverado	22045	5.0L V8 305 CID	1980	Custom Deluxe, Scottsdale, Silverado; Code DD	22045
5.7L V8 350 CID	1981	Custom, Deluxe; Code AM	22045	5.0L V8 305 CID	1980	Custom Deluxe, Scottsdale, Silverado; Code FC, Thermal	22049
5.7L V8 350 CID	1981	Custom, Deluxe; Code CB,CU,CX,FB	22045	5.0L V8 305 CID	1981	Custom, Deluxe; Code AM	22045
5.7L V8 350 CID	1981	Custom, Deluxe; Code DD	22045	5.0L V8 305 CID	1981	Custom, Deluxe; Code CB,CU,CX,FB	22045
5.7L V8 350 CID	1981	Custom, Deluxe; Spring Code-DA, Thermal	22049	5.0L V8 305 CID	1981	Custom, Deluxe; Code DD	22045
5.7L V8 350 CID	1982	Custom, Scottsdale, Silverado; Exc.Air Cond, non-thermal	21049	5.0L V8 305 CID	1981	Custom, Deluxe; Code FC, Thermal	22049
5.7L V8 350 CID	1982	Custom, Scottsdale, Silverado; non-thermal, Stamped #DA	21049	5.0L V8 305 CID	1981	Custom, Deluxe; Spring Code-DA, Thermal	22049
5.7L V8 350 CID	1982	Custom, Scottsdale, Silverado; Code DB	22045	5.0L V8 305 CID	1982	Custom, Scottsdale, Silverado; non-thermal, Stamped #CM,FC	21049
5.7L V8 350 CID	1982	Custom, Scottsdale, Silverado; Code DD	22045	5.0L V8 305 CID	1982	Custom, Scottsdale, Silverado; non-thermal, Stamped #DA	21049
5.7L V8 350 CID	1982	Custom, Scottsdale, Silverado; Spring Code-DA, Thermal	22049	5.0L V8 305 CID	1982	Custom, Scottsdale, Silverado; Code DB	22045
5.7L V8 350 CID	1983	Custom, Silverado; Exc.Air Cond, non-thermal	21049	5.0L V8 305 CID	1982	Custom, Scottsdale, Silverado; Code CM,FC, Thermal	22049
5.7L V8 350 CID	1983	Custom, Silverado; Code CM,FC,KC	22045	5.0L V8 305 CID	1982	Custom, Scottsdale, Silverado; Spring Code-DA, Thermal	22049
5.7L V8 350 CID	1983	Custom, Silverado; Code DB	22045	5.0L V8 305 CID	1983	Custom, Silverado; non-thermal, Stamped #DA	21049
5.7L V8 350 CID	1983	Custom, Silverado; Code DD	22045	5.0L V8 305 CID	1983	Custom, Silverado; Code CM,FC,KC	22045
5.7L V8 350 CID	1983	Custom, Silverado; Spring Code-DA, Thermal	22049	5.0L V8 305 CID	1983	Custom, Silverado; Code DB	22045
5.7L V8 350 CID	1984	Custom, Scottsdale; Exc.Air Cond, non-thermal	21049	5.0L V8 305 CID	1983	Custom, Silverado; Spring Code-DA, Thermal	22049
5.7L V8 350 CID	1984	Custom, Scottsdale; Code CM,FC,KC	22045	5.0L V8 305 CID	1984	Custom; non-thermal, Stamped #DA	21049
				5.0L V8 305 CID	1984	Custom; Code CM,FC,KC	22045
				5.0L V8 305 CID	1984	Custom; Code DB	22045
				5.0L V8 305 CID	1984	Custom; Code DM	22045
				5.0L V8 305 CID	1984	Custom; Spring Code-DA, Thermal	22049
				5.0L V8 305 CID	1985-1986	Custom, Scottsdale, Silverado; non-thermal, Stamped #DA	21049
				5.0L V8 305 CID	1985-1986	Custom, Scottsdale, Silverado; Code DB	22045
				5.0L V8 305 CID	1985-1986	Custom, Scottsdale, Silverado; Code DM,GZ	22045

FAN CLUTCHES

Engine	Years	Application Description	USMW	Engine	Years	Application Description	USMW
CHEVROLET (cont'd.)				CHEVROLET (cont'd.)			
K10 SUBURBAN (cont'd.)				K20 (cont'd.)			
5.0L V8 305 CID	1985-1986	Custom, Scottsdale, Silverado; Spring Code-DA, Thermal	22049	4.8L L6 292 CID	1982	Custom, Scottsdale, Silverado	22043
5.0L V8 307 CID	1968-1973		22045	4.8L L6 292 CID	1983	Custom, Silverado	22043
5.0L V8 5031cc 307 CID	1968-1973		22045	4.8L L6 292 CID	1984	Custom, Scottsdale; Exc.Air Cond	22043
5.7L V8 350 CID	1969-1979		22045	4.8L L6 292 CID	1984	Custom, Scottsdale; For A/C Belt	22045
5.7L V8 350 CID	1980	Custom Deluxe, Scottsdale, Silverado; Code AM	22045	4.8L L6 292 CID	1985-1986	Custom, Scottsdale, Silverado	22045
5.7L V8 350 CID	1980	Custom Deluxe, Scottsdale, Silverado; Code CB,CU,CX,FB	22045	5.0L V8 305 CID	1977-1978		22045
5.7L V8 350 CID	1980	Custom Deluxe, Scottsdale, Silverado; Code DD	22045	5.0L V8 305 CID	1980	Cheyenne, Custom Deluxe, Scottsdale, Silverado; Code AM	22045
5.7L V8 350 CID	1981	Custom, Deluxe; Code AM	22045	5.0L V8 305 CID	1980	Cheyenne, Custom Deluxe, Scottsdale, Silverado; Code CB,CU,CX,FB	22045
5.7L V8 350 CID	1981	Custom, Deluxe; Code CB,CU,CX,FB	22045	5.0L V8 305 CID	1980	Cheyenne, Custom Deluxe, Scottsdale, Silverado; Code DD	22045
5.7L V8 350 CID	1981	Custom, Deluxe; Code DD	22045	5.0L V8 305 CID	1980	Cheyenne, Custom Deluxe, Scottsdale, Silverado; Code FC, Thermal	22049
5.7L V8 350 CID	1981	Custom, Deluxe; Spring Code-DA, Thermal	22049	5.0L V8 305 CID	1985	Custom, Scottsdale, Silverado; non-thermal, Stamped #DA	21049
5.7L V8 350 CID	1982	Custom, Scottsdale, Silverado; Exc.Air Cond, non-thermal	21049	5.0L V8 305 CID	1985	Custom, Scottsdale, Silverado; Code DB	22045
5.7L V8 350 CID	1982	Custom, Scottsdale, Silverado; Code DB	22045	5.0L V8 305 CID	1985	Custom, Scottsdale, Silverado; Code DM,GZ	22045
5.7L V8 350 CID	1982	Custom, Scottsdale, Silverado; Code DD	22045	5.0L V8 305 CID	1985	Custom, Scottsdale, Silverado; Spring Code-DA, Thermal	22049
5.7L V8 350 CID	1982	Custom, Scottsdale, Silverado; Spring Code-DA, Thermal	22049	5.7L V8 350 CID	1975-1979		22045
5.7L V8 350 CID	1983	Custom, Silverado; Exc.Air Cond, non-thermal	21049	5.7L V8 350 CID	1980	Cheyenne, Custom Deluxe, Scottsdale, Silverado; Code AM	22045
5.7L V8 350 CID	1983	Custom, Silverado; Code CM,FC,KC	22045	5.7L V8 350 CID	1980	Cheyenne, Custom Deluxe, Scottsdale, Silverado; Code CB,CU,CX,FB	22045
5.7L V8 350 CID	1983	Custom, Silverado; Code DB	22045	5.7L V8 350 CID	1980	Cheyenne, Custom Deluxe, Scottsdale, Silverado; Code DM	22045
5.7L V8 350 CID	1983	Custom, Silverado; Code DD	22045	5.7L V8 350 CID	1981	Custom, Deluxe; Code AM	22045
5.7L V8 350 CID	1983	Custom, Silverado; Spring Code-DA, Thermal	22049	5.7L V8 350 CID	1981	Custom, Deluxe; Code CB,CU,CX,FB	22045
5.7L V8 350 CID	1984	Custom, Scottsdale; Exc.Air Cond, non-thermal	21049	5.7L V8 350 CID	1981	Custom, Deluxe; Code DM	22045
5.7L V8 350 CID	1984	Custom, Scottsdale; Code CM,FC,KC	22045	5.7L V8 350 CID	1981	Custom, Deluxe; Spring Code-DA, Thermal	22049
5.7L V8 350 CID	1984	Custom, Scottsdale; Code DB	22045	5.7L V8 350 CID	1982	Custom, Scottsdale, Silverado; Exc.Air Cond, non-thermal	21049
5.7L V8 350 CID	1984	Custom, Scottsdale; Code DM	22045	5.7L V8 350 CID	1982	Custom, Scottsdale, Silverado; non-thermal, Stamped #DA	21049
5.7L V8 350 CID	1984	Custom, Scottsdale; Spring Code-DA, Thermal	22049	5.7L V8 350 CID	1982	Custom, Scottsdale, Silverado; Code DB	22045
5.7L V8 350 CID	1986	Custom, Scottsdale, Silverado; non-thermal, Stamped #DA	21049	5.7L V8 350 CID	1982	Custom, Scottsdale, Silverado; Code DD	22045
5.7L V8 350 CID	1986	Custom, Scottsdale, Silverado; Code DB	22045	5.7L V8 350 CID	1982	Custom, Scottsdale, Silverado; Code DM	22045
5.7L V8 350 CID	1986	Custom, Scottsdale, Silverado; Code DM,GZ	22045	5.7L V8 350 CID	1982	Custom, Scottsdale, Silverado; Spring Code-DA, Thermal	22049
5.7L V8 350 CID	1986	Custom, Scottsdale, Silverado; Spring Code-DA, Thermal	22049	5.7L V8 350 CID	1982	Custom, Silverado; Exc.Air Cond, non-thermal	21049
5.7L V8 5736cc 350 CID	1969-1974		22045	5.7L V8 350 CID	1983	Custom, Silverado; non-thermal, Stamped #DA	21049
5.7L V8 5737cc 350 CID	1974		22045	5.7L V8 350 CID	1983	Custom, Silverado; Code CM,FC,KC	22045
6.2L V8 379 CID	1982	Custom, Scottsdale, Silverado; Code DT	22052	5.7L V8 350 CID	1983	Custom, Silverado; Code DB	22045
6.2L V8 379 CID	1982	Custom, Scottsdale, Silverado; Code AY	22602	5.7L V8 350 CID	1983	Custom, Silverado; Code DD	22045
6.2L V8 379 CID	1983	Custom, Silverado; Code ABC	22052	5.7L V8 350 CID	1983	Custom, Silverado; Code DM	22045
6.2L V8 379 CID	1983	Custom, Silverado; Code ACC	22052	5.7L V8 350 CID	1983	Custom, Silverado; Spring Code-DA, Thermal	22049
6.2L V8 379 CID	1983	Custom, Silverado; Code AW	22052	5.7L V8 350 CID	1984	Custom, Scottsdale; Exc.Air Cond, non-thermal	21049
6.2L V8 379 CID	1984	Custom, Scottsdale; Code ABC	22052	5.7L V8 350 CID	1984	Custom, Scottsdale; non-thermal, Stamped #DA	21049
6.2L V8 379 CID	1984	Custom, Scottsdale; Code ACC	22052	5.7L V8 350 CID	1984	Custom, Scottsdale; Code CM,FC,KC	22045
6.2L V8 379 CID	1984	Custom, Scottsdale; Code AW	22052	5.7L V8 350 CID	1984	Custom, Scottsdale; Code DB	22045
6.2L V8 379 CID	1985	Custom, Scottsdale, Silverado	22052	5.7L V8 350 CID	1984	Custom, Scottsdale; Code DM	22045
6.2L V8 379 CID	1986	Custom, Scottsdale, Silverado; Code ABC,DT	22052	5.7L V8 350 CID	1984	Custom, Scottsdale; Spring Code-DA, Thermal	22049
6.2L V8 379 CID	1986	Custom, Scottsdale, Silverado; Code AW,HT	22052	5.7L V8 350 CID	1984	Custom, Scottsdale, Silverado; Code CM,FC,KC	22045
6.5L V8 396 CID	1968-1969		22045	5.7L V8 350 CID	1985	Custom, Scottsdale, Silverado; Code CM,FC,HD,KC	22042
6.5L V8 6489cc 396 CID	1968-1969		22045	5.7L V8 350 CID	1985	Custom, Scottsdale, Silverado; Code HD	22045
6.6L V8 400 CID	1975-1979		22045	5.7L V8 350 CID	1985	Custom, Scottsdale, Silverado; Stamped #DA, Thermal	22049
6.6L V8 402 CID	1970-1972		22045	5.7L V8 350 CID	1985-1986	Custom, Scottsdale, Silverado; Code DB	22045
6.6L V8 6588cc 402 CID	1970-1972		22045	5.7L V8 350 CID	1985-1986	Custom, Scottsdale, Silverado; Code DM,GZ	22045
7.4L V8 7439cc 454 CID	1973-1974		22045	5.7L V8 350 CID	1986	Custom, Scottsdale, Silverado; non-thermal, Stamped #DA	21049
K20				K20 PICKUP			
4.1L L6 250 CID	1978-1979	non-thermal	21043	5.0L V8 307 CID	1968-1973		22045
4.1L L6 250 CID	1980	Cheyenne, Custom Deluxe, Scottsdale, Silverado	22043	5.0L V8 5031cc 307 CID	1968-1973		22045
4.3L V6 262 CID	1985	Custom, Scottsdale, Silverado; non-thermal, Stamped #DA	21049	5.7L V8 350 CID	1969-1974		22045
4.3L V6 262 CID	1985	Custom, Scottsdale, Silverado; Code DM,GZ	22045				
4.3L V6 262 CID	1985	Custom, Scottsdale, Silverado; Code HG	22045				
4.3L V6 262 CID	1985	Custom, Scottsdale, Silverado; Spring Code-DA, Thermal	22049				
4.8L L6 292 CID	1978-1979	non-thermal	21043				
4.8L L6 292 CID	1980	Cheyenne, Custom Deluxe, Scottsdale, Silverado; For A/C Belt, non-thermal	21049				
4.8L L6 292 CID	1980	Cheyenne, Custom Deluxe, Scottsdale, Silverado; Exc.Air Cond	22043				
4.8L L6 292 CID	1980	Cheyenne, Custom Deluxe, Scottsdale, Silverado; For A/C Belt, Thermal	22049				
4.8L L6 292 CID	1981	Custom, Deluxe; For A/C Belt, non-thermal	21049				
4.8L L6 292 CID	1981	Custom, Deluxe; Exc.Air Cond	22043				
4.8L L6 292 CID	1981	Custom, Deluxe; For A/C Belt, Thermal	22049				



FAN CLUTCH APPLICATION GUIDE



Engine	Years	Application Description	USMW	Engine	Years	Application Description	USMW
CHEVROLET (cont'd.)				CHEVROLET (cont'd.)			
K20 PICKUP (cont'd.)				K20 SUBURBAN (cont'd.)			
5.7L V8 5736cc 350 CID	1969-1974		22045	7.4L V8 454 CID	1985	Custom, Scottsdale, Silverado	22045
5.7L V8 5737cc 350 CID	1974		22045	7.4L V8 7439cc 454 CID	1973-1974		22045
6.5L V8 396 CID	1968-1969		22045	7.4L V8 7441cc 454 CID	1973		22045
6.5L V8 6489cc 396 CID	1968-1969		22045	K30			
6.6L V8 6588cc 402 CID	1970-1972		22045	4.8L L6 292 CID	1978-1979	non-thermal	21043
7.4L V8 454 CID	1973-1974		22045	4.8L L6 292 CID	1980	Cheyenne, Custom Deluxe, Scottsdale, Silverado; For A/C Belt, non-thermal	21049
7.4L V8 7439cc 454 CID	1973-1974		22045	4.8L L6 292 CID	1980	Cheyenne, Custom Deluxe, Scottsdale, Silverado; Exc.Air Cond	22043
7.4L V8 7441cc 454 CID	1973-1974		22045	4.8L L6 292 CID	1980	Cheyenne, Custom Deluxe, Scottsdale, Silverado; For A/C Belt, Thermal	22049
K20 SUBURBAN				4.8L L6 292 CID	1981	Custom, Deluxe; For A/C Belt, non-thermal	21049
4.8L L6 292 CID	1978-1979	non-thermal	21043	4.8L L6 292 CID	1981	Custom, Deluxe; Exc.Air Cond	22043
4.8L L6 292 CID	1980	Custom Deluxe, Scottsdale, Silverado; For A/C Belt, non-thermal	21049	4.8L L6 292 CID	1981	Custom, Deluxe; For A/C Belt, Thermal	22049
4.8L L6 292 CID	1980	Custom Deluxe, Scottsdale, Silverado; Exc.Air Cond	22043	4.8L L6 292 CID	1982	Custom, Scottsdale, Silverado	22043
4.8L L6 292 CID	1980	Custom Deluxe, Scottsdale, Silverado; For A/C Belt, Thermal	22049	4.8L L6 292 CID	1983	Custom, Silverado	22043
4.8L L6 292 CID	1981	Custom, Deluxe; For A/C Belt, non-thermal	21049	4.8L L6 292 CID	1984	Custom, Scottsdale; Exc.Air Cond	22043
4.8L L6 292 CID	1981	Custom, Deluxe; Exc.Air Cond	22043	4.8L L6 292 CID	1984	Custom, Scottsdale; For A/C Belt	22045
4.8L L6 292 CID	1981	Custom, Deluxe; For A/C Belt, Thermal	22049	4.8L L6 292 CID	1985-1986	Custom, Scottsdale, Silverado	22045
4.8L L6 292 CID	1982	Custom, Scottsdale, Silverado	22043	5.7L V8 350 CID	1977-1979		22045
5.0L V8 305 CID	1977-1978		22045	5.7L V8 350 CID	1980	Cheyenne, Custom Deluxe, Scottsdale, Silverado	22045
5.0L V8 305 CID	1985-1986	Custom, Scottsdale, Silverado; non-thermal, Stamped #DA	21049	5.7L V8 350 CID	1981	Custom, Deluxe; Code AM	22045
5.0L V8 305 CID	1985-1986	Custom, Scottsdale, Silverado; Code DB	22045	5.7L V8 350 CID	1981	Custom, Deluxe; Code CB,CU,CX,FB	22045
5.0L V8 305 CID	1985-1986	Custom, Scottsdale, Silverado; Code DM,GZ	22045	5.7L V8 350 CID	1981	Custom, Deluxe; Code DM	22045
5.0L V8 305 CID	1985-1986	Custom, Scottsdale, Silverado; Spring Code-DA, Thermal	22049	5.7L V8 350 CID	1981	Custom, Deluxe; Spring Code-DA, Thermal	22049
5.0L V8 307 CID	1968-1973		22045	5.7L V8 350 CID	1982	Custom, Scottsdale, Silverado; Exc.Air Cond, non-thermal	21049
5.0L V8 5031cc 307 CID	1968-1973		22045	5.7L V8 350 CID	1982	Custom, Scottsdale, Silverado; Exc.Air Cond, non-thermal, Stamped #DA	21049
5.7L V8 350 CID	1969-1979		22045	5.7L V8 350 CID	1982	Custom, Scottsdale, Silverado; Code DB	22045
5.7L V8 350 CID	1980	Scottsdale, Silverado	22045	5.7L V8 350 CID	1982	Custom, Scottsdale, Silverado; Code DD	22045
5.7L V8 350 CID	1981	Custom, Deluxe; Code AM	22045	5.7L V8 350 CID	1982	Custom, Scottsdale, Silverado; Code DM	22045
5.7L V8 350 CID	1981	Custom, Deluxe; Code CB,CU,CX,FB	22045	5.7L V8 350 CID	1982	Custom, Scottsdale, Silverado; Spring Code-DA, Thermal	22049
5.7L V8 350 CID	1981	Custom, Deluxe; Code DM	22045	5.7L V8 350 CID	1982	Custom, Scottsdale, Silverado; Spring Code-DA, Thermal	22049
5.7L V8 350 CID	1981	Custom, Deluxe; Spring Code-DA, Thermal	22049	5.7L V8 350 CID	1983	Custom, Silverado; non-thermal, Stamped #DA	21049
5.7L V8 350 CID	1982	Custom, Scottsdale, Silverado; non-thermal, Stamped #DA	21049	5.7L V8 350 CID	1983	Custom, Silverado; Code DB	22045
5.7L V8 350 CID	1982	Custom, Scottsdale, Silverado; Code DB	22045	5.7L V8 350 CID	1983	Custom, Silverado; Code DM	22045
5.7L V8 350 CID	1982	Custom, Scottsdale, Silverado; Code DM	22045	5.7L V8 350 CID	1983	Custom, Silverado; Spring Code-DA, Thermal	22049
5.7L V8 350 CID	1982	Custom, Scottsdale, Silverado; Spring Code-DA, Thermal	22049	5.7L V8 350 CID	1984	Custom, Scottsdale; non-thermal, Stamped #DA	21049
5.7L V8 350 CID	1983	Custom, Silverado; Exc.Air Cond, non-thermal	21049	5.7L V8 350 CID	1984	Custom, Scottsdale; Code DB	22045
5.7L V8 350 CID	1983	Custom, Silverado; non-thermal, Stamped #DA	21049	5.7L V8 350 CID	1984	Custom, Scottsdale; Code DM	22045
5.7L V8 350 CID	1983	Custom, Silverado; Code CM,FC,KC	22045	5.7L V8 350 CID	1984	Custom, Scottsdale; Spring Code-DA, Thermal	22049
5.7L V8 350 CID	1983	Custom, Silverado; Code DB	22045	5.7L V8 350 CID	1985	Custom, Scottsdale, Silverado; Stamped #DA, Thermal	22049
5.7L V8 350 CID	1983	Custom, Silverado; Code DD	22045	5.7L V8 350 CID	1985-1986	Custom, Scottsdale, Silverado; Code DB	22045
5.7L V8 350 CID	1983	Custom, Silverado; Code DM	22045	5.7L V8 350 CID	1985-1986	Custom, Scottsdale, Silverado; Code DM,GZ	22045
5.7L V8 350 CID	1983	Custom, Silverado; Spring Code-DA, Thermal	22049	5.7L V8 350 CID	1986	Custom, Scottsdale, Silverado; non-thermal, Stamped #DA	21049
5.7L V8 350 CID	1984	Custom, Scottsdale; Exc.Air Cond, non-thermal	21049	5.7L V8 350 CID	1986	Custom, Scottsdale, Silverado; Spring Code-DA, Thermal	22049
5.7L V8 350 CID	1984	Custom, Scottsdale; non-thermal, Stamped #DA	21049	6.2L V8 379 CID	1983	Custom, Silverado	22052
5.7L V8 350 CID	1984	Custom, Scottsdale; Code CM,FC,KC	22045	6.2L V8 379 CID	1985-1986	Custom, Scottsdale, Silverado; Code ABC,DT	22052
5.7L V8 350 CID	1984	Custom, Scottsdale; Code DB	22045	6.2L V8 379 CID	1985-1986	Custom, Scottsdale, Silverado; Code AW,HT	22052
5.7L V8 350 CID	1984	Custom, Scottsdale; Code DM	22045	6.6L V8 400 CID	1977-1979		22045
5.7L V8 350 CID	1984	Custom, Scottsdale; Spring Code-DA, Thermal	22049	6.6L V8 400 CID	1980	Cheyenne, Custom Deluxe, Scottsdale, Silverado	22045
5.7L V8 350 CID	1985	Custom, Scottsdale, Silverado; Code CM,FC,HD,KC	22042	7.4L V8 454 CID	1977		22045
5.7L V8 350 CID	1985	Custom, Scottsdale, Silverado; Code HD	22045	7.4L V8 454 CID	1980	Cheyenne, Custom Deluxe, Scottsdale, Silverado	22045
5.7L V8 350 CID	1985-1986	Custom, Scottsdale, Silverado; non-thermal, Stamped #DA	21049	7.4L V8 454 CID	1981	Custom, Deluxe	22045
5.7L V8 350 CID	1985-1986	Custom, Scottsdale, Silverado; Code DB	22045	7.4L V8 454 CID	1982	Custom, Scottsdale, Silverado	22045
5.7L V8 350 CID	1985-1986	Custom, Scottsdale, Silverado; Code DM,GZ	22045	7.4L V8 454 CID	1983	Custom, Silverado; Code DK	22045
5.7L V8 350 CID	1986	Custom, Scottsdale, Silverado; Spring Code-DA, Thermal	22049	7.4L V8 454 CID	1983	Custom, Silverado; Code DM	22045
5.7L V8 5736cc 350 CID	1969-1974		22045	7.4L V8 454 CID	1983	Custom, Silverado; Code FD	22045
5.7L V8 5737cc 350 CID	1974		22045	7.4L V8 454 CID	1984	Custom, Scottsdale	22045
6.2L V8 379 CID	1983	Custom, Silverado	22052	7.4L V8 454 CID	1985-1986	Custom, Scottsdale, Silverado	22045
6.2L V8 379 CID	1985	Custom, Scottsdale, Silverado	22052	K1500			
6.2L V8 379 CID	1986	Custom, Scottsdale, Silverado; Code ABC,DT	22052	4.3L V6 262 CID	1988-1989	Cheyenne, Scottsdale, Silverado; Code AR,AX,BD,GP,HK,JM	22140
6.2L V8 379 CID	1986	Custom, Scottsdale, Silverado; Code AW,HT	22052	4.3L V6 262 CID	1988-1989	Cheyenne, Scottsdale, Silverado; Code GJ,HS	22145
6.5L V8 6489cc 396 CID	1968-1969		22045	4.3L V6 262 CID	1988-1989	Cheyenne, Scottsdale, Silverado; Code DD,GG,GN	22153
6.6L V8 400 CID	1975-1979		22045	4.3L V6 262 CID	1990	Cheyenne, Scottsdale, Silverado, WT; Code AR,AX,BD,GP,HK,JM	22140
6.6L V8 400 CID	1980	Custom Deluxe, Scottsdale, Silverado	22045	4.3L V6 262 CID	1990	Cheyenne, Scottsdale, Silverado, WT; Code GJ,HS	22145
6.6L V8 6588cc 402 CID	1970-1972		22045				
7.4L V8 454 CID	1973		22045				

FAN CLUTCHES

Engine	Years	Application Description	USMW	Engine	Years	Application Description	USMW
CHEVROLET (cont'd.)				CHEVROLET (cont'd.)			
K1500 (cont'd.)				K1500 (cont'd.)			
4.3L V6 262 CID	1990	Cheyenne, Scottsdale, Silverado, WT; Code DD,GG,GN	22153	5.7L V8 350 CID	1991	Cheyenne, Scottsdale, Silverado, Sport, WT; Code DD,GG,GN	22153
4.3L V6 262 CID	1991	Cheyenne, Scottsdale, Silverado, Sport, WT; Code AR,AX,BD,GP,HK,JM	22140	5.7L V8 350 CID	1992	Cheyenne, Scottsdale, Silverado, WT; Code AR,AX,BD,GP,HK,JM	22140
4.3L V6 262 CID	1991	Cheyenne, Scottsdale, Silverado, Sport, WT; Code HS	22145	5.7L V8 350 CID	1992	Cheyenne, Scottsdale, Silverado, WT; Code GJ,HS	22145
4.3L V6 262 CID	1991	Cheyenne, Scottsdale, Silverado, Sport, WT; Code DD,GG,GN	22153	5.7L V8 350 CID	1992	Cheyenne, Scottsdale, Silverado, WT; Code DD,GG,GN	22153
4.3L V6 262 CID	1992	Cheyenne, Scottsdale, Silverado, WT; Code AR,AX,BD,GP,HK,JM	22140	5.7L V8 350 CID	1993	Cheyenne, Silverado, WT; Code AR,AX,BD,GP,HK,JM	22140
4.3L V6 262 CID	1992	Cheyenne, Scottsdale, Silverado, WT; Code GJ,HS	22145	5.7L V8 350 CID	1993	Cheyenne, Silverado, WT; Code GK	22142
4.3L V6 262 CID	1992	Cheyenne, Scottsdale, Silverado, WT; Code DD,GG,GN	22153	5.7L V8 350 CID	1993	Cheyenne, Silverado, WT; Code GJ,HS	22145
4.3L V6 262 CID	1993	Cheyenne, Silverado, WT; Code AR,AX,BD,GP,HK,JM	22140	5.7L V8 350 CID	1993	Cheyenne, Silverado, WT; Code DD,GG,GN	22153
4.3L V6 262 CID	1993	Cheyenne, Silverado, WT; Code GK	22142	5.7L V8 350 CID	1994-1995	Base, Cheyenne, Silverado, WT; Code AR,AX,BD,GP,HK,JM	22140
4.3L V6 262 CID	1993	Cheyenne, Silverado, WT; Code GJ,HS	22145	5.7L V8 350 CID	1994-1995	Base, Cheyenne, Silverado, WT; Code GK	22142
4.3L V6 262 CID	1993	Cheyenne, Silverado, WT; Code DD,GG,GN	22153	5.7L V8 350 CID	1994-1995	Base, Cheyenne, Silverado, WT; Code BT,GM,HL	22149
4.3L V6 262 CID	1994-1995	Base, Cheyenne, Silverado, WT; Code AR,AX,BD,GP,HK,JM	22140	5.7L V8 350 CID	1994-1995	Base, Cheyenne, Silverado, WT; Code DD,GG,GN	22153
4.3L V6 262 CID	1994-1995	Base, Cheyenne, Silverado, WT; Code GK	22142	5.7L V8 350 CID	1996-1997	Base, Cheyenne, Silverado, WT; For A/C Belt	22158
4.3L V6 262 CID	1994-1995	Base, Cheyenne, Silverado, WT; Code BT,GM,HL	22149	5.7L V8 350 CID	1996-1997	Base, Cheyenne, Silverado, WT; Exc.Air Cond	22162
4.3L V6 262 CID	1994-1995	Base, Cheyenne, Silverado, WT; Code DD,GG,GN	22153	5.7L V8 350 CID	1998	Cheyenne, Silverado, WT; For A/C Belt	22158
4.3L V6 262 CID	1996-1997	Base, Cheyenne, Silverado, WT; For A/C Belt	22158	5.7L V8 350 CID	1998	Cheyenne, Silverado, WT; Exc.Air Cond	22162
4.3L V6 262 CID	1996-1997	Base, Cheyenne, Silverado, WT; Exc.Air Cond	22162	5.7L V8 350 CID	1999	LS; For A/C Belt	22158
4.3L V6 262 CID	1998	Cheyenne, Silverado, WT; For A/C Belt	22158	5.7L V8 350 CID	1999	LS; Exc.Air Cond	22162
4.3L V6 262 CID	1998	Cheyenne, Silverado, WT; Exc.Air Cond	22162	6.2L V8 379 CID	1988-1989	Cheyenne, Scottsdale, Silverado	22154
5.0L V8 305 CID	1988-1989	Cheyenne, Scottsdale, Silverado; Code AR,AX,BD,GP,HK,JM	22140	6.2L V8 379 CID	1990	Cheyenne, Scottsdale, Silverado, WT	22154
5.0L V8 305 CID	1988-1989	Cheyenne, Scottsdale, Silverado; Code HS,GJ	22145	6.2L V8 379 CID	1991	Cheyenne, Scottsdale, Silverado, Sport, WT	22154
5.0L V8 305 CID	1988-1989	Cheyenne, Scottsdale, Silverado; Code DD,GG,GN	22153	6.2L V8 379 CID	1992	Cheyenne, Scottsdale, Silverado, WT	22154
5.0L V8 305 CID	1990	Cheyenne, Scottsdale, Silverado, WT; Code AR,AX,BD,GP,HK,JM	22140	6.2L V8 379 CID	1993	Cheyenne, Silverado, WT	22154
5.0L V8 305 CID	1990	Cheyenne, Scottsdale, Silverado, WT; Code DD,GG,GN	22153	6.5L V8 395 CID	1994-1996	Base, Cheyenne, Silverado, WT	22605
5.0L V8 305 CID	1991	Cheyenne, Scottsdale, Silverado, Sport, WT; Code AR,AX,BD,GP,HK,JM	22140	6.5L V8 395 CID	1997	Base, Cheyenne, Silverado, WT	22613
5.0L V8 305 CID	1991	Cheyenne, Scottsdale, Silverado, Sport, WT; Code DD,GG,GN	22153	6.5L V8 395 CID	1998	Cheyenne, Silverado, WT	22613
5.0L V8 305 CID	1992	Cheyenne, Scottsdale, Silverado, WT; Code AR,AX,BD,GP,HK,JM	22140	K1500 SUBURBAN			
5.0L V8 305 CID	1992	Cheyenne, Scottsdale, Silverado, WT; Code BT,GM,HL	22149	5.7L V8 350 CID	1992-1994	Base, Silverado; Code AR,AX,BD,GP,HK,JM	22140
5.0L V8 305 CID	1992	Cheyenne, Scottsdale, Silverado, WT; Code DD,GG,GN	22153	5.7L V8 350 CID	1992-1994	Base, Silverado; Code GJ,HS	22145
5.0L V8 305 CID	1993	Cheyenne, Silverado, WT; Code AR,AX,BD,GP,HK,JM	22140	5.7L V8 350 CID	1992-1994	Base, Silverado; Code DD,GG,GN	22153
5.0L V8 305 CID	1993	Cheyenne, Silverado, WT; Code BT,GM,HL	22149	5.7L V8 350 CID	1993-1994	Base, Silverado; Code GK	22142
5.0L V8 305 CID	1993	Cheyenne, Silverado, WT; Code DD,GG,GN	22153	5.7L V8 350 CID	1994	Base, Silverado; Code BT,GM,HL	22149
5.0L V8 305 CID	1994-1995	Base, Cheyenne, Silverado, WT; Code AR,AX,BD,GP,HK,JM	22140	5.7L V8 350 CID	1995	Base, LS, LT; Code AR,AX,BD,GP,HK,JM	22140
5.0L V8 305 CID	1994-1995	Base, Cheyenne, Silverado, WT; Code BT,GM,HL	22149	5.7L V8 350 CID	1995	Base, LS, LT; Code GK	22142
5.0L V8 305 CID	1994-1995	Base, Cheyenne, Silverado, WT; Code DD,GG,GN	22153	5.7L V8 350 CID	1995	Base, LS, LT; Code BT,GM,HL	22149
5.0L V8 305 CID	1996	Base, Cheyenne, Silverado, WT; For A/C Belt	22158	5.7L V8 350 CID	1995	Base, LS, LT; Code DD,GG,GN	22153
5.0L V8 305 CID	1996	Base, Cheyenne, Silverado, WT; Exc.Air Cond	22162	5.7L V8 350 CID	1996-1997	Base, LS, LT; For A/C Belt	22158
5.0L V8 305 CID	1997	Base, Silverado, WT; For A/C Belt	22158	5.7L V8 350 CID	1996-1997	Base, LS, LT; Exc.Air Cond	22162
5.0L V8 305 CID	1997	Base, Silverado, WT; Exc.Air Cond	22162	5.7L V8 350 CID	1998	Base, LS; For A/C Belt	22158
5.0L V8 305 CID	1998	Cheyenne, Silverado, WT; For A/C Belt	22158	5.7L V8 350 CID	1998	Base, LS; Exc.Air Cond	22162
5.0L V8 305 CID	1998	Cheyenne, Silverado, WT; Exc.Air Cond	22162	5.7L V8 350 CID	1999	Base, LS, LT; For A/C Belt	22158
5.0L V8 305 CID	1999	LS; For A/C Belt	22158	5.7L V8 350 CID	1999	Base, LS, LT; Exc.Air Cond	22162
5.0L V8 305 CID	1999	LS; Exc.Air Cond	22162	6.5L V8 395 CID	1995-1996	Base, LS, LT	22605
5.7L V8 350 CID	1988-1989	Cheyenne, Scottsdale, Silverado; Code AR,AX,BD,GP,HK,JM	22140	6.5L V8 395 CID	1997	Base, LS, LT	22613
5.7L V8 350 CID	1988-1989	Cheyenne, Scottsdale, Silverado; Code GJ,HS	22145	6.5L V8 395 CID	1998	Base, LS	22613
5.7L V8 350 CID	1988-1989	Cheyenne, Scottsdale, Silverado; Code DD,GG,GN	22153	6.5L V8 395 CID	1999	Base, LS, LT; engine mounting type: bolt-on	22613
5.7L V8 350 CID	1990	Cheyenne, Scottsdale, Silverado, WT; Code AR,AX,BD,GP,HK,JM	22140	6.5L V8 395 CID	1999	Base, LS, LT; engine mounting type: screw-on	22614
5.7L V8 350 CID	1990	Cheyenne, Scottsdale, Silverado, WT; Code GJ,HS	22145	K2500			
5.7L V8 350 CID	1990	Cheyenne, Scottsdale, Silverado, WT; Code DD,GG,GN	22153	4.3L V6 262 CID	1988-1990	Cheyenne, Scottsdale, Silverado; Code GJ,HS	22145
5.7L V8 350 CID	1991	Cheyenne, Scottsdale, Silverado, Sport, WT; Code AR,AX,BD,GP,HK,JM	22140	4.3L V6 262 CID	1988-1992	Cheyenne, Scottsdale, Silverado; Code AR,AX,BD,GP,HK,JM	22140
5.7L V8 350 CID	1991	Cheyenne, Scottsdale, Silverado, Sport, WT; Code HS	22145	4.3L V6 262 CID	1988-1992	Cheyenne, Scottsdale, Silverado; Code DD,GG,GN	22153
5.7L V8 350 CID	1991	Cheyenne, Scottsdale, Silverado, Sport, WT; Code DD,GG,GN	22153	4.3L V6 262 CID	1991	Cheyenne, Scottsdale, Silverado; Code HS	22145
5.7L V8 350 CID	1992	Cheyenne, Silverado; Code AR,AX,BD,GP,HK,JM	22140	4.3L V6 262 CID	1992	Cheyenne, Scottsdale, Silverado; Code GJ,HS	22145
5.7L V8 350 CID	1992	Cheyenne, Silverado; Code GK	22142	4.3L V6 262 CID	1993	Cheyenne, Silverado; Code AR,AX,BD,GP,HK,JM	22140
5.7L V8 350 CID	1992	Cheyenne, Silverado; Code GJ,HS	22145	4.3L V6 262 CID	1993	Cheyenne, Silverado; Code GK	22142
5.7L V8 350 CID	1993	Cheyenne, Silverado; Code DD,GG,GN	22153	4.3L V6 262 CID	1993	Cheyenne, Silverado; Code GJ,HS	22145
5.7L V8 350 CID	1994-1995	Base, Cheyenne, Silverado, WT; Code AR,AX,BD,GP,HK,JM	22140	4.3L V6 262 CID	1993	Cheyenne, Silverado; Code DD,GG,GN	22153
5.7L V8 350 CID	1994-1995	Base, Cheyenne, Silverado, WT; Code GK	22142	4.3L V6 262 CID	1994-1995	Base, Cheyenne, Silverado, WT; Code AR,AX,BD,GP,HK,JM	22140
5.7L V8 350 CID	1994-1995	Base, Cheyenne, Silverado, WT; Code BT,GM,HL	22149	4.3L V6 262 CID	1994-1995	Base, Cheyenne, Silverado, WT; Code GK	22142
5.7L V8 350 CID	1994-1995	Base, Cheyenne, Silverado, WT; Code DD,GG,GN	22153	4.3L V6 262 CID	1994-1995	Base, Cheyenne, Silverado, WT; Code BT,GM,HL	22149
5.7L V8 350 CID	1991	Cheyenne, Scottsdale, Silverado, Sport, WT; Code AR,AX,BD,GP,HK,JM	22140	4.3L V6 262 CID	1994-1995	Base, Cheyenne, Silverado, WT; Code DD,GG,GN	22153
5.7L V8 350 CID	1991	Cheyenne, Scottsdale, Silverado, Sport, WT; Code HS	22145				

Engine	Years	Application Description	USMW	Engine	Years	Application Description	USMW
CHEVROLET (cont'd.)				CHEVROLET (cont'd.)			
K2500 (cont'd.)				K2500 SUBURBAN (cont'd.)			
5.0L V8 305 CID	1988-1989	Cheyenne, Scottsdale, Silverado; Code HS,GJ	22145	5.7L V8 350 CID	1998-1999	Base, LS; Exc.Air Cond	22162
5.0L V8 305 CID	1988-1992	Cheyenne, Scottsdale, Silverado; Code AR,AX,BD,GP,HK,JM	22140	6.5L V8 395 CID	1994	Base, Silverado	22605
5.0L V8 305 CID	1988-1992	Cheyenne, Scottsdale, Silverado; Code DD,GG,GN	22153	6.5L V8 395 CID	1995-1996	Base, LS, LT	22605
5.0L V8 305 CID	1992	Cheyenne, Scottsdale, Silverado; Code BT,GM,HL	22149	6.5L V8 395 CID	1997	Base, LS, LT	22613
5.0L V8 305 CID	1993	Cheyenne, Silverado; Code AR,AX,BD,GP,HK,JM	22140	6.5L V8 395 CID	1998	Base, LS	22613
5.0L V8 305 CID	1993	Cheyenne, Silverado; Code BT,GM,HL	22149	6.5L V8 395 CID	1999	Base, LS; engine mounting type: bolt-on	22613
5.0L V8 305 CID	1993	Cheyenne, Silverado; Code DD,GG,GN	22153	6.5L V8 395 CID	1999	Base, LS; engine mounting type: screw-on	22614
5.0L V8 305 CID	1994-1995	Base, Cheyenne, Silverado, WT; Code AR,AX,BD,GP,HK,JM	22140	7.4L V8 454 CID	1992-1993	Base, Silverado; Code GD,HM,HN	22145
5.0L V8 305 CID	1994-1995	Base, Cheyenne, Silverado, WT; Code BT,GM,HL	22149	7.4L V8 454 CID	1992-1993	Base, Silverado; Code GR,HG,HZ,JW	22145
5.0L V8 305 CID	1994-1995	Base, Cheyenne, Silverado, WT; Code DD,GG,GN	22153	7.4L V8 454 CID	1994	Base, Silverado	22145
5.0L V8 305 CID	1998	Cheyenne, Silverado, WT; For A/C Belt	22158	7.4L V8 454 CID	1995-1997	Base, LS, LT	22145
5.0L V8 305 CID	1998	Cheyenne, Silverado, WT; Exc.Air Cond	22162	7.4L V8 454 CID	1998-1999	Base, LS	22145
5.7L V8 350 CID	1988-1990	Cheyenne, Scottsdale, Silverado; Code GJ,HS	22145	K3500			
5.7L V8 350 CID	1988-1992	Cheyenne, Scottsdale, Silverado; Code AR,AX,BD,GP,HK,JM	22140	5.7L V8 350 CID	1988-1989	Cheyenne, Scottsdale, Silverado; Code GJ,HS	22145
5.7L V8 350 CID	1988-1992	Cheyenne, Scottsdale, Silverado; Code DD,GG,GN	22153	5.7L V8 350 CID	1988-1992	Cheyenne, Scottsdale, Silverado; Code DD,GG,GN	22153
5.7L V8 350 CID	1991	Cheyenne, Scottsdale, Silverado; Code HS	22145	5.7L V8 350 CID	1990-1991	Cheyenne, Scottsdale, Silverado; Code HS	22145
5.7L V8 350 CID	1992	Cheyenne, Scottsdale, Silverado; Code GJ,HS	22145	5.7L V8 350 CID	1992	Cheyenne, Scottsdale, Silverado; Code GJ,HS	22145
5.7L V8 350 CID	1993	Cheyenne, Silverado; Code AR,AX,BD,GP,HK,JM	22140	5.7L V8 350 CID	1993	Cheyenne, Silverado; Code GK	22142
5.7L V8 350 CID	1993	Cheyenne, Silverado; Code GJ,HS	22145	5.7L V8 350 CID	1993	Cheyenne, Silverado; Code GJ,HS	22145
5.7L V8 350 CID	1993	Cheyenne, Silverado; Code DD,GG,GN	22153	5.7L V8 350 CID	1993	Cheyenne, Silverado; Code DD,GG,GN	22153
5.7L V8 350 CID	1994-1995	Base, Cheyenne, Silverado, WT; Code AR,AX,BD,GP,HK,JM	22140	5.7L V8 350 CID	1994	Base, Cheyenne, Silverado; Code GJ,HS	22145
5.7L V8 350 CID	1994-1995	Base, Cheyenne, Silverado, WT; Code GK	22142	5.7L V8 350 CID	1994-1995	Base, Cheyenne, Silverado; Code GK	22142
5.7L V8 350 CID	1994-1995	Base, Cheyenne, Silverado, WT; Code BT,GM,HL	22149	5.7L V8 350 CID	1994-1995	Base, Cheyenne, Silverado; Code BT,GM,HL	22149
5.7L V8 350 CID	1994-1995	Base, Cheyenne, Silverado, WT; Code DD,GG,GN	22153	5.7L V8 350 CID	1994-1995	Base, Cheyenne, Silverado; Code DD,GG,GN	22153
5.7L V8 350 CID	1996	Base, Cheyenne, Silverado; For A/C Belt	22158	5.7L V8 350 CID	1996	Base, Cheyenne, Silverado; For A/C Belt	22158
5.7L V8 350 CID	1996	Base, Cheyenne, Silverado; Exc.Air Cond	22162	5.7L V8 350 CID	1996	Base, Cheyenne, Silverado; Exc.Air Cond	22162
5.7L V8 350 CID	1997	Base, Cheyenne; For A/C Belt	22158	5.7L V8 350 CID	1997	Base, Silverado; For A/C Belt	22158
5.7L V8 350 CID	1997	Base, Cheyenne; Exc.Air Cond	22162	5.7L V8 350 CID	1997	Base, Silverado; Exc.Air Cond	22162
5.7L V8 350 CID	1998	Cheyenne, Silverado, WT; For A/C Belt	22158	5.7L V8 350 CID	1998	Cheyenne, Silverado; For A/C Belt	22158
5.7L V8 350 CID	1998	Cheyenne, Silverado, WT; Exc.Air Cond	22162	5.7L V8 350 CID	1998	Cheyenne, Silverado; Exc.Air Cond	22162
5.7L V8 350 CID	1999-2000	Base, LS; For A/C Belt	22158	5.7L V8 350 CID	1998	Cheyenne, Silverado; Exc.Air Cond	22162
5.7L V8 350 CID	1999-2000	Base, LS; Exc.Air Cond	22162	5.7L V8 350 CID	1999-2000	Base, LS; For A/C Belt	22158
6.2L V8 379 CID	1988-1992	Cheyenne, Scottsdale, Silverado	22154	5.7L V8 350 CID	1999-2000	Base, LS; Exc.Air Cond	22162
6.2L V8 379 CID	1993	Cheyenne, Silverado	22154	6.2L V8 379 CID	1988-1992	Cheyenne, Scottsdale, Silverado	22154
6.5L V8 395 CID	1992-1993	Cheyenne, Silverado	22606	6.2L V8 379 CID	1993	Cheyenne, Silverado	22154
6.5L V8 395 CID	1994-1995	Base, Cheyenne, Silverado, WT	22605	6.5L V8 395 CID	1992-1993	Cheyenne, Silverado	22606
6.5L V8 395 CID	1996	Base, Cheyenne, Silverado	22605	6.5L V8 395 CID	1994-1996	Base, Cheyenne, Silverado	22605
6.5L V8 395 CID	1997	Base, Cheyenne, Silverado	22613	6.5L V8 395 CID	1997	Base, Cheyenne, Silverado	22613
6.5L V8 395 CID	1998	Cheyenne, Silverado, WT	22613	6.5L V8 395 CID	1998	Cheyenne, Silverado	22613
6.5L V8 395 CID	1999	Base, LS; engine mounting type: bolt-on	22613	6.5L V8 395 CID	1999	Base, LS; engine mounting type: bolt-on	22613
6.5L V8 395 CID	1999	Base, LS; engine mounting type: screw-on	22614	6.5L V8 395 CID	1999	Base, LS; engine mounting type: screw-on	22614
6.5L V8 395 CID	2000	Base, LS	22614	6.5L V8 395 CID	2000	Base, LS	22614
7.4L V8 454 CID	1991-1993	Cheyenne, Silverado; Code GD,HM,HN	22145	7.4L V8 454 CID	1988-1992	Cheyenne, Scottsdale, Silverado	22145
7.4L V8 454 CID	1991-1993	Cheyenne, Silverado; Code GR,HG,HZ,JW	22145	7.4L V8 454 CID	1993	Cheyenne, Silverado; Code GD,HM,HN	22145
7.4L V8 454 CID	1994-1995	Base, Cheyenne, Silverado, WT	22145	7.4L V8 454 CID	1993	Cheyenne, Silverado; Code GR,HG,HZ,JW	22145
7.4L V8 454 CID	1996-1997	Base, Cheyenne, Silverado	22145	7.4L V8 454 CID	1994-1997	Base, Cheyenne, Silverado	22145
7.4L V8 454 CID	1998	Cheyenne, Silverado, WT	22145	7.4L V8 454 CID	1998	Cheyenne, Silverado	22145
7.4L V8 454 CID	1999-2000	Base, LS	22145	7.4L V8 454 CID	1999-2000	Base, LS	22145
K2500 SUBURBAN				LAGUNA			
5.7L V8 350 CID	1992-1994	Base, Silverado; Code AR,AX,BD,GP,HK,JM	22140	6.6L V8 400 CID	1974	Base	22045
5.7L V8 350 CID	1992-1994	Base, Silverado; Code GJ,HS	22145	6.6L V8 400 CID	1975	Base, S3	22045
5.7L V8 350 CID	1992-1994	Base, Silverado; Code DD,GG,GN	22153	6.6L V8 400 CID	1976	S3	22045
5.7L V8 350 CID	1993-1994	Base, Silverado; Code GK	22142	6.6L V8 6555cc 400 CID	1973	Base, Estate	22045
5.7L V8 350 CID	1994	Base, Silverado; Code BT,GM,HL	22149	6.6L V8 6555cc 400 CID	1974	Base	22045
5.7L V8 350 CID	1995	Base, LS, LT; Code AR,AX,BD,GP,HK,JM	22140	6.6L V8 6555cc 400 CID	1974	Base	22045
5.7L V8 350 CID	1995	Base, LS, LT; Code GK	22142	7.4L V8 454 CID	1973	Base, Estate	22045
5.7L V8 350 CID	1995	Base, LS, LT; Code BT,GM,HL	22149	7.4L V8 454 CID	1974	Base, Type S-3	22045
5.7L V8 350 CID	1995	Base, LS, LT; Code DD,GG,GN	22153	7.4L V8 454 CID	1975	Base, S3	22045
5.7L V8 350 CID	1996-1997	Base, LS, LT; For A/C Belt	22158	7.4L V8 454 CID	1977	Base, Estate	22045
5.7L V8 350 CID	1996-1997	Base, LS, LT; Exc.Air Cond	22162	7.4L V8 7439cc 454 CID	1973	Base, Estate	22045
5.7L V8 350 CID	1998-1999	Base, LS; For A/C Belt	22158	7.4L V8 7439cc 454 CID	1974	Base	22045
				7.4L V8 7441cc 454 CID	1973	Base, Estate	22045
				7.4L V8 7441cc 454 CID	1974	Base, Type S-3	22045
				LLV			
				2.2L L4 2190cc 134 CID	1994-1995	Base	22153
				2.5L L4 2474cc 151 CID	1987-1993	Base	22147
				LUV			
				1.8L L4 111 CID	1975-1979		22094
				1.8L L4 111 CID	1980-1982	Base, Mikado, Sport	22094
				2.2L L4 134 CID	1982	Base, Mikado, Sport	22094
				LUV PICKUP			
				1.8L L4 111 CID	1972-1974		22094
				1.8L L4 1817cc 111 CID	1972-1974		22094

FAN CLUTCHES

Engine	Years	Application Description	USMW	Engine	Years	Application Description	USMW
CHEVROLET (cont'd.)				CHEVROLET (cont'd.)			
MALIBU				MALIBU (cont'd.)			
3.3L V6 200 CID	1978-1979	non-thermal	21049	5.0L V8 305 CID	1980	Base, Classic, Classic Estate, Classic Landau, Classic Sport, Estate, Sport; non-thermal	21049
3.3L V6 200 CID	1978-1979	Thermal, Thermal	22049	5.0L V8 305 CID	1980	Base, Classic, Classic Estate, Classic Landau, Classic Sport, Estate, Sport; Code AS	22043
3.8L L6 3769cc 230 CID	1967	non-thermal	21049	5.0L V8 305 CID	1980	Base, Classic, Classic Estate, Classic Landau, Classic Sport, Estate, Sport; Code AD	22045
3.8L L6 3769cc 230 CID	1967	Thermal, Thermal	22049	5.0L V8 305 CID	1980	Base, Classic, Classic Estate, Classic Landau, Classic Sport, Estate, Sport; Code DC,DR	22045
3.8L V6 229 CID	1980	Base, Classic, Classic Estate, Classic Landau, Classic Sport, Estate, Sport; For A/C Belt, non-thermal	21049	5.0L V8 305 CID	1980	Base, Classic, Classic Estate, Classic Landau, Classic Sport, Estate, Sport; Code FB	22045
3.8L V6 229 CID	1980	Base, Classic, Classic Estate, Classic Landau, Classic Sport, Estate, Sport; Exc.Air Cond	22043	5.0L V8 305 CID	1980	Base, Classic, Classic Estate, Classic Landau; non-thermal	21049
3.8L V6 229 CID	1980	Base, Classic, Classic Estate, Classic Landau, Classic Sport, Estate, Sport; For A/C Belt, Thermal	22049	5.0L V8 305 CID	1980	Base, Classic, Classic Estate, Classic Landau, Classic Sport, Estate, Sport; Code FC, Thermal	22049
3.8L V6 229 CID	1981	Base, Classic, Classic Landau; For A/C Belt, non-thermal	21049	5.0L V8 305 CID	1981	Base, Classic, Classic Landau; non-thermal	21049
3.8L V6 229 CID	1981	Base, Classic, Classic Landau; Exc.Air Cond	22043	5.0L V8 305 CID	1981	Base, Classic, Classic Landau; Code AD	22045
3.8L V6 229 CID	1981	Base, Classic, Classic Landau; For A/C Belt, Thermal	22049	5.0L V8 305 CID	1981	Base, Classic, Classic Landau; Code DC,DR	22045
3.8L V6 229 CID	1982-1983	Classic; non-thermal	21049	5.0L V8 305 CID	1981	Base, Classic, Classic Landau; Code FB	22045
3.8L V6 229 CID	1982-1983	Classic; Thermal	22049	5.0L V8 305 CID	1981	Base, Classic, Classic Landau; Code FC, Thermal	22049
3.8L V6 231 CID	1979	non-thermal	21049	5.0L V8 305 CID	1981	Base, Classic, Classic Landau; Code AD	22045
3.8L V6 231 CID	1979	Thermal, Thermal	22049	5.0L V8 305 CID	1981	Base, Classic, Classic Landau; Code DC,DR	22045
3.8L V6 3800cc 231 CID	1978-1979	non-thermal	21049	5.0L V8 305 CID	1981	Base, Classic, Classic Landau; Code FB	22045
3.8L V6 3800cc 231 CID	1978-1979	Thermal, Thermal	22049	5.0L V8 305 CID	1981	Base, Classic, Classic Landau; Code FC, Thermal	22049
3.8L V6 3800cc 231 CID	1980	Base, Classic, Classic Estate, Classic Landau, Classic Sport, Estate, Sport; non-thermal	21049	5.0L V8 305 CID	1982-1983	Classic; Exc.Air Cond, non-thermal	21049
3.8L V6 3800cc 231 CID	1980	Base, Classic, Classic Estate, Classic Landau, Classic Sport, Estate, Sport; For A/C Belt	22043	5.0L V8 305 CID	1982-1983	Classic; Exc.Heavy Duty Cooling, For A/C Belt, non-thermal	21049
3.8L V6 3800cc 231 CID	1980	Base, Classic, Classic Estate, Classic Landau, Classic Sport, Estate, Sport; Exc.Air Cond, Thermal	22049	5.0L V8 305 CID	1982-1983	Classic; Calif, For A/C Belt, Heavy Duty Cooling	22045
3.8L V6 3800cc 231 CID	1981	Base, Classic, Classic Landau; non-thermal	21049	5.0L V8 305 CID	1982-1983	Classic; Federal, For A/C Belt, Heavy Duty Cooling	22045
3.8L V6 3800cc 231 CID	1981	Base, Classic, Classic Landau; For A/C Belt	22043	5.0L V8 305 CID	1982-1983	Classic; Exc.Air Cond, Thermal	22049
3.8L V6 3800cc 231 CID	1981	Base, Classic, Classic Landau; Exc.Air Cond, Thermal	22049	5.0L V8 305 CID	1982-1983	Classic; Exc.Heavy Duty Cooling, For A/C Belt, Thermal	22049
3.8L V6 3800cc 231 CID	1982-1983	Classic	22043	5.0L V8 5031cc 307 CID	1973	non-thermal	21049
4.1L L6 250 CID	1975-1977	non-thermal	21049	5.0L V8 5031cc 307 CID	1973	Thermal, Thermal	22049
4.1L L6 250 CID	1975-1977	Thermal, Thermal	22049	5.3L V8 5358cc 327 CID	1964-1966	non-thermal	21016
4.1L L6 4097cc 250 CID	1967	non-thermal	21049	5.3L V8 5358cc 327 CID	1967	non-thermal	21049
4.1L L6 4097cc 250 CID	1967	Thermal, Thermal	22049	5.3L V8 5358cc 327 CID	1967	Thermal, Thermal	22049
4.1L L6 4097cc 250 CID	1973-1974	non-thermal	21049	5.7L V8 350 CID	1975-1979	Thermal, Thermal	22049
4.1L L6 4097cc 250 CID	1973-1974	Thermal, Thermal	22049	5.7L V8 350 CID	1975-1981	non-thermal	21049
4.1L L6 4097cc 250 CID	1979	non-thermal	21049	5.7L V8 350 CID	1980	Base, Estate, Sport; Code AS	22043
4.1L L6 4097cc 250 CID	1979	Thermal, Thermal	22049	5.7L V8 350 CID	1980	Base, Estate, Sport; Code AD	22045
4.1L L6 4097cc 250 CID	1981	non-thermal	21049	5.7L V8 350 CID	1980	Base, Estate, Sport; Code DC,DR	22045
4.1L L6 4097cc 250 CID	1981	Thermal, Thermal	22049	5.7L V8 350 CID	1981	Base; Code AD	22045
4.1L L6 4097cc 250 CID	1981	non-thermal	21049	5.7L V8 350 CID	1981	Base; Code DC,DR	22045
4.1L L6 4098cc 250 CID	1967	non-thermal	21049	5.7L V8 350 CID	1982-1983	Classic; Exc.Heavy Duty Cooling, non-thermal	21049
4.1L L6 4098cc 250 CID	1967	Thermal, Thermal	22049	5.7L V8 350 CID	1982-1983	Classic; Heavy Duty Cooling	22045
4.1L L6 4098cc 250 CID	1973-1974	non-thermal	21049	5.7L V8 350 CID	1982-1983	Classic; Exc.Heavy Duty Cooling, Thermal	22049
4.1L L6 4098cc 250 CID	1973-1974	Thermal, Thermal	22049	5.7L V8 5736cc 350 CID	1973-1974	non-thermal	21049
4.3L V6 260 CID	1982-1983	Classic; non-thermal	21049	5.7L V8 5736cc 350 CID	1973-1974	Thermal, Thermal	22049
4.3L V6 260 CID	1982-1983	Classic; Thermal	22049	5.7L V8 5737cc 350 CID	1974	non-thermal	21049
4.4L V8 267 CID	1979	non-thermal	21049	5.7L V8 5737cc 350 CID	1974	Thermal, Thermal	22049
4.4L V8 267 CID	1979	Thermal, Thermal	22049	6.5L V8 6489cc 396 CID	1965-1966	non-thermal	21011
4.4L V8 267 CID	1980	Base, Classic, Classic Estate, Classic Landau, Classic Sport, Estate, Sport; non-thermal	21049	6.5L V8 6489cc 396 CID	1965-1966	Thermal	22011
4.4L V8 267 CID	1980	Base, Classic, Classic Estate, Classic Landau, Classic Sport, Estate, Sport; Code AS	22043	6.5L V8 6489cc 396 CID	1967	non-thermal	21049
4.4L V8 267 CID	1980	Base, Classic, Classic Estate, Classic Landau, Classic Sport, Estate, Sport; Code AD	22045	6.5L V8 6489cc 396 CID	1967	Thermal, Thermal	22049
4.4L V8 267 CID	1980	Base, Classic, Classic Estate, Classic Landau, Classic Sport, Estate, Sport; Code FB	22045	6.6L V8 400 CID	1975-1976	non-thermal	21049
4.4L V8 267 CID	1980	Base, Classic, Classic Estate, Classic Landau, Classic Sport, Estate, Sport; Code FC, Thermal	22049	6.6L V8 400 CID	1975-1976	Thermal, Thermal	22049
4.4L V8 267 CID	1981	Base, Classic, Classic Landau; Code AD	22045	6.6L V8 400 CID	1973-1974	non-thermal	21049
4.4L V8 267 CID	1981	Base, Classic, Classic Landau; Code FB	22045	6.6L V8 6555cc 400 CID	1973-1974	Thermal, Thermal	22049
4.4L V8 267 CID	1982	Classic; Exc.Air Cond, non-thermal	21049	6.6L V8 6556cc 400 CID	1974	non-thermal	21049
4.4L V8 267 CID	1982	Classic; Exc.Heavy Duty Cooling, For A/C Belt, non-thermal	21049	6.6L V8 6556cc 400 CID	1974	Thermal, Thermal	22049
4.4L V8 267 CID	1982	Classic; For A/C Belt, Heavy Duty Cooling	22045	7.4L V8 454 CID	1975	non-thermal	21049
4.4L V8 267 CID	1982	Classic; Exc.Air Cond, Thermal	22049	7.4L V8 454 CID	1975	Thermal, Thermal	22049
4.4L V8 267 CID	1982	Classic; Exc.Heavy Duty Cooling, For A/C Belt, Thermal	22049	7.4L V8 454 CID	1975	Thermal, Thermal	22049
4.6L V8 4638cc 283 CID	1964-1966	non-thermal	21011	7.4L V8 7439cc 454 CID	1973-1974	non-thermal	21049
4.6L V8 4638cc 283 CID	1964-1966	Thermal	22011	7.4L V8 7439cc 454 CID	1973-1974	Thermal, Thermal	22049
4.6L V8 4638cc 283 CID	1967	non-thermal	21049	7.4L V8 7441cc 454 CID	1973-1974	non-thermal	21049
4.6L V8 4638cc 283 CID	1967	Thermal, Thermal	22049	7.4L V8 7441cc 454 CID	1973-1974	Thermal, Thermal	22049
5.0L V8 305 CID	1976-1979	non-thermal	21049	MONTE CARLO			
5.0L V8 305 CID	1976-1979	Thermal, Thermal	22049	3.3L V6 200 CID	1978-1979		22043
				3.8L V6 229 CID	1980	Landau, Sport; For A/C Belt, non-thermal	21049
				3.8L V6 229 CID	1980	Landau, Sport; Exc.Air Cond	22043
				3.8L V6 229 CID	1980	Landau, Sport; For A/C Belt, Thermal	22049
				3.8L V6 229 CID	1981	Base, Landau; For A/C Belt, non-thermal	21049
				3.8L V6 229 CID	1981	Base, Landau; Exc.Air Cond	22043
				3.8L V6 229 CID	1981	Base, Landau; For A/C Belt, Thermal	22049
				3.8L V6 229 CID	1982	Base; non-thermal	21049
				3.8L V6 229 CID	1982	Base; Thermal	22049
				3.8L V6 229 CID	1983	Base, CL; non-thermal	21049
				3.8L V6 229 CID	1983	Base, CL; Thermal	22049
				3.8L V6 229 CID	1984	Base; non-thermal	21049
				3.8L V6 229 CID	1984	Base; Thermal	22049

Engine	Years	Application Description	USMW	Engine	Years	Application Description	USMW
CHEVROLET (cont'd.)				CHEVROLET (cont'd.)			
MONTE CARLO (cont'd.)				MONZA (cont'd.)			
3.8L V6 231 CID	1979		22043	2.5L L4 2474cc 151 CID	1980	2+2, 2+2 Sport, 2+2 Spyder, Base, Spyder; For A/C Belt, non-thermal	21049
3.8L V6 231 CID	1986-1987	non-thermal	21043	2.5L L4 2474cc 151 CID	1980	2+2, 2+2 Sport, 2+2 Spyder, Base, Spyder; For A/C Belt, Thermal	22049
3.8L V6 3800cc 231 CID	1978-1979		22043	3.2L V6 196 CID	1978-1979	non-thermal	21049
3.8L V6 3800cc 231 CID	1980	Landau, Sport; non-thermal	21049	3.2L V6 196 CID	1978-1979	Thermal, Thermal	22049
3.8L V6 3800cc 231 CID	1980	Landau, Sport; For A/C Belt	22043	3.8L V6 231 CID	1979	non-thermal	21049
3.8L V6 3800cc 231 CID	1980	Landau, Sport; Exc.Air Cond, Thermal	22049	3.8L V6 231 CID	1979	Thermal, Thermal	22049
3.8L V6 3800cc 231 CID	1981	Base, Landau; non-thermal	21049	3.8L V6 3800cc 231 CID	1978-1979	non-thermal	21049
3.8L V6 3800cc 231 CID	1981	Base, Landau; For A/C Belt	22043	3.8L V6 3800cc 231 CID	1978-1979	Thermal, Thermal	22049
3.8L V6 3800cc 231 CID	1981	Base, Landau; Exc.Air Cond, Thermal	22049	3.8L V6 3800cc 231 CID	1980	2+2, 2+2 Sport, 2+2 Spyder, Base, Spyder; non-thermal	21049
3.8L V6 3800cc 231 CID	1982	Base; non-thermal	21049	3.8L V6 3800cc 231 CID	1980	2+2, 2+2 Sport, 2+2 Spyder, Base, Spyder; Thermal	22049
3.8L V6 3800cc 231 CID	1982	Base; Thermal	22049	4.3L V8 262 CID	1975-1976	non-thermal	21049
3.8L V6 3800cc 231 CID	1983	Base, CL; non-thermal	21049	4.3L V8 262 CID	1975-1976	Thermal, Thermal	22049
3.8L V6 3800cc 231 CID	1983	Base, CL; Thermal	22049	5.0L V8 305 CID	1975-1976	non-thermal	21049
3.8L V6 3800cc 231 CID	1984	Base; non-thermal	21049	5.0L V8 305 CID	1976-1979	Thermal, Thermal	22049
3.8L V6 3800cc 231 CID	1984	Base; Thermal	22049	NOVA			
4.3L V6 260 CID	1982	Base; non-thermal	21049	2.5L L4 2507cc 153 CID	1969-1970	non-thermal	21049
4.3L V6 260 CID	1982	Base; Thermal	22049	2.5L L4 2507cc 153 CID	1969-1970	Thermal, Thermal	22049
4.3L V6 260 CID	1983	Base, CL; non-thermal	21049	3.8L L6 3769cc 230 CID	1969-1970	non-thermal	21049
4.3L V6 260 CID	1983	Base, CL; Thermal	22049	3.8L L6 3769cc 230 CID	1969-1970	Thermal, Thermal	22049
4.3L V6 262 CID	1985	Base; non-thermal	21049	4.1L L6 250 CID	1975-1979	non-thermal	21049
4.3L V6 262 CID	1985	Base; Thermal	22049	4.1L L6 250 CID	1975-1979	Thermal, Thermal	22049
4.3L V6 262 CID	1986-1988	Base, LS; non-thermal	21049	4.1L L6 4097cc 250 CID	1969-1974	non-thermal	21049
4.3L V6 262 CID	1986-1988	Base, LS; Thermal	22049	4.1L L6 4097cc 250 CID	1969-1974	Thermal, Thermal	22049
4.4L V8 267 CID	1979		22043	4.1L L6 4098cc 250 CID	1969-1974	non-thermal	21049
4.4L V8 267 CID	1980	Landau, Sport; non-thermal	21049	4.1L L6 4098cc 250 CID	1969-1974	Thermal, Thermal	22049
4.4L V8 267 CID	1980	Landau, Sport; Code AS	22043	4.3L V8 262 CID	1975	non-thermal	21049
4.4L V8 267 CID	1980	Landau, Sport; Code AD	22045	4.3L V8 262 CID	1975	Thermal, Thermal	22049
4.4L V8 267 CID	1980	Landau, Sport; Code FB	22045	5.0L V8 305 CID	1976-1979	non-thermal	21049
4.4L V8 267 CID	1980	Landau, Sport; Code FC, Thermal	22049	5.0L V8 305 CID	1976-1979	Thermal, Thermal	22049
4.4L V8 267 CID	1981	Base, Landau; Code AD	22045	5.0L V8 5031cc 307 CID	1969-1973	non-thermal	21049
4.4L V8 267 CID	1981	Base, Landau; Code FB	22045	5.0L V8 5031cc 307 CID	1969-1973	Thermal, Thermal	22049
4.4L V8 267 CID	1981	Base; non-thermal	21049	5.7L V8 350 CID	1975-1979	non-thermal	21049
4.4L V8 267 CID	1982	Base; Code CM,FC,KC	22045	5.7L V8 350 CID	1975-1979	Thermal, Thermal	22049
4.4L V8 267 CID	1982	Base; Code AD,CU,CX,FB, Thermal	22049	5.7L V8 5736cc 350 CID	1969-1974	non-thermal	21049
4.4L V8 267 CID	1982	Base; non-thermal	21049	5.7L V8 5736cc 350 CID	1969-1974	Thermal, Thermal	22049
5.0L V8 305 CID	1976-1977	non-thermal	21043	5.7L V8 5737cc 350 CID	1974	non-thermal	21049
5.0L V8 305 CID	1978-1979		22043	5.7L V8 5737cc 350 CID	1974	Thermal, Thermal	22049
5.0L V8 305 CID	1980	Landau, Sport; non-thermal	21049	6.5L V8 396 CID	1970	non-thermal	21049
5.0L V8 305 CID	1980	Landau, Sport; Code AS	22043	6.5L V8 396 CID	1970	Thermal, Thermal	22049
5.0L V8 305 CID	1980	Landau, Sport; Code AD	22045	6.5L V8 6489cc 396 CID	1969	non-thermal	21049
5.0L V8 305 CID	1980	Landau, Sport; Code DC,DR	22045	6.5L V8 6489cc 396 CID	1969	Thermal, Thermal	22049
5.0L V8 305 CID	1980	Landau, Sport; Code FB	22045	6.6L V8 6588cc 402 CID	1970-1972	non-thermal	21049
5.0L V8 305 CID	1980	Landau, Sport; Code FC, Thermal	22049	6.6L V8 6588cc 402 CID	1970-1972	Thermal, Thermal	22049
5.0L V8 305 CID	1981	Base, Landau; non-thermal	21049	7.4L V8 7439cc 454 CID	1970-1971	non-thermal	21049
5.0L V8 305 CID	1981	Base, Landau; Code AD	22045	7.4L V8 7439cc 454 CID	1970-1971	Thermal, Thermal	22049
5.0L V8 305 CID	1981	Base, Landau; Code DC,DR	22045	P10			
5.0L V8 305 CID	1981	Base, Landau; Code FB	22045	4.8L L6 292 CID	1975-1979		22045
5.0L V8 305 CID	1981	Base, Landau; Code FC, Thermal	22049	4.8L L6 292 CID	1980	Base, Step-Van	22045
5.0L V8 305 CID	1982	Base; non-thermal	21049	5.7L V8 350 CID	1975		22045
5.0L V8 305 CID	1982	Base; Code CM,FC,KC	22045	5.7L V8 350 CID	1977-1978		22045
5.0L V8 305 CID	1982	Base; Code AD,CU,CX,FB, Thermal	22049	6.6L V8 400 CID	1977		22045
5.0L V8 305 CID	1983	Base, CL, SS; non-thermal	21049	P10 VAN			
5.0L V8 305 CID	1983	Base, CL, SS; Code CM,FC,KC	22045	5.7L V8 350 CID	1973		22045
5.0L V8 305 CID	1983	Base, CL, SS; Code AD,CU,CX,FB, Thermal	22049	7.4L V8 454 CID	1973		22045
5.0L V8 305 CID	1984	Base; non-thermal	21049	7.4L V8 7441cc 454 CID	1973		22045
5.0L V8 305 CID	1984	Base; Code CM,FC,KC	22045	P20			
5.0L V8 305 CID	1984	SS	22045	4.8L L6 292 CID	1980-1981	Base, Step-Van	22045
5.0L V8 305 CID	1984	Base; Code AD,CU,CX,FB, Thermal	22049	4.8L L6 292 CID	1982	Base, Step-Van	22043
5.0L V8 305 CID	1985	Base, SS	22045	4.8L L6 292 CID	1983-1984	Base, Step-Van; Exc.Heavy Duty Cooling	22043
5.0L V8 305 CID	1986-1988	Base, LS, SS	22045	4.8L L6 292 CID	1983-1984	Base, Step-Van; Heavy Duty Cooling, Thermal	22049
5.7L V8 350 CID	1982	Base; Exc.Heavy Duty Cooling, non-thermal	21049	4.8L L6 292 CID	1985	Base, Step-Van	22045
5.7L V8 350 CID	1982	Base; Heavy Duty Cooling	22045	4.8L L6 292 CID	1986	Base	22045
5.7L V8 350 CID	1982	Base; Exc.Heavy Duty Cooling, Thermal	22049	4.8L L6 292 CID	1987-1989	Base, Step-Van	22045
5.7L V8 350 CID	1983	Base, CL, SS; Exc.Heavy Duty Cooling, non-thermal	21049	5.7L V8 350 CID	1980-1981	Base, Step-Van	22045
5.7L V8 350 CID	1983	Base, CL, SS; Heavy Duty Cooling	22045	5.7L V8 350 CID	1982-1984	Base, Step-Van; non-thermal	21049
5.7L V8 350 CID	1983	Base, CL, SS; Exc.Heavy Duty Cooling, Thermal	22049	5.7L V8 350 CID	1982-1984	Base, Step-Van; Thermal	22049
5.7L V8 350 CID	1984	Base; Exc.Heavy Duty Cooling, non-thermal	21049	5.7L V8 350 CID	1985	Base, Step-Van	22045
5.7L V8 350 CID	1984	Base; Heavy Duty Cooling	22045	5.7L V8 350 CID	1986	Base	22045
5.7L V8 350 CID	1984	Base; Exc.Heavy Duty Cooling, Thermal	22049	5.7L V8 350 CID	1987-1989	Base, Step-Van	22045
5.7L V8 350 CID	1984	non-thermal	21049	6.2L V8 379 CID	1982-1985	Base, Step-Van	22052
5.7L V8 350 CID	1984		22045	6.2L V8 379 CID	1986	Base	22052
5.7L V8 350 CID	1984		22045	6.2L V8 379 CID	1987-1989	Base, Step-Van	22052
5.7L V8 5736cc 350 CID	1982-1983		21049	P20 VAN			
6.6L V8 400 CID	1970-1975		22045	4.8L L6 292 CID	1968-1974		22045
6.6L V8 402 CID	1970-1972		22045	4.8L L6 4786cc 292 CID	1973-1974		22045
6.6L V8 6555cc 400 CID	1970-1974		22045	5.0L V8 307 CID	1968-1969		22045
6.6L V8 6556cc 400 CID	1970-1974		22045	5.0L V8 307 CID	1973		22045
6.6L V8 6588cc 402 CID	1970-1972		22045	5.7L V8 350 CID	1970-1974		22045
7.4L V8 454 CID	1970-1975		22045				
7.4L V8 7439cc 454 CID	1970-1974		22045				
MONZA							
2.5L L4 2474cc 151 CID	1978-1979	non-thermal	21049				
2.5L L4 2474cc 151 CID	1978-1979	Thermal, Thermal	22049				

FAN CLUTCHES

Engine	Years	Application Description	USMW	Engine	Years	Application Description	USMW
CHEVROLET (cont'd.)				CHEVROLET (cont'd.)			
P20 VAN (cont'd.)				R10 SUBURBAN			
5.7L V8 5737cc 350 CID	1974		22045	5.0L V8 305 CID	1987	Custom Deluxe, Scottsdale, Silverado; non-thermal	21049
7.4L V8 454 CID	1970-1971		22045	5.0L V8 305 CID	1987	Custom Deluxe, Scottsdale, Silverado; Code CM,FC,HD,KC	22045
7.4L V8 454 CID	1973		22045	5.0L V8 305 CID	1987	Custom Deluxe, Scottsdale, Silverado; Code DB	22045
7.4L V8 7441cc 454 CID	1970-1971		22045	5.0L V8 305 CID	1987	Custom Deluxe, Scottsdale, Silverado; Code DM,GZ	22045
7.4L V8 7441cc 454 CID	1973		22045	5.0L V8 305 CID	1987	Custom Deluxe, Scottsdale, Silverado; Spring Code-DA, Thermal	22049
P30				5.7L V8 350 CID	1987	Custom Deluxe, Scottsdale, Silverado; non-thermal	21049
4.3L V6 262 CID	1990	Base, Step-Van	22051	5.7L V8 350 CID	1987	Custom Deluxe, Scottsdale, Silverado; Code CM,FC,HD,KC	22045
4.3L V6 262 CID	1991-1995	Base	22051	5.7L V8 350 CID	1987	Custom Deluxe, Scottsdale, Silverado; Code DB	22045
4.3L V6 262 CID	1996-1999	Base	22158	5.7L V8 350 CID	1987	Custom Deluxe, Scottsdale, Silverado; Code DM,GZ	22045
4.8L L6 292 CID	1975-1979		22045	5.7L V8 350 CID	1987	Custom Deluxe, Scottsdale, Silverado; Spring Code-DA, Thermal	22049
4.8L L6 292 CID	1980-1981	Base, Step-Van	22045	5.7L V8 350 CID	1988	Scottsdale, Silverado; non-thermal	21049
4.8L L6 292 CID	1982	Base, Step-Van	22043	5.7L V8 350 CID	1988	Scottsdale, Silverado; Code CM,FC,HD,KC	22045
4.8L L6 292 CID	1983-1984	Base, Step-Van; Exc.Heavy Duty Cooling	22043	5.7L V8 350 CID	1988	Scottsdale, Silverado; Code DM,GZ	22045
4.8L L6 292 CID	1983-1984	Base, Step-Van; Heavy Duty Cooling, Thermal	22049	5.7L V8 350 CID	1988	Scottsdale, Silverado; Spring Code-DA, Thermal	22049
4.8L L6 292 CID	1985	Base, Step-Van	22045	5.7L V8 350 CID	1988	Scottsdale, Silverado; Code DB	22045
4.8L L6 292 CID	1986	Base	22045	5.7L V8 350 CID	1988	Scottsdale, Silverado; Code DK	22045
4.8L L6 292 CID	1987-1989	Base, Step-Van	22045	5.7L V8 350 CID	1988	Scottsdale, Silverado; Code DM,GZ	22045
5.7L V8 350 CID	1975-1979		22045	5.7L V8 350 CID	1988	Scottsdale, Silverado; Spring Code-DA, Thermal	22049
5.7L V8 350 CID	1980-1981	Base, Step-Van	22045	6.2L V8 379 CID	1987	Custom Deluxe, Scottsdale, Silverado	22052
5.7L V8 350 CID	1982-1984	Base, Step-Van; non-thermal	21049	6.2L V8 379 CID	1988	Scottsdale, Silverado	22052
5.7L V8 350 CID	1982-1984	Base, Step-Van; Code DU	22045	R20			
5.7L V8 350 CID	1982-1984	Base, Step-Van; Code CM,FC, Thermal	22049	4.3L V6 262 CID	1987	Custom Deluxe, Scottsdale, Silverado; non-thermal	21049
5.7L V8 350 CID	1985	Base, Step-Van	22045	4.3L V6 262 CID	1987	Custom Deluxe, Scottsdale, Silverado; Code DM,GZ	22045
5.7L V8 350 CID	1986	Base	22045	4.3L V6 262 CID	1987	Custom Deluxe, Scottsdale, Silverado; Spring Code-DA, Thermal	22049
5.7L V8 350 CID	1987-1990	Base, Step-Van	22045	4.8L L6 292 CID	1987	Custom Deluxe, Scottsdale, Silverado	22045
5.7L V8 350 CID	1991-1993	Base; Code HD	22045	4.8L L6 292 CID	1988	Cheyenne, Custom Deluxe, Scottsdale, Silverado	22045
5.7L V8 350 CID	1991-1994	Base; Code DM,GZ	22045	5.0L V8 305 CID	1987	Custom Deluxe, Scottsdale, Silverado; non-thermal	21049
5.7L V8 350 CID	1995	Base	22045	5.0L V8 305 CID	1987	Custom Deluxe, Scottsdale, Silverado; Code CM,FC,HD,KC	22045
5.7L V8 350 CID	1996	Base; Code DM,GZ	22045	5.0L V8 305 CID	1987	Custom Deluxe, Scottsdale, Silverado; Code DB	22045
5.7L V8 350 CID	1997-1999	Base	22173	5.0L V8 305 CID	1987	Custom Deluxe, Scottsdale, Silverado; Code DM,GZ	22045
6.2L V8 379 CID	1982-1985	Base, Step-Van	22052	5.0L V8 305 CID	1987	Custom Deluxe, Scottsdale, Silverado; Spring Code-DA, Thermal	22049
6.2L V8 379 CID	1986	Base	22052	5.7L V8 350 CID	1987	Custom Deluxe, Scottsdale, Silverado; non-thermal	21049
6.2L V8 379 CID	1987-1990	Base, Step-Van	22052	5.7L V8 350 CID	1987	Custom Deluxe, Scottsdale, Silverado; Code CM,FC,HD,KC	22045
6.2L V8 379 CID	1991-1993	Base	22052	5.7L V8 350 CID	1987	Custom Deluxe, Scottsdale, Silverado; Code DB	22045
6.5L V8 395 CID	1994-1998	Base; Turbocharged	22605	5.7L V8 350 CID	1987	Custom Deluxe, Scottsdale, Silverado; Code DM,GZ	22045
6.5L V8 395 CID	1994-1999	Base; Naturally Aspirated	22154	5.7L V8 350 CID	1987	Custom Deluxe, Scottsdale, Silverado; Spring Code-DA, Thermal	22049
6.5L V8 395 CID	1999	Base; Turbocharged; engine mounting type: bolt-on	22613	5.7L V8 350 CID	1988	Cheyenne, Scottsdale, Silverado; non-thermal	21049
7.4L V8 454 CID	1975-1979		22045	5.7L V8 350 CID	1988	Cheyenne, Custom Deluxe, Scottsdale, Silverado; Code CM,FC,HD,KC	22045
7.4L V8 454 CID	1980-1985	Base, Step-Van	22045	5.7L V8 350 CID	1988	Cheyenne, Custom Deluxe, Scottsdale, Silverado; Code DB	22045
7.4L V8 454 CID	1986	Base	22045	5.7L V8 350 CID	1988	Cheyenne, Custom Deluxe, Scottsdale, Silverado; Code DK	22045
7.4L V8 454 CID	1987-1990	Base, Step-Van	22045	5.7L V8 350 CID	1988	Cheyenne, Custom Deluxe, Scottsdale, Silverado; Code DM,GZ	22045
7.4L V8 454 CID	1991-1993	Base; Code RL	22045	5.7L V8 350 CID	1988	Cheyenne, Custom Deluxe, Scottsdale, Silverado; Spring Code-DA, Thermal	22049
7.4L V8 454 CID	1991-1995	Base; Code GY	22045	6.2L V8 379 CID	1987	Custom Deluxe, Scottsdale, Silverado	22052
7.4L V8 454 CID	1994-1995	Base; Code HJ,RL	22045	6.2L V8 379 CID	1988	Cheyenne, Custom Deluxe, Scottsdale, Silverado	22052
7.4L V8 454 CID	1998-1999	Base	22145	7.4L V8 454 CID	1987	Custom Deluxe, Scottsdale, Silverado	22045
P30 VAN				7.4L V8 454 CID	1988	Cheyenne, Custom Deluxe, Scottsdale, Silverado; Code DK	22045
4.8L L6 292 CID	1974		22045	7.4L V8 454 CID	1988	Cheyenne, Custom Deluxe, Scottsdale, Silverado; Code DM,GZ	22045
4.8L L6 4786cc 292 CID	1974		22043	7.4L V8 454 CID	1988	Cheyenne, Custom Deluxe, Scottsdale, Silverado; Code FD	22045
5.0L V8 307 CID	1968-1969		22045	7.4L V8 454 CID	1988	Cheyenne, Custom Deluxe, Scottsdale, Silverado; Code GR,HG,HZ,JW	22145
5.0L V8 307 CID	1973		22045	R20 SUBURBAN			
5.7L V8 350 CID	1970-1974		22045	5.7L V8 350 CID	1987	Custom Deluxe, Scottsdale, Silverado; non-thermal	21049
5.7L V8 5737cc 350 CID	1974		22045	5.7L V8 350 CID	1987	Custom Deluxe, Scottsdale, Silverado; Code CM,FC,HD,KC	22045
7.4L V8 454 CID	1970-1971		22045				
7.4L V8 454 CID	1973-1974		22045				
7.4L V8 7441cc 454 CID	1970-1971		22045				
7.4L V8 7441cc 454 CID	1973-1974		22045				
R10							
4.3L V6 262 CID	1987	Custom Deluxe, Scottsdale, Silverado; non-thermal	21049				
4.3L V6 262 CID	1987	Custom Deluxe, Scottsdale, Silverado; Code DM,GZ	22045				
4.3L V6 262 CID	1987	Custom Deluxe, Scottsdale, Silverado; Spring Code-DA, Thermal	22049				
5.0L V8 305 CID	1987	Custom Deluxe, Scottsdale, Silverado; non-thermal	21049				
5.0L V8 305 CID	1987	Custom Deluxe, Scottsdale, Silverado; Code CM,FC,HD,KC	22045				
5.0L V8 305 CID	1987	Custom Deluxe, Scottsdale, Silverado; Code DB	22045				
5.0L V8 305 CID	1987	Custom Deluxe, Scottsdale, Silverado; Code DM,GZ	22045				
5.0L V8 305 CID	1987	Custom Deluxe, Scottsdale, Silverado; Spring Code-DA, Thermal	22049				
5.7L V8 350 CID	1987	Custom Deluxe, Scottsdale, Silverado; non-thermal	21049				
5.7L V8 350 CID	1987	Custom Deluxe, Scottsdale, Silverado; Code CM,FC,HD,KC	22045				
5.7L V8 350 CID	1987	Custom Deluxe, Scottsdale, Silverado; Code DB	22045				
5.7L V8 350 CID	1987	Custom Deluxe, Scottsdale, Silverado; Code DM,GZ	22045				
5.7L V8 350 CID	1987	Custom Deluxe, Scottsdale, Silverado; Spring Code-DA, Thermal	22049				
5.7L V8 350 CID	1987	Custom Deluxe, Scottsdale, Silverado; non-thermal	21049				
5.7L V8 350 CID	1987	Custom Deluxe, Scottsdale, Silverado; Code CM,FC,HD,KC	22045				
5.7L V8 350 CID	1987	Custom Deluxe, Scottsdale, Silverado; Code DB	22045				
5.7L V8 350 CID	1987	Custom Deluxe, Scottsdale, Silverado; Code DM,GZ	22045				
5.7L V8 350 CID	1987	Custom Deluxe, Scottsdale, Silverado; Spring Code-DA, Thermal	22049				
5.7L V8 350 CID	1987	Custom Deluxe, Scottsdale, Silverado; non-thermal	21049				
5.7L V8 350 CID	1987	Custom Deluxe, Scottsdale, Silverado; Code CM,FC,HD,KC	22045				
5.7L V8 350 CID	1987	Custom Deluxe, Scottsdale, Silverado; Code DB	22045				
5.7L V8 350 CID	1987	Custom Deluxe, Scottsdale, Silverado; Code DM,GZ	22045				
5.7L V8 350 CID	1987	Custom Deluxe, Scottsdale, Silverado; Spring Code-DA, Thermal	22049				
6.2L V8 379 CID	1987	Custom Deluxe, Scottsdale, Silverado	22052				

Engine	Years	Application Description	USMW	Engine	Years	Application Description	USMW
CHEVROLET (cont'd.)				CHEVROLET (cont'd.)			
R20 SUBURBAN (cont'd.)				R2500 (cont'd.)			
5.7L V8 350 CID	1987	Custom Deluxe, Scottsdale, Silverado; Code DB	22045	7.4L V8 454 CID	1989	Cheyenne, Scottsdale, Silverado; Code NC	22045
5.7L V8 350 CID	1987	Custom Deluxe, Scottsdale, Silverado; Code DK	22045	7.4L V8 454 CID	1989	Cheyenne, Scottsdale, Silverado; Code ND	22045
5.7L V8 350 CID	1987	Custom Deluxe, Scottsdale, Silverado; Code DM,GZ	22045	7.4L V8 454 CID	1989	Cheyenne, Scottsdale, Silverado; Code GD,HN	22145
5.7L V8 350 CID	1987	Custom Deluxe, Scottsdale, Silverado; Spring Code-DA, Thermal	22049	7.4L V8 454 CID	1989	Cheyenne, Scottsdale, Silverado; Code GR,HG,HZ,JW	22145
5.7L V8 350 CID	1988	Scottsdale, Silverado; non-thermal	21049	R2500 SUBURBAN			
5.7L V8 350 CID	1988	Scottsdale, Silverado; Code CM,FC,HD,KC	22045	5.7L V8 350 CID	1989	Scottsdale, Silverado; Code DM,GZ	22045
5.7L V8 350 CID	1988	Scottsdale, Silverado; Code DB	22045	5.7L V8 350 CID	1989	Scottsdale, Silverado; Code HK,HL	22140
5.7L V8 350 CID	1988	Scottsdale, Silverado; Code DK	22045	5.7L V8 350 CID	1989-1990	Scottsdale, Silverado; non-thermal	21049
5.7L V8 350 CID	1988	Scottsdale, Silverado; Code DM,GZ	22045	5.7L V8 350 CID	1989-1990	Scottsdale, Silverado; Code DB	22045
5.7L V8 350 CID	1988	Scottsdale, Silverado; Spring Code-DA, Thermal	22049	5.7L V8 350 CID	1989-1990	Scottsdale, Silverado; Code DK	22045
6.2L V8 379 CID	1987	Custom Deluxe, Scottsdale, Silverado	22052	5.7L V8 350 CID	1989-1990	Scottsdale, Silverado; Spring Code-DA, Thermal	22049
6.2L V8 379 CID	1988	Scottsdale, Silverado; Code ABC,DT	22052	5.7L V8 350 CID	1989-1991	Scottsdale, Silverado; Code DE,GB,HS	22145
6.2L V8 379 CID	1988	Scottsdale, Silverado; Code AW,HT	22052	5.7L V8 350 CID	1991	Scottsdale, Silverado; Code GG	22153
7.4L V8 454 CID	1987	Custom Deluxe, Scottsdale, Silverado	22045	5.7L V8 350 CID	1991	Scottsdale, Silverado; Code HK,HL	22140
7.4L V8 454 CID	1988	Scottsdale, Silverado; Code DK	22045	6.2L V8 379 CID	1989-1990	Scottsdale, Silverado	22052
7.4L V8 454 CID	1988	Scottsdale, Silverado; Code DM,GZ	22045	6.2L V8 379 CID	1991	Scottsdale, Silverado; Code ABC,DT	22052
7.4L V8 454 CID	1988	Scottsdale, Silverado; Code FD	22045	6.2L V8 379 CID	1991	Scottsdale, Silverado; Code AW,HT	22052
7.4L V8 454 CID	1988	Scottsdale, Silverado; Code GD,HN	22145	7.4L V8 454 CID	1989	Scottsdale, Silverado; Code DK	22045
7.4L V8 454 CID	1988	Scottsdale, Silverado; Code GR,HG,HZ,JW	22145	7.4L V8 454 CID	1989	Scottsdale, Silverado; Code DM,GZ	22045
R30				7.4L V8 454 CID	1989-1990	Scottsdale, Silverado; Code NB	22045
4.8L L6 292 CID	1987	Custom Deluxe, Scottsdale, Silverado	22045	7.4L V8 454 CID	1989-1990	Scottsdale, Silverado; Code NC	22045
4.8L L6 292 CID	1988	Cheyenne, Custom Deluxe, Scottsdale, Silverado	22045	7.4L V8 454 CID	1989-1991	Scottsdale, Silverado; Code ND	22045
5.7L V8 350 CID	1987	Custom Deluxe, Scottsdale, Silverado; non-thermal	21049	7.4L V8 454 CID	1989-1991	Scottsdale, Silverado; Code GD,HN	22145
5.7L V8 350 CID	1987	Custom Deluxe, Scottsdale, Silverado; Code DB	22045	7.4L V8 454 CID	1989-1991	Scottsdale, Silverado; Code GR,HG,HZ,JW	22145
5.7L V8 350 CID	1987	Custom Deluxe, Scottsdale, Silverado; Code DK	22045	R3500			
5.7L V8 350 CID	1987	Custom Deluxe, Scottsdale, Silverado; Code DM,GZ	22045	5.7L V8 350 CID	1989-1990	Cheyenne, Scottsdale, Silverado; non-thermal, Stamped #DA	21049
5.7L V8 350 CID	1987	Custom Deluxe, Scottsdale, Silverado; Spring Code-DA, Thermal	22049	5.7L V8 350 CID	1989-1990	Cheyenne, Scottsdale, Silverado; Code DB	22045
5.7L V8 350 CID	1988	Cheyenne, Scottsdale, Silverado; non-thermal	21049	5.7L V8 350 CID	1989-1990	Cheyenne, Scottsdale, Silverado; Code DK	22045
5.7L V8 350 CID	1988	Cheyenne, Custom Deluxe, Scottsdale, Silverado; Code DB	22045	5.7L V8 350 CID	1989-1990	Cheyenne, Scottsdale, Silverado; Code DM,GZ	22045
5.7L V8 350 CID	1988	Cheyenne, Custom Deluxe, Scottsdale, Silverado; Code DK	22045	5.7L V8 350 CID	1989-1990	Cheyenne, Scottsdale, Silverado; Spring Code-DA, Thermal	22049
5.7L V8 350 CID	1988	Cheyenne, Custom Deluxe, Scottsdale, Silverado; Code DM,GZ	22045	5.7L V8 350 CID	1991	Cheyenne, Silverado; non-thermal, Stamped #DA	21049
5.7L V8 350 CID	1988	Cheyenne, Custom Deluxe, Scottsdale, Silverado; Spring Code-DA, Thermal	22049	5.7L V8 350 CID	1991	Cheyenne, Silverado; Code DB	22045
6.2L V8 379 CID	1987	Custom Deluxe, Scottsdale, Silverado	22052	5.7L V8 350 CID	1991	Cheyenne, Silverado; Code DK	22045
6.2L V8 379 CID	1988	Cheyenne, Custom Deluxe, Scottsdale, Silverado	22052	5.7L V8 350 CID	1991	Cheyenne, Silverado; Code DM,GZ	22045
7.4L V8 454 CID	1987	Custom Deluxe, Scottsdale, Silverado	22045	5.7L V8 350 CID	1991	Cheyenne, Silverado; Spring Code-DA, Thermal	22049
7.4L V8 454 CID	1988	Cheyenne, Custom Deluxe, Scottsdale, Silverado; Code DK	22045	6.2L V8 379 CID	1989-1990	Cheyenne, Scottsdale, Silverado	22052
7.4L V8 454 CID	1988	Cheyenne, Custom Deluxe, Scottsdale, Silverado; Code DM,GZ	22045	6.2L V8 379 CID	1991	Cheyenne	22052
7.4L V8 454 CID	1988	Cheyenne, Custom Deluxe, Scottsdale, Silverado; Code FD	22045	7.4L V8 454 CID	1989	Cheyenne, Scottsdale, Silverado	22045
7.4L V8 454 CID	1988	Cheyenne, Custom Deluxe, Scottsdale, Silverado; Code GD,HN	22145	7.4L V8 454 CID	1990	Cheyenne, Scottsdale, Silverado; Code NB	22045
R1500 SUBURBAN				7.4L V8 454 CID	1990	Cheyenne, Scottsdale, Silverado; Code NC	22045
5.7L V8 350 CID	1989	Scottsdale, Silverado; Code DB	22045	7.4L V8 454 CID	1990	Cheyenne, Scottsdale, Silverado; Code ND	22045
5.7L V8 350 CID	1989	Scottsdale, Silverado; Code DK	22045	7.4L V8 454 CID	1990	Cheyenne, Scottsdale, Silverado; Code GD,HN	22145
5.7L V8 350 CID	1989	Scottsdale, Silverado; Code DM,GZ	22045	7.4L V8 454 CID	1991	Cheyenne, Silverado; Code NB	22045
5.7L V8 350 CID	1989-1991	Scottsdale, Silverado; Code HK,HL	22140	7.4L V8 454 CID	1991	Cheyenne, Silverado; Code NC	22045
5.7L V8 350 CID	1989-1991	Scottsdale, Silverado; Code DE,GB,HS	22145	7.4L V8 454 CID	1991	Cheyenne, Silverado; Code ND	22045
5.7L V8 350 CID	1989-1991	Scottsdale, Silverado; Code GG	22153	7.4L V8 454 CID	1991	Cheyenne, Silverado; Code GD,HN	22145
6.2L V8 379 CID	1989	Scottsdale, Silverado; Code ABC,DT	22052	S10			
6.2L V8 379 CID	1989	Scottsdale, Silverado; Code AW,HT	22052	1.9L L4 119 CID	1982-1983	Base, Durango, Sport, Tahoe	22048
6.2L V8 379 CID	1990	Scottsdale, Silverado	22052	1.9L L4 119 CID	1984	Base, Durango, Sport, Tahoe; Code KB	22013
6.2L V8 379 CID	1991	Scottsdale, Silverado; Code ABC,DT	22052	1.9L L4 119 CID	1984	Base, Durango, Sport, Tahoe; Code CCR	22048
6.2L V8 379 CID	1991	Scottsdale, Silverado; Code AW,HT	22052	1.9L L4 119 CID	1985	Base, Durango, Sport, Tahoe	22013
R2500				2.0L L4 122 CID	1983	Base, Durango, Sport, Tahoe	22048
5.7L V8 350 CID	1989	Silverado; non-thermal	21049	2.0L L4 122 CID	1984	Base, Durango, Sport, Tahoe; Code KB	22013
5.7L V8 350 CID	1989	Silverado; Code DB	22045	2.0L L4 122 CID	1984	Base, Durango, Sport, Tahoe; Code CCR	22048
5.7L V8 350 CID	1989	Silverado; Code DK	22045	2.0L L4 122 CID	1984	Base, Durango, Sport, Tahoe; Code CCR	22048
5.7L V8 350 CID	1989	Silverado; Code DM,GZ	22045	2.2L L4 134 CID	1983-1985	Base, Durango, Sport, Tahoe	22013
5.7L V8 350 CID	1989	Silverado; Spring Code-DA, Thermal	22049	2.2L L4 2190cc 134 CID	1994-1996	Base, LS; Exc.Air Cond	22153
5.7L V8 350 CID	1989	Silverado; Code HK,HL	22140	2.2L L4 2190cc 134 CID	1994-1996	Base, LS; For A/C Belt	22153
5.7L V8 350 CID	1989	Silverado; Code DE,GB,HS	22145	2.2L L4 2190cc 134 CID	1997-1998	Base, LS	22136
5.7L V8 350 CID	1989	Silverado; Code GG	22153	2.2L L4 2190cc 134 CID	1999-2002	Base, LS, Xtreme	22136
6.2L V8 379 CID	1989	Cheyenne, Scottsdale, Silverado	22052	2.2L L4 2190cc 134 CID	2003	Base, LS, Xtreme; Exc.Air Cond	22136
6.2L V8 379 CID	1989	Cheyenne, Scottsdale, Silverado; Code DK	22045	2.2L L4 2190cc 134 CID	2003	Base, LS, Xtreme; For A/C Belt	22136
7.4L V8 454 CID	1989	Cheyenne, Scottsdale, Silverado; Code AW,HT	22045	2.5L L4 2474cc 151 CID	1985	Base, Durango, Sport, Tahoe; Code CCR	22048
7.4L V8 454 CID	1989	Cheyenne, Scottsdale, Silverado; Code DM,GZ	22045	2.5L L4 2474cc 151 CID	1985	Base, Durango, Sport, Tahoe; Code CCR	22048
7.4L V8 454 CID	1989	Cheyenne, Scottsdale, Silverado; Code NB	22045	2.5L L4 2474cc 151 CID	1985	Base, Durango, Sport, Tahoe; Code HU	22056
7.4L V8 454 CID	1989	Cheyenne, Scottsdale, Silverado; Code DM,GZ	22045	2.5L L4 2474cc 151 CID	1986	Base, Durango, Sport, Tahoe	22026
7.4L V8 454 CID	1989	Cheyenne, Scottsdale, Silverado; Code NB	22045	2.5L L4 2474cc 151 CID	1987-1988	Base, Durango, Sport, Tahoe	22147

Engine	Years	Application Description	USMWW	Engine	Years	Application Description	USMWW
CHEVROLET (cont'd.)				CHEVROLET (cont'd.)			
S10 (cont'd.)				S10 BLAZER (cont'd.)			
2.5L L4 2474cc 151 CID	1989	Base, Durango, Sport, Tahoe; Code SC	22147	4.3L V6 262 CID	1992	Base, Sport, Tahoe, Tahoe LT; Exc.Air Cond	22153
2.5L L4 2474cc 151 CID	1989	Base, Durango, Sport, Tahoe; Code RM	22179	4.3L V6 262 CID	1993	Base, Tahoe, Tahoe LT; For A/C Belt	22145
2.5L L4 2474cc 151 CID	1990	Base, Durango, Tahoe; Code SC	22147	4.3L V6 262 CID	1993	Base, Tahoe, Tahoe LT; Exc.Air Cond	22153
2.5L L4 2474cc 151 CID	1990	Base, Durango, Tahoe; Code RM	22179	4.3L V6 262 CID	1994	Base, LT, Tahoe, Tahoe LT; For A/C Belt	22145
2.5L L4 2474cc 151 CID	1991	Base, Tahoe; Code SC	22147	4.3L V6 262 CID	1994	Base, LT, Tahoe, Tahoe LT; Exc.Air Cond	22153
2.5L L4 2474cc 151 CID	1991	Base, Tahoe; Code RM	22179	SILVERADO 1500			
2.5L L4 2474cc 151 CID	1992	Base, EL, Tahoe	22147	4.3L V6 262 CID	1999-2001	Base, LS, LT; Exc.Air Cond	22157
2.5L L4 2474cc 151 CID	1993	Base, EL	22147	4.3L V6 262 CID	1999-2001	Base, LS, LT; For A/C Belt	22158
2.8L V6 173 CID	1982-1983	Base, Durango, Sport, Tahoe	22048	4.3L V6 262 CID	2002-2003	Base, LS, LT, WT; Exc.Air Cond	22157
2.8L V6 173 CID	1984	Base, Durango, Sport, Tahoe	22026	4.3L V6 262 CID	2002-2003	Base, LS, LT, WT; For A/C Belt	22158
2.8L V6 173 CID	1985	Base, Durango, Sport, Tahoe; Exc.Air Cond	22026	4.3L V6 262 CID	2004	Base, LS, LT, WT, Z71; Exc.Air Cond	22157
2.8L V6 173 CID	1985	Base, Durango, Sport, Tahoe; For A/C Belt	22048	4.3L V6 262 CID	2004	Base, LS, LT, WT, Z71; For A/C Belt	22158
2.8L V6 173 CID	1986	Base, Durango, Sport, Tahoe	22026	4.8L V8 294 CID	1999-2001	Base, LS, LT; Exc.Air Cond	22157
2.8L V6 173 CID	1987-1989	Base, Durango, Sport, Tahoe; For A/C Belt	22142	4.8L V8 294 CID	1999-2001	Base, LS, LT; For A/C Belt	22158
2.8L V6 173 CID	1987-1989	Base, Durango, Sport, Tahoe; Exc.Air Cond	22179	4.8L V8 294 CID	2002-2003	Base, LS, LT, WT; Exc.Air Cond	22157
2.8L V6 173 CID	1990	Base, Durango, Tahoe; For A/C Belt	22142	4.8L V8 294 CID	2002-2003	Base, LS, LT, WT; For A/C Belt	22158
2.8L V6 173 CID	1990	Base, Durango, Tahoe; Exc.Air Cond	22179	4.8L V8 294 CID	2004	Base, LS, LT, WT, Z71; Exc.Air Cond	22157
2.8L V6 173 CID	1991	Baja, Base, Tahoe; For A/C Belt	22142	4.8L V8 294 CID	2004	Base, LS, LT, WT, Z71; For A/C Belt	22158
2.8L V6 173 CID	1991	Baja, Base, Tahoe; Exc.Air Cond	22179	4.8L V8 294 CID	2005	Base, LS, LT	22158
2.8L V6 173 CID	1992	Base, EL, Tahoe	22142	4.8L V8 294 CID	2006	LS, LT, WT	22158
2.8L V6 173 CID	1993	Base, EL	22142	5.3L V8 5328cc 325 CID	1999-2001	Base, LS, LT; Exc.Air Cond	22157
4.3L V6 262 CID	1988-1989	Base, Durango, Sport, Tahoe; For A/C Belt	22145	5.3L V8 5328cc 325 CID	1999-2001	Base, LS, LT; For A/C Belt	22158
4.3L V6 262 CID	1988-1989	Base, Durango, Sport, Tahoe; Exc.Air Cond	22153	5.3L V8 5328cc 325 CID	2002-2003	Base, LS, LT, WT; Exc.Air Cond	22157
4.3L V6 262 CID	1990	Base, Durango, Tahoe; For A/C Belt	22145	5.3L V8 5328cc 325 CID	2002-2003	Base, LS, LT, WT; For A/C Belt	22158
4.3L V6 262 CID	1990	Base, Durango, Tahoe; Exc.Air Cond	22153	5.3L V8 5328cc 325 CID	2004	Base, Hybrid, LS, LT, WT, Z71; Exc.Air Cond	22157
4.3L V6 262 CID	1991	Baja, Base, Tahoe; For A/C Belt	22145	5.3L V8 5328cc 325 CID	2004	Base, Hybrid, LS, LT, WT, Z71; For A/C Belt	22158
4.3L V6 262 CID	1991	Baja, Base, Tahoe; Exc.Air Cond	22153	5.3L V8 5328cc 325 CID	2005	Base, Hybrid, LS, LT	22158
4.3L V6 262 CID	1992	Base, EL, Tahoe; For A/C Belt	22145	5.3L V8 5328cc 325 CID	2006	Hybrid, LS, LT, WT	22158
4.3L V6 262 CID	1992	Base, EL, Tahoe; Exc.Air Cond	22153	6.0L V8 5967cc 364 CID	2003	SS	22158
4.3L V6 262 CID	1993	Base, EL; For A/C Belt	22145	6.0L V8 5967cc 364 CID	2004	LS, LT, SS	22158
4.3L V6 262 CID	1993	Base, EL; Exc.Air Cond	22153	6.0L V8 5967cc 364 CID	2005	LS, LT; Exc.Air Cond	22157
4.3L V6 262 CID	1994	Base, LS, SS, ZR2; For A/C Belt	22145	6.0L V8 5967cc 364 CID	2005	LS, LT; For A/C Belt	22158
4.3L V6 262 CID	1994-1995	Base, LS, SS, ZR2; Exc.A/C	22153	6.0L V8 5967cc 364 CID	2005	SS	22158
4.3L V6 262 CID	1995	Base, LS, SS, ZR2; A/C	22145	6.0L V8 5967cc 364 CID	2006	LT, SS	22158
4.3L V6 262 CID	1996-1998	Base, LS, SS, ZR2; For A/C Belt	22158	SILVERADO 1500 CLASSIC			
4.3L V6 262 CID	1996-1998	Base, LS, SS, ZR2; Exc.Air Cond	22162	4.8L V8 294 CID	2007	LS, LT, WT	22158
4.3L V6 262 CID	1999-2001	Base, LS, Xtreme, ZR2; For A/C Belt	22158	5.3L V8 5328cc 325 CID	2007	Hybrid, LS, LT, WT	22158
4.3L V6 262 CID	1999-2001	Base, LS, Xtreme, ZR2; Exc.Air Cond	22162	6.0L V8 5967cc 364 CID	2007	LT, SS	22158
4.3L V6 262 CID	2002-2003	Base, LS, Xtreme, ZR2, ZR5; For A/C Belt	22158	SILVERADO 1500 HD			
4.3L V6 262 CID	2002-2003	Base, LS, Xtreme, ZR2, ZR5; Exc.Air Cond	22162	6.0L V8 5967cc 364 CID	2001-2003	LS, LT; Exc.Air Cond	22157
4.3L V6 262 CID	2004	LS, ZR5	22158	6.0L V8 5967cc 364 CID	2001-2003	LS, LT; For A/C Belt	22158
S10 BLAZER				SILVERADO 1500 HD CLASSIC			
1.9L L4 119 CID	1983	Base, Sport, Tahoe	22048	6.0L V8 5967cc 364 CID	2007	LT	22158
1.9L L4 119 CID	1984	Base, Sport, Tahoe; Code KB	22013	SILVERADO 2500			
1.9L L4 119 CID	1984	Base, Sport, Tahoe; Code CCR	22048	5.3L V8 5328cc 325 CID	1999-2000	Base, LS, LT; Exc.Air Cond	22157
2.0L L4 122 CID	1983	Base, Sport, Tahoe	22048	5.3L V8 5328cc 325 CID	1999-2000	Base, LS, LT; For A/C Belt	22158
2.0L L4 122 CID	1984	Base, Sport, Tahoe; Code KB	22013	6.0L V8 5967cc 364 CID	1999-2003	Base, LS, LT; Exc.Air Cond	22157
2.0L L4 122 CID	1984	Base, Sport, Tahoe; Code CCR	22048	6.0L V8 5967cc 364 CID	1999-2003	Base, LS, LT; For A/C Belt	22158
2.2L L4 134 CID	1984	Base, Sport, Tahoe	22013	6.0L V8 5967cc 364 CID	2004	Base, LS, LT, WT; Exc.Air Cond	22157
2.5L L4 2474cc 151 CID	1985	Base, Sport, Tahoe; Code CCR	22048	6.0L V8 5967cc 364 CID	2004	Base, LS, LT, WT; For A/C Belt	22158
2.5L L4 2474cc 151 CID	1985	Base, Sport, Tahoe; Code HU	22056	SILVERADO 2500 HD			
2.5L L4 2474cc 151 CID	1986	Base, Sport, Tahoe	22026	6.0L V8 5967cc 364 CID	2001-2003	Base, LS, LT; Exc.Air Cond	22157
2.5L L4 2474cc 151 CID	1987-1988	Base, High Country, Sport, Tahoe	22147	6.0L V8 5967cc 364 CID	2001-2003	Base, LS, LT; For A/C Belt	22158
2.8L V6 173 CID	1983	Base, Sport, Tahoe	22048	6.0L V8 5967cc 364 CID	2004-2005	Base, LS, LT, WT; Exc.Air Cond	22157
2.8L V6 173 CID	1984	Base, Sport, Tahoe	22026	6.0L V8 5967cc 364 CID	2004-2005	Base, LS, LT, WT; For A/C Belt	22158
2.8L V6 173 CID	1985	Base, Sport, Tahoe; Exc.Air Cond	22026	6.0L V8 5967cc 364 CID	2006	LS, LT, WT; Exc.Air Cond	22157
2.8L V6 173 CID	1985	Base, Sport, Tahoe; For A/C Belt	22048	6.0L V8 5967cc 364 CID	2006	LS, LT, WT; For A/C Belt	22158
2.8L V6 173 CID	1986	Base, Sport, Tahoe	22026	6.0L V8 5967cc 364 CID	2007-2010	LT, LTZ, WT	22158
2.8L V6 173 CID	1987-1988	Base, High Country, Sport, Tahoe; For A/C Belt	22142	6.0L V8 5967cc 364 CID	2011-2014	LT, LTZ, WT	22123
2.8L V6 173 CID	1987-1988	Base, High Country, Sport, Tahoe; Exc.Air Cond	22179	6.0L V8 5967cc 364 CID	2015-2017	High Country, LT, LTZ, WT	22123
2.8L V6 173 CID	1989	Base, High Country, Sport; For A/C Belt	22142	6.6L V8 6599cc 403 CID	2001-2003	Base, LS, LT	22617
2.8L V6 173 CID	1989	Base, High Country, Sport; Exc.Air Cond	22179	6.6L V8 6599cc 403 CID	2004	Base, LS, LT, WT	22617
4.3L V6 262 CID	1988	Base, High Country, Sport, Tahoe; For A/C Belt	22145	6.6L V8 6599cc 403 CID	2005	Base, LS, LT	22617
4.3L V6 262 CID	1988	Base, High Country, Sport, Tahoe; Exc.Air Cond	22153	6.6L V8 6599cc 403 CID	2006	LS, LT, WT	22625
4.3L V6 262 CID	1989	Base, High Country, Sport; For A/C Belt	22145	6.6L V8 6599cc 403 CID	2007-2010	LT, LTZ, WT	22625
4.3L V6 262 CID	1989	Base, High Country, Sport; Exc.Air Cond	22153	6.6L V8 6599cc 403 CID	2011-2014	LT, LTZ, WT	22342
4.3L V6 262 CID	1990	Base, Sport, Tahoe; For A/C Belt	22145	6.6L V8 6599cc 403 CID	2015-2016	High Country, LT, LTZ, WT	22342
4.3L V6 262 CID	1990	Base, Sport, Tahoe; Exc.Air Cond	22153	8.1L V8 496 CID	2001-2003	Base, LS, LT	22158
4.3L V6 262 CID	1991	Base, Tahoe, Tahoe LT; For A/C Belt	22145	8.1L V8 496 CID	2004-2005	Base, LS, LT, WT	22158
4.3L V6 262 CID	1991	Base, Tahoe, Tahoe LT; Exc.Air Cond	22153	8.1L V8 496 CID	2006	LS, LT, WT	22158
4.3L V6 262 CID	1992	Base, Sport, Tahoe, Tahoe LT; For A/C Belt	22145	SILVERADO 2500 HD CLASSIC			
				6.0L V8 5967cc 364 CID	2007	LS, LT, WT	22158
				6.6L V8 6599cc 403 CID	2007	LS, LT, WT	22625
				8.1L V8 496 CID	2007	LS, LT, WT	22158



FAN CLUTCH APPLICATION GUIDE



Engine	Years	Application Description	USMW	Engine	Years	Application Description	USMW
CHEVROLET (cont'd.)				CHEVROLET (cont'd.)			
SILVERADO 3500				TRACKER			
6.0L V8 5967cc 364 CID	2001-2003	Base, LS, LT; Exc.Air Cond	22157	1.6L L4 1588cc 98 CID	1998-2000	Base, LSi	22068
6.0L V8 5967cc 364 CID	2001-2003	Base, LS, LT; For A/C Belt	22158	2.0L L4 122 CID	1999-2000	Base, LSi	22033
6.0L V8 5967cc 364 CID	2004	Base, LS, LT, WT; Exc.Air Cond	22157	2.0L L4 122 CID	2001-2003	Base, LT, ZR2	22033
6.0L V8 5967cc 364 CID	2004	Base, LS, LT, WT; For A/C Belt	22158	2.5L V6 2500cc	2001-2003	LT, ZR2	22033
6.0L V8 5967cc 364 CID	2005	Base, LS, LT; Exc.Air Cond	22157	2.5L V6 2500cc	2004	Base, LT, ZR2	22033
6.0L V8 5967cc 364 CID	2005	Base, LS, LT; For A/C Belt	22158	TRAILBLAZER			
6.0L V8 5967cc 364 CID	2006	LS, LT, WT; Exc.Air Cond	22157	4.2L L6 256 CID	2002-2003	LS, LT, LTZ, North Face	22310
6.0L V8 5967cc 364 CID	2006	LS, LT, WT; For A/C Belt	22158	4.2L L6 256 CID	2004	LS, LT, North Face	22310
6.6L V8 6599cc 403 CID	2001-2003	Base, LS, LT	22617	4.2L L6 256 CID	2005-2007	LS, LT	22310
6.6L V8 6599cc 403 CID	2004	Base, LS, LT, WT	22617	4.2L L6 256 CID	2008	Base, LT	22627
6.6L V8 6599cc 403 CID	2005	Base, LS, LT	22617	4.2L L6 256 CID	2009	LT	22627
6.6L V8 6599cc 403 CID	2006	LS, LT, WT	22625	5.3L V8 5328cc 325 CID	2006	LS, LT	22310
8.1L V8 496 CID	2001-2003	Base, LS, LT	22158	5.3L V8 5328cc 325 CID	2007	LS, LT	22627
8.1L V8 496 CID	2004	Base, LS, LT, WT	22158	5.3L V8 5328cc 325 CID	2008	Base, LT	22627
8.1L V8 496 CID	2005	Base, LS, LT	22158	6.0L V8 5967cc 364 CID	2006-2009	SS	22310
8.1L V8 496 CID	2006	LS, LT, WT	22158	TRAILBLAZER EXT			
SILVERADO 3500 CLASSIC				4.2L L6 256 CID	2002	LT, North Face	22310
6.0L V8 5967cc 364 CID	2007	LS, LT, WT	22158	4.2L L6 256 CID	2003-2004	LS, LT, North Face	22310
6.6L V8 6599cc 403 CID	2007	LS, LT, WT	22625	4.2L L6 256 CID	2005-2006	LS, LT	22310
8.1L V8 496 CID	2007	LS, LT, WT	22158	5.3L V8 5328cc 325 CID	2003-2004	LS, LT, North Face	22310
SILVERADO 3500 HD				5.3L V8 5328cc 325 CID	2005-2006	LS, LT	22310
6.0L V8 5967cc 364 CID	2007-2010	LT, LTZ, WT	22158	V10			
6.0L V8 5967cc 364 CID	2011-2014	LT, LTZ, WT	22123	4.3L V6 262 CID	1987	Custom Deluxe, Scottsdale, Silverado; non-thermal	21049
6.0L V8 5967cc 364 CID	2015-2017	High Country, LT, LTZ, WT	22123	4.3L V6 262 CID	1987	Custom Deluxe, Scottsdale, Silverado; Code DM,GZ	22045
6.6L V8 6599cc 403 CID	2007-2010	LT, LTZ, WT	22625	4.3L V6 262 CID	1987	Custom Deluxe, Scottsdale, Silverado; Spring Code-DA, Thermal	22049
6.6L V8 6599cc 403 CID	2011-2014	LT, LTZ, WT	22342	5.0L V8 305 CID	1987	Custom Deluxe, Scottsdale, Silverado; non-thermal	21049
6.6L V8 6599cc 403 CID	2015-2016	High Country, LT, LTZ, WT	22342	5.0L V8 305 CID	1987	Custom Deluxe, Scottsdale, Silverado; Code CM,FC,HD,KC	22045
SSR				5.0L V8 305 CID	1987	Custom Deluxe, Scottsdale, Silverado; Code DB	22045
5.3L V8 5328cc 325 CID	2003-2004	Base	22310	5.0L V8 305 CID	1987	Custom Deluxe, Scottsdale, Silverado; Code DM,GZ	22045
6.0L V8 5967cc 364 CID	2005-2006	Base	22310	5.0L V8 305 CID	1987	Custom Deluxe, Scottsdale, Silverado; Spring Code-DA, Thermal	22049
SUBURBAN 1500				5.0L V8 305 CID	1987	Custom Deluxe, Scottsdale, Silverado; non-thermal	21049
5.3L V8 5328cc 325 CID	2000-2001	Base, LS, LT; Exc.Air Cond	22157	5.0L V8 305 CID	1987	Custom Deluxe, Scottsdale, Silverado; Code DM,GZ	22045
5.3L V8 5328cc 325 CID	2000-2001	Base, LS, LT; For A/C Belt	22158	5.0L V8 305 CID	1987	Custom Deluxe, Scottsdale, Silverado; Spring Code-DA, Thermal	22049
5.3L V8 5328cc 325 CID	2002-2003	LS, LT; Exc.Air Cond	22157	5.0L V8 305 CID	1987	Custom Deluxe, Scottsdale, Silverado; non-thermal	21049
5.3L V8 5328cc 325 CID	2002-2003	LS, LT; For A/C Belt	22158	5.7L V8 350 CID	1987	Custom Deluxe, Scottsdale, Silverado; Code CM,FC,HD,KC	22045
5.3L V8 5328cc 325 CID	2004	LS, LT, Z71; Exc.Air Cond	22157	5.7L V8 350 CID	1987	Custom Deluxe, Scottsdale, Silverado; Code CM,FC,HD,KC	22045
5.3L V8 5328cc 325 CID	2004	LS, LT, Z71; For A/C Belt	22158	5.7L V8 350 CID	1987	Custom Deluxe, Scottsdale, Silverado; Code DB	22045
5.3L V8 5328cc 325 CID	2005	LS, LT, Z71	22158	5.7L V8 350 CID	1987	Custom Deluxe, Scottsdale, Silverado; Code DM,GZ	22045
5.3L V8 5328cc 325 CID	2006	Base, LS, LT, Z71	22158	5.7L V8 350 CID	1987	Custom Deluxe, Scottsdale, Silverado; Spring Code-DA, Thermal	22049
6.0L V8 5967cc 364 CID	2006	LTZ; Exc.Air Cond	22157	6.2L V8 379 CID	1987	Custom Deluxe, Scottsdale, Silverado	22052
6.0L V8 5967cc 364 CID	2006	LTZ; For A/C Belt	22158	V10 SUBURBAN			
SUBURBAN 2500				5.7L V8 350 CID	1987	Custom Deluxe, Scottsdale, Silverado; non-thermal	21049
6.0L V8 5967cc 364 CID	2000-2001	Base, LS, LT; Exc.Air Cond	22157	5.7L V8 350 CID	1987	Custom Deluxe, Scottsdale, Silverado; Code CM,FC,HD,KC	22045
6.0L V8 5967cc 364 CID	2000-2001	Base, LS, LT; For A/C Belt	22158	5.7L V8 350 CID	1987	Custom Deluxe, Scottsdale, Silverado; Code DB	22045
6.0L V8 5967cc 364 CID	2002-2006	LS, LT; Exc.Air Cond	22157	5.7L V8 350 CID	1987	Custom Deluxe, Scottsdale, Silverado; Code DM,GZ	22045
6.0L V8 5967cc 364 CID	2002-2006	LS, LT; For A/C Belt	22158	5.7L V8 350 CID	1987	Custom Deluxe, Scottsdale, Silverado; Spring Code-DA, Thermal	22049
6.0L V8 5967cc 364 CID	2007	LS, LT, LTZ	22158	5.7L V8 350 CID	1988	Scottsdale, Silverado; non-thermal	21049
6.0L V8 5967cc 364 CID	2008-2013	LS, LT	22158	5.7L V8 350 CID	1988	Scottsdale, Silverado; Code CM,FC,HD,KC	22045
8.1L V8 496 CID	2001	Base, LS, LT	22158	5.7L V8 350 CID	1988	Scottsdale, Silverado; Code DB	22045
8.1L V8 496 CID	2002-2006	LS, LT	22158	5.7L V8 350 CID	1988	Scottsdale, Silverado; Code DK	22045
TAHOE				5.7L V8 350 CID	1988	Scottsdale, Silverado; Code DM,GZ	22045
4.8L V8 294 CID	2000-2001	Base, LS, LT; Exc.Air Cond	22157	5.7L V8 350 CID	1988	Scottsdale, Silverado; Spring Code-DA, Thermal	22049
4.8L V8 294 CID	2000-2001	Base, LS, LT; For A/C Belt	22158	5.7L V8 350 CID	1988	Scottsdale, Silverado; non-thermal	21049
4.8L V8 294 CID	2002	LS, LT; Exc.Air Cond	22157	5.7L V8 350 CID	1988	Scottsdale, Silverado; Code CM,FC,HD,KC	22045
4.8L V8 294 CID	2002	LS, LT; For A/C Belt	22158	5.7L V8 350 CID	1988	Scottsdale, Silverado; Code DM,GZ	22045
4.8L V8 294 CID	2003-2004	LS, LT, Z71; Exc.Air Cond	22157	5.7L V8 350 CID	1988	Scottsdale, Silverado; Spring Code-DA, Thermal	22049
4.8L V8 294 CID	2003-2004	LS, LT, Z71; For A/C Belt	22158	6.2L V8 379 CID	1987	Custom Deluxe, Scottsdale, Silverado	22052
4.8L V8 294 CID	2005	LS	22158	6.2L V8 379 CID	1988	Scottsdale, Silverado	22052
4.8L V8 294 CID	2006	Base, LS	22158	V20			
5.3L V8 5328cc 325 CID	2000-2001	Base, LS, LT; Exc.Air Cond	22157	4.8L L6 292 CID	1987	Custom Deluxe, Scottsdale, Silverado	22045
5.3L V8 5328cc 325 CID	2000-2001	Base, LS, LT; For A/C Belt	22158	5.7L V8 350 CID	1987	Custom Deluxe, Scottsdale, Silverado; non-thermal, Stamped #DA	21049
5.3L V8 5328cc 325 CID	2002	LS, LT; Exc.Air Cond	22157	5.7L V8 350 CID	1987	Custom Deluxe, Scottsdale, Silverado; Code CM,FC,HD,KC	22045
5.3L V8 5328cc 325 CID	2002	LS, LT; For A/C Belt	22158	5.7L V8 350 CID	1987	Custom Deluxe, Scottsdale, Silverado; Code DB	22045
5.3L V8 5328cc 325 CID	2003-2004	LS, LT, Z71; Exc.Air Cond	22157	5.7L V8 350 CID	1987	Custom Deluxe, Scottsdale, Silverado; Code DK	22045
5.3L V8 5328cc 325 CID	2003-2004	LS, LT, Z71; For A/C Belt	22158	5.7L V8 350 CID	1987	Custom Deluxe, Scottsdale, Silverado; Code DM,GZ	22045
5.3L V8 5328cc 325 CID	2005	LS, LT, Z71	22158	5.7L V8 350 CID	1987	Custom Deluxe, Scottsdale, Silverado; Spring Code-DA, Thermal	22049
5.3L V8 5328cc 325 CID	2006	Base, LS, LT, Z71	22158	5.7L V8 350 CID	1987	Custom Deluxe, Scottsdale, Silverado	22052
5.7L V8 350 CID	1995	Base, LS, LT; Code AR,AX,BD,GP,HK,JM	22140	V20 SUBURBAN			
5.7L V8 350 CID	1995	Base, LS, LT; Code GK	22142	5.7L V8 350 CID	1987	Custom Deluxe, Scottsdale, Silverado; non-thermal, Stamped #DA	21049
5.7L V8 350 CID	1995	Base, LS, LT; Code BT,GM,HL	22149	5.7L V8 350 CID	1987	Custom Deluxe, Scottsdale, Silverado; Code CM,FC,HD,KC	22045
5.7L V8 350 CID	1995	Base, LS, LT; Code DD,GG,GN	22153	5.7L V8 350 CID	1987	Custom Deluxe, Scottsdale, Silverado; Code DB	22045
5.7L V8 350 CID	1996	Base, LS, LT; For A/C Belt	22158	5.7L V8 350 CID	1987	Custom Deluxe, Scottsdale, Silverado; Code DK	22045
5.7L V8 350 CID	1996	Base, LS, LT; Exc.Air Cond	22162	5.7L V8 350 CID	1987	Custom Deluxe, Scottsdale, Silverado; Code DM,GZ	22045
5.7L V8 350 CID	1997	LS, LT; For A/C Belt	22158	5.7L V8 350 CID	1987	Custom Deluxe, Scottsdale, Silverado; Spring Code-DA, Thermal	22049
5.7L V8 350 CID	1997	LS, LT; Exc.Air Cond	22162	6.2L V8 379 CID	1987	Custom Deluxe, Scottsdale, Silverado	22052
5.7L V8 350 CID	1998-1999	Base, LS, LT; For A/C Belt	22158	V20 SUBURBAN			
5.7L V8 350 CID	1998-1999	Base, LS, LT; Exc.Air Cond	22162	5.7L V8 350 CID	1987	Custom Deluxe, Scottsdale, Silverado; non-thermal, Stamped #DA	21049
5.7L V8 350 CID	2000	Limited, Z71; For A/C Belt	22158				
5.7L V8 350 CID	2000	Limited, Z71; Exc.Air Cond	22162				
6.5L V8 395 CID	1995-1996	Base, LS, LT	22605				
6.5L V8 395 CID	1997-1998	Base, LS, LT	22613				
6.5L V8 395 CID	1999	Base	22613				

FAN CLUTCHES

Engine	Years	Application Description	USMW	Engine	Years	Application Description	USMW
CHEVROLET (cont'd.)				CHEVROLET (cont'd.)			
V20 SUBURBAN (cont'd.)				V2500 SUBURBAN (cont'd.)			
5.7L V8 350 CID	1987	Custom Deluxe, Scottsdale, Silverado; Code CM,FC,HD,KC	22045	5.7L V8 350 CID	1989-1991	Scottsdale, Silverado; Code DE,GB,HS	22145
5.7L V8 350 CID	1987	Custom Deluxe, Scottsdale, Silverado; Code DB	22045	5.7L V8 350 CID	1989-1991	Scottsdale, Silverado; Code GG	22153
5.7L V8 350 CID	1987	Custom Deluxe, Scottsdale, Silverado; Code DK	22045	5.7L V8 350 CID	1991	Scottsdale, Silverado; Code HK,HL	22140
5.7L V8 350 CID	1987	Custom Deluxe, Scottsdale, Silverado; Code DM,GZ	22045	6.2L V8 379 CID	1989-1990	Scottsdale, Silverado; Code ABC,DT	22052
5.7L V8 350 CID	1987	Custom Deluxe, Scottsdale, Silverado; Spring Code-DA, Thermal	22049	6.2L V8 379 CID	1989-1990	Scottsdale, Silverado; Code AW,HT	22052
5.7L V8 350 CID	1988	Scottsdale, Silverado; non-thermal, Stamped #DA	21049	6.2L V8 379 CID	1991	Scottsdale, Silverado	22052
5.7L V8 350 CID	1988	Scottsdale, Silverado; Code CM,FC,HD,KC	22045	7.4L V8 454 CID	1990	Scottsdale, Silverado; Code NB	22045
5.7L V8 350 CID	1988	Scottsdale, Silverado; Code DB	22045	7.4L V8 454 CID	1990	Scottsdale, Silverado; Code NC	22045
5.7L V8 350 CID	1988	Scottsdale, Silverado; Code DM,GZ	22045	7.4L V8 454 CID	1990	Scottsdale, Silverado; Code ND	22045
5.7L V8 350 CID	1988	Scottsdale, Silverado; Spring Code-DA, Thermal	22049	7.4L V8 454 CID	1990	Scottsdale, Silverado; Code GD,HN	22145
6.2L V8 379 CID	1987	Custom Deluxe, Scottsdale, Silverado	22052	7.4L V8 454 CID	1990	Scottsdale, Silverado; Code GR,HG,HZ,JW	22145
6.2L V8 379 CID	1988	Scottsdale, Silverado; Code ABC,DT	22052	V3500			
6.2L V8 379 CID	1988	Scottsdale, Silverado; Code AW,HT	22052	5.7L V8 350 CID	1989-1990	Cheyenne, Scottsdale, Silverado; Code DB	22045
7.4L V8 454 CID	1987	Custom Deluxe, Scottsdale, Silverado; Code DK	22045	5.7L V8 350 CID	1989-1990	Cheyenne, Scottsdale, Silverado; Code DK	22045
7.4L V8 454 CID	1987	Custom Deluxe, Scottsdale, Silverado; Code DM,GZ	22045	5.7L V8 350 CID	1989-1990	Cheyenne, Scottsdale, Silverado; Code DM,GZ	22045
7.4L V8 454 CID	1987	Custom Deluxe, Scottsdale, Silverado; Code FD	22045	5.7L V8 350 CID	1989-1990	Cheyenne, Scottsdale, Silverado; Spring Code-DA, Thermal	22049
7.4L V8 454 CID	1988	Scottsdale, Silverado; Code DK	22045	5.7L V8 350 CID	1990	Cheyenne, Scottsdale, Silverado; non-thermal, Stamped #DA	21049
7.4L V8 454 CID	1988	Scottsdale, Silverado; Code DM,GZ	22045	5.7L V8 350 CID	1991	Cheyenne, Silverado; non-thermal, Stamped #DA	21049
7.4L V8 454 CID	1988	Scottsdale, Silverado; Code DM,GZ	22045	5.7L V8 350 CID	1991	Cheyenne, Silverado; Code DB	22045
7.4L V8 454 CID	1988	Scottsdale, Silverado; Code FD	22045	5.7L V8 350 CID	1991	Cheyenne, Silverado; Code DK	22045
7.4L V8 454 CID	1988	Scottsdale, Silverado; Code GD,HN	22145	5.7L V8 350 CID	1991	Cheyenne, Silverado; Code DM,GZ	22045
7.4L V8 454 CID	1988	Scottsdale, Silverado; Code GR,HG,HZ,JW	22145	5.7L V8 350 CID	1991	Cheyenne, Silverado; Spring Code-DA, Thermal	22049
V30				6.2L V8 379 CID	1989	Cheyenne, Scottsdale, Silverado; Code ABC,DT	22052
4.8L L6 292 CID	1987	Custom Deluxe, Scottsdale, Silverado	22045	6.2L V8 379 CID	1989	Cheyenne, Scottsdale, Silverado; Code AW,HT	22052
4.8L L6 292 CID	1988	Cheyenne, Custom Deluxe, Scottsdale, Silverado	22045	6.2L V8 379 CID	1990	Cheyenne, Scottsdale, Silverado	22052
5.7L V8 350 CID	1987	Custom Deluxe, Scottsdale, Silverado; non-thermal	21049	6.2L V8 379 CID	1991	Cheyenne, Silverado	22052
5.7L V8 350 CID	1987	Custom Deluxe, Scottsdale, Silverado; Code DB	22045	7.4L V8 454 CID	1989	Cheyenne, Scottsdale, Silverado	22045
5.7L V8 350 CID	1987	Custom Deluxe, Scottsdale, Silverado; Code DK	22045	7.4L V8 454 CID	1990	Cheyenne, Scottsdale, Silverado; Code NB	22045
5.7L V8 350 CID	1987	Custom Deluxe, Scottsdale, Silverado; Code DM,GZ	22045	7.4L V8 454 CID	1990	Cheyenne, Scottsdale, Silverado; Code NC	22045
5.7L V8 350 CID	1987	Custom Deluxe, Scottsdale, Silverado; Spring Code-DA, Thermal	22049	7.4L V8 454 CID	1990	Cheyenne, Scottsdale, Silverado; Code ND	22045
5.7L V8 350 CID	1988	Cheyenne, Scottsdale, Silverado; non-thermal	21049	7.4L V8 454 CID	1990	Cheyenne, Scottsdale, Silverado; Code GD,HN	22145
5.7L V8 350 CID	1988	Cheyenne, Custom Deluxe, Scottsdale, Silverado; Code DB	22045	7.4L V8 454 CID	1991	Cheyenne, Silverado; Code NB	22045
5.7L V8 350 CID	1988	Cheyenne, Custom Deluxe, Scottsdale, Silverado; Code DK	22045	7.4L V8 454 CID	1991	Cheyenne, Silverado; Code NC	22045
5.7L V8 350 CID	1988	Cheyenne, Custom Deluxe, Scottsdale, Silverado; Code DM,GZ	22045	7.4L V8 454 CID	1991	Cheyenne, Silverado; Code ND	22045
5.7L V8 350 CID	1988	Cheyenne, Custom Deluxe, Scottsdale, Silverado; Spring Code-DA, Thermal	22049	7.4L V8 454 CID	1991	Cheyenne, Silverado; Code GD,HN	22145
6.2L V8 379 CID	1987	Custom Deluxe, Scottsdale, Silverado; Code ABC,DT	22052	VEGA			
6.2L V8 379 CID	1987	Custom Deluxe, Scottsdale, Silverado; Code AW,HT	22052	2.3L L4 2294cc 140 CID	1971-1977	non-thermal	21049
6.2L V8 379 CID	1988	Cheyenne, Custom Deluxe, Scottsdale, Silverado; Code ABC,DT	22052	2.3L L4 2294cc 140 CID	1971-1977	Thermal, Thermal	22049
6.2L V8 379 CID	1988	Cheyenne, Custom Deluxe, Scottsdale, Silverado; Code AW,HT	22052	2.3L L4 2295cc 140 CID	1971-1974	non-thermal	21049
7.4L V8 454 CID	1988	Cheyenne, Custom Deluxe, Scottsdale, Silverado; Code DK	22045	2.3L L4 2295cc 140 CID	1971-1974	Thermal, Thermal	22049
7.4L V8 454 CID	1988	Cheyenne, Custom Deluxe, Scottsdale, Silverado; Code DM,GZ	22045	CHRYSLER			
7.4L V8 454 CID	1988	Cheyenne, Custom Deluxe, Scottsdale, Silverado; Code FD	22045	300			
7.4L V8 454 CID	1988	Cheyenne, Custom Deluxe, Scottsdale, Silverado; Code GD,HN	22145	6.3L V8 383 CID	1962-1966	non-thermal	21043
V1500 SUBURBAN				6.3L V8 6286cc 383 CID	1962-1966	non-thermal	21043
5.7L V8 350 CID	1989	Scottsdale, Silverado; Code DB	22045	6.7L V8 6769cc 413 CID	1959-1965	non-thermal	21043
5.7L V8 350 CID	1989	Scottsdale, Silverado; Code DK	22045	7.2L V8 440 CID	1966-1967		22026
5.7L V8 350 CID	1989	Scottsdale, Silverado; Code DM,GZ	22045	7.2L V8 440 CID	1970-1971		22026
5.7L V8 350 CID	1989-1991	Scottsdale, Silverado; Code HK,HL	22140	7.2L V8 7211cc 440 CID	1966-1971		22026
5.7L V8 350 CID	1989-1991	Scottsdale, Silverado; Code DE,GB,HS	22145	7.2L V8 7212cc 440 CID	1970-1971		22026
5.7L V8 350 CID	1989-1991	Scottsdale, Silverado; Code GG	22153	ASPEN			
6.2L V8 379 CID	1989-1991	Scottsdale, Silverado	22052	4.7L V8 287 CID	2007-2009	Limited	22164
V2500 SUBURBAN				5.7L V8 345 CID	2007-2008	Limited	22164
5.7L V8 350 CID	1989	Scottsdale, Silverado; Code DM,GZ	22045	5.7L V8 345 CID	2009	Limited, Limited Hybrid	22070
5.7L V8 350 CID	1989	Scottsdale, Silverado; Code HK,HL	22140	CONQUEST			
5.7L V8 350 CID	1989-1990	Scottsdale, Silverado; non-thermal, Stamped #DA	21049	2.6L L4 2555cc 156 CID	1987	Base	22092
5.7L V8 350 CID	1989-1990	Scottsdale, Silverado; Code DB	22045	CORDOBA			
5.7L V8 350 CID	1989-1990	Scottsdale, Silverado; Code DK	22045	3.7L L6 3687cc 225 CID	1980	300, Base, Crown, LS	22043
5.7L V8 350 CID	1989-1990	Scottsdale, Silverado; Spring Code-DA, Thermal	22049	3.7L L6 3687cc 225 CID	1981	Base, LS; Exc.Air Cond	22043
V3000				3.7L L6 3687cc 225 CID	1981	Base, LS; For A/C Belt	22043
5.7L V8 350 CID	1989	Scottsdale, Silverado; Code DM,GZ	22045	3.7L L6 3687cc 225 CID	1982	Base, LS	22043
5.7L V8 350 CID	1989	Scottsdale, Silverado; Code HK,HL	22140	3.7L L6 3687cc 225 CID	1983	Base	22043
5.7L V8 350 CID	1989-1990	Scottsdale, Silverado; non-thermal, Stamped #DA	21049	5.2L V8 318 CID	1975-1979		22026
5.7L V8 350 CID	1989-1990	Scottsdale, Silverado; Code DB	22045	5.2L V8 318 CID	1981	Base, LS; Exc.Air Cond	22043
5.7L V8 350 CID	1989-1990	Scottsdale, Silverado; Code DK	22045	5.2L V8 318 CID	1981	Base, LS; For A/C Belt	22045
5.7L V8 350 CID	1989-1990	Scottsdale, Silverado; Spring Code-DA, Thermal	22049	5.2L V8 318 CID	1982	Base, LS	22043
V3500				5.2L V8 318 CID	1983	Base	22043
5.7L V8 350 CID	1989	Scottsdale, Silverado; Code DM,GZ	22045	5.9L V8 360 CID	1975-1979		22026
5.7L V8 350 CID	1989	Scottsdale, Silverado; Code HK,HL	22140	6.6L V8 400 CID	1975-1978		22026
5.7L V8 350 CID	1989-1990	Scottsdale, Silverado; non-thermal, Stamped #DA	21049				

Engine	Years	Application Description	USMW	Engine	Years	Application Description	USMW
CHRYSLER (cont'd.)				CHRYSLER (cont'd.)			
FIFTH AVENUE				TOWN & COUNTRY (cont'd.)			
3.7L L6 3687cc 225 CID	1983	Base	22043	7.2L V8 7211cc 440 CID	1966-1974		22026
5.2L V8 318 CID	1983	Base; Exc.Air Cond	22043	7.2L V8 7212cc 440 CID	1970-1974		22026
5.2L V8 318 CID	1983	Base; For A/C Belt	22043	DAIHATSU			
5.2L V8 318 CID	1984-1989	Base; Exc.Max Cooling	22043	ROCKY			
5.2L V8 318 CID	1984-1989	Base; Max Cooling	22045	1.6L L4 1589cc	1990-1991	SE, SX	22406
IMPERIAL				1.6L L4 1589cc	1992	SX	22406
5.2L V8 318 CID	1981	Base; Exc.Air Cond, Exc.Max Cooling	22043	DODGE			
5.2L V8 318 CID	1981	Base; Exc.Air Cond, Max Cooling	22043	330			
5.2L V8 318 CID	1981	Base; For A/C Belt	22045	3.7L L6 3687cc 225 CID	1963-1964		22026
5.2L V8 318 CID	1982	Base; Exc.Air Cond	22043	5.2L V8 5212cc 318 CID	1963-1964		22026
5.2L V8 318 CID	1982	Base; For A/C Belt	22043	6.3L V8 6286cc 383 CID	1964	non-thermal	21043
6.7L V8 6769cc 413 CID	1959-1965	non-thermal	21043	440			
7.2L V8 440 CID	1966-1967		22026	3.7L L6 3687cc 225 CID	1963-1964		22026
7.2L V8 440 CID	1975		22026	5.2L V8 5212cc 318 CID	1963-1964		22026
7.2L V8 7211cc 440 CID	1966-1974		22026	6.3L V8 6286cc 383 CID	1964	non-thermal	21043
7.2L V8 7212cc 440 CID	1970-1974		22026	880			
LEBARON				6.3L V8 6286cc 383 CID	1963-1965	non-thermal	21043
3.7L L6 3687cc 225 CID	1978-1979		22026	6.7L V8 6769cc 413 CID	1963	non-thermal	21043
3.7L L6 3687cc 225 CID	1980	Base, Medallion, Salon, Special; For A/C Belt	22043	A100			
3.7L L6 3687cc 225 CID	1981	Base, Medallion, Salon, Special	22043	2.8L L6 2786cc 170 CID	1964-1966		22026
5.2L V8 318 CID	1977-1979		22026	3.7L L6 3687cc 225 CID	1964-1966		22026
5.2L V8 318 CID	1980	Base, Medallion, Salon, Special; Exc.Max Cooling	22043	4.5L V8 4473cc 273 CID	1964-1966	non-thermal	21043
5.2L V8 318 CID	1980	Base, Medallion, Salon, Special; Max Cooling	22045	5.2L V8 5212cc 318 CID	1970		22026
5.2L V8 318 CID	1980-1981	Base, Medallion, Salon, Special; Exc.Air Cond	22043	A100 TRUCK			
5.2L V8 318 CID	1981	Base, Medallion, Salon, Special; For A/C Belt	22045	2.8L L6 170 CID	1964-1969		22026
5.9L V8 360 CID	1978-1979		22026	3.2L L6 198 CID	1970	non-thermal	21043
NEWPORT				3.7L L6 3687cc 225 CID	1964-1970		22026
3.7L L6 3687cc 225 CID	1979		22026	4.5L V8 273 CID	1964-1966	non-thermal	21043
3.7L L6 3687cc 225 CID	1980-1981	Base; For A/C Belt	22043	5.2L V8 318 CID	1967-1970		22026
3.7L L6 3687cc 225 CID	1981	Base; Exc.Air Cond	22043	ASPEN			
5.2L V8 318 CID	1979		22026	3.7L L6 3687cc 225 CID	1980	Base; For A/C Belt	22043
5.2L V8 318 CID	1980	Base; Exc.Max Cooling	22043	5.2L V8 318 CID	1976-1979		22054
5.2L V8 318 CID	1980	Base; Max Cooling	22045	5.2L V8 318 CID	1980	Base; Exc.Air Cond	22043
5.2L V8 318 CID	1980-1981	Base; Exc.Air Cond	22043	5.2L V8 318 CID	1980	Base; Exc.Max Cooling	22043
5.2L V8 318 CID	1981	Base; For A/C Belt	22045	5.2L V8 318 CID	1980	Base; Max Cooling	22045
5.9L V8 360 CID	1971-1979		22026	5.9L V8 360 CID	1976-1979		22054
6.3L V8 383 CID	1967-1971	non-thermal	21043	B100			
6.3L V8 6286cc 383 CID	1965-1971	non-thermal	21043	3.7L L6 3687cc 225 CID	1975-1979		22026
6.6L V8 400 CID	1975-1978		22026	3.7L L6 3687cc 225 CID	1980	Base; Exc.Air Cond	22043
6.6L V8 6555cc 400 CID	1972-1974		22026	3.7L L6 3687cc 225 CID	1980	Base; For A/C Belt	22043
6.6L V8 6556cc 400 CID	1972-1974		22026	5.2L V8 5211cc 318 CID	1975-1979		22026
7.2L V8 440 CID	1967		22026	5.2L V8 5211cc 318 CID	1980	Base; Exc.Air Cond	22043
7.2L V8 440 CID	1975-1978		22026	5.2L V8 5211cc 318 CID	1980	Base; For A/C Belt	22045
7.2L V8 7211cc 440 CID	1966-1974		22026	5.9L V8 360 CID	1976-1978		22026
7.2L V8 7212cc 440 CID	1970-1974		22026	B100 VAN			
NEW YORKER				3.2L L6 198 CID	1971	non-thermal	21043
3.7L L6 3687cc 225 CID	1982	Base; Exc.Air Cond	22043	3.2L L6 3254cc 198 CID	1971	non-thermal	21043
3.7L L6 3687cc 225 CID	1982	Base; For A/C Belt	22043	3.7L L6 225 CID	1971		22026
5.2L V8 318 CID	1979		22026	3.7L L6 3687cc 225 CID	1971-1974		22026
5.2L V8 318 CID	1980	Base; Exc.Air Cond	22043	5.2L V8 318 CID	1971-1974		22026
5.2L V8 318 CID	1980	Base; Exc.Max Cooling	22043	5.2L V8 5212cc 318 CID	1971-1974		22026
5.2L V8 318 CID	1980	Base; Max Cooling	22045	5.9L V8 360 CID	1971-1974		22026
5.2L V8 318 CID	1981	Base; Exc.Air Cond, Exc.Max Cooling	22043	7.2L V8 440 CID	1974		22054
5.2L V8 318 CID	1981	Base; Exc.Air Cond, Max Cooling	22043	7.2L V8 7211cc 440 CID	1974		22054
5.2L V8 318 CID	1981-1982	Base; For A/C Belt	22045	7.2L V8 7212cc 440 CID	1974		22054
5.2L V8 318 CID	1982	Base; Exc.Air Cond	22043	B150			
5.9L V8 360 CID	1977-1979		22026	3.7L L6 3687cc 225 CID	1981	Base; Exc.Air Cond	22043
6.6L V8 400 CID	1975-1978		22026	3.7L L6 3687cc 225 CID	1981	Base; For A/C Belt	22043
6.6L V8 6555cc 400 CID	1972		22026	3.7L L6 3687cc 225 CID	1982-1987	Base	22043
6.7L V8 6769cc 413 CID	1959-1965	non-thermal	21043	3.9L V6 3906cc 239 CID	1988-1990	Base	22043
7.2L V8 440 CID	1975-1978		22026	3.9L V6 3906cc 239 CID	1991	Base; For A/C Belt	22043
7.2L V8 7211cc 440 CID	1966-1974		22026	3.9L V6 3906cc 239 CID	1992	A/C	22160
7.2L V8 7212cc 440 CID	1970-1974		22026	3.9L V6 3906cc 239 CID	1993	Base; For A/C Belt	22160
TOWN & COUNTRY				3.9L V6 3906cc 239 CID	1994	Max Cooling (A/C)	22159
3.7L L6 3687cc 225 CID	1978-1979		22026	3.9L V6 3906cc 239 CID	1994	Base; Exc.Max Cooling, For A/C Belt	22160
3.7L L6 3687cc 225 CID	1980-1981	Base; For A/C Belt	22043	5.2L V8 5211cc 318 CID	1981	Base; Exc.Air Cond	22043
3.7L L6 3687cc 225 CID	1981	Base; Exc.Air Cond	22043	5.2L V8 5211cc 318 CID	1981	Base; For A/C Belt	22045
5.2L V8 318 CID	1978-1979		22026	5.2L V8 5211cc 318 CID	1982-1991	Base	22043
5.2L V8 318 CID	1980	Base; Exc.Max Cooling	22043	5.2L V8 5211cc 318 CID	1992	Exc.Max Cooling	22160
5.2L V8 318 CID	1980	Base; Max Cooling	22045	5.2L V8 5211cc 318 CID	1992-1994	Max Cooling	22159
5.2L V8 318 CID	1980-1981	Base; Exc.Air Cond	22043	5.2L V8 5211cc 318 CID	1993-1994	Base; Exc.Max Cooling	22160
5.2L V8 318 CID	1981	Base; For A/C Belt	22045	B200			
5.9L V8 360 CID	1978-1979		22026	3.7L L6 3687cc 225 CID	1975-1978		22026
6.3L V8 383 CID	1968-1971	non-thermal	21043	3.7L L6 3687cc 225 CID	1980	Base; Exc.Air Cond	22043
6.3L V8 6286cc 383 CID	1966-1971	non-thermal	21043	3.7L L6 3687cc 225 CID	1980	Base; For A/C Belt	22043
6.6L V8 400 CID	1975-1977		22026	5.2L V8 5211cc 318 CID	1975-1979		22026
6.6L V8 6555cc 400 CID	1972-1974		22026	5.2L V8 5211cc 318 CID	1980	Base; Exc.Air Cond, Exc.Max Cooling	22043
6.6L V8 6556cc 400 CID	1972		22026	5.2L V8 5211cc 318 CID	1980	Base; Exc.Air Cond, Max Cooling	22043
7.2L V8 440 CID	1975-1977		22026				

FAN CLUTCHES

Engine	Years	Application Description	USMW
DODGE (cont'd.)			
B200 (cont'd.)			
5.2L V8 5211cc 318 CID	1980	Base; For A/C Belt	22045
5.9L V8 360 CID	1975-1979		22026
5.9L V8 360 CID	1980	Base; Exc.Air Cond, Exc.Max Cooling	22043
5.9L V8 360 CID	1980	Base; Exc.Air Cond, Max Cooling	22043
5.9L V8 360 CID	1980	Base; For A/C Belt	22045
6.6L V8 400 CID	1976-1978		22026
7.2L V8 440 CID	1975-1978		22054
B200 VAN			
3.2L L6 198 CID	1971	non-thermal	21043
3.2L L6 3254cc 198 CID	1971	non-thermal	21043
3.7L L6 225 CID	1971		22026
3.7L L6 3687cc 225 CID	1971-1974		22026
5.2L V8 318 CID	1971-1974		22026
5.2L V8 5212cc 318 CID	1971-1974		22026
5.9L V8 360 CID	1971-1974		22026
6.6L V8 400 CID	1971		22026
6.6L V8 400 CID	1974		22026
6.6L V8 6555cc 400 CID	1971-1974		22026
6.6L V8 6556cc 400 CID	1971		22026
6.6L V8 6556cc 400 CID	1974		22026
7.2L V8 440 CID	1974		22054
7.2L V8 7211cc 440 CID	1974		22054
7.2L V8 7212cc 440 CID	1974		22054
B250			
3.7L L6 3687cc 225 CID	1981-1987	Base	22043
3.9L V6 3906cc 239 CID	1988-1991	Base	22043
3.9L V6 3906cc 239 CID	1992	A/C	22160
3.9L V6 3906cc 239 CID	1993	Base; For A/C Belt	22160
3.9L V6 3906cc 239 CID	1994	Max Cooling (A/C)	22159
3.9L V6 3906cc 239 CID	1994	Base; Exc.Max Cooling, For A/C Belt	22160
5.2L V8 5211cc 318 CID	1982-1991	Base	22043
5.2L V8 5211cc 318 CID	1992	Exc.Max Cooling	22160
5.2L V8 5211cc 318 CID	1992-1994	Max Cooling	22159
5.2L V8 5211cc 318 CID	1993-1994	Base; Exc.Max Cooling	22160
5.9L V8 360 CID	1984-1992	Base	22043
5.9L V8 360 CID	1993-1994	Max Cooling	22159
5.9L V8 360 CID	1993-1994	Base; Exc.Max Cooling	22160
B300			
3.7L L6 225 CID	1980	Base; Exc.Air Cond	22043
3.7L L6 225 CID	1980	Base; For A/C Belt	22043
3.7L L6 3687cc 225 CID	1975-1979		22026
5.2L V8 5211cc 318 CID	1975-1979		22026
5.2L V8 5211cc 318 CID	1980	Base; Exc.Air Cond	22043
5.2L V8 5211cc 318 CID	1980	Base; For A/C Belt	22045
5.9L V8 360 CID	1975-1979		22026
5.9L V8 360 CID	1980	Base; Exc.Air Cond	22043
5.9L V8 360 CID	1980	Base; For A/C Belt	22045
6.6L V8 400 CID	1976-1978		22026
7.2L V8 440 CID	1975-1978		22054
B300 VAN			
3.7L L6 225 CID	1971		22026
3.7L L6 3687cc 225 CID	1971-1974		22026
5.2L V8 318 CID	1971-1974		22026
5.2L V8 5212cc 318 CID	1971-1974		22026
5.9L V8 360 CID	1971-1974		22026
6.6L V8 6555cc 400 CID	1971-1974		22026
7.2L V8 7211cc 440 CID	1974		22054
B350			
5.2L V8 5211cc 318 CID	1981	Base; Exc.Air Cond	22043
5.2L V8 5211cc 318 CID	1981	Base; For A/C Belt	22045
5.2L V8 5211cc 318 CID	1984	Base; Exc.Air Cond	22043
5.2L V8 5211cc 318 CID	1984	Base; For A/C Belt	22043
5.2L V8 5211cc 318 CID	1986-1991	Base	22043
5.2L V8 5211cc 318 CID	1992	Exc.Max Cooling	22160
5.2L V8 5211cc 318 CID	1992-1994	Max Cooling	22159
5.2L V8 5211cc 318 CID	1993-1994	Base; Exc.Max Cooling	22160
5.9L V8 360 CID	1981	Base; Exc.Air Cond	22043
5.9L V8 360 CID	1981	Base; For A/C Belt	22045
5.9L V8 360 CID	1984	Base; Exc.Air Cond	22043
5.9L V8 360 CID	1984	Base; For A/C Belt	22043
5.9L V8 360 CID	1986-1992	Base	22043
5.9L V8 360 CID	1993-1994	Max Cooling	22159
5.9L V8 360 CID	1993-1994	Base; Exc.Max Cooling	22160
B1500			
3.9L V6 3906cc 239 CID	1995	Base; For A/C Belt, From 09/01/1995, Max Cooling	22159
3.9L V6 3906cc 239 CID	1995	Max Cooling (A/C), Max Cooling (To 09/01/95)	22159
3.9L V6 3906cc 239 CID	1995-1997	Base; Exc.Max Cooling, For A/C Belt	22160
3.9L V6 3906cc 239 CID	1996-1997	Base; For A/C Belt, Max Cooling	22159
3.9L V6 3906cc 239 CID	1998	Base	22160
5.2L V8 5211cc 318 CID	1995	Base; From 09/01/1995, Max Cooling	22159
5.2L V8 5211cc 318 CID	1995	Max Cooling (To 09/01/95)	22159

Engine	Years	Application Description	USMW
DODGE (cont'd.)			
B1500 (cont'd.)			
5.2L V8 5211cc 318 CID	1995-1997	Base; Exc.Max Cooling	22160
5.2L V8 5211cc 318 CID	1996-1997	Base; Max Cooling	22159
5.2L V8 5211cc 318 CID	1998	Base	22159
5.9L V8 360 CID	1998	Base	22159
B2500			
3.9L V6 3906cc 239 CID	1995	Base; For A/C Belt, From 09/01/1995, Max Cooling	22159
3.9L V6 3906cc 239 CID	1995	Max Cooling (A/C), Max Cooling (To 09/01/95)	22159
3.9L V6 3906cc 239 CID	1995-1997	Base; Exc.Max Cooling, For A/C Belt	22160
3.9L V6 3906cc 239 CID	1996-1997	Base; For A/C Belt, Max Cooling	22159
5.2L V8 5211cc 318 CID	1995	Base; From 09/01/1995, Max Cooling	22159
5.2L V8 5211cc 318 CID	1995	Max Cooling (To 09/01/95)	22159
5.2L V8 5211cc 318 CID	1995-1997	Base; Exc.Max Cooling	22160
5.2L V8 5211cc 318 CID	1996-1997	Base; Max Cooling	22159
5.2L V8 5211cc 318 CID	1998	Base	22159
5.9L V8 360 CID	1995	Base; From 09/01/1995, Max Cooling	22159
5.9L V8 360 CID	1995	Max Cooling (To 09/01/95)	22159
5.9L V8 360 CID	1995-1997	Base; Exc.Max Cooling	22160
5.9L V8 360 CID	1996-1997	Base; Max Cooling	22159
5.9L V8 360 CID	1998	Base	22159
B3500			
5.2L V8 5211cc 318 CID	1995	Base; From 09/01/1995, Max Cooling	22159
5.2L V8 5211cc 318 CID	1995	Max Cooling (To 09/01/95)	22159
5.2L V8 5211cc 318 CID	1995-1997	Base; Exc.Max Cooling	22160
5.2L V8 5211cc 318 CID	1996-1997	Base; Max Cooling	22159
5.2L V8 5211cc 318 CID	1998	Base	22159
5.9L V8 360 CID	1995	Base; From 09/01/1995, Max Cooling	22159
5.9L V8 360 CID	1995	Max Cooling (To 09/01/95)	22159
5.9L V8 360 CID	1995-1997	Base; Exc.Max Cooling	22160
5.9L V8 360 CID	1996-1997	Base; Max Cooling	22159
5.9L V8 360 CID	1998	Base	22159
CB300			
3.7L L6 3687cc 225 CID	1974-1975		22026
3.7L L6 3687cc 225 CID	1977-1979		22026
5.2L V8 318 CID	1974		22026
5.2L V8 5211cc 318 CID	1975-1979		22026
5.2L V8 5211cc 318 CID	1980	Base; Exc.Air Cond	22043
5.2L V8 5211cc 318 CID	1980	Base; For A/C Belt	22045
5.2L V8 5212cc 318 CID	1974		22026
5.9L V8 360 CID	1974-1979		22026
5.9L V8 360 CID	1980	Base; Exc.Air Cond	22043
5.9L V8 360 CID	1980	Base; For A/C Belt	22045
6.6L V8 400 CID	1976-1978		22026
7.2L V8 440 CID	1977-1979		22045
CHALLENGER			
2.6L L4 2555cc 156 CID	1978-1979		22092
2.6L L4 2555cc 156 CID	1980-1983	Base, Premium	22092
3.2L L6 198 CID	1970-1971	non-thermal	21043
3.2L L6 3254cc 198 CID	1970-1971	non-thermal	21043
3.7L L6 225 CID	1970		22026
3.7L L6 3687cc 225 CID	1970-1972		22026
5.2L V8 5212cc 318 CID	1970-1973		22054
5.6L V8 5572cc 340 CID	1970-1973		22054
5.9L V8 360 CID	1971-1973		22054
6.3L V8 6286cc 383 CID	1970-1971		22054
7.2L V8 7211cc 440 CID	1970-1972		22054
7.2L V8 7212cc 440 CID	1970		22054
CHARGER			
3.7L L6 225 CID	1971-1972		22026
3.7L L6 3687cc 225 CID	1968-1974		22026
3.7L L6 3687cc 225 CID	1976		22026
5.2L V8 318 CID	1969		22054
5.2L V8 318 CID	1974		22026
5.2L V8 318 CID	1975-1978		22054
5.2L V8 5212cc 318 CID	1966-1974		22054
5.6L V8 5572cc 340 CID	1970-1973		22054
5.9L V8 360 CID	1971-1978		22054
5.9L V8 5917cc 361 CID	1966		22054
6.3L V8 383 CID	1969		22054
6.3L V8 6286cc 383 CID	1966-1971		22054
6.6L V8 400 CID	1972-1978		22026
6.6L V8 6555cc 400 CID	1972-1974		22026
6.6L V8 6556cc 400 CID	1972-1974		22026
7.2L V8 440 CID	1969		22054
7.2L V8 7211cc 440 CID	1967-1974		22054
7.2L V8 7212cc 440 CID	1970-1974		22054
COLT			
2.6L L4 2555cc 156 CID	1980	Base	22092
CONQUEST			
2.6L L4 2555cc 156 CID	1984-1986	Base	22092

Engine	Years	Application Description	USMW	Engine	Years	Application Description	USMW
DODGE (cont'd.)				DODGE (cont'd.)			
CORONET				D150 (cont'd.)			
3.7L L6 225 CID	1970-1972		22026	5.9L V8 360 CID	1993	Base; Max Cooling	22170
3.7L L6 3687cc 225 CID	1965-1976		22026	6.6L V8 400 CID	1977-1978		22026
4.5L V8 273 CID	1965-1968	non-thermal	21043	7.2L V8 440 CID	1978		22026
4.5L V8 4473cc 273 CID	1965-1968	non-thermal	21043	D200			
5.2L V8 318 CID	1965-1967		22054	3.7L L6 3687cc 225 CID	1975-1979		22026
5.2L V8 5212cc 318 CID	1965-1973		22054	3.7L L6 3687cc 225 CID	1980	Base; Exc.Air Cond	22043
5.6L V8 5572cc 340 CID	1970-1973		22054	3.7L L6 3687cc 225 CID	1980	Base; For A/C Belt	22043
5.9L V8 360 CID	1971-1973		22054	4.0L L6 243 CID	1980	Base; Exc.Air Cond	22043
5.9L V8 361 CID	1965-1966		22054	4.0L L6 243 CID	1980	Base; For A/C Belt	22043
5.9L V8 5917cc 361 CID	1965-1966		22054	5.2L V8 5211cc 318 CID	1975-1979		22026
6.3L V8 383 CID	1965-1967		22054	5.2L V8 5211cc 318 CID	1980	Base; Exc.Air Cond	22043
6.3L V8 6286cc 383 CID	1959	non-thermal	21043	5.2L V8 5211cc 318 CID	1980	Base; For A/C Belt	22045
6.3L V8 6286cc 383 CID	1965-1971		22054	5.9L V8 360 CID	1975-1979		22026
6.6L V8 400 CID	1972-1976		22026	5.9L V8 360 CID	1980	Base; Exc.Air Cond	22043
6.6L V8 6555cc 400 CID	1972-1974		22026	5.9L V8 360 CID	1980	Base; For A/C Belt	22045
6.6L V8 6555cc 400 CID	1972-1974		22026	6.6L V8 400 CID	1975-1978		22026
7.2L V8 440 CID	1966-1967		22054	7.2L V8 440 CID	1975-1978		22045
7.2L V8 440 CID	1975-1976		22054	D200 PICKUP			
7.2L V8 7211cc 440 CID	1967-1974		22054	3.7L L6 3687cc 225 CID	1968-1974		22026
7.2L V8 7212cc 440 CID	1970		22054	5.2L V8 318 CID	1968-1974		22026
7.2L V8 7212cc 440 CID	1972-1974		22054	5.2L V8 5212cc 318 CID	1968-1974		22026
D50				5.9L V8 360 CID	1971-1974		22026
2.0L L4 1995cc 122 CID	1979		22086	6.3L V8 6286cc 383 CID	1968-1971		22026
2.0L L4 1995cc 122 CID	1980	Base	22092	6.6L V8 400 CID	1971-1974		22026
2.0L L4 1997cc 122 CID	1981-1982	Custom	22092	6.6L V8 6555cc 400 CID	1971-1974		22026
2.6L L4 2555cc 156 CID	1979		22086	6.6L V8 6555cc 400 CID	1971-1974		22026
2.6L L4 2555cc 156 CID	1980	Sport	22092	7.2L V8 7211cc 440 CID	1973-1974		22026
2.6L L4 2555cc 156 CID	1981	Royal, Sport	22092	7.2L V8 7212cc 440 CID	1973-1974		22026
2.6L L4 2555cc 156 CID	1982	Custom, Royal, Sport	22092	D200 SERIES			
D100				3.7L L6 3687cc 225 CID	1961-1967		22026
3.7L L6 3687cc 225 CID	1975-1979		22026	5.2L V8 5212cc 318 CID	1960-1967		22026
3.7L L6 3687cc 225 CID	1985-1987	Custom	22043	6.3L V8 6286cc 383 CID	1967	non-thermal	21043
3.9L V6 3906cc 239 CID	1988-1989	Custom	22043	D250			
5.2L V8 5211cc 318 CID	1975-1979		22026	3.7L L6 3687cc 225 CID	1981	Base; Exc.Air Cond	22043
5.2L V8 5211cc 318 CID	1985-1989	Custom	22043	3.7L L6 3687cc 225 CID	1981	Base; For A/C Belt	22043
5.9L V8 360 CID	1975-1979		22026	3.7L L6 3687cc 225 CID	1982-1987	Base	22043
5.9L V8 360 CID	1985-1988	Custom	22043	3.9L V6 3906cc 239 CID	1988-1991	Base	22043
6.6L V8 400 CID	1976-1978		22026	3.9L V6 3906cc 239 CID	1992-1993	Base	22151
7.2L V8 440 CID	1975-1978		22045	5.2L V8 5211cc 318 CID	1981	Base; Exc.Air Cond	22043
D100 PICKUP				5.2L V8 5211cc 318 CID	1981	Base; For A/C Belt	22045
3.2L L6 198 CID	1970-1971	non-thermal	21043	5.2L V8 5211cc 318 CID	1982-1991	Base	22043
3.2L L6 3254cc 198 CID	1970-1971	non-thermal	21043	5.2L V8 5211cc 318 CID	1992-1993	Base; Exc.Max Cooling	22151
3.7L L6 3687cc 225 CID	1968-1974		22026	5.2L V8 5211cc 318 CID	1992-1993	Base; Max Cooling	22170
5.2L V8 318 CID	1968-1974		22026	5.9L L6 359 CID	1989-1991	Base	22070
5.2L V8 5212cc 318 CID	1968-1974		22026	5.9L L6 359 CID	1992-1993	Base; Exc.Intercooler	22070
5.9L V8 360 CID	1971-1974		22026	5.9L L6 359 CID	1992-1993	Base; Intercooler	22070
6.3L V8 383 CID	1968-1971	non-thermal	21043	5.9L V8 360 CID	1982	Base	22043
6.3L V8 6286cc 383 CID	1968-1971	non-thermal	21043	5.9L V8 360 CID	1984-1991	Base	22043
6.6L V8 400 CID	1971-1974		22026	5.9L V8 360 CID	1992	Base; non-thermal	21049
6.6L V8 6555cc 400 CID	1971-1974		22026	5.9L V8 360 CID	1992	Base; Thermal	22049
6.6L V8 6555cc 400 CID	1971-1974		22026	5.9L V8 360 CID	1993	Base; Exc.Max Cooling	22151
7.2L V8 440 CID	1973-1974		22045	5.9L V8 360 CID	1993	Base; Max Cooling	22170
7.2L V8 7211cc 440 CID	1973-1974		22045	D300			
7.2L V8 7212cc 440 CID	1973-1974		22045	3.7L L6 3687cc 225 CID	1975-1979		22026
D100 SERIES				5.2L V8 5211cc 318 CID	1975-1979		22026
2.8L L6 2786cc 170 CID	1961-1966		22026	5.2L V8 5211cc 318 CID	1980	Base; Exc.Air Cond	22043
3.7L L6 3687cc 225 CID	1961-1967		22026	5.2L V8 5211cc 318 CID	1980	Base; For A/C Belt	22045
5.2L V8 5212cc 318 CID	1960-1967		22026	5.9L V8 360 CID	1975-1979		22026
D150				5.9L V8 360 CID	1980	Base; Exc.Air Cond	22043
3.7L L6 3687cc 225 CID	1977-1979		22026	5.9L V8 360 CID	1980	Base; For A/C Belt	22045
3.7L L6 3687cc 225 CID	1980-1981	Base; Exc.Air Cond	22043	6.6L V8 400 CID	1976-1978		22026
3.7L L6 3687cc 225 CID	1980-1981	Base; For A/C Belt	22043	7.2L V8 440 CID	1975-1978		22045
3.7L L6 3687cc 225 CID	1982-1983	Base, Miser	22043	D300 PICKUP			
3.7L L6 3687cc 225 CID	1984-1987	Base	22043	3.7L L6 3687cc 225 CID	1968-1974		22026
3.9L V6 3906cc 239 CID	1988-1989	Base	22043	5.2L V8 318 CID	1968-1974		22026
3.9L V6 3906cc 239 CID	1990-1991	Base, S	22043	5.2L V8 5212cc 318 CID	1968-1974		22026
3.9L V6 3906cc 239 CID	1992-1993	Base	22151	5.9L V8 360 CID	1971-1974		22026
4.0L L6 243 CID	1980	Base; Exc.Air Cond	22043	6.3L V8 6286cc 383 CID	1968-1971		22026
4.0L L6 243 CID	1980	Base; For A/C Belt	22043	6.6L V8 400 CID	1971-1974		22026
5.2L V8 5211cc 318 CID	1977-1979		22026	6.6L V8 6555cc 400 CID	1971-1974		22026
5.2L V8 5211cc 318 CID	1980-1981	Base; Exc.Air Cond	22043	6.6L V8 6555cc 400 CID	1971-1974		22026
5.2L V8 5211cc 318 CID	1980-1981	Base; For A/C Belt	22045	7.2L V8 7211cc 440 CID	1972-1974		22026
5.2L V8 5211cc 318 CID	1982-1983	Base, Miser	22043	7.2L V8 7212cc 440 CID	1973-1974		22026
5.2L V8 5211cc 318 CID	1984-1989	Base	22043	D300 SERIES			
5.2L V8 5211cc 318 CID	1990-1991	Base, S	22043	3.7L L6 3687cc 225 CID	1961-1967		22026
5.2L V8 5211cc 318 CID	1992-1993	Exc.Max Cooling	22151	6.3L V8 6286cc 383 CID	1967	non-thermal	21043
5.2L V8 5211cc 318 CID	1992-1993	Base; Max Cooling	22170	D350			
5.9L V8 360 CID	1977-1979		22026	5.2L V8 5211cc 318 CID	1981	Base; Exc.Air Cond	22043
5.9L V8 360 CID	1980-1981	Base; Exc.Air Cond	22043	5.2L V8 5211cc 318 CID	1981	Base; For A/C Belt	22045
5.9L V8 360 CID	1980-1981	Base; For A/C Belt	22045	5.2L V8 5211cc 318 CID	1982-1983	Base	22043
5.9L V8 360 CID	1982	Base, Miser	22043	5.9L L6 359 CID	1989-1993	Base	22070
5.9L V8 360 CID	1984-1991	Base	22043				
5.9L V8 360 CID	1993	Exc.Max Cooling	22151				

Engine	Years	Application Description	USMW	Engine	Years	Application Description	USMW
DODGE (cont'd.)				DODGE (cont'd.)			
D350 (cont'd.)				DART (cont'd.)			
5.9L V8 360 CID	1981	Base; Exc.Air Cond	22043	4.5L V8 273 CID	1964	270, GTS; non-thermal	21043
5.9L V8 360 CID	1981	Base; For A/C Belt	22045	4.5L V8 273 CID	1965-1967	270, GT; non-thermal	21043
5.9L V8 360 CID	1982-1991	Base	22043	4.5L V8 273 CID	1968	270, Base, GT, GTS; non-thermal	21043
5.9L V8 360 CID	1992	Base; non-thermal	21049	4.5L V8 273 CID	1969	Base, Custom, GT, GTS, Swinger; non-thermal	21043
5.9L V8 360 CID	1992	Base; Thermal	22049	4.5L V8 4473cc 273 CID	1964-1967	Base; non-thermal	21043
5.9L V8 360 CID	1993	Base; Exc.Max Cooling	22151	4.5L V8 4473cc 273 CID	1968	270, Base, GT, GTS; non-thermal	21043
5.9L V8 360 CID	1993	Base; Max Cooling	22170	4.5L V8 4473cc 273 CID	1969	Base, Custom, GT, GTS, Swinger; non-thermal	21043
D400				5.2L V8 318 CID	1960-1962		22054
5.9L V8 360 CID	1978-1979		22026	5.2L V8 5212cc 318 CID	1960-1962		22054
D450				5.2L V8 5212cc 318 CID	1968-1973		22054
5.9L V8 360 CID	1978-1979		22026	5.6L V8 5572cc 340 CID	1968-1973		22054
DAKOTA				5.9L V8 360 CID	1972-1973		22054
3.7L V6 226 CID	2004	Base, SLT, SLT Plus, Sport, Sport Plus, SXT	22150	5.9L V8 361 CID	1960-1961		22054
3.7L V6 226 CID	2005	Laramie, SLT, Sport, ST	22170	5.9L V8 5917cc 361 CID	1960-1962		22054
3.7L V6 226 CID	2006-2007	Laramie, SLT, ST	22170	6.3L V8 383 CID	1960		22054
3.7L V6 226 CID	2008	SLT, Sport, ST, SXT, TRX, TRX4	22170	6.3L V8 383 CID	1967		22054
3.7L V6 226 CID	2009	Big Horn, Lone Star, ST, TRX4	22170	6.3L V8 6286cc 383 CID	1960-1962		22054
3.7L V6 226 CID	2010	Big Horn, Laramie, Lone Star, ST	22170	6.3L V8 6286cc 383 CID	1967-1969		22054
3.9L V6 3906cc 239 CID	1987	Base, LE, SE	22026	6.7L V8 6769cc 413 CID	1961-1962	Base; non-thermal	21043
3.9L V6 3906cc 239 CID	1988-1989	Base, LE, SE, Sport	22026	DIPLOMAT			
3.9L V6 3906cc 239 CID	1990-1991	Base, LE, S, SE, Sport	22026	3.7L L6 3687cc 225 CID	1978-1979		22026
3.9L V6 3906cc 239 CID	1992	Base, LE, S, Sport; Exc.Max Cooling	22151	3.7L L6 3687cc 225 CID	1980	Base, Medallion, Salon; For A/C Belt	22043
3.9L V6 3906cc 239 CID	1992	Base, LE, S, Sport; Max Cooling	22170	3.7L L6 3687cc 225 CID	1981	Base, Medallion, Salon, Sport	22043
3.9L V6 3906cc 239 CID	1993	Base, LE, Sport; Exc.Max Cooling	22151	3.7L L6 3687cc 225 CID	1982	Medallion, Salon	22043
3.9L V6 3906cc 239 CID	1993	Base, LE, Sport; Max Cooling	22170	3.7L L6 3687cc 225 CID	1983	Medallion, Salon; Exc.Air Cond	22043
3.9L V6 3906cc 239 CID	1994	SLT, Sport, WS	22151	3.7L L6 3687cc 225 CID	1983	Medallion, Salon; For A/C Belt	22043
3.9L V6 3906cc 239 CID	1995-1996	Base, SLT, Sport, WS	22151	5.2L V8 318 CID	1980	Base, Medallion, Salon; Exc.Max Cooling	22043
3.9L V6 3906cc 239 CID	1997-2001	Base, SLT, Sport	22171	5.2L V8 318 CID	1980	Base, Medallion, Salon; Max Cooling	22045
3.9L V6 3906cc 239 CID	2002	Base, SLT, Sport, SXT	22171	5.2L V8 318 CID	1980-1981	Base, Medallion, Salon; Exc.Air Cond	22043
3.9L V6 3906cc 239 CID	2003	Base, SLT, Sport	22171	5.2L V8 318 CID	1981	Base, Medallion, Salon; For A/C Belt	22045
4.7L V8 287 CID	2000-2001	Base, SLT, Sport	22171	5.2L V8 318 CID	1982	Medallion, Salon; Exc.Air Cond	22043
4.7L V8 287 CID	2002	Base, SLT, Sport, SXT	22171	5.2L V8 318 CID	1982	Medallion, Salon; For A/C Belt	22045
4.7L V8 287 CID	2003	Base, SLT, Sport	22171	5.2L V8 318 CID	1983	Medallion; Exc.Air Cond	22043
4.7L V8 287 CID	2004	SLT, SLT Plus, Sport, Sport Plus	22171	5.2L V8 318 CID	1983	Medallion; For A/C Belt	22043
4.7L V8 287 CID	2005	Laramie, SLT, Sport, ST	22170	5.2L V8 318 CID	1984-1989	Salon, SE; Exc.Max Cooling	22043
4.7L V8 287 CID	2006-2007	Laramie, SLT, ST	22170	5.2L V8 318 CID	1984-1989	Salon, SE; Max Cooling	22045
4.7L V8 287 CID	2008	Laramie, SLT, Sport, SXT, TRX, TRX4	22170	5.2L V8 318 CID	1983	Medallion	22045
4.7L V8 287 CID	2009-2010	Big Horn, Laramie, Lone Star, TRX4	22170	5.2L V8 5211cc 318 CID	1985	Salon, SE; Exc.Max Cooling	22043
5.2L V8 5211cc 318 CID	1991	Base, LE, S, SE, Sport	22146	5.2L V8 5211cc 318 CID	1985	Salon, SE; Max Cooling	22045
5.2L V8 5211cc 318 CID	1992	Base, LE, S, Sport; Exc.Max Cooling	22151	DURANGO			
5.2L V8 5211cc 318 CID	1992	Base, LE, S, Sport; Max Cooling	22170	3.7L V6 226 CID	2004-2005	SLT, ST	22164
5.2L V8 5211cc 318 CID	1993	Base, LE, Sport; Exc.Max Cooling	22151	3.7L V6 226 CID	2006-2008	SLT, SXT	22164
5.2L V8 5211cc 318 CID	1993	Base, LE, Sport; Max Cooling	22170	3.7L V6 226 CID	2009	SE, SLT	22164
5.2L V8 5211cc 318 CID	1994	SLT, Sport, WS; Exc.Max Cooling	22151	3.9L V6 3906cc 239 CID	1998	Base, SLT; Exc.Max Cooling	22171
5.2L V8 5211cc 318 CID	1994	SLT, Sport, WS; Max Cooling	22170	3.9L V6 3906cc 239 CID	1998	Base, SLT; Max Cooling	22171
5.2L V8 5211cc 318 CID	1995-1996	Base, SLT, Sport, WS; Exc.Max Cooling	22151	3.9L V6 3906cc 239 CID	1999	Base, SLT, SLT Plus	22171
5.2L V8 5211cc 318 CID	1995-1996	Base, SLT, Sport, WS; Max Cooling	22170	4.7L V8 287 CID	2000	Base, SLT, SLT Plus, Sport	22171
5.2L V8 5211cc 318 CID	1997-1999	Base, SLT, Sport	22170	4.7L V8 287 CID	2001	Base, SLT	22171
5.9L V8 360 CID	1998-1999	R/T	22170	4.7L V8 287 CID	2002	SLT, SLT Plus, Sport	22171
5.9L V8 360 CID	2000-2003	R/T, SLT, Sport	22171	4.7L V8 287 CID	2003	SLT, SLT Plus, Sport, SXT	22171
DART				4.7L V8 287 CID	2004	Limited, SLT, ST	22164
2.8L L6 170 CID	1961		22026	4.7L V8 287 CID	2005	Limited, SLT, ST, SXT	22164
2.8L L6 170 CID	1963-1967		22026	4.7L V8 287 CID	2006-2008	Adventurer, Limited, SLT, SXT	22164
2.8L L6 2786cc 170 CID	1961		22026	4.7L V8 287 CID	2009	Limited, SE, SLT	22164
2.8L L6 2786cc 170 CID	1963-1971		22026	5.2L V8 5211cc 318 CID	1998	Base, SLT; Exc.Max Cooling	22170
3.2L L6 198 CID	1970	Base, Custom, Swinger; non-thermal	21043	5.2L V8 5211cc 318 CID	1998	Base, SLT; Max Cooling	22170
3.2L L6 198 CID	1971-1972	Base, Custom, Demon, Special, Swinger; non-thermal	21043	5.2L V8 5211cc 318 CID	1999	Base, SLT, SLT Plus	22170
3.2L L6 198 CID	1973-1974	Base, Custom, Special, Sport, Swinger; non-thermal	21043	5.2L V8 5211cc 318 CID	2000	Base, SLT, SLT Plus, Sport; Max Cooling	22170
3.2L L6 3254cc 198 CID	1970	Base, Custom, Swinger; non-thermal	21043	5.2L V8 5211cc 318 CID	2000	Base, SLT, SLT Plus, Sport; Exc.Max Cooling	22171
3.2L L6 3254cc 198 CID	1971-1972	Base, Custom, Demon, Special, Swinger; non-thermal	21043	5.7L V8 345 CID	2004	Limited, SLT	22164
3.2L L6 3254cc 198 CID	1973	Base, Custom, Special, Sport, Swinger; non-thermal	21043	5.7L V8 345 CID	2005	Limited, SLT, ST	22164
3.2L L6 3254cc 198 CID	1974	Base, Custom, Special, Special Edition, Sport, Swinger; non-thermal	21043	5.7L V8 345 CID	2006	Adventurer, Limited, SLT	22164
3.7L L6 225 CID	1971	Base, Custom, Demon, Special, Swinger; non-thermal	21043	5.7L V8 345 CID	2007	Adventurer, Limited, SLT, SXT	22164
3.7L L6 3687cc 225 CID	1960-1961	Base, Phoenix, Pioneer; non-thermal	21043	5.7L V8 345 CID	2008	Adventurer, Limited, SLT	22164
3.7L L6 3687cc 225 CID	1962	330, 440, Base; non-thermal	21043	5.9L V8 360 CID	1998	Base, SLT; Exc.Max Cooling	22170
3.7L L6 3687cc 225 CID	1963	270, Base, GT; non-thermal	21043	5.9L V8 360 CID	1998	Base, SLT; Max Cooling	22170
3.7L L6 3687cc 225 CID	1963-1977		22026	5.9L V8 360 CID	1999	Base, SLT, SLT Plus	22170
3.7L L6 3687cc 225 CID	1964	270, Base; non-thermal	21043	5.9L V8 360 CID	2000	Base, R/T, SLT, SLT Plus, Sport; Max Cooling	22170
3.7L L6 3687cc 225 CID	1965-1968	270, Base, GT; non-thermal	21043	5.9L V8 360 CID	2000	Base, R/T, SLT, SLT Plus, Sport; Exc.Max Cooling	22171
3.7L L6 3687cc 225 CID	1969	Base, Custom, GT, Swinger; non-thermal	21043	5.9L V8 360 CID	2001	Base, R/T, SLT; Max Cooling	22170
3.7L L6 3687cc 225 CID	1970	Base, Custom, Swinger; non-thermal	21043	5.9L V8 360 CID	2001	Base, R/T, SLT; Exc.Max Cooling	22171
3.7L L6 3687cc 225 CID	1971-1972	Base, Custom, Demon, Special, Swinger; non-thermal	21043	5.9L V8 360 CID	2002	R/T, SLT, SLT Plus, Sport; Exc.Drive Ratio 3.92, Heavy Duty Cooling	22170
3.7L L6 3687cc 225 CID	1973	Base, Custom, Special, Sport, Swinger; non-thermal	21043	5.9L V8 360 CID	2002	R/T, SLT, SLT Plus, Sport; Drive Ratio 3.92	22171
3.7L L6 3687cc 225 CID	1974	Base, Custom, Special, Special Edition, Sport, Swinger; non-thermal	21043	5.9L V8 360 CID	2002	R/T, SLT, SLT Plus, Sport; Exc.Drive Ratio 3.92, Exc.Heavy Duty Cooling	22171
3.7L L6 3687cc 225 CID	1974	Base, Custom, Special, Special Edition, Sport, Swinger; non-thermal	21043	5.9L V8 360 CID	2003	R/T, SLT, SLT Plus, Sport, SXT; Exc.Drive Ratio 3.92, Heavy Duty Cooling	22170

Engine	Years	Application Description	USMW	Engine	Years	Application Description	USMW
DODGE (cont'd.)				DODGE (cont'd.)			
DURANGO (cont'd.)				POLARA (cont'd.)			
5.9L V8 360 CID	2003	R/T, SLT, SLT Plus, Sport, SXT; Drive Ratio 3.92	22171	6.7L V8 6769cc 413 CID	1965	non-thermal	21043
5.9L V8 360 CID	2003	R/T, SLT, SLT Plus, Sport, SXT; Exc. Drive Ratio 3.92, Exc. Heavy Duty Cooling	22171	7.2L V8 440 CID	1970		22054
LANCER				POWER RAM 50			
2.8L L6 170 CID	1961-1962		22026	2.0L L4 1995cc	1984	Custom	22086
2.8L L6 2786cc 170 CID	1961-1962		22026	2.0L L4 1997cc	1983	Custom	22086
3.7L L6 3687cc 225 CID	1961-1962		22026	2.3L L4 2346cc	1983	Sport	22073
M300				RAM 50			
5.2L V8 318 CID	1974		22026	2.3L L4 2346cc	1984	Royal, Sport	22073
5.2L V8 5212cc 318 CID	1974		22026	2.3L L4 2346cc	1985	Royal	22073
M350				R300			
5.2L V8 318 CID	1974		22026	5.2L V8 5212cc 318 CID	1974		22026
MAGNUM				RAIDER			
5.2L V8 318 CID	1978-1979		22026	2.6L L4 2555cc 156 CID	1987-1989	Base	22092
5.9L V8 360 CID	1978-1979		22026	3.0L V6 2972cc 181 CID	1989	Base	22073
6.6L V8 400 CID	1978		22026	RAM 50			
MB300				2.0L L4 1995cc 122 CID 1984 Custom; 4WD 22086			
5.2L V8 5212cc 318 CID	1974		22026	2.0L L4 1995cc 122 CID	1984	Custom; RWD	22086
MIRADA				2.0L L4 1995cc 122 CID 1984 Royal 22086			
3.7L L6 3687cc 225 CID	1980-1983	Special Coupe; For A/C Belt	22043	2.0L L4 1995cc 122 CID	1985-1986	Custom	22086
3.7L L6 3687cc 225 CID	1981-1983	Special Coupe; Exc. Air Cond	22043	2.0L L4 1995cc 122 CID	1987	Base, Custom	22086
5.2L V8 318 CID	1980	Special Coupe; Exc. Air Cond	22043	2.0L L4 1995cc 122 CID	1988-1989	Base	22086
5.2L V8 318 CID	1980	Special Coupe; Exc. Max Cooling	22043	2.0L L4 1997cc 122 CID	1983	Custom; 4WD	22086
5.2L V8 318 CID	1980	Special Coupe; Max Cooling	22045	2.0L L4 1997cc 122 CID	1983	Custom; RWD	22092
5.2L V8 318 CID	1981	Special Coupe; Exc. Air Cond, Exc. Max Cooling	22043	2.3L L4 2346cc 143 CID	1983-1984	Royal, Sport	22073
5.2L V8 318 CID	1981	Special Coupe; Exc. Air Cond, Max Cooling	22043	2.3L L4 2346cc 143 CID	1985	Royal	22073
5.2L V8 318 CID	1981	Special Coupe; For A/C Belt	22045	2.4L L4 2351cc	1990-1991	Base, LE, SE	22086
5.2L V8 318 CID	1982-1983	Special Coupe; Exc. Air Cond	22043	2.4L L4 2351cc	1992-1993	Base, SE	22086
5.2L V8 318 CID	1982-1983	Special Coupe; For A/C Belt	22043	2.6L L4 2555cc 156 CID	1983	Sport; 4WD	22092
5.9L V8 360 CID	1980	Special Coupe; Exc. Max Cooling	22043	2.6L L4 2555cc 156 CID	1983	Sport; RWD	22092
5.9L V8 360 CID	1980	Special Coupe; Max Cooling	22045	2.6L L4 2555cc 156 CID	1983-1985	Royal	22092
MONACO				2.6L L4 2555cc 156 CID 1984-1985 Custom, Sport; 4WD 22092			
3.7L L6 3687cc 225 CID	1977-1978		22026	2.6L L4 2555cc 156 CID	1984-1985	Custom, Sport; RWD	22092
5.2L V8 5212cc 318 CID	1968-1973		22054	2.6L L4 2555cc 156 CID	1986	Sport	22092
5.9L V8 360 CID	1971-1973		22054	2.6L L4 2555cc 156 CID	1987-1989	Base, Custom, Sport	22092
6.3L V8 6286cc 383 CID	1965-1971		22054	3.0L V6 2972cc 181 CID	1990-1991	Base, LE, SE; 4WD	22073
6.6L V8 400 CID	1972-1978		22026	3.0L V6 2972cc 181 CID	1990-1991	Base, LE, SE; RWD	22086
6.6L V8 6555cc 400 CID	1972-1974		22026	RAM 1500			
6.6L V8 6556cc 400 CID	1972-1974		22026	3.7L V6 226 CID	2002	SLT, ST	22168
6.7L V8 6769cc 413 CID	1965	non-thermal	21043	3.7L V6 226 CID	2003	Laramie, SLT, ST	22168
7.2L V8 440 CID	1967		22054	3.7L V6 226 CID	2004-2007	ST	22168
7.2L V8 440 CID	1975-1978		22054	3.7L V6 226 CID	2008	ST, SXT	22168
7.2L V8 7211cc 440 CID	1966-1974		22054	3.9L V6 3906cc 239 CID	1994-1996	Base	22160
7.2L V8 7212cc 440 CID	1970-1974		22054	3.9L V6 3906cc 239 CID	1997-2001	Laramie, Sport, ST, WS	22160
NITRO				4.7L V8 287 CID 2002 SLT, ST; Standard Trans 22165			
3.7L V6 226 CID	2009	SE, SLT	22152	4.7L V8 287 CID	2002	SLT, ST; Automatic Trans	22168
3.7L V6 226 CID	2010	SE, SXT	22152	4.7L V8 287 CID	2003-2004	Laramie, SLT, ST; Standard Trans	22165
3.7L V6 226 CID	2011	Heat, SE, SXT	22152	4.7L V8 287 CID	2003-2004	Laramie, SLT, ST; Automatic Trans	22168
4.0L V6 3952cc 241 CID	2009	R/T	22152	4.7L V8 287 CID	2005	SLT, ST	22168
4.0L V6 3952cc 241 CID	2010-2011	Detonator, Heat, Shock, SXT	22152	4.7L V8 287 CID	2006	Laramie, SLT, ST, TRX4	22168
P200 VAN				4.7L V8 287 CID 2007 SLT, ST, TRX4; Standard Trans 22165			
3.7L L6 3687cc 225 CID	1974		22026	4.7L V8 287 CID	2007	SLT, ST, TRX4; Automatic Trans	22168
P300 VAN				4.7L V8 287 CID 2008 SLT, ST, SXT; Standard Trans 22165			
3.7L L6 3687cc 225 CID	1974		22026	4.7L V8 287 CID	2008	SLT, ST, SXT; Automatic Trans	22168
PHOENIX				4.7L V8 287 CID 2009-2010 SLT, ST, TRX, TRX4 22150			
3.7L L6 3687cc 225 CID	1960-1961	non-thermal	21043	5.2L V8 5211cc 318 CID	1994-1996	Base	22160
PIONEER				5.2L V8 5211cc 318 CID 1997-2001 Laramie, Sport, ST 22160			
3.7L L6 3687cc 225 CID	1960-1961	non-thermal	21043	5.7L V8 345 CID	2003-2005	Laramie, SLT, ST	22168
POLARA				5.7L V8 345 CID 2006-2007 Laramie, SLT, Sport, ST, TRX4 22168			
3.7L L6 225 CID	1970-1971		22026	5.7L V8 345 CID	2008	Laramie, SLT, ST, SXT	22168
3.7L L6 3687cc 225 CID	1963-1964		22026	5.7L V8 345 CID	2009-2010	Laramie, SLT, Sport, ST, TRX, TRX4	22059
3.7L L6 3687cc 225 CID	1970-1973		22026	5.9L V8 360 CID	1994-1996	Base	22170
5.2L V8 318 CID	1970		22054	5.9L V8 360 CID	1997	Laramie, Sport, ST	22170
5.2L V8 5212cc 318 CID	1960-1961		22054	5.9L V8 360 CID	1998-1999	Laramie, Sport, ST; Exc. Max Cooling	22170
5.2L V8 5212cc 318 CID	1963-1973		22054	5.9L V8 360 CID	1998-1999	Laramie, Sport, ST; Max Cooling	22170
5.6L V8 5572cc 340 CID	1972-1973		22054	5.9L V8 360 CID	1998-1999	Laramie, Sport, ST; Snow Plow Package	22171
5.9L V8 360 CID	1972-1973		22054	5.9L V8 360 CID	2000	Laramie, Sport, ST; From 05/01/2000, Max Cooling	22159
5.9L V8 5917cc 361 CID	1960-1962		22054	5.9L V8 360 CID	2000	Laramie, Sport, ST; Max Cooling, To 05/01/2000	22170
6.3L V8 383 CID	1963		22054	5.9L V8 360 CID	2000-2001	Laramie, Sport, ST; Exc. Max Cooling	22160
6.3L V8 383 CID	1970		22054	5.9L V8 360 CID	2001	Laramie, Sport, ST; Max Cooling	22159
6.3L V8 6286cc 383 CID	1960-1971		22054	5.9L V8 360 CID	2001	Laramie, Sport, ST; Snow Plow Package	22171
6.6L V8 400 CID	1972-1973		22026	5.9L V8 360 CID	2002	SLT, ST	22168
6.6L V8 6555cc 400 CID	1972-1973		22026	5.9L V8 360 CID	2003	Laramie, SLT, ST	22168
6.6L V8 6556cc 400 CID	1972-1973		22026	RAM 1500 VAN			
6.7L V8 6769cc 413 CID	1962	non-thermal	21043	3.9L V6 3906cc 239 CID	1999-2003	Base	22160

FAN CLUTCHES

Engine	Years	Application Description	USMW	Engine	Years	Application Description	USMW
DODGE (cont'd.)				DODGE (cont'd.)			
RAMCHARGER (cont'd.)				W150			
5.9L V8 360 CID	1993	Base, Canyon Sport, Royal SE; Exc.Max Cooling	22151	3.7L L6 3687cc 225 CID	1978-1979		22026
5.9L V8 360 CID	1993	Base, Canyon Sport, Royal SE; Max Cooling	22170	3.7L L6 3687cc 225 CID	1980-1981	Base; Exc.Air Cond	22043
6.6L V8 400 CID	1977-1978		22026	3.7L L6 3687cc 225 CID	1980-1981	Base; For A/C Belt	22043
7.2L V8 440 CID	1974-1978		22045	3.7L L6 3687cc 225 CID	1982-1987	Base	22043
7.2L V8 7211cc 440 CID	1974		22045	3.9L V6 3906cc 239 CID	1989	Base	22043
7.2L V8 7212cc 440 CID	1974		22045	3.9L V6 3906cc 239 CID	1990-1991	Base, S	22043
RD200				3.9L V6 3906cc 239 CID	1992-1993	Base	22151
5.2L V8 5211cc 318 CID	1978-1979		22026	5.2L V8 5211cc 318 CID	1977-1979		22026
5.2L V8 5211cc 318 CID	1980	Base; Exc.Air Cond, Exc.Max Cooling	22043	5.2L V8 5211cc 318 CID	1980-1981	Base; Exc.Air Cond	22043
5.2L V8 5211cc 318 CID	1980	Base; Exc.Air Cond, Max Cooling	22043	5.2L V8 5211cc 318 CID	1980-1981	Base; For A/C Belt	22045
5.2L V8 5211cc 318 CID	1980	Base; For A/C Belt	22045	5.2L V8 5211cc 318 CID	1982-1989	Base	22043
5.9L V8 360 CID	1978-1979		22026	5.2L V8 5211cc 318 CID	1990-1991	Base, S	22043
5.9L V8 360 CID	1980	Base; Exc.Air Cond, Exc.Max Cooling	22043	5.2L V8 5211cc 318 CID	1992-1993	Base; Exc.Max Cooling	22151
5.9L V8 360 CID	1980	Base; Exc.Air Cond, Max Cooling	22043	5.2L V8 5211cc 318 CID	1992-1993	Base; Max Cooling	22170
5.9L V8 360 CID	1980	Base; For A/C Belt	22045	5.9L V8 360 CID	1977-1979		22026
RM300				5.9L V8 360 CID	1980-1981	Base; Exc.Air Cond	22043
5.2L V8 5212cc 318 CID	1974		22026	5.9L V8 360 CID	1980-1981	Base; For A/C Belt	22045
RM350				5.9L V8 360 CID	1984-1990	Base	22043
5.2L V8 5212cc 318 CID	1974		22026	5.9L V8 360 CID	1991	Base, S	22043
ROYAL MONACO				5.9L V8 360 CID	1993	Base; Exc.Max Cooling	22151
5.2L V8 318 CID	1975		22026	5.9L V8 360 CID	1993	Base; Max Cooling	22170
5.2L V8 318 CID	1977		22026	6.6L V8 400 CID	1977-1978		22026
5.9L V8 360 CID	1975-1977		22026	7.2L V8 440 CID	1978		22026
6.6L V8 400 CID	1975-1977		22026	W200			
7.2L V8 440 CID	1975-1977		22026	3.7L L6 3687cc 225 CID	1975-1979		22026
SENECA				3.7L L6 3687cc 225 CID	1980	Base; Exc.Air Cond	22043
3.7L L6 3687cc 225 CID	1960-1961	non-thermal	21043	3.7L L6 3687cc 225 CID	1980	Base; For A/C Belt	22043
SPRINTER 2500				5.2L V8 318 CID	1975		22026
2.7L L5 2687cc 165 CID	2003-2006	Fan clutch only	22328	5.2L V8 318 CID	1977		22026
2.7L L5 2687cc 165 CID	2003-2006	Incl.Blade	22328M	5.9L V8 360 CID	1975-1977		22026
3.0L V6 2987cc	2007-2009	Base; Incl.Engine Cooling Fan Clutch Blade	22333	6.6L V8 400 CID	1975-1977		22026
3.5L V6 3498cc	2007-2008	Base; Incl.Engine Cooling Fan Clutch Blade	22470	7.2L V8 440 CID	1975-1977		22026
SPRINTER 3500				5.2L V8 5211cc 318 CID	1975-1979		22026
2.7L L5 2687cc 165 CID	2003-2006	Fan clutch only	22328	5.2L V8 5211cc 318 CID	1980	Base; Exc.Air Cond	22043
2.7L L5 2687cc 165 CID	2003-2006	Incl.Blade	22328M	5.2L V8 5211cc 318 CID	1980	Base; For A/C Belt	22043
3.0L V6 2987cc	2007-2009	Base; Incl.Engine Cooling Fan Clutch Blade	22333	5.9L V8 360 CID	1975-1979		22026
3.5L V6 3498cc	2007-2008	Base; Incl.Engine Cooling Fan Clutch Blade	22470	5.9L V8 360 CID	1980	Base; Exc.Air Cond	22043
ST. REGIS				5.9L V8 360 CID	1980	Base; For A/C Belt	22045
3.7L L6 3687cc 225 CID	1979		22026	6.6L V8 400 CID	1976-1978		22026
3.7L L6 3687cc 225 CID	1980-1981	Base; For A/C Belt	22043	7.2L V8 440 CID	1975-1978		22054
3.7L L6 3687cc 225 CID	1981	Base; Exc.Air Cond	22043	W200 PICKUP			
5.2L V8 318 CID	1980	Base; Exc.Max Cooling	22045	3.7L L6 3687cc 225 CID	1968-1974		22026
5.2L V8 318 CID	1980	Base; Max Cooling	22045	5.2L V8 318 CID	1969-1974		22026
5.2L V8 318 CID	1980-1981	Base; Exc.Air Cond	22043	5.2L V8 5212cc 318 CID	1968-1974		22026
5.2L V8 318 CID	1981	Base; Exc.Air Cond, Max Cooling	22043	5.9L V8 360 CID	1971-1974		22026
5.2L V8 318 CID	1981	Base; For A/C Belt	22045	6.3L V8 6286cc 383 CID	1968-1971		22026
W100				6.6L V8 400 CID	1971		22026
3.7L L6 3687cc 225 CID	1975-1977		22026	6.6L V8 400 CID	1974		22026
3.7L L6 3687cc 225 CID	1986-1987	Custom	22043	6.6L V8 6556cc 400 CID	1971		22026
3.9L V6 3906cc 239 CID	1989	Custom	22043	6.6L V8 6556cc 400 CID	1974		22026
5.2L V8 5211cc 318 CID	1975-1977		22026	7.2L V8 7211cc 440 CID	1973		22026
5.2L V8 5211cc 318 CID	1986-1989	Custom	22043	W200 SERIES			
5.9L V8 360 CID	1975-1977		22026	3.7L L6 3687cc 225 CID	1961-1967		22026
5.9L V8 360 CID	1986-1988	Custom	22043	5.2L V8 5212cc 318 CID	1960-1967		22026
6.6L V8 400 CID	1975-1977		22026	6.3L V8 6286cc 383 CID	1967	non-thermal	21043
7.2L V8 440 CID	1975-1977		22054	W250			
W100 PICKUP				5.2L V8 5211cc 318 CID	1981	Base; Exc.Air Cond	22043
3.7L L6 3687cc 225 CID	1968-1974		22026	5.2L V8 5211cc 318 CID	1981	Base; For A/C Belt	22045
5.2L V8 318 CID	1968-1974		22026	5.2L V8 5211cc 318 CID	1982-1991	Base	22043
5.2L V8 5212cc 318 CID	1968-1974		22026	5.2L V8 5211cc 318 CID	1992-1993	Base; Exc.Max Cooling	22151
5.9L V8 360 CID	1972-1974		22026	5.2L V8 5211cc 318 CID	1992-1993	Base; Max Cooling	22170
6.3L V8 383 CID	1968-1971	non-thermal	21043	5.9L L6 359 CID	1989-1991	Base	22070
6.3L V8 6286cc 383 CID	1968-1971	non-thermal	21043	5.9L L6 359 CID	1992-1993	Base; Exc.Intercooler	22070
6.6L V8 400 CID	1971		22026	5.9L L6 359 CID	1992-1993	Base; Intercooler	22070
6.6L V8 400 CID	1974		22026	5.9L V8 360 CID	1981	Base; Exc.Air Cond	22043
6.6L V8 6556cc 400 CID	1971-1974		22026	5.9L V8 360 CID	1981	Base; For A/C Belt	22045
6.6L V8 6556cc 400 CID	1971		22026	5.9L V8 360 CID	1982	Base	22043
6.6L V8 6556cc 400 CID	1974		22026	5.9L V8 360 CID	1984-1991	Base	22043
7.2L V8 440 CID	1974		22054	5.9L V8 360 CID	1992	Base; non-thermal	21049
7.2L V8 7211cc 440 CID	1974		22054	5.9L V8 360 CID	1992	Base; Thermal	22049
7.2L V8 7212cc 440 CID	1974		22054	5.9L V8 360 CID	1993	Base; Exc.Max Cooling	22151
W100 SERIES				5.9L V8 360 CID	1993	Base; Max Cooling	22170
3.7L L6 3687cc 225 CID	1961-1967		22026	W300			
5.2L V8 5212cc 318 CID	1960-1967		22026	3.7L L6 3687cc 225 CID	1975-1978		22026
6.3L V8 6286cc 383 CID	1967	non-thermal	21043	5.2L V8 5211cc 318 CID	1975-1978		22026
				5.2L V8 5211cc 318 CID	1980	Base; Exc.Air Cond	22043
				5.2L V8 5211cc 318 CID	1980	Base; For A/C Belt	22045
				5.9L V8 360 CID	1975-1979		22026
				5.9L V8 360 CID	1980	Base; Exc.Air Cond	22043
				5.9L V8 360 CID	1980	Base; For A/C Belt	22045
				6.6L V8 400 CID	1976-1978		22026
				7.2L V8 440 CID	1975-1978		22054
				W300 PICKUP			
				3.7L L6 3687cc 225 CID	1968-1974		22026
				5.2L V8 318 CID	1968-1970		22026
				5.2L V8 318 CID	1972-1974		22026

Engine	Years	Application Description	USMW	Engine	Years	Application Description	USMW
DODGE (cont'd.)				FORD (cont'd.)			
W300 PICKUP (cont'd.)				BRONCO (cont'd.)			
5.2L V8 5212cc 318 CID	1968-1970		22026	5.0L V8 302 CID	1987-1989	Custom, Eddie Bauer, XLT; Exc.Air Cond	22126
5.2L V8 5212cc 318 CID	1972-1974		22026	5.0L V8 302 CID	1987-1989	Custom, Eddie Bauer, XLT; For A/C Belt	22146
5.9L V8 360 CID	1971-1974		22026	5.0L V8 302 CID	1990-1991	Custom, Eddie Bauer, XL, XLT; Exc.Air Cond	22126
6.3L V8 6286cc 383 CID	1968-1971		22026	5.0L V8 302 CID	1990-1991	Custom, Eddie Bauer, XL, XLT; For A/C Belt	22146
7.2L V8 7211cc 440 CID	1972-1973		22026	5.0L V8 302 CID	1992	Custom, Eddie Bauer, XL, XLT, XLT Nite; Exc.Air Cond	22126
W300 SERIES				5.0L V8 302 CID	1992	Custom, Eddie Bauer, XL, XLT, XLT Nite; For A/C Belt	22146
3.7L L6 3687cc 225 CID	1963-1967		22026	5.0L V8 302 CID	1993	Custom, Eddie Bauer, XL, XLT Lariat; Exc.Air Cond	22126
5.2L V8 5212cc 318 CID	1960-1967		22026	5.0L V8 302 CID	1993	Custom, Eddie Bauer, XL, XLT Lariat; For A/C Belt	22146
W350				5.0L V8 302 CID	1994	Eddie Bauer, XL, XLT; Exc.Air Cond	22126
5.2L V8 5211cc 318 CID	1982-1983	Base	22043	5.0L V8 302 CID	1994	Eddie Bauer, XL, XLT; For A/C Belt	22146
5.9L L6 359 CID	1989-1993	Base	22070	5.0L V8 302 CID	1995-1996	Eddie Bauer, XL, XLT, XLT Sport; Exc.Air Cond	22126
5.9L V8 360 CID	1982-1991	Base	22043	5.0L V8 302 CID	1995-1996	Eddie Bauer, XL, XLT, XLT Sport; For A/C Belt	22146
5.9L V8 360 CID	1992	Base; non-thermal	21049	5.8L V8 351 CID	1978-1979	Thermal	22011
5.9L V8 360 CID	1992	Base; Thermal	22049	5.8L V8 351 CID	1978-1991	non-thermal	21011
5.9L V8 360 CID	1993	Base; Exc.Max Cooling	22151	5.8L V8 351 CID	1980-1981	Custom, Ranger XLT; For A/C Belt	22045
5.9L V8 360 CID	1993	Base; Max Cooling	22170	5.8L V8 351 CID	1982-1983	Custom, XLS, XLT Lariat; For A/C Belt	22045
WM300 POWER WAGON				5.8L V8 351 CID	1984	Custom, XLT; Exc.Air Cond	22011
5.2L V8 5212cc 318 CID	1960-1962		22026	5.8L V8 351 CID	1984	Custom, XLT; For A/C Belt	22045
FORD				5.8L V8 351 CID	1984-1987	Exc.A/C	22016
AEROSTAR				5.8L V8 351 CID	1985-1987	Custom, Eddie Bauer, XLT; Exc.Air Cond	22011
2.3L L4 140 CID	1986-1987	Base, XL, XLT; Exc.Air Cond	22010	5.8L V8 351 CID	1985-1987	Custom, Eddie Bauer, XLT; For A/C Belt	22045
2.3L L4 140 CID	1986-1987	Base, XL, XLT; For A/C Belt	22044	5.8L V8 351 CID	1988	Custom, Eddie Bauer, XLT; For A/C Belt	22146
2.8L V6 171 CID	1986	Base, XL, XLT; Exc.Air Cond	22065	5.8L V8 351 CID	1988-1989	Custom, Eddie Bauer, XLT; Exc.Air Cond	22126
2.8L V6 171 CID	1986	Base, XL, XLT; For A/C Belt	22065	5.8L V8 351 CID	1989	Custom, Eddie Bauer, XLT; For A/C Belt, From 03/01/1989	22146
3.0L V6 2986cc 182 CID	1986-1987	Base, XL, XLT; Exc.Air Cond	22064	5.8L V8 351 CID	1989	Custom, Eddie Bauer, XLT; For A/C Belt, To 03/01/1989	22146
3.0L V6 2986cc 182 CID	1986-1987	Base, XL, XLT; For A/C Belt	22064	5.8L V8 351 CID	1990-1991	Custom, Eddie Bauer, XL, XLT; Exc.Air Cond	22126
3.0L V6 2986cc 182 CID	1988	Base, Eddie Bauer, XL, XLT; Exc.Air Cond	22064	5.8L V8 351 CID	1990-1991	Custom, Eddie Bauer, XL, XLT; For A/C Belt	22146
3.0L V6 2986cc 182 CID	1988	Base, Eddie Bauer, XL, XLT; For A/C Belt	22064	5.8L V8 351 CID	1992	Custom, Eddie Bauer, XL, XLT, XLT Nite; Exc.Air Cond	22126
3.0L V6 2986cc 182 CID	1989	Base, Eddie Bauer, XL, XL Plus, XLT, XLT Plus; Exc.Air Cond	22064	5.8L V8 351 CID	1992	Custom, Eddie Bauer, XL, XLT, XLT Nite; For A/C Belt	22146
3.0L V6 2986cc 182 CID	1989	Base, Eddie Bauer, XL, XL Plus, XLT, XLT Plus; For A/C Belt	22064	5.8L V8 351 CID	1993	Custom, Eddie Bauer, XL, XLT Lariat; Exc.Air Cond	22126
3.0L V6 2986cc 182 CID	1990	Base, Eddie Bauer, XL, XL Plus, XLT, XLT Plus	22064	5.8L V8 351 CID	1993	Custom, Eddie Bauer, XL, XLT Lariat; For A/C Belt	22146
3.0L V6 2986cc 182 CID	1991	Base, Eddie Bauer, XL, XL Plus, XL Sport, XLT, XLT Plus, XLT Sport	22064	5.8L V8 351 CID	1994	Eddie Bauer, XL, XLT; Exc.Air Cond	22126
3.0L V6 2986cc 182 CID	1992-1994	Base, XL, XL Plus, XL Sport, XLT, XLT Plus, XLT Sport	22064	5.8L V8 351 CID	1994	Eddie Bauer, XL, XLT; For A/C Belt	22146
3.0L V6 2986cc 182 CID	1995-1997	Base, XLT, XLT Plus, XLT Sport	22064	5.8L V8 351 CID	1995-1996	Eddie Bauer, XL, XLT, XLT Sport; Exc.Air Cond	22126
4.0L V6 245 CID	1990	Base, Eddie Bauer, XL, XL Plus, XLT, XLT Plus	22167	5.8L V8 351 CID	1995-1996	Eddie Bauer, XL, XLT, XLT Sport; For A/C Belt	22146
4.0L V6 245 CID	1991-1994	Base, Eddie Bauer, XL, XL Plus, XL Sport, XLT, XLT Plus, XLT Sport	22167	6.6L V8 400 CID	1978-1979	non-thermal	21011
4.0L V6 245 CID	1995-1997	Base, XLT, XLT Plus, XLT Sport	22167	6.6L V8 400 CID	1978-1979	Thermal	22011
BRONCO				BRONCO II			
2.8L L6 2786cc 170 CID	1966-1972		22012	2.8L V6 171 CID	1984-1985	Base, Eddie Bauer, XLS, XLT	22060
3.3L L6 3277cc 200 CID	1973-1974		22012	2.9L V6 177 CID	1986	Base, Eddie Bauer, XLT	22060
3.3L L6 3278cc 200 CID	1973-1974		22012	2.9L V6 177 CID	1987	Eddie Bauer, XL, XLT	22060
3.9L L6 3933cc 240 CID	1966-1967		22012	2.9L V6 177 CID	1988	Eddie Bauer, XL, XL Sport, XLT	22060
4.7L V8 4727cc 289 CID	1966-1968	non-thermal	21011	2.9L V6 177 CID	1989-1990	Eddie Bauer, XL, XL Sport, XLT, XLT Plus	22060
4.7L V8 4727cc 289 CID	1966-1968	Thermal	22011	COUNTRY SQUIRE			
4.9L L6 4917cc 300 CID	1980-1986	non-thermal	21061	4.7L V8 4727cc 289 CID	1967	non-thermal	21016
4.9L L6 4917cc 300 CID	1983	Custom, XLS, XLT Lariat	22045	5.0L V8 302 CID	1968-1974	non-thermal	21016
4.9L L6 4917cc 300 CID	1984	Custom, XLT; Exc.Air Cond	22061	5.0L V8 302 CID	1987-1989	Base, LX; A/C (Exc.Towing Package), non-thermal	21011
4.9L L6 4917cc 300 CID	1984	Custom, XLT; For A/C Belt	22061	5.0L V8 302 CID	1987-1989	Base, LX; A/C (Towing Package), non-thermal	21011
4.9L L6 4917cc 300 CID	1985-1986	Custom, Eddie Bauer, XLT; Exc.Air Cond	22061	5.0L V8 302 CID	1987-1989	Base, LX; Exc.A/C, non-thermal	21011
4.9L L6 4917cc 300 CID	1985-1986	Custom, Eddie Bauer, XLT; For A/C Belt	22061	5.0L V8 302 CID	1987-1989	Base, LX; Exc.Air Cond	22011
4.9L L6 4917cc 300 CID	1987-1989	Custom, Eddie Bauer, XLT; Exc.Air Cond	22161	5.0L V8 302 CID	1987-1989	Base, LX; Exc.Towing Package, For A/C Belt	22011
4.9L L6 4917cc 300 CID	1987-1989	Custom, Eddie Bauer, XLT; For A/C Belt	22161	5.0L V8 302 CID	1987-1989	Base, LX; For A/C Belt, Towing Package	22011
4.9L L6 4917cc 300 CID	1987-1991	non-thermal	21011	5.0L V8 302 CID	1990-1991	Base, LX; Exc.Towing Package, non-thermal	21011
4.9L L6 4917cc 300 CID	1990-1991	Custom, Eddie Bauer, XL, XLT; Exc.Air Cond	22161	5.0L V8 302 CID	1990-1991	Base, LX; non-thermal, Towing Package	21011
4.9L L6 4917cc 300 CID	1990-1991	Custom, Eddie Bauer, XL, XLT; For A/C Belt	22161	5.0L V8 302 CID	1990-1991	Base, LX; Exc.Towing Package	22011
4.9L L6 4917cc 300 CID	1992	Custom, Eddie Bauer, XL, XLT, XLT Nite; Exc.Air Cond	22161	5.0L V8 302 CID	1990-1991	Base, LX; Towing Package	22011
4.9L L6 4917cc 300 CID	1992	Custom, Eddie Bauer, XL, XLT, XLT Nite; For A/C Belt	22161	5.8L V8 351 CID	1969-1974	non-thermal	21016
5.0L V8 302 CID	1968-1977	non-thermal	21011	6.4L V8 390 CID	1968-1971	non-thermal	21016
5.0L V8 302 CID	1968-1977	Thermal	22011	6.4L V8 6391cc 390 CID	1968-1971	non-thermal	21016
5.0L V8 302 CID	1980-1981	Custom, Ranger XLT; For A/C Belt	22045	6.6L V8 400 CID	1971-1974	non-thermal	21016
5.0L V8 302 CID	1980-1991	non-thermal	21011				
5.0L V8 302 CID	1982-1983	Custom, XLS, XLT Lariat; For A/C Belt	22045				
5.0L V8 302 CID	1984	Custom, XLT; Exc.Air Cond	22011				
5.0L V8 302 CID	1984	Custom, XLT; For A/C Belt	22054				
5.0L V8 302 CID	1984-1986	Exc.A/C	22016				
5.0L V8 302 CID	1985-1986	Custom, Eddie Bauer, XLT; Exc.Air Cond	22011				
5.0L V8 302 CID	1985-1986	Custom, Eddie Bauer, XLT; For A/C Belt	22054				

Engine	Years	Application Description	USMW	Engine	Years	Application Description	USMW
FORD (cont'd.)				FORD (cont'd.)			
COUNTRY SQUIRE (cont'd.)				E-100 ECONOLINE (cont'd.)			
6.6L V8 6555cc 400 CID	1971-1974	non-thermal	21016	5.8L V8 351 CID	1979	Base, Chateau, Custom; non-thermal	21016
6.6L V8 6556cc 400 CID	1971-1974	non-thermal	21016	5.8L V8 351 CID	1980-1982	Base, Chateau, Custom	22045
7.0L V8 427 CID	1968	non-thermal	21016	5.8L V8 351 CID	1983	Custom, XL; Exc.Air Cond	22011
7.0L V8 428 CID	1968-1969	non-thermal	21016	5.8L V8 351 CID	1983	Custom, XL; For A/C Belt	22054
7.0L V8 429 CID	1969-1973	non-thermal	21016	7.5L V8 460 CID	1978		22012
7.0L V8 6997cc 427 CID	1967-1968	non-thermal	21016	E-100 ECONOLINE CLUB WAGON			
7.0L V8 7014cc 428 CID	1967-1970	non-thermal	21016	4.9L L6 4917cc 300 CID	1983	Custom, XL; Exc.Air Cond	22061
7.0L V8 7030cc 429 CID	1969-1973	non-thermal	21016	4.9L L6 4917cc 300 CID	1983	Custom, XL; For A/C Belt	22061
7.5L V8 460 CID	1972-1974		22038	5.0L V8 302 CID	1980-1982	Base, Chateau, Custom	22045
7.5L V8 7539cc 460 CID	1972-1974		22038	5.0L V8 302 CID	1983	Custom, XL; Exc.Air Cond	22011
CROWN VICTORIA				5.0L V8 302 CID	1983	Exc.A/C	22016
4.6L V8 281 CID	1992	Base, LX, S, Touring Sedan; Exc.Police (Exc.Towing Package)	22165	5.0L V8 302 CID	1983	Custom, XL; For A/C Belt	22054
4.6L V8 281 CID	1992	Base, LX, S, Touring Sedan; From 03/1992, Police, Towing Package	22169	5.8L V8 351 CID	1980-1982	Base, Chateau, Custom	22045
4.6L V8 281 CID	1992	Base, LX, S, Touring Sedan; Police, To 03/1992	22169	5.8L V8 351 CID	1983	Custom, XL; Exc.Air Cond	22011
4.6L V8 281 CID	1993	Base, LX, S; Exc.Police (Exc.Towing Package)	22169	5.8L V8 351 CID	1983	Exc.A/C	22016
4.6L V8 281 CID	1993	Base, LX, S; Police, Towing Package	22169	5.8L V8 351 CID	1983	Custom, XL; For A/C Belt	22054
4.6L V8 281 CID	1993	Police Interceptor	22169	E-150			
4.6L V8 281 CID	1994-2001	Base, LX, Police Interceptor, S	22169	4.2L V6 256 CID	2003	Base	22168
4.6L V8 281 CID	2002-2003	Base, LWB, LX, Police Interceptor, S	22169	4.6L V8 281 CID	2003-2005	Base	22168
4.6L V8 281 CID	2004	Base, LX, LX Sport, Police Interceptor	22169	4.6L V8 281 CID	2006-2007	Base, Chateau, XL, XLT	22168
4.6L V8 281 CID	2005	Base, LX, LX Sport, Police Interceptor, S, Special Edition	22169	4.6L V8 281 CID	2008-2014	Base, XL, XLT	22168
4.6L V8 281 CID	2006	Base, LX, LX Sport, Police Interceptor	22169	5.4L V8 330 CID	2003-2005	Base	22168
CUSTOM				5.4L V8 330 CID	2006-2007	Base, Chateau, XL, XLT	22168
3.9L L6 3933cc 240 CID	1965-1966		22012	5.4L V8 330 CID	2008-2014	Base, XL, XLT	22168
3.9L L6 3933cc 240 CID	1967-1972	non-thermal	21011	E-150 CLUB WAGON			
3.9L L6 3933cc 240 CID	1967-1972	Thermal	22011	4.2L V6 256 CID	2003	Chateau, XL, XLT	22168
4.7L V8 4727cc 289 CID	1964-1967	non-thermal	21011	4.6L V8 281 CID	2003-2005	Chateau, XL, XLT	22168
4.7L V8 4727cc 289 CID	1964-1967	Thermal	22011	5.4L V8 330 CID	2003-2005	Chateau, XL, XLT	22168
5.0L V8 302 CID	1968-1972	non-thermal	21011	E-150 ECONOLINE			
5.0L V8 302 CID	1968-1972	Thermal	22011	4.2L V6 256 CID	1997-2000	Base, XL	22168
5.8L V8 5752cc 351 CID	1969-1972	non-thermal	21011	4.2L V6 256 CID	2001-2002	Base	22168
5.8L V8 5752cc 351 CID	1969-1972	Thermal	22011	4.6L V8 281 CID	1997-2000	Base, XL	22168
5.8L V8 5753cc 351 CID	1969-1972	non-thermal	21011	4.6L V8 281 CID	2001-2002	Base	22168
5.8L V8 5753cc 351 CID	1969-1972	Thermal	22011	4.9L L6 4917cc 300 CID	1975-1978	Base, Chateau, Custom, Northland; non-thermal	21016
5.8L V8 5769cc 352 CID	1967	non-thermal	21011	4.9L L6 4917cc 300 CID	1979	Base, Chateau, Custom; non-thermal	21016
5.8L V8 5769cc 352 CID	1967	Thermal	22011	4.9L L6 4917cc 300 CID	1983	Custom, XL	22061
6.4L V8 6391cc 390 CID	1964-1971	non-thermal	21011	4.9L L6 4917cc 300 CID	1984	Base, XL; Exc.Air Cond	22061
6.4L V8 6391cc 390 CID	1964-1971	Thermal	22011	4.9L L6 4917cc 300 CID	1984	Base, XL; For A/C Belt	22061
6.6L V8 6555cc 400 CID	1971-1972	non-thermal	21011	4.9L L6 4917cc 300 CID	1985	Base, XL	22061
6.6L V8 6555cc 400 CID	1971-1972	Thermal	22011	4.9L L6 4917cc 300 CID	1986	Base, XL; Exc.Air Cond	22061
6.6L V8 6556cc 400 CID	1971-1972	non-thermal	21011	4.9L L6 4917cc 300 CID	1986	Base, XL; For A/C Belt	22061
6.6L V8 6556cc 400 CID	1971-1972	Thermal	22011	4.9L L6 4917cc 300 CID	1987-1990	Custom, XL	22161
7.0L V8 6997cc 427 CID	1964-1967		22012	4.9L L6 4917cc 300 CID	1991	Custom, XL; Exc.Air Cond	22161
7.0L V8 6997cc 427 CID	1968	non-thermal	21011	4.9L L6 4917cc 300 CID	1991	Custom, XL; For A/C Belt	22161
7.0L V8 6997cc 427 CID	1968	Thermal	22011	4.9L L6 4917cc 300 CID	1992-1996	Base, XL	22155
7.0L V8 7014cc 428 CID	1966-1967		22012	5.0L V8 302 CID	1975	Base, Chateau, Custom, Northland; non-thermal	21016
7.0L V8 7014cc 428 CID	1968-1970	non-thermal	21011	5.0L V8 302 CID	1979	Base, Chateau, Custom; non-thermal	21016
7.0L V8 7014cc 428 CID	1968-1970	Thermal	22011	5.0L V8 302 CID	1980-1981	Base, Chateau, Custom	22045
7.0L V8 7030cc 429 CID	1969-1972	non-thermal	21011	5.0L V8 302 CID	1982	Base, Chateau, Custom; To 02/01/1982	22045
7.0L V8 7030cc 429 CID	1969-1972	Thermal	22011	5.0L V8 302 CID	1982	Base, Chateau, Custom; From 02/01/1982	22054
7.5L V8 7539cc 460 CID	1972		22012	5.0L V8 302 CID	1983	Custom, XL; Exc.Air Cond	22011
CUSTOM 500				5.0L V8 302 CID	1983	Custom, XL; For A/C Belt	22054
5.8L V8 351 CID	1973-1977	non-thermal	21016	5.0L V8 302 CID	1983-1986	Exc.A/C	22016
5.8L V8 5752cc 351 CID	1973-1974	non-thermal	21016	5.0L V8 302 CID	1984-1986	Base, XL; Exc.Air Cond	22011
5.8L V8 5753cc 351 CID	1973-1974	non-thermal	21016	5.0L V8 302 CID	1984-1986	Base, XL; For A/C Belt	22054
6.6L V8 400 CID	1973-1977	non-thermal	21016	5.0L V8 302 CID	1987-1991	Custom, XL; Exc.Air Cond	22126
6.6L V8 6555cc 400 CID	1973-1974	non-thermal	21016	5.0L V8 302 CID	1987-1991	Custom, XL; For A/C Belt	22146
6.6L V8 6556cc 400 CID	1973-1974	non-thermal	21016	5.0L V8 302 CID	1992-1996	Base, XL; Exc.Air Cond	22126
7.0L V8 429 CID	1973	non-thermal	21016	5.0L V8 302 CID	1992-1996	Base, XL; For A/C Belt	22146
7.0L V8 7030cc 429 CID	1973	non-thermal	21016	5.4L V8 330 CID	1997-2000	Base, XL	22168
7.5L V8 460 CID	1973-1976	Base	22038	5.4L V8 330 CID	2001-2002	Base	22168
7.5L V8 7539cc 460 CID	1973-1974	Base	22038	5.8L V8 351 CID	1975-1978	Base, Chateau, Custom, Northland; non-thermal	21016
E-100 ECONOLINE				5.8L V8 351 CID	1979	Base, Chateau, Custom; non-thermal	21016
2.8L L6 2786cc 170 CID	1969-1971		22012	5.8L V8 351 CID	1980-1982	Base, Chateau, Custom	22045
3.9L L6 3933cc 240 CID	1969-1974		22012	5.8L V8 351 CID	1983	Custom, XL; Exc.Air Cond	22011
4.9L L6 4917cc 300 CID	1972-1974	Base, Club Wagon; non-thermal	21016	5.8L V8 351 CID	1983	Custom, XL; For A/C Belt, To 02/01/1982	22045
4.9L L6 4917cc 300 CID	1975-1978	Base, Chateau, Custom, Northland; non-thermal	21016	5.8L V8 351 CID	1983	Custom, XL; For A/C Belt, From 02/01/1982	22054
4.9L L6 4917cc 300 CID	1979	Base, Chateau, Custom; non-thermal	21016	5.8L V8 351 CID	1983-1987	Exc.A/C	22016
4.9L L6 4917cc 300 CID	1983	Custom, XL; Exc.Air Cond	22061	5.8L V8 351 CID	1984-1986	Base, XL; Exc.Air Cond	22011
4.9L L6 4917cc 300 CID	1983	Custom, XL; For A/C Belt	22061	5.8L V8 351 CID	1984-1986	Base, XL; For A/C Belt	22054
5.0L V8 302 CID	1969-1974	Base, Club Wagon; non-thermal	21016	5.8L V8 351 CID	1987-1986	Base, XL; Exc.Air Cond	22011
5.0L V8 302 CID	1975	Base, Chateau, Custom, Northland; non-thermal	21016	5.8L V8 351 CID	1987	Custom, XL; Exc.Air Cond	22045
5.0L V8 302 CID	1979	Base, Chateau, Custom; non-thermal	21016	5.8L V8 351 CID	1987	Custom, XL; For A/C Belt	22045
5.0L V8 302 CID	1980-1982	Base, Chateau, Custom	22045	5.8L V8 351 CID	1988-1991	Custom, XL; Exc.Air Cond	22126
5.0L V8 302 CID	1983	Custom, XL; Exc.Air Cond	22011	5.8L V8 351 CID	1988-1991	Custom, XL; For A/C Belt	22146
5.0L V8 302 CID	1983	Custom, XL; For A/C Belt	22054	5.8L V8 351 CID	1992-1996	Base, XL; Exc.Air Cond	22126
5.8L V8 351 CID	1975-1978	Base, Chateau, Custom, Northland; non-thermal	21016	5.8L V8 351 CID	1992-1996	Base, XL; For A/C Belt	22146
E-150 ECONOLINE CLUB WAGON				5.8L V8 351 CID	1992-1996	Base, XL; For A/C Belt	22146
4.2L V6 256 CID	1997	Chateau, Custom, XLT; Exc.Air Cond	22168				

FAN CLUTCHES

Engine	Years	Application Description	USMW	Engine	Years	Application Description	USMW
FORD (cont'd.)				FORD (cont'd.)			
E-150 ECONOLINE CLUB WAGON (cont'd.)				E-250 ECONOLINE (cont'd.)			
4.2L V6 256 CID	1997	Chateau, Custom, XLT; For A/C Belt	22168	5.0L V8 302 CID	1984-1986	Base, XL; Exc.Air Cond	22011
4.2L V6 256 CID	1998-2000	Chateau, Custom, XLT	22168	5.0L V8 302 CID	1984-1986	Base, XL; For A/C Belt	22054
4.2L V6 256 CID	2001-2002	Chateau, XL, XLT	22168	5.0L V8 302 CID	1987-1991	Custom, XL; Exc.Air Cond	22126
4.6L V8 281 CID	1997-2000	Chateau, Custom, XLT	22168	5.0L V8 302 CID	1987-1991	Custom, XL; For A/C Belt	22146
4.6L V8 281 CID	2001-2002	Chateau, XL, XLT	22168	5.4L V8 330 CID	1997-2000	Base, XL	22168
4.9L L6 4917cc 300 CID	1983	Custom, XL; Exc.Air Cond	22061	5.4L V8 330 CID	2001-2002	Base	22168
4.9L L6 4917cc 300 CID	1983	Custom, XL; For A/C Belt	22061	5.8L V8 351 CID	1975-1978	Base, Chateau, Custom, Northland; non-thermal	21016
4.9L L6 4917cc 300 CID	1984	Base, XL, XLT; Exc.Air Cond	22061	5.8L V8 351 CID	1979	Base, Chateau, Custom; non-thermal	21016
4.9L L6 4917cc 300 CID	1984	Base, XL, XLT; For A/C Belt	22061	5.8L V8 351 CID	1980-1982	Base, Chateau, Custom	22045
4.9L L6 4917cc 300 CID	1985-1986	Base, XL, XLT	22061	5.8L V8 351 CID	1983	Custom, XL; Exc.Air Cond	22011
4.9L L6 4917cc 300 CID	1987-1991	Custom, XL, XLT	22161	5.8L V8 351 CID	1983	Custom, XL; For A/C Belt, To 02/01/1982	22045
4.9L L6 4917cc 300 CID	1992-1996	Chateau, Custom, XLT	22155	5.8L V8 351 CID	1983	Custom, XL; For A/C Belt, From 02/01/1982	22054
5.0L V8 302 CID	1980-1981	Base, Chateau, Custom	22045	5.8L V8 351 CID	1983-1987	Exc.A/C	22016
5.0L V8 302 CID	1982	Base, Chateau, Custom; To 02/01/1982	22045	5.8L V8 351 CID	1984-1985	Base, XL; For A/C Belt	22054
5.0L V8 302 CID	1982	Base, Chateau, Custom; From 02/01/1982	22054	5.8L V8 351 CID	1984-1986	Base, XL; Exc.Air Cond	22011
5.0L V8 302 CID	1983	Custom, XL; Exc.Air Cond	22011	5.8L V8 351 CID	1986	Base, XL; For A/C Belt	22045
5.0L V8 302 CID	1983	Custom, XL; For A/C Belt	22054	5.8L V8 351 CID	1987	Custom, XL; Exc.Air Cond	22011
5.0L V8 302 CID	1983-1986	Exc.A/C	22016	5.8L V8 351 CID	1987	Custom, XL; For A/C Belt	22045
5.0L V8 302 CID	1984-1986	Base, XL, XLT; Exc.Air Cond	22011	5.8L V8 351 CID	1988-1991	Custom, XL; Exc.Air Cond	22126
5.0L V8 302 CID	1984-1986	Base, XL, XLT; For A/C Belt	22054	5.8L V8 351 CID	1988-1991	Custom, XL; For A/C Belt	22146
5.0L V8 302 CID	1987-1991	Custom, XL, XLT; Exc.Air Cond	22126	5.8L V8 351 CID	1992-1996	Base, XL; Exc.Air Cond	22126
5.0L V8 302 CID	1987-1991	Custom, XL, XLT; For A/C Belt	22146	5.8L V8 351 CID	1992-1996	Base, XL; For A/C Belt	22146
5.0L V8 302 CID	1992-1996	Chateau, Custom, XLT; Exc.Air Cond	22126	6.6L V8 400 CID	1980	Base, Chateau, Custom	22045
5.0L V8 302 CID	1992-1996	Chateau, Custom, XLT; For A/C Belt	22146	7.5L V8 460 CID	1975-1979		22012
5.4L V8 330 CID	1997-2000	Chateau, Custom, XLT	22168	7.5L V8 460 CID	1980	Base, Chateau, Custom	22052
5.4L V8 330 CID	2001-2002	Chateau, XL, XLT	22168	E-250 ECONOLINE CLUB WAGON			
5.8L V8 351 CID	1980-1982	Base, Chateau, Custom	22045	4.9L L6 4917cc 300 CID	1983	Custom, XL	22061
5.8L V8 351 CID	1983	Custom, XL; Exc.Air Cond	22011	4.9L L6 4917cc 300 CID	1984-1986	Base, XL, XLT	22061
5.8L V8 351 CID	1983	Custom, XL; For A/C Belt, To 02/01/1982	22045	4.9L L6 4917cc 300 CID	1987-1991	Custom, XL, XLT	22161
5.8L V8 351 CID	1983	Custom, XL; For A/C Belt, From 02/01/1982	22054	5.0L V8 302 CID	1980	Base, Chateau, Custom	22045
5.8L V8 351 CID	1983-1987	Exc.A/C	22016	5.8L V8 351 CID	1980-1982	Base, Chateau, Custom	22045
5.8L V8 351 CID	1984-1986	Base, XL, XLT; Exc.Air Cond	22011	5.8L V8 351 CID	1983	Custom, XL; Exc.Air Cond	22011
5.8L V8 351 CID	1984-1986	Base, XL, XLT; For A/C Belt	22054	5.8L V8 351 CID	1983	Custom, XL; For A/C Belt, To 02/01/1982	22045
5.8L V8 351 CID	1987	Custom, XL, XLT; Exc.Air Cond	22011	5.8L V8 351 CID	1983	Custom, XL; For A/C Belt, From 02/01/1982	22054
5.8L V8 351 CID	1987	Custom, XL, XLT; For A/C Belt	22045	5.8L V8 351 CID	1983-1987	Exc.A/C	22016
5.8L V8 351 CID	1988	Custom, XL, XLT; For A/C Belt	22146	5.8L V8 351 CID	1984-1985	Base, XL, XLT; For A/C Belt	22054
5.8L V8 351 CID	1988-1991	Custom, XL, XLT; Exc.Air Cond	22126	5.8L V8 351 CID	1984-1986	Base, XL, XLT; Exc.Air Cond	22011
5.8L V8 351 CID	1989	Custom, XL, XLT; For A/C Belt, From 03/01/1989	22146	5.8L V8 351 CID	1986	Base, XL, XLT; For A/C Belt	22045
5.8L V8 351 CID	1989	Custom, XL, XLT; For A/C Belt, To 03/01/1989	22146	5.8L V8 351 CID	1987	Custom, XL, XLT; Exc.Air Cond	22011
5.8L V8 351 CID	1990-1991	Custom, XL, XLT; For A/C Belt	22146	5.8L V8 351 CID	1987	Custom, XL, XLT; For A/C Belt	22045
5.8L V8 351 CID	1992-1996	Chateau, Custom, XLT; Exc.Air Cond	22126	5.8L V8 351 CID	1988	Custom, XL, XLT; For A/C Belt	22146
5.8L V8 351 CID	1992-1996	Chateau, Custom, XLT; For A/C Belt	22146	5.8L V8 351 CID	1988-1991	Custom, XL, XLT; Exc.Air Cond	22126
E-200 ECONOLINE				5.8L V8 351 CID	1989	Custom, XL, XLT; For A/C Belt, From 03/01/1989	22146
2.8L L6 170 CID	1969-1971		22012	5.8L V8 351 CID	1989	Custom, XL, XLT; For A/C Belt, To 03/01/1989	22146
3.9L L6 240 CID	1969-1974		22012	5.8L V8 351 CID	1990-1991	Custom, XL, XLT; For A/C Belt	22146
4.9L L6 4917cc 300 CID	1972-1973	Base; non-thermal	21016	6.6L V8 400 CID	1980-1982	Base, Chateau, Custom	22045
4.9L L6 4917cc 300 CID	1974	Base, Club Wagon; non-thermal	21016	6.9L V8 420 CID	1983	Custom, XL	22601
5.0L V8 302 CID	1969	Base, Club Wagon; non-thermal	21016	6.9L V8 420 CID	1984-1986	Base, XL, XLT	22601
5.0L V8 302 CID	1970	Base, Club Wagon, Custom Wagon; non-thermal	21016	6.9L V8 420 CID	1987	Custom, XL, XLT	22601
5.0L V8 302 CID	1971-1972	Base, Chateau Wagon, Club Wagon, Custom Wagon; non-thermal	21016	7.3L V8 445 CID	1988-1991	Custom, XL, XLT	22601
5.0L V8 302 CID	1973-1974	Base, Club Wagon, Custom Wagon; non-thermal	21016	7.5L V8 460 CID	1980-1982	Base, Chateau, Custom	22052
E-250				7.5L V8 460 CID	1983	Custom, XL	22052
4.2L V6 256 CID	2003	Base	22168	7.5L V8 460 CID	1984-1986	Base, XL, XLT	22060
4.6L V8 281 CID	2003-2014	Base	22168	7.5L V8 460 CID	1987-1991	Custom, XL, XLT	22060
5.4L V8 330 CID	2003-2014	Base	22168	E-300 ECONOLINE			
E-250 ECONOLINE				2.8L L6 170 CID	1969-1970		22012
4.2L V6 256 CID	1997-2000	Base, XL	22168	3.9L L6 240 CID	1969-1974		22012
4.2L V6 256 CID	2001-2002	Base	22168	4.9L L6 4917cc 300 CID	1972	Base, Club Wagon; non-thermal	21016
4.9L L6 4917cc 300 CID	1975-1978	Base, Chateau, Custom, Northland; non-thermal	21016	4.9L L6 4917cc 300 CID	1973-1974	Base; non-thermal	21016
4.9L L6 4917cc 300 CID	1979	Base, Chateau, Custom; non-thermal	21016	5.0L V8 302 CID	1969	Base, Club Wagon; non-thermal	21016
4.9L L6 4917cc 300 CID	1983	Custom, XL	22061	5.0L V8 302 CID	1970	Base, Chateau Wagon, Club Wagon; non-thermal	21016
4.9L L6 4917cc 300 CID	1984-1986	Base, XL	22061	5.0L V8 302 CID	1971-1972	Base, Chateau Wagon, Club Wagon, Custom Wagon; non-thermal	21016
4.9L L6 4917cc 300 CID	1987-1990	Custom, XL	22161	5.0L V8 302 CID	1973-1974	Base, Chateau Wagon, Club Wagon; non-thermal	21016
4.9L L6 4917cc 300 CID	1991	Custom, XL; Exc.Air Cond	22161	E-350 CLUB WAGON			
4.9L L6 4917cc 300 CID	1991	Custom, XL; For A/C Belt	22161	5.4L V8 330 CID	2003-2004	Chateau, XL, XLT; Exc.Air Cond	22168
4.9L L6 4917cc 300 CID	1992-1996	Base, XL	22155	5.4L V8 330 CID	2003-2004	Chateau, XL, XLT; For A/C Belt	22168
5.0L V8 302 CID	1975	Base, Chateau, Custom, Northland; non-thermal	21016	5.4L V8 330 CID	2005	Chateau, XL, XLT	22168
5.0L V8 302 CID	1979	Base, Chateau, Custom; non-thermal	21016	6.0L V8 363 CID	2004-2005	Chateau, XL, XLT	22332
5.0L V8 302 CID	1980-1981	Base, Chateau, Custom	22045	6.8L V10 415 CID	2003	Chateau, XL, XLT; Exc.Air Cond	22610
5.0L V8 302 CID	1982	Base, Chateau, Custom; To 02/01/1982	22045	6.8L V10 415 CID	2003	Chateau, XL, XLT; For A/C Belt	22610
5.0L V8 302 CID	1982	Base, Chateau, Custom; From 02/01/1982	22054	6.8L V10 415 CID	2005	Chateau, XL, XLT	22610
5.0L V8 302 CID	1983	Custom, XL; Exc.Air Cond	22011	7.3L V8 445 CID	2003	Chateau, XL, XLT	22612
5.0L V8 302 CID	1983	Custom, XL; For A/C Belt	22054	E-350 ECONOLINE			
5.0L V8 302 CID	1983-1986	Exc.A/C	22016	4.9L L6 4917cc 300 CID	1975-1978	Base, Chateau, Custom, Northland; non-thermal	21016
				4.9L L6 4917cc 300 CID	1979	Base, Chateau, Custom; non-thermal	21016



FAN CLUTCH APPLICATION GUIDE



Engine	Years	Application Description	USMW	Engine	Years	Application Description	USMW
FORD (cont'd.)				FORD (cont'd.)			
E-350 ECONOLINE (cont'd.)				E-350 ECONOLINE CLUB WAGON (cont'd.)			
4.9L L6 4917cc 300 CID	1983	Custom, XL	22061	5.8L V8 351 CID	1991	Custom, XL, XLT; For A/C Belt	22146
4.9L L6 4917cc 300 CID	1984-1986	Base, XL	22061	5.8L V8 351 CID	1992-1993	Chateau, Chateau HD, Custom, Custom HD, XLT, XLT HD; Exc.Air Cond	22126
4.9L L6 4917cc 300 CID	1987-1991	Custom, XL	22161	5.8L V8 351 CID	1992-1993	Chateau, Chateau HD, Custom, Custom HD, XLT, XLT HD; For A/C Belt	22146
4.9L L6 4917cc 300 CID	1992-1996	Base, XL	22155	5.8L V8 351 CID	1994-1996	Chateau, Chateau HD, Custom, XL HD, XLT, XLT HD; Exc.Air Cond	22126
5.0L V8 302 CID	1979	Base, Chateau, Custom; non-thermal	21016	5.8L V8 351 CID	1994-1996	Chateau, Chateau HD, Custom, XL HD, XLT, XLT HD; For A/C Belt	22146
5.0L V8 302 CID	1980-1981	Base, Chateau, Custom	22045	6.6L V8 400 CID	1980-1982	Base, Chateau, Custom	22045
5.0L V8 302 CID	1982	Base, Chateau, Custom; To 02/01/1982	22045	6.8L V10 415 CID	1997-1998	Chateau, Custom, XL HD, XLT, XLT HD	22610
5.0L V8 302 CID	1982	Base, Chateau, Custom; From 02/01/1982	22054	6.8L V10 415 CID	1999-2000	Chateau, Custom, XLT	22610
5.4L V8 330 CID	1997-1998	Base, XL	22168	6.8L V10 415 CID	2001-2002	Chateau, XL, XLT	22610
5.8L V8 351 CID	1975-1978	Base, Chateau, Custom, Northland; non-thermal	21016	6.9L V8 420 CID	1983	Custom, XL	22601
5.8L V8 351 CID	1979	Base, Chateau, Custom; non-thermal	21016	6.9L V8 420 CID	1984-1986	Base, XL, XLT	22601
5.8L V8 351 CID	1980-1982	Base, Chateau, Custom	22045	6.9L V8 420 CID	1987	Custom, XL, XLT	22601
5.8L V8 351 CID	1983	Custom, XL; Exc.Air Cond	22011	7.3L V8 445 CID	1988-1989	Custom, XL, XLT	22601
5.8L V8 351 CID	1983	Custom, XL; For A/C Belt, To 02/01/1982	22045	7.3L V8 445 CID	1990	Custom, XL	22601
5.8L V8 351 CID	1983	Custom, XL; For A/C Belt, From 02/01/1982	22054	7.3L V8 445 CID	1991	Custom, XL, XLT	22601
5.8L V8 351 CID	1983-1987	Exc.A/C	22016	7.3L V8 445 CID	1992	Chateau, Chateau HD, Custom, Custom HD, XLT, XLT HD; To 02/14/1992	22601
5.8L V8 351 CID	1984-1985	Base, XL; For A/C Belt	22054	7.3L V8 445 CID	1992	Chateau, Chateau HD, Custom, Custom HD, XLT, XLT HD; From 02/14/1992	22607
5.8L V8 351 CID	1984-1986	Base, XL; Exc.Air Cond	22011	7.3L V8 445 CID	1993	Chateau, Chateau HD, Custom, Custom HD, XLT, XLT HD	22609
5.8L V8 351 CID	1986	Base, XL; For A/C Belt	22045	7.3L V8 445 CID	1994-1996	Chateau, Chateau HD, Custom, XL HD, XLT, XLT HD	22609
5.8L V8 351 CID	1987	Custom, XL; Exc.Air Cond	22011	7.3L V8 445 CID	1997	Chateau, Custom, XL HD, XLT, XLT HD	22609
5.8L V8 351 CID	1987	Custom, XL; For A/C Belt	22045	7.3L V8 445 CID	1998	Chateau, Custom, XL HD, XLT, XLT HD	22612
5.8L V8 351 CID	1988	Custom, XL; For A/C Belt	22146	7.3L V8 445 CID	1999-2000	Chateau, Custom, XLT	22612
5.8L V8 351 CID	1988-1991	Custom, XL; Exc.Air Cond	22126	7.3L V8 445 CID	2001-2002	Chateau, XL, XLT	22612
5.8L V8 351 CID	1989	Custom, XL; For A/C Belt, From 03/01/1989	22146	7.5L V8 460 CID	1980-1982	Base, Chateau, Custom	22052
5.8L V8 351 CID	1989	Custom, XL; For A/C Belt, To 03/01/1989	22146	7.5L V8 460 CID	1983	Custom, XL	22052
5.8L V8 351 CID	1990-1991	Custom, XL; For A/C Belt	22146	7.5L V8 460 CID	1984-1986	Base, XL, XLT	22060
5.8L V8 351 CID	1992-1996	Base, XL; Exc.Air Cond	22126	7.5L V8 460 CID	1987-1989	Custom, XL, XLT	22060
5.8L V8 351 CID	1992-1996	Base, XL; For A/C Belt	22146	7.5L V8 460 CID	1990	Custom, XL	22060
6.6L V8 400 CID	1980-1982	Base, Chateau, Custom	22045	7.5L V8 460 CID	1991	Custom, XL, XLT	22060
6.8L V10 415 CID	1997-1998	Base, XL	22610	7.5L V8 460 CID	1992	Chateau, Chateau HD, Custom, Custom HD, XLT, XLT HD; To 02/14/1992	22052
6.9L V8 420 CID	1983	Custom, XL	22601	7.5L V8 460 CID	1992	Chateau, Chateau HD, Custom, Custom HD, XLT, XLT HD; From 02/14/1992	22607
6.9L V8 420 CID	1984-1986	Base, XL	22601	7.5L V8 460 CID	1993	Chateau, Chateau HD, Custom, Custom HD, XLT, XLT HD	22052
6.9L V8 420 CID	1987	Custom, XL	22601	7.5L V8 460 CID	1994-1996	Chateau, Chateau HD, Custom, XL HD, XLT, XLT HD	22052
7.3L V8 445 CID	1988-1991	Custom, XL	22601				
7.3L V8 445 CID	1992	Base, XL; To 02/14/1992	22601				
7.3L V8 445 CID	1992	Base, XL; From 02/14/1992	22607				
7.3L V8 445 CID	1993-1997	Base, XL	22609				
7.3L V8 445 CID	1998	Base, XL	22612				
7.5L V8 460 CID	1975-1979		22012				
7.5L V8 460 CID	1980-1982	Base, Chateau, Custom	22052				
7.5L V8 460 CID	1983	Custom, XL	22052				
7.5L V8 460 CID	1984-1986	Base, XL	22060				
7.5L V8 460 CID	1987-1991	Custom, XL	22060				
7.5L V8 460 CID	1992-1996	Base, XL	22052				
E-350 ECONOLINE CLUB WAGON				E-350 SUPER DUTY			
4.9L L6 4917cc 300 CID	1983	Custom, XL	22061	5.4L V8 330 CID	1999-2000	Base, XL	22168
4.9L L6 4917cc 300 CID	1984-1986	Base, XL, XLT	22061	5.4L V8 330 CID	2001-2005	Base	22168
4.9L L6 4917cc 300 CID	1987-1989	Custom, XL, XLT	22161	5.4L V8 330 CID	2006-2007	Base, XL, XLT	22168
4.9L L6 4917cc 300 CID	1990	Custom, XL	22161	5.4L V8 330 CID	2008	Base, XL; Exc.Air Cond	22168
4.9L L6 4917cc 300 CID	1991	Custom, XL, XLT	22161	5.4L V8 330 CID	2008	Base, XL; For A/C Belt	22168
4.9L L6 4917cc 300 CID	1992-1993	Chateau, Chateau HD, Custom, Custom HD, XLT, XLT HD	22155	5.4L V8 330 CID	2008	XLT	22168
4.9L L6 4917cc 300 CID	1994-1995	Chateau, Chateau HD, Custom, XL HD, XLT, XLT HD	22155	5.4L V8 330 CID	2009-2012	Base, XL, XLT; Exc.Air Cond	22168
4.9L L6 4917cc 300 CID	1996	Chateau, Chateau HD, Custom, XL HD, XLT HD	22155	5.4L V8 330 CID	2009-2012	Base, XL, XLT; For A/C Belt	22168
5.0L V8 302 CID	1980	Base, Chateau, Custom	22045	5.4L V8 330 CID	2013-2014	Base, XL, XLT	22168
5.4L V8 330 CID	1997-1998	Chateau, Custom, XL HD, XLT, XLT HD	22168	5.4L V8 330 CID	2015-2016	Base	22168
5.4L V8 330 CID	1999-2000	Chateau, Custom, XLT	22168	5.4L V8 330 CID	2016	Base; A/C	22168
5.4L V8 330 CID	2001-2002	Chateau, XL, XLT	22168	5.4L V8 330 CID	2016	Base; Exc.A/C	22168
5.8L V8 351 CID	1980-1982	Base, Chateau, Custom	22045	6.0L V8 363 CID	2004-2005	Base	22332
5.8L V8 351 CID	1983	Custom, XL; Exc.Air Cond	22011	6.0L V8 363 CID	2006-2008	Base, XL, XLT	22332
5.8L V8 351 CID	1983	Custom, XL; For A/C Belt, To 02/01/1982	22045	6.0L V8 363 CID	2009	Base, XLT	22332
5.8L V8 351 CID	1983	Custom, XL; For A/C Belt, From 02/01/1982	22054	6.0L V8 363 CID	2010	Base, XL, XLT	22332
5.8L V8 351 CID	1983-1987	Exc.A/C	22016	6.8L V10 415 CID	1999-2000	Base, XL	22610
5.8L V8 351 CID	1984-1985	Base, XL, XLT; For A/C Belt	22054	6.8L V10 415 CID	2001-2005	Base	22610
5.8L V8 351 CID	1984-1986	Base, XL, XLT; Exc.Air Cond	22011	6.8L V10 415 CID	2006	Base, XL, XLT	22610
5.8L V8 351 CID	1986	Base, XL, XLT; For A/C Belt	22045	6.8L V10 415 CID	2007	Base, XL, XLT; Exc.Air Cond	22610
5.8L V8 351 CID	1987	Custom, XL, XLT; Exc.Air Cond	22011	6.8L V10 415 CID	2007	Base, XL, XLT; For A/C Belt, To 10/16/06	22610
5.8L V8 351 CID	1987	Custom, XL, XLT; For A/C Belt	22045	6.8L V10 415 CID	2007	Base, XL, XLT; For A/C Belt, From 10/16/06	22634
5.8L V8 351 CID	1988	Custom, XL, XLT; For A/C Belt	22146	6.8L V10 415 CID	2008	Base; Exc.Air Cond	22610
5.8L V8 351 CID	1988-1989	Custom, XL, XLT; Exc.Air Cond	22126	6.8L V10 415 CID	2008	Base; For A/C Belt	22634
5.8L V8 351 CID	1989	Custom, XL, XLT; For A/C Belt, From 03/01/1989	22146	6.8L V10 415 CID	2009	Base, XL; Exc.Air Cond	22610
5.8L V8 351 CID	1989	Custom, XL, XLT; For A/C Belt, To 03/01/1989	22146	6.8L V10 415 CID	2009	Base, XL; For A/C Belt	22634
5.8L V8 351 CID	1990	Custom, XL; Exc.Air Cond	22126	6.8L V10 415 CID	2010-2013	Base, XL, XLT; For A/C Belt	22634
5.8L V8 351 CID	1990	Custom, XL; For A/C Belt	22146	6.8L V10 415 CID	2010-2014	Base, XL, XLT; Exc.Air Cond	22610
5.8L V8 351 CID	1991	Custom, XL, XLT; Exc.Air Cond	22126	6.8L V10 415 CID	2014	Base, XL, XLT; A/C	22634
				6.8L V10 415 CID	2015	Base; Exc.Air Cond	22610
				6.8L V10 415 CID	2015	Base; A/C	22634
				6.8L V10 415 CID	2016-2018	Base	22634
				7.3L V8 445 CID	1999-2000	Base, XL	22612

FAN CLUTCHES

Engine	Years	Application Description	USMW	Engine	Years	Application Description	USMW
FORD (cont'd.)				FORD (cont'd.)			
E-350 SUPER DUTY (cont'd.)				EXPLORER (cont'd.)			
7.3L V8 445 CID	2001-2003	Base	22612	4.0L V6 245 CID	1993	Eddie Bauer, Limited, Sport, XL, XLT; Max Cooling (A/C)	22166
E-450 ECONOLINE SUPER DUTY				4.0L V6 245 CID	1993	Eddie Bauer, Limited, Sport, XL, XLT; Exc.Max Cooling, For A/C Belt	22167
5.4L V8 330 CID	2000-2002	Custom	22168	4.0L V6 245 CID	1993-1994	Eddie Bauer, Limited, Sport, XL, XLT; Exc.Air Cond	22167
6.8L V10 415 CID	2000-2002	Custom	22610	4.0L V6 245 CID	1994	Eddie Bauer; Automatic transmission	22166
7.3L V8 445 CID	2000-2002	Custom	22612	4.0L V6 245 CID	1994	Limited, Sport, XL, XLT; A/C, Automatic transmission	22166
7.3L V8 445 CID	2000-2002	Custom, Medium/Heavy Duty	22612	4.0L V6 245 CID	1994	Eddie Bauer, Sport, XL, XLT; For A/C Belt, Standard Transmission	22167
E-450 SUPER DUTY				4.0L V6 245 CID	1995	Eddie Bauer, Expedition, Limited, Sport, XL, XLT	22166
5.4L V8 330 CID	2003	Custom	22168	4.0L V6 245 CID	1996-1998	Eddie Bauer, Limited, Sport, XL, XLT	22166
5.4L V8 330 CID	2004	Base	22168	4.0L V6 245 CID	1999	Eddie Bauer, Limited, Sport, XL, XLS, XLT	22166
5.4L V8 330 CID	2006-2016	Base	22168	4.0L V6 245 CID	2000	Eddie Bauer, Limited, Postal, Sport, XL Fleet, XLS, XLT	22166
5.4L V8 330 CID	2015-2016	Base; A/C	22168	4.0L V6 245 CID	2001	Eddie Bauer, Limited, Postal, XL Fleet, XLS, XLT	22166
5.4L V8 330 CID	2015-2016	Base; Exc.A/C	22168	4.0L V6 245 CID	2002-2003	Eddie Bauer, Limited, Postal, XLS, XLT	22139
6.0L V8 363 CID	2004-2010	Base	22332	4.0L V6 245 CID	2004	Eddie Bauer, Limited, NBX, XLS, XLS Sport, XLT, XLT Sport	22139
6.8L V10 415 CID	2003	Custom	22610	4.0L V6 245 CID	2005	Eddie Bauer, Limited, XLS, XLS Sport, XLT, XLT Sport	22139
6.8L V10 415 CID	2004-2006	Base	22610	4.0L V6 245 CID	2006	Eddie Bauer, Limited, XLS, XLT	22337
6.8L V10 415 CID	2007-2015	Base; Exc.A/C	22610	4.0L V6 245 CID	2007-2010	Eddie Bauer, Limited, XLT	22337
6.8L V10 415 CID	2007-2016	Base; A/C	22634	4.6L V8 281 CID	2002-2003	Eddie Bauer, Limited, XLT	22139
6.8L V10 415 CID	2015	Base	22634	4.6L V8 281 CID	2004	Eddie Bauer, Limited, NBX, XLT, XLT Sport	22139
6.8L V10 415 CID	2015	Base; A/C (To 04/06/2015)	22634	4.6L V8 281 CID	2005	Eddie Bauer, Limited, XLT, XLT Sport	22139
6.8L V10 415 CID	2017	Base	22634	4.6L V8 281 CID	2006-2009	Eddie Bauer, Limited, XLT	22337
7.3L V8 445 CID	2003	Custom	22612	4.6L V8 281 CID	2010	Eddie Bauer, Limited	22337
7.3L V8 445 CID	2003	Custom, Medium/Heavy Duty	22612	5.0L V8 302 CID	1996-1998	Eddie Bauer, Limited, XLT	22615
E-550 ECONOLINE SUPER DUTY				5.0L V8 302 CID	1999	Eddie Bauer, Limited, XLS, XLT	22615
6.8L V10 415 CID	2002	Custom	22610	5.0L V8 302 CID	2000-2001	Eddie Bauer, Limited, XLT	22615
7.3L V8 445 CID	2002	Custom	22612	EXPLORER SPORT TRAC			
7.3L V8 445 CID	2002	Custom, Medium/Heavy Duty	22612	4.0L V6 245 CID	2001	Base	22166
E-550 SUPER DUTY				4.0L V6 245 CID	2002	XL	22166
6.8L V10 415 CID	2003	Custom	22610	4.0L V6 245 CID	2003-2004	XLS, XLT	22166
7.3L V8 445 CID	2003	Custom	22612	4.0L V6 245 CID	2005	Adrenalin, XLS, XLT	22166
7.3L V8 445 CID	2003	Custom, Medium/Heavy Duty	22612	4.0L V6 245 CID	2007-2010	Limited, XLT	22337
ECONOLINE				4.6L V8 281 CID	2007-2010	Limited, XLT	22337
2.8L L6 170 CID	1962-1966		22038	4.6L V8 281 CID	2007-2010	Limited, XLT	22337
ECONOLINE SUPER DUTY				F53			
5.4L V8 330 CID	1997-1999	Custom	22168	6.8L V10 415 CID	2011-2018	Base	22634
5.8L V8 351 CID	1996	Custom	22609	F59			
5.8L V8 351 CID	1996	Custom, Medium/Heavy Duty	22609	6.8L V10 415 CID	2014-2018	Base	22634
6.8L V10 415 CID	1997-1998	Custom	22610	7.3L V8 445 CID	1993-1994	Medium/Heavy Duty, Naturally Aspirated, XL	22607
6.8L V10 415 CID	1999	Base, Custom	22610	7.3L V8 445 CID	1993-1994	Medium/Heavy Duty, Turbocharged, XL	22607
7.3L V8 445 CID	1996-1997	Custom	22609	7.3L V8 445 CID	1993-1994	XL	22607
7.3L V8 445 CID	1996-1997	Custom, Medium/Heavy Duty	22609	7.3L V8 445 CID	1993-1994	Medium/Heavy Duty, Turbocharged, XL	22607
7.3L V8 445 CID	1998	Custom	22612	7.3L V8 445 CID	1994	Medium/Heavy Duty, Turbocharged, XL	22609
7.3L V8 445 CID	1998-1999	Custom, Medium/Heavy Duty	22612	F600			
7.3L V8 445 CID	1999	Base, Custom	22612	5.9L L6 359 CID	1993-1994		22623
7.3L V8 445 CID	1999	Base, Medium/Heavy Duty	22612	6.1L V8 370 CID	1983-1991		22623
7.5L V8 460 CID	1996	Custom	22052	6.6L L6 401 CID	1986-1993		22623
ELITE				7.0L V8 429 CID	1983-1994		22623
7.5L V8 460 CID	1975-1976		22052	7.8L L6 473 CID	1987-1989		22623
EXCURSION				8.2L V8 501 CID	1983-1987		22623
5.4L V8 330 CID	2000-2002	Limited, XLT	22159	F700			
5.4L V8 330 CID	2003	Eddie Bauer, Limited, XLT	22159	6.1L V8 370 CID	1983-1989		22623
5.4L V8 330 CID	2004-2005	Eddie Bauer, Limited, XLS, XLT	22159	6.6L L6 401 CID	1986-1989		22623
6.0L V8 363 CID	2003	Eddie Bauer, Limited, XLT	22332	7.0L V8 429 CID	1983-1998		22623
6.0L V8 363 CID	2004-2005	Eddie Bauer, Limited, XLS, XLT	22332	7.8L L6 473 CID	1987-1989		22623
6.8L V10 415 CID	2000-2002	Limited, XLT	22610	8.2L V8 501 CID	1983-1987		22623
6.8L V10 415 CID	2003	Eddie Bauer, Limited, XLT	22610	F100			
6.8L V10 415 CID	2004-2005	Eddie Bauer, Limited, XLS, XLT	22610	3.8L V6 232 CID	1982	Custom, XL, XLS, XLT Lariat	22126
7.3L V8 445 CID	2000-2002	Limited, XLT	22611	3.8L V6 232 CID	1983	Base, XL, XLS, XLT Lariat	22126
7.3L V8 445 CID	2003	Eddie Bauer, Limited, XLT	22611	4.9L L6 4917cc 300 CID	1982	Custom, XL, XLS, XLT Lariat	22126
EXPEDITION				4.9L L6 4917cc 300 CID	1983	Base, XL, XLS, XLT Lariat	22061
4.6L V8 281 CID	1997-2003	Eddie Bauer, XLT	22168	5.0L V8 302 CID	1980-1981	Custom, Ranger, Ranger Lariat, Ranger XLT	22045
4.6L V8 281 CID	2004	Eddie Bauer, NBX, XLS, XLT, XLT Sport	22168	5.0L V8 302 CID	1982	Custom, XL, XLS, XLT Lariat	22045
5.4L V8 330 CID	1997-2003	Eddie Bauer, XLT	22168	5.0L V8 302 CID	1983	Base, XL, XLS, XLT Lariat; Exc.Air Cond	22011
5.4L V8 330 CID	2004	Eddie Bauer, NBX, XLT, XLT Sport	22168	5.0L V8 302 CID	1983	Exc.A/C	22016
5.4L V8 330 CID	2005	Eddie Bauer, Limited, XLS, XLT	22168	5.0L V8 302 CID	1983	Base, XL, XLS, XLT Lariat; For A/C Belt	22054
5.4L V8 330 CID	2006	Eddie Bauer, King Ranch, Limited, XLS, XLT, XLT Sport	22168	F150			
5.4L V8 330 CID	2007	Eddie Bauer, EL Eddie Bauer, EL Limited, EL XLT, Limited, XLT	22338	4.2L V6 256 CID	1997-2000	Base, XL, XLT	22159
5.4L V8 330 CID	2008	Eddie Bauer, EL Eddie Bauer, EL King Ranch, EL Limited, EL XLT, Funkmaster Flex Edition, King Ranch, Limited, XLT	22338	4.2L V6 256 CID	2001-2003	XL, XLT	22159
5.4L V8 330 CID	2009	Eddie Bauer, EL Eddie Bauer, EL King Ranch, EL Limited, EL XLT, King Ranch, Limited, XLT	22334	4.2L V6 256 CID	2005-2007	STX, XL, XLT	22159
EXPLORER							
4.0L V6 245 CID	1991-1992	Eddie Bauer, Sport, XL, XLT; Max Cooling (A/C)	22166				
4.0L V6 245 CID	1991-1992	Eddie Bauer, Sport, XL, XLT; Exc.Air Cond	22167				
4.0L V6 245 CID	1991-1992	Eddie Bauer, Sport, XL, XLT; Exc.Max Cooling, For A/C Belt	22167				

Engine	Years	Application Description	USMW	Engine	Years	Application Description	USMW
FORD (cont'd.)				FORD (cont'd.)			
F-150 (cont'd.)				F-150 (cont'd.)			
4.2L V6 256 CID	2008	STX, XL, XLT; Exc.Air Cond	22159	5.8L V8 351 CID	1995	Eddie Bauer, Lightning, Special, XL, XLT; For A/C Belt	22146
4.2L V6 256 CID	2008	STX, XL, XLT; For A/C Belt	22159	5.8L V8 351 CID	1996	Eddie Bauer, Special, XL, XLT; Exc.Air Cond	22126
4.6L V8 281 CID	1997-2000	Base, Lariat, XL, XLT	22168	5.8L V8 351 CID	1996	Eddie Bauer, Special, XL, XLT; For A/C Belt	22146
4.6L V8 281 CID	2001-2003	King Ranch, Lariat, XL, XLT	22168	5.9L V8 360 CID	1976		22011
4.6L V8 281 CID	2004-2006	STX, XL, XLT	22168	6.6L V8 400 CID	1977-1979		22054
4.6L V8 281 CID	2007	STX, XL, XLT; Mechanical	22168	7.5L V8 460 CID	1975-1979		22052
4.6L V8 281 CID	2007	STX, XL, XLT; Electric	22338	F-150 HERITAGE			
4.6L V8 281 CID	2008	FX2, STX, THE 60TH ANNIVERSARY EDITION, XL, XLT; Mechanical	22168	4.2L V6 256 CID	2004	XL, XLT	22159
4.6L V8 281 CID	2008	STX, THE 60TH ANNIVERSARY EDITION, XL, XLT; Electric	22338	4.6L V8 281 CID	2004	XL, XLT	22168
4.6L V8 281 CID	2009-2010	STX, XL, XLT	22334	5.4L V8 330 CID	2004	SVT Lightning, XL, XLT	22168
4.9L L6 4917cc 300 CID	1977-1979		22011	F-250			
4.9L L6 4917cc 300 CID	1983	Base, XL, XLS, XLT	22061	4.6L V8 281 CID	1997-1999	Base, Lariat, XL, XLT	22168
4.9L L6 4917cc 300 CID	1984	Base, XL, XLT	22061	4.9L L6 4917cc 300 CID	1975	Custom, Northland, Ranger, Ranger XLT; non-thermal	21016
4.9L L6 4917cc 300 CID	1985-1986	Base, XL, XLT Lariat	22061	4.9L L6 4917cc 300 CID	1976	Base, Custom, Northland, Ranger, Ranger XLT; non-thermal	21016
4.9L L6 4917cc 300 CID	1987-1992	Custom, XL, XLT Lariat	22161	4.9L L6 4917cc 300 CID	1977	Base, Custom, Northland, Ranger, Ranger XLT, XLT; non-thermal	21016
4.9L L6 4917cc 300 CID	1993-1994	XL, XLT	22155	4.9L L6 4917cc 300 CID	1978	Base, Custom, Northland, Ranger, Ranger Lariat, Ranger XLT; non-thermal	21016
4.9L L6 4917cc 300 CID	1995-1996	Eddie Bauer, Special, XL, XLT	22155	4.9L L6 4917cc 300 CID	1979	Custom, Ranger, Ranger Lariat, Ranger XLT; non-thermal	21016
5.0L V8 302 CID	1976-1977	W/O AIR	22011	4.9L L6 4917cc 300 CID	1983	Base, XL, XLS, XLT	22061
5.0L V8 302 CID	1976-1977	Air Cond	22045	4.9L L6 4917cc 300 CID	1984	Base, XL, XLT	22061
5.0L V8 302 CID	1978	Base, Custom, Northland, Ranger, Ranger Lariat, Ranger XLT	22045	4.9L L6 4917cc 300 CID	1985-1986	Base, XL, XLT Lariat	22061
5.0L V8 302 CID	1979-1981	Custom, Ranger, Ranger Lariat, Ranger XLT	22045	4.9L L6 4917cc 300 CID	1987-1992	Custom, XL, XLT Lariat	22161
5.0L V8 302 CID	1982	Custom, XL, XLS, XLT Lariat	22045	4.9L L6 4917cc 300 CID	1993-1994	XL, XLT	22155
5.0L V8 302 CID	1983	Base, XL, XLS, XLT; Exc.Air Cond	22011	4.9L L6 4917cc 300 CID	1995-1996	Eddie Bauer, Special, XL, XLT	22155
5.0L V8 302 CID	1983	Base, XL, XLS, XLT; For A/C Belt	22054	5.0L V8 302 CID	1977	Base, Custom, Northland, Ranger, Ranger XLT, XLT; non-thermal	21016
5.0L V8 302 CID	1983-1986	Exc.A/C	22016	5.0L V8 302 CID	1978	Base, Custom, Northland, Ranger, Ranger Lariat, Ranger XLT; non-thermal	21016
5.0L V8 302 CID	1984	Base, XL, XLT; Exc.Air Cond	22011	5.0L V8 302 CID	1980-1981	Custom, Ranger, Ranger Lariat, Ranger XLT	22045
5.0L V8 302 CID	1984	Base, XL, XLT; For A/C Belt	22054	5.0L V8 302 CID	1982	Custom, XL, XLS, XLT Lariat	22045
5.0L V8 302 CID	1985-1986	Base, XL, XLT Lariat; Exc.Air Cond	22011	5.0L V8 302 CID	1983	Base, XL, XLS, XLT; Exc.Air Cond	22011
5.0L V8 302 CID	1985-1986	Base, XL, XLT Lariat; For A/C Belt	22054	5.0L V8 302 CID	1983-1986	Base, XL, XLS, XLT; For A/C Belt	22016
5.0L V8 302 CID	1987-1992	Custom, XL, XLT Lariat; Exc.Air Cond	22126	5.0L V8 302 CID	1984	Exc.A/C	22016
5.0L V8 302 CID	1987-1992	Custom, XL, XLT Lariat; For A/C Belt	22146	5.0L V8 302 CID	1984	Base, XL, XLT; Exc.Air Cond	22011
5.0L V8 302 CID	1993-1994	XL, XLT; Exc.Air Cond	22126	5.0L V8 302 CID	1984	Base, XL, XLT; For A/C Belt	22054
5.0L V8 302 CID	1993-1994	XL, XLT; For A/C Belt	22146	5.0L V8 302 CID	1985-1986	Base, XL, XLT Lariat; Exc.Air Cond	22011
5.0L V8 302 CID	1995-1996	Eddie Bauer, Special, XL, XLT; Exc.Air Cond	22126	5.0L V8 302 CID	1985-1986	Base, XL, XLT Lariat; For A/C Belt	22054
5.0L V8 302 CID	1995-1996	Eddie Bauer, Special, XL, XLT; For A/C Belt	22146	5.0L V8 302 CID	1987-1989	Custom, XL, XLT Lariat; Exc.Air Cond	22126
5.4L V8 330 CID	1997-1999	Base, Lariat, XL, XLT	22168	5.0L V8 302 CID	1987-1989	Custom, XL, XLT Lariat; For A/C Belt	22146
5.4L V8 330 CID	1999-2000	Lightning	22610	5.0L V8 302 CID	1991-1992	Custom, XL, XLT Lariat; Exc.Air Cond	22126
5.4L V8 330 CID	2000	Base, Harley-Davidson Edition, Lariat, XL, XLT	22168	5.0L V8 302 CID	1991-1992	Custom, XL, XLT Lariat; For A/C Belt	22146
5.4L V8 330 CID	2001-2003	Harley-Davidson Edition, King Ranch, Lariat, Lightning, XL, XLT	22168	5.0L V8 302 CID	1993-1994	XL, XLT; Exc.Air Cond	22126
5.4L V8 330 CID	2004	FX4, Lariat, XL, XLT	22168	5.0L V8 302 CID	1993-1994	XL, XLT; For A/C Belt	22146
5.4L V8 330 CID	2005	FX4, King Ranch, Lariat, XL, XLT	22168	5.0L V8 302 CID	1995-1996	Eddie Bauer, Special, XL, XLT; Exc.Air Cond	22126
5.4L V8 330 CID	2006	FX4, Harley-Davidson Edition, King Ranch, Lariat, XL, XLT	22168	5.0L V8 302 CID	1995-1996	Eddie Bauer, Special, XL, XLT; For A/C Belt	22146
5.4L V8 330 CID	2007	FX2, FX4, Harley-Davidson Edition, King Ranch, Lariat, XL, XLT; Mechanical	22168	5.4L V8 330 CID	1997-1999	Base, Lariat, XL, XLT	22168
5.4L V8 330 CID	2007	FX2, FX4, Harley-Davidson Edition, King Ranch, Lariat, XL, XLT; Electric	22338	5.4L V8 330 CID	2000-2001	4 Bolt	22604
5.4L V8 330 CID	2007	FX2, FX4, Harley-Davidson Edition, King Ranch, Lariat, Limited, THE 60TH ANNIVERSARY EDITION, XL, XLT; Mechanical	22168	5.8L V8 351 CID	1977	Base, Custom, Northland, Ranger, Ranger XLT, XLT; non-thermal	21016
5.4L V8 330 CID	2008	FX2, FX4, Harley-Davidson Edition, King Ranch, Lariat, Limited, THE 60TH ANNIVERSARY EDITION, XL, XLT; Electric	22338	5.8L V8 351 CID	1978	Base, Custom, Northland, Ranger, Ranger Lariat, Ranger XLT; non-thermal	21016
5.4L V8 330 CID	2008	XL, XLT	22338	5.8L V8 351 CID	1979	Custom, Ranger, Ranger Lariat, Ranger XLT; non-thermal	21016
5.4L V8 330 CID	2009	FX4, King Ranch, Lariat, Platinum, XL, XLT	22334	5.8L V8 351 CID	1980-1981	Custom, Ranger, Ranger Lariat, Ranger XLT	22045
5.4L V8 330 CID	2010	FX2, FX4, Harley-Davidson Edition, King Ranch, Lariat, Platinum, SVT Raptor, XL, XLT	22334	5.8L V8 351 CID	1982	Custom, XL, XLS, XLT Lariat	22045
5.8L V8 351 CID	1978-1979	W/O AIR	22011	5.8L V8 351 CID	1983	Base, XL, XLS, XLT; Exc.Air Cond	22011
5.8L V8 351 CID	1978-1979	Air Cond	22045	5.8L V8 351 CID	1983	Base, XL, XLS, XLT; For A/C Belt	22045
5.8L V8 351 CID	1980-1981	Custom, Ranger, Ranger Lariat, Ranger XLT	22045	5.8L V8 351 CID	1983-1987	Exc.A/C	22016
5.8L V8 351 CID	1982	Custom, XL, XLS, XLT Lariat	22045	5.8L V8 351 CID	1984	Base, XL, XLT; Exc.Air Cond	22011
5.8L V8 351 CID	1983	Base, XL, XLS, XLT; Exc.Air Cond	22011	5.8L V8 351 CID	1984	Base, XL, XLT; For A/C Belt	22045
5.8L V8 351 CID	1983	Base, XL, XLS, XLT; For A/C Belt	22045	5.8L V8 351 CID	1985-1986	Base, XL, XLT Lariat; Exc.Air Cond	22011
5.8L V8 351 CID	1983-1987	Exc.A/C	22016	5.8L V8 351 CID	1985-1986	Base, XL, XLT Lariat; For A/C Belt	22045
5.8L V8 351 CID	1984	Base, XL, XLT; Exc.Air Cond	22011	5.8L V8 351 CID	1987	Custom, XL, XLT Lariat; Exc.Air Cond	22011
5.8L V8 351 CID	1984	Base, XL, XLT; For A/C Belt	22045	5.8L V8 351 CID	1987	Custom, XL, XLT Lariat; For A/C Belt	22045
5.8L V8 351 CID	1985-1986	Base, XL, XLT Lariat; Exc.Air Cond	22011	5.8L V8 351 CID	1988-1992	Custom, XL, XLT Lariat; Exc.Air Cond	22126
5.8L V8 351 CID	1985-1986	Base, XL, XLT Lariat; For A/C Belt	22045	5.8L V8 351 CID	1988-1992	Custom, XL, XLT Lariat; For A/C Belt	22146
5.8L V8 351 CID	1987	Custom, XL, XLT Lariat; Exc.Air Cond	22011	5.8L V8 351 CID	1993-1994	XL, XLT; Exc.Air Cond	22126
5.8L V8 351 CID	1987	Custom, XL, XLT Lariat; For A/C Belt	22045	5.8L V8 351 CID	1993-1994	XL, XLT; For A/C Belt	22146
5.8L V8 351 CID	1988-1992	Custom, XL, XLT Lariat; Exc.Air Cond	22126	5.8L V8 351 CID	1995-1996	Eddie Bauer, Special, XL, XLT; Exc.Air Cond	22126
5.8L V8 351 CID	1988-1992	Custom, XL, XLT Lariat; For A/C Belt	22146	5.8L V8 351 CID	1995-1996	Eddie Bauer, Special, XL, XLT; For A/C Belt	22146
5.8L V8 351 CID	1993-1994	Lightning, XL, XLT; Exc.Air Cond	22126	5.9L V8 360 CID	1975	Custom, Northland, Ranger, Ranger XLT; non-thermal	21016
5.8L V8 351 CID	1993-1994	Lightning, XL, XLT; For A/C Belt	22146	5.9L V8 360 CID	1976	Base, Custom, Northland, Ranger, Ranger XLT; non-thermal	21016
5.8L V8 351 CID	1995	Eddie Bauer, Lightning, Special, XL, XLT; Exc.Air Cond	22126				



FAN CLUTCH APPLICATION GUIDE



Engine	Years	Application Description	USMWW	Engine	Years	Application Description	USMWW
FORD (cont'd.)				FORD (cont'd.)			
F-250 (cont'd.)				F-350 (cont'd.)			
6.4L V8 390 CID	1975	Custom, Northland, Ranger, Ranger XLT; non-thermal	21016	4.9L L6 4917cc 300 CID	1977	Base, Custom, Northland, Ranger, Ranger XLT, XLT; non-thermal	21016
6.4L V8 390 CID	1976	Base, Custom, Northland, Ranger, Ranger XLT; non-thermal	21016	4.9L L6 4917cc 300 CID	1978	Base, Custom, Northland, Ranger, Ranger Lariat, Ranger XLT; non-thermal	21016
6.6L V8 400 CID	1977-1979		22054	4.9L L6 4917cc 300 CID	1979	Custom, Ranger, Ranger Lariat, Ranger XLT; non-thermal	21016
6.6L V8 400 CID	1980-1981	Custom, Ranger, Ranger Lariat, Ranger XLT	22045	4.9L L6 4917cc 300 CID	1983	Base, XL, XLS, XLT	22061
6.6L V8 400 CID	1982	Custom, XL, XLS, XLT Lariat	22045	4.9L L6 4917cc 300 CID	1984	Base, XL, XLT	22061
6.9L V8 420 CID	1983	Base, XL, XLS, XLT	22601	4.9L L6 4917cc 300 CID	1985-1986	Base, XL, XLT Lariat	22061
6.9L V8 420 CID	1984	Base, XL, XLT	22601	4.9L L6 4917cc 300 CID	1987-1989	Custom, XL, XLT Lariat	22161
6.9L V8 420 CID	1985-1986	Base, XL, XLT Lariat	22601	4.9L L6 4917cc 300 CID	1993-1994	XL, XLT	22155
6.9L V8 420 CID	1987	Custom, XL, XLT Lariat	22601	5.0L V8 302 CID	1975	Custom, Northland, Ranger, Ranger XLT; non-thermal	21016
7.3L V8 445 CID	1988-1991	Custom, XL, XLT Lariat	22601	5.0L V8 302 CID	1975		22052
7.3L V8 445 CID	1992	Custom, XL, XLT Lariat; To 02/14/1992	22601	5.0L V8 302 CID	1976	Base, Custom, Northland, Ranger, Ranger XLT; non-thermal	21016
7.3L V8 445 CID	1992	Custom, XL, XLT Lariat; From 02/14/1992	22607	5.0L V8 302 CID	1977	Base, Custom, Northland, Ranger, Ranger XLT, XLT; non-thermal	21016
7.3L V8 445 CID	1993	XL, XLT	22607	5.0L V8 302 CID	1977-1978		22052
7.3L V8 445 CID	1995-1996	Eddie Bauer, Special, XL, XLT	22609	5.0L V8 302 CID	1978	Base, Custom, Northland, Ranger, Ranger Lariat, Ranger XLT; non-thermal	21016
7.5L V8 460 CID	1975-1979		22052	5.0L V8 302 CID	1999-2009		22604
7.5L V8 460 CID	1983	Base, XL, XLS, XLT	22052	5.8L V8 351 CID	1977	Base, Custom, Northland, Ranger, Ranger XLT, XLT; non-thermal	21016
7.5L V8 460 CID	1984	Base, XL, XLT	22052	5.8L V8 351 CID	1978	Base, Custom, Northland, Ranger, Ranger Lariat, Ranger XLT; non-thermal	21016
7.5L V8 460 CID	1985-1986	Base, XL, XLT Lariat	22052	5.8L V8 351 CID	1979	Custom, Ranger, Ranger Lariat, Ranger XLT; non-thermal	21016
7.5L V8 460 CID	1987-1992	Custom, XL, XLT Lariat	22052	5.8L V8 351 CID	1980-1981	Custom, Ranger, Ranger Lariat, Ranger XLT	22045
7.5L V8 460 CID	1993-1994	XL, XLT; Exc.Air Cond	22052	5.8L V8 351 CID	1982	Custom, XL, XLS, XLT Lariat	22045
7.5L V8 460 CID	1993-1994	XL, XLT; For A/C Belt	22052	5.8L V8 351 CID	1983	Base, XL, XLS, XLT; Exc.Air Cond	22045
7.5L V8 460 CID	1995-1996	Eddie Bauer, Special, XL, XLT	22052	5.8L V8 351 CID	1983-1987	Exc.A/C	22016
F-250 SUPER DUTY				5.8L V8 351 CID	1984	Base, XL, XLT; Exc.Air Cond	22011
5.4L V8 330 CID	1999-2003	Lariat, XL, XLT; For A/C Belt	22159	5.8L V8 351 CID	1984	Base, XL, XLT; For A/C Belt	22045
5.4L V8 330 CID	1999-2003	Lariat, XL, XLT; Exc.Air Cond	22168	5.8L V8 351 CID	1985-1986	Base, XL, XLT Lariat; Exc.Air Cond	22011
5.4L V8 330 CID	2004	King Ranch, Lariat, XL, XLT; For A/C Belt	22159	5.8L V8 351 CID	1985-1986	Base, XL, XLT Lariat; For A/C Belt	22045
5.4L V8 330 CID	2004	King Ranch, Lariat, XL, XLT; Exc.Air Cond	22168	5.8L V8 351 CID	1987	Custom, XL, XLT Lariat; Exc.Air Cond	22011
5.4L V8 330 CID	2005	King Ranch, Lariat, XL, XLT; For A/C Belt, To 11/20/2004	22159	5.8L V8 351 CID	1987	Custom, XL, XLT Lariat; For A/C Belt	22045
5.4L V8 330 CID	2005	King Ranch, Lariat, XL, XLT; Exc.Air Cond, From 11/23/2004	22168	5.8L V8 351 CID	1988-1992	Custom, XL, XLT Lariat; Exc.Air Cond	22126
5.4L V8 330 CID	2005	King Ranch, Lariat, XL, XLT; Exc.Air Cond, To 11/22/2004	22168	5.8L V8 351 CID	1988-1992	Custom, XL, XLT Lariat; For A/C Belt	22146
5.4L V8 330 CID	2005	King Ranch, Lariat, XL, XLT; For A/C Belt, From 11/21/2004	22168	5.8L V8 351 CID	1993-1994	XL, XLT; Exc.Air Cond	22126
5.4L V8 330 CID	2006-2007	King Ranch, Lariat, XL, XLT	22168	5.8L V8 351 CID	1993-1994	XL, XLT; For A/C Belt	22146
5.4L V8 330 CID	2008	FX4, King Ranch, Lariat, XL, XLT; For A/C Belt	22168	5.8L V8 351 CID	1995	Eddie Bauer, Special, XL, XLT; Exc.Air Cond	22126
5.4L V8 330 CID	2008	King Ranch, Lariat, XL, XLT; Exc.Air Cond	22169	5.8L V8 351 CID	1995	Eddie Bauer, Special, XL, XLT; For A/C Belt	22146
5.4L V8 330 CID	2009	Cabela's, FX4, King Ranch, Lariat, XL, XLT; For A/C Belt	22168	5.8L V8 351 CID	1996	Special, XL, XLT; Exc.Air Cond	22126
5.4L V8 330 CID	2009	Cabela's, FX4, King Ranch, Lariat, XL, XLT; Exc.Air Cond	22169	5.8L V8 351 CID	1996	Special, XL, XLT; For A/C Belt	22146
5.4L V8 330 CID	2010	Cabela's, King Ranch, Lariat, XL, XLT; For A/C Belt	22168	5.8L V8 351 CID	1997	Base, XL, XLT; Exc.Air Cond	22126
5.4L V8 330 CID	2010	Cabela's, King Ranch, Lariat, XL, XLT; Exc.Air Cond	22169	5.8L V8 351 CID	1997	Base, XL, XLT; For A/C Belt	22146
6.0L V8 363 CID	2003	Lariat, XL, XLT; Exc.Snow Plow Package	22332	5.9L V8 360 CID	1975	Custom, Northland, Ranger, Ranger XLT; non-thermal	21016
6.0L V8 363 CID	2003	Lariat, XL, XLT; Snow Plow Package	22332	5.9L V8 360 CID	1976	Base, Custom, Northland, Ranger, Ranger XLT; non-thermal	21016
6.0L V8 363 CID	2004-2007	Harley-Davidson Edition, King Ranch, Lariat, XL, XLT	22332	6.4L V8 390 CID	1975	Custom, Northland, Ranger, Ranger XLT; non-thermal	21016
6.2L V8 6210cc 379 CID	2011-2012	King Ranch, Lariat, XL, XLT	22339	6.4L V8 390 CID	1976	Base, Custom, Northland, Ranger, Ranger XLT; non-thermal	21016
6.2L V8 6210cc 379 CID	2013-2016	King Ranch, Lariat, Platinum, XL, XLT	22339	6.6L V8 400 CID	1977-1979		22054
6.4L V8 391 CID	2008	FX4, Harley-Davidson Edition, King Ranch, Lariat, XL, XLT	22329	6.6L V8 400 CID	1980-1981	Custom, Ranger, Ranger Lariat, Ranger XLT	22045
6.4L V8 391 CID	2009	Cabela's, FX4, Harley-Davidson Edition, King Ranch, Lariat, XL, XLT	22329	6.6L V8 400 CID	1982	Custom, XL, XLS, XLT Lariat	22045
6.4L V8 391 CID	2010	Cabela's, Harley-Davidson Edition, King Ranch, Lariat, XL, XLT	22329	6.9L V8 420 CID	1983	Base, XL, XLS, XLT	22601
6.7L V8 6651cc 406 CID	2011-2012	King Ranch, Lariat, XL, XLT	22340	6.9L V8 420 CID	1984	Base, XL, XLT	22601
6.7L V8 6651cc 406 CID	2013-2017	King Ranch, Lariat, Platinum, XL, XLT	22340	6.9L V8 420 CID	1985-1986	Base, XL, XLT Lariat	22601
6.7L V8 6651cc 406 CID	2018	King Ranch, Lariat, Limited, Platinum, XL, XLT	22340	6.9L V8 420 CID	1987	Custom, XL, XLT Lariat	22601
6.8L V10 415 CID	1999-2003	Lariat, XL, XLT; Exc.Air Cond	22610	7.3L V8 445 CID	1988-1991	Custom, XL, XLT Lariat	22601
6.8L V10 415 CID	1999-2003	Lariat, XL, XLT; For A/C Belt	22610	7.3L V8 445 CID	1992	Custom, XL, XLT Lariat; To 02/14/1992	22601
6.8L V10 415 CID	2004	Harley-Davidson Edition, King Ranch, Lariat, XL, XLT; Exc.Air Cond	22610	7.3L V8 445 CID	1992	Custom, XL, XLT Lariat; From 02/14/1992	22607
6.8L V10 415 CID	2004	Harley-Davidson Edition, King Ranch, Lariat, XL, XLT; For A/C Belt	22610	7.3L V8 445 CID	1993	XL, XLT	22607
6.8L V10 415 CID	2005	Harley-Davidson Edition, King Ranch, Lariat, XL, XLT	22610	7.3L V8 445 CID	1995	Eddie Bauer, Special, XL, XLT	22609
6.8L V10 415 CID	2006-2007	King Ranch, Lariat, XL, XLT	22610	7.3L V8 445 CID	1996	Special, XL, XLT	22609
6.8L V10 415 CID	2008	FX4, Harley-Davidson Edition, King Ranch, Lariat, XL, XLT	22634	7.3L V8 445 CID	1997	Base, XL, XLT	22609
6.8L V10 415 CID	2009	Cabela's, FX4, Harley-Davidson Edition, King Ranch, Lariat, XL, XLT	22634	7.5L V8 460 CID	1975-1979		22052
6.8L V10 415 CID	2010	Cabela's, King Ranch, Lariat, XL, XLT	22634	7.5L V8 460 CID	1983	Base, XL, XLS, XLT	22052
7.3L V8 445 CID	1999-2003	Lariat, XL, XLT	22611	7.5L V8 460 CID	1984	Base, XL, XLT	22052
F-350				7.5L V8 460 CID	1985-1986	Base, XL, XLT Lariat	22052
4.9L L6 4917cc 300 CID	1975	Custom, Northland, Ranger, Ranger XLT; non-thermal	21016	7.5L V8 460 CID	1987-1988	Custom, XL, XLT Lariat	22052
4.9L L6 4917cc 300 CID	1976	Base, Custom, Northland, Ranger, Ranger XLT; non-thermal	21016	7.5L V8 460 CID	1989	Custom, XL	22052
				7.5L V8 460 CID	1990-1992	Custom, XL, XLT Lariat	22052
				7.5L V8 460 CID	1993-1994	XL, XLT	22052
				7.5L V8 460 CID	1995	Eddie Bauer, Special, XL, XLT	22052
				7.5L V8 460 CID	1996	Special, XL, XLT	22052
				7.5L V8 460 CID	1997	Base, XL, XLT	22052

Engine	Years	Application Description	USMW	Engine	Years	Application Description	USMW
FORD (cont'd.)				FORD (cont'd.)			
F-350 SUPER DUTY				FAIRLANE			
5.4L V8 330 CID	1999-2003	Lariat, XL, XLT; For A/C Belt	22159	2.8L L6 2786cc 170 CID	1962	non-thermal	21011
5.4L V8 330 CID	1999-2003	Lariat, XL, XLT; Exc.Air Cond	22168	2.8L L6 2786cc 170 CID	1962	Thermal	22011
5.4L V8 330 CID	2002-2004	4 Bolt	22604	3.3L L6 200 CID	1965-1967	non-thermal	21016
5.4L V8 330 CID	2004	King Ranch, Lariat, XL, XLT; For A/C Belt	22159	3.3L L6 3277cc 200 CID	1963-1967	non-thermal	21016
5.4L V8 330 CID	2004-2005	King Ranch, Lariat, XL, XLT; Exc.Air Cond	22168	3.6L L6 3655cc 223 CID	1962	non-thermal	21016
5.4L V8 330 CID	2005	King Ranch, Lariat, XL, XLT; For A/C Belt, To 11/20/2004	22159	3.6L V8 221 CID	1962-1963	non-thermal	21016
5.4L V8 330 CID	2005	King Ranch, Lariat, XL, XLT; For A/C Belt, From 11/21/2004	22168	3.6L V8 3622cc 221 CID	1962-1963	non-thermal	21016
5.4L V8 330 CID	2006-2007	King Ranch, Lariat, XL, XLT	22168	4.1L L6 4097cc 250 CID	1969-1970	non-thermal	21011
5.4L V8 330 CID	2008	FX4, King Ranch, Lariat, XL, XLT; With A/C	22168	4.1L L6 4097cc 250 CID	1969-1970	Thermal	22011
5.4L V8 330 CID	2008	FX4, King Ranch, Lariat, XL, XLT; Exc. A/C	22169	4.1L L6 4098cc 250 CID	1969-1970	non-thermal	21011
5.4L V8 330 CID	2009	Cabela's, FX4, King Ranch, Lariat, XL, XLT; For A/C Belt	22168	4.3L V8 260 CID	1963-1964	non-thermal	21016
5.4L V8 330 CID	2009	Cabela's, FX4, King Ranch, Lariat, XL, XLT; Exc.Air Cond	22169	4.3L V8 4261cc 260 CID	1962-1964	non-thermal	21016
5.4L V8 330 CID	2009	4 Bolt	22604	4.7L V8 289 CID	1963-1967	non-thermal	21011
5.4L V8 330 CID	2010	Cabela's, King Ranch, Lariat, XL, XLT; For A/C Belt	22168	4.7L V8 289 CID	1963-1967	Thermal	22011
5.4L V8 330 CID	2010	Cabela's, King Ranch, Lariat, XL, XLT; Exc.Air Cond	22169	4.7L V8 4727cc 289 CID	1963-1967	non-thermal	21011
6.0L V8 363 CID	2003	Lariat, XL, XLT	22332	5.0L V8 302 CID	1968-1970	non-thermal	21011
6.0L V8 363 CID	2004-2007	Harley-Davidson Edition, King Ranch, Lariat, XL, XLT	22332	5.0L V8 302 CID	1968-1970	Thermal	22011
6.2L V8 6210cc 379 CID	2011-2012	King Ranch, Lariat, XL, XLT	22339	5.8L V8 352 CID	1961-1966	non-thermal	21011
6.2L V8 6210cc 379 CID	2013-2016	King Ranch, Lariat, Platinum, XL, XLT	22339	5.8L V8 352 CID	1961-1966	Thermal	22011
6.4L V8 391 CID	2008	FX4, Harley-Davidson Edition, King Ranch, Lariat, XL, XLT	22329	5.8L V8 5752cc 351 CID	1969-1970	non-thermal	21011
6.4L V8 391 CID	2009	Cabela's, FX4, Harley-Davidson Edition, King Ranch, Lariat, XL, XLT	22329	5.8L V8 5752cc 351 CID	1969-1970	Thermal	22011
6.4L V8 391 CID	2010	Cabela's, Harley-Davidson Edition, King Ranch, Lariat, XL, XLT	22329	5.8L V8 5753cc 351 CID	1969-1970	non-thermal	21011
6.7L V8 6651cc 406 CID	2011-2012	King Ranch, Lariat, XL, XLT	22340	5.8L V8 5753cc 351 CID	1969-1970	Thermal	22011
6.7L V8 6651cc 406 CID	2013-2017	King Ranch, Lariat, Platinum, XL, XLT	22340	5.8L V8 5769cc 352 CID	1961-1966	non-thermal	21011
6.7L V8 6651cc 406 CID	2018	King Ranch, Lariat, Limited, Platinum, XL, XLT	22340	5.8L V8 5769cc 352 CID	1961-1966	Thermal	22011
6.8L V10 415 CID	1999-2002	Lariat, XL, XLT; Exc.Air Cond	22610	6.4L V8 390 CID	1961-1967	non-thermal	21011
6.8L V10 415 CID	1999-2002	Lariat, XL, XLT; For A/C Belt	22610	6.4L V8 390 CID	1961-1967	Thermal	22011
6.8L V10 415 CID	2003	Lariat, XL, XLT	22610	6.4L V8 6391cc 390 CID	1961-1970	non-thermal	21011
6.8L V10 415 CID	2004-2005	Harley-Davidson Edition, King Ranch, Lariat, XL, XLT	22610	6.4L V8 6391cc 390 CID	1961-1970	Thermal	22011
6.8L V10 415 CID	2006-2007	King Ranch, Lariat, XL, XLT	22610	7.0L V8 427 CID	1965-1967	non-thermal	21016
6.8L V10 415 CID	2008	FX4, Harley-Davidson Edition, King Ranch, Lariat, XL, XLT	22634	7.0L V8 427 CID	1969	non-thermal	21016
6.8L V10 415 CID	2009	Cabela's, FX4, Harley-Davidson Edition, King Ranch, Lariat, XL, XLT	22634	7.0L V8 428 CID	1969	non-thermal	21016
6.8L V10 415 CID	2010	Cabela's, King Ranch, Lariat, XL, XLT	22634	7.0L V8 429 CID	1970	non-thermal	21016
7.3L V8 445 CID	1999-2003	Lariat, XL, XLT	22611	7.0L V8 6997cc 427 CID	1964-1967	non-thermal	21016
F-450 SUPER DUTY				FAIRMONT			
6.0L V8 363 CID	2003-2007	Lariat, XL, XLT	22332	3.3L L6 200 CID	1979		22038
6.4L V8 391 CID	2008	King Ranch, Lariat, XL, XLT	22329	3.3L L6 200 CID	1980	Base, Futura	22012
6.4L V8 391 CID	2009	XL	22329	3.3L L6 200 CID	1981	Base, Futura, S	22012
6.4L V8 391 CID	2010	Lariat, XL, XLT	22329	3.3L L6 200 CID	1983	Futura, S	22012
6.7L V8 6651cc 406 CID	2011-2013	XL, XLT	22340	4.2L V8 255 CID	1981	Base	22011
6.7L V8 6651cc 406 CID	2014-2015	Base, King Ranch, Lariat, Platinum, XL, XLT	22340	FALCON			
6.7L V8 6651cc 406 CID	2016	King Ranch, Lariat, Platinum, XL, XLT	22340	2.8L L6 170 CID	1966-1967	non-thermal	21011
6.7L V8 6651cc 406 CID	2017-2018	Base	22340	2.8L L6 170 CID	1966-1967	Thermal	22011
6.8L V10 415 CID	1999-2007	Lariat, XL, XLT	22610	2.8L L6 2786cc 170 CID	1961	non-thermal	21011
6.8L V10 415 CID	2008	King Ranch, Lariat, XL, XLT	22634	2.8L L6 2786cc 170 CID	1961	Thermal	22011
6.8L V10 415 CID	2010	Lariat, XL, XLT	22634	2.8L L6 2786cc 170 CID	1964	non-thermal	21011
6.8L V10 415 CID	2011-2016	XL, XLT	22634	2.8L L6 2786cc 170 CID	1964	Thermal	22011
6.8L V10 415 CID	2017-2018	Base	22634	2.8L L6 2786cc 170 CID	1966-1969	non-thermal	21011
7.3L V8 445 CID	1999-2003	Lariat, Medium/Heavy Duty	22611	2.8L L6 2786cc 170 CID	1966-1969	Thermal	22011
7.3L V8 445 CID	1999-2003	Lariat, XL, XLT	22611	3.3L L6 200 CID	1965-1967	non-thermal	21011
7.3L V8 445 CID	1999-2003	Medium/Heavy Duty, XL	22611	3.3L L6 200 CID	1965-1967	Thermal	22011
7.3L V8 445 CID	1999-2003	Medium/Heavy Duty, XLT	22611	3.3L L6 3277cc 200 CID	1964-1970	non-thermal	21011
F-550 SUPER DUTY				3.3L L6 3277cc 200 CID	1964-1970	Thermal	22011
6.0L V8 363 CID	2003-2007	Lariat, XL, XLT	22332	3.3L L6 3278cc 200 CID	1968-1970	non-thermal	21011
6.4L V8 391 CID	2008-2010	Lariat, XL, XLT	22329	3.3L L6 3278cc 200 CID	1968-1970	Thermal	22011
6.4L V8 6400cc 391 CID	2010	XL	22329	3.3L L6 4097cc 250 CID	1970	non-thermal	21011
6.7L V8 6651cc 406 CID	2011-2013	XL, XLT	22340	4.1L L6 4097cc 250 CID	1970	Thermal	22011
6.7L V8 6651cc 406 CID	2014-2015	Lariat, XL, XLT	22340	4.1L L6 4098cc 250 CID	1970	non-thermal	21011
6.7L V8 6651cc 406 CID	2016	Base, Lariat, XL, XLT	22340	4.1L L6 4098cc 250 CID	1970	Thermal	22011
6.7L V8 6651cc 406 CID	2017-2018	Base	22340	4.1L L6 4098cc 250 CID	1970	Thermal	22011
6.8L V10 415 CID	1999-2007	Lariat, XL, XLT	22610	4.3L V8 260 CID	1963-1964	non-thermal	21016
6.8L V10 415 CID	2008-2010	Lariat, XL, XLT	22634	4.3L V8 4261cc 260 CID	1962	Base; non-thermal	21016
6.8L V10 415 CID	2011-2015	XL, XLT	22634	4.3L V8 4261cc 260 CID	1965	Base; non-thermal	21016
6.8L V10 415 CID	2016	Base, XL, XLT	22634	4.7L V8 289 CID	1966-1967	non-thermal	21011
6.8L V10 415 CID	2017-2018	Base	22634	4.7L V8 289 CID	1966-1967	Thermal	22011
7.3L V8 445 CID	1999-2003	Lariat, Medium/Heavy Duty	22611	4.7L V8 4727cc 289 CID	1964	non-thermal	21011
7.3L V8 445 CID	1999-2003	Lariat, XL, XLT	22611	4.7L V8 4727cc 289 CID	1964	Thermal	22011
7.3L V8 445 CID	1999-2003	Medium/Heavy Duty, XL	22611	4.7L V8 4727cc 289 CID	1966-1968	non-thermal	21011
7.3L V8 445 CID	1999-2003	Medium/Heavy Duty, XLT	22611	4.7L V8 4727cc 289 CID	1966-1968	Thermal	22011
				5.0L V8 302 CID	1968-1970	non-thermal	21011
				5.0L V8 302 CID	1968-1970	Thermal	22011
				5.8L V8 5752cc 351 CID	1969-1970	non-thermal	21011
				5.8L V8 5752cc 351 CID	1969-1970	Thermal	22011
				5.8L V8 5753cc 351 CID	1970	non-thermal	21011
				5.8L V8 5753cc 351 CID	1970	Thermal	22011
				7.0L V8 7030cc 429 CID	1970	non-thermal	21011
				7.0L V8 7030cc 429 CID	1970	Thermal	22011
				F SUPER DUTY			
				7.3L V8 445 CID	1990-1991	Custom	22601
				7.3L V8 445 CID	1993-1994	XL	22607

Engine	Years	Application Description	USMW	Engine	Years	Application Description	USMW
FORD (cont'd.)				FORD (cont'd.)			
F SUPER DUTY (cont'd.)				GRAN TORINO (cont'd.)			
7.3L V8 445 CID	1995-1996	XL	22609	6.6L V8 400 CID	1972	Base, Sport, Squire; non-thermal	21016
7.3L V8 445 CID	1995-1997	Medium/Heavy Duty, XL	22609	6.6L V8 400 CID	1973	Base, Brougham, Sport, Squire; non-thermal	21016
7.3L V8 445 CID	1997	Base, Medium/Heavy Duty	22609	6.6L V8 400 CID	1974-1975	Base, Brougham, Elite, Sport, Squire; non-thermal	21016
7.3L V8 445 CID	1997	Base, XL	22609	6.6L V8 400 CID	1976	Base, Brougham, Squire; non-thermal	21016
7.5L V8 460 CID	1990-1992	Custom	22052	6.6L V8 6555cc 400 CID	1974	Elite; non-thermal	21016
7.5L V8 460 CID	1993-1996	XL	22052	6.6L V8 6556cc 400 CID	1972	Base, Sport, Squire; non-thermal	21016
7.5L V8 460 CID	1997	Base, XL	22052	6.6L V8 6556cc 400 CID	1973	Base, Brougham, Sport, Squire; non-thermal	21016
FT800				6.6L V8 6556cc 400 CID	1974	Base, Brougham, Elite, Sport, Squire; non-thermal	21016
6.1L V8 370 CID	1983-1986		22623	7.0L V8 429 CID	1972-1973	Base, Sport, Squire; non-thermal	21016
6.1L V8 370 CID	1988-1990		22623	7.5L V8 460 CID	1974-1975	Base, Brougham, Elite, Sport, Squire	22038
GALAXIE				7.5L V8 460 CID	1976	Base, Brougham, Squire	22038
4.3L V8 4261cc 260 CID	1963	non-thermal	21016	7.5L V8 7539cc 460 CID	1974	Base, Brougham, Elite, Sport, Squire	22038
4.7L V8 4727cc 289 CID	1963-1967	non-thermal	21011	GT40			
4.7L V8 4727cc 289 CID	1963-1967	Thermal	22011	4.7L V8 289 CID	1968	MK III; non-thermal	21016
5.8L V8 5769cc 352 CID	1961-1967	non-thermal	21011	4.7L V8 4727cc 289 CID	1966-1967	MK III; non-thermal	21016
5.8L V8 5769cc 352 CID	1961-1967	Thermal	22011	4.7L V8 4727cc 289 CID	1968	Base; non-thermal	21016
6.4L V8 6391cc 390 CID	1961-1967	non-thermal	21011	4.7L V8 4727cc 289 CID	1969	MK III; non-thermal	21016
6.4L V8 6391cc 390 CID	1961-1967	Thermal	22011	LOBO			
6.6L V8 6654cc 406 CID	1962-1963	non-thermal	21011	5.4L V8 330 CID	2001-2008	4 Bolt	22604
6.6L V8 6654cc 406 CID	1962-1963	Thermal	22011	LTD			
GALAXIE 500				3.3L L6 200 CID	1983	Base, Brougham; Exc.Air Cond	22012
3.9L L6 240 CID	1965-1972	non-thermal	21016	3.3L L6 200 CID	1983	Base, Brougham; For A/C Belt	22012
3.9L L6 3933cc 240 CID	1968-1972	non-thermal	21016	3.8L V6 232 CID	1983-1986	Base, Brougham; Exc.Air Cond	22126
4.7L V8 289 CID	1964-1967	non-thermal	21016	3.8L V6 232 CID	1983-1986	Base, Brougham; For A/C Belt	22126
5.0L V8 302 CID	1968-1974	non-thermal	21016	4.7L V8 4727cc 289 CID	1965-1967	non-thermal	21011
5.8L V8 351 CID	1969-1974	non-thermal	21016	4.7L V8 4727cc 289 CID	1965-1967	Thermal	22011
5.8L V8 5752cc 351 CID	1969-1974	non-thermal	21016	5.0L V8 302 CID	1968-1974	non-thermal	21011
5.8L V8 5753cc 351 CID	1969-1974	non-thermal	21016	5.0L V8 302 CID	1968-1974	Thermal	22011
6.4L V8 390 CID	1964-1971	non-thermal	21016	5.0L V8 302 CID	1977-1979	non-thermal	21011
6.4L V8 6391cc 390 CID	1968-1971	non-thermal	21016	5.0L V8 302 CID	1977-1979	Thermal	22011
6.6L V8 400 CID	1971-1974	non-thermal	21016	5.0L V8 302 CID	1984	Base, Brougham, Country Squire, Crown Victoria; Exc.Air Cond, To 02/1984	22126
6.6L V8 6555cc 400 CID	1971-1974	non-thermal	21016	5.0L V8 302 CID	1984	Base, Brougham, Country Squire, Crown Victoria; For A/C Belt, To 02/1984	22126
6.6L V8 6556cc 400 CID	1971-1974	non-thermal	21016	5.0L V8 302 CID	1984	Base, Brougham, Country Squire, Crown Victoria; Exc.Air Cond, From 02/1984	22146
7.0L V8 427 CID	1965-1968	non-thermal	21016	5.0L V8 302 CID	1984	Base, Brougham, Country Squire, Crown Victoria; For A/C Belt, From 02/1984	22146
7.0L V8 428 CID	1968-1969	non-thermal	21016	5.0L V8 302 CID	1984-1986	non-thermal	21011
7.0L V8 429 CID	1969-1973	non-thermal	21016	5.0L V8 302 CID	1985	Country Squire, Crown Victoria; (Exc.Towing Package), non-thermal	21011
7.0L V8 6997cc 427 CID	1968	non-thermal	21016	5.0L V8 302 CID	1985	Country Squire, Crown Victoria; (Towing Package), non-thermal	21011
7.0L V8 7014cc 428 CID	1968-1970	non-thermal	21016	5.0L V8 302 CID	1985	Country Squire, Crown Victoria; Exc.Towing Package, Police	22011
7.0L V8 7030cc 429 CID	1969-1973	non-thermal	21016	5.0L V8 302 CID	1985	Country Squire, Crown Victoria; Police, Towing Package	22011
7.5L V8 460 CID	1973-1974		22038	5.0L V8 302 CID	1985	Base, LX Brougham; Exc.Air Cond, Exc.Police	22126
7.5L V8 7539cc 460 CID	1973-1974		22038	5.0L V8 302 CID	1985	Base, LX Brougham; Exc.Police, For A/C Belt	22126
GRANADA				5.0L V8 302 CID	1985	Brougham; Exc.Air Cond, Police	22126
3.3L L6 200 CID	1975-1977	non-thermal	21011	5.0L V8 302 CID	1985	Brougham; For A/C Belt, Police	22126
3.3L L6 200 CID	1975-1977	Thermal	22011	5.0L V8 302 CID	1985	Base, LX Brougham; Exc.Air Cond, Police	22146
3.3L L6 200 CID	1982	non-thermal	21011	5.0L V8 302 CID	1985	Base, LX Brougham; For A/C Belt, Police	22146
3.3L L6 200 CID	1982	GL, GLX, L	22012	5.0L V8 302 CID	1985	Brougham; Exc.Air Cond, Exc.Police	22146
3.3L L6 200 CID	1982	A/C	22038	5.0L V8 302 CID	1985	Brougham; Exc.Police, For A/C Belt	22146
3.3L L6 200 CID	1982	Exc.A/C	22038	5.0L V8 302 CID	1985	Brougham; Exc.Air Cond, Police	22126
3.8L V6 232 CID	1982	GL, GLX, L	22126	5.0L V8 302 CID	1985	Brougham; For A/C Belt, Police	22126
4.1L L6 250 CID	1975-1979	Thermal	22011	5.0L V8 302 CID	1985	Base, LX Brougham; Exc.Air Cond, Police	22146
4.1L L6 250 CID	1975-1980	non-thermal	21011	5.0L V8 302 CID	1985	Base, LX Brougham; For A/C Belt, Police	22146
4.2L V8 255 CID	1980	Base, ESS, Ghia	22011	5.0L V8 302 CID	1985	Brougham; Exc.Air Cond, Exc.Police	22146
4.2L V8 255 CID	1980-1981	non-thermal	21011	5.0L V8 302 CID	1985	Brougham; Exc.Police, For A/C Belt	22146
4.2L V8 255 CID	1981	GL, GLX, L	22011	5.0L V8 302 CID	1986	Country Squire LX, Crown Victoria LX; (Exc.Towing Package), non-thermal	21011
5.0L V8 302 CID	1975-1979	Thermal	22011	5.0L V8 302 CID	1986	Country Squire LX, Crown Victoria LX; (Towing Package), non-thermal	21011
5.0L V8 302 CID	1975-1980	non-thermal	21011	5.0L V8 302 CID	1986	Country Squire, Country Squire LX, Crown Victoria, Crown Victoria LX; Exc.Towing Package, Police	22011
5.0L V8 302 CID	1980	Base, ESS, Ghia	22011	5.0L V8 302 CID	1986	Country Squire, Country Squire LX, Crown Victoria, Crown Victoria LX; Police, Towing Package	22011
5.8L V8 351 CID	1975-1977	non-thermal	21011	5.8L V8 351 CID	1970	non-thermal	21011
5.8L V8 351 CID	1975-1977	Thermal	22011	5.8L V8 351 CID	1970	Thermal	22011
GRAN TORINO				5.8L V8 351 CID	1975-1979	non-thermal	21011
4.1L L6 250 CID	1972	Base; non-thermal	21016	5.8L V8 351 CID	1975-1979	Thermal	22011
4.1L L6 250 CID	1973	Base, Brougham; non-thermal	21016	5.8L V8 351 CID	1983	Country Squire	22011
4.1L L6 250 CID	1974	Base, Elite; non-thermal	21016	5.8L V8 351 CID	1984	Crown Victoria; (Exc.Towing Package), non-thermal	21011
4.1L L6 4097cc 250 CID	1974	Elite; non-thermal	21016	5.8L V8 351 CID	1984	Crown Victoria; (Towing Package), non-thermal	21011
4.1L L6 4098cc 250 CID	1972	Base; non-thermal	21016	5.8L V8 351 CID	1984	Crown Victoria; Exc.Towing Package, non-thermal	21011
4.1L L6 4098cc 250 CID	1973	Base, Brougham; non-thermal	21016	5.8L V8 351 CID	1984	Crown Victoria; non-thermal, Towing Package	21011
4.1L L6 4098cc 250 CID	1974	Base, Elite; non-thermal	21016	5.8L V8 351 CID	1984	Crown Victoria; non-thermal	21011
5.0L V8 302 CID	1972	Base, Sport, Squire; non-thermal	21016	5.8L V8 351 CID	1984	Crown Victoria; non-thermal, Towing Package	21011
5.0L V8 302 CID	1973	Base, Brougham, Sport, Squire; non-thermal	21016	5.8L V8 351 CID	1984	non-thermal	21011
5.0L V8 302 CID	1974	Base, Brougham, Elite, Sport, Squire; non-thermal	21016	5.8L V8 351 CID	1984	non-thermal	21011
5.8L V8 351 CID	1972	Base, Sport, Squire; non-thermal	21016	5.8L V8 351 CID	1984	non-thermal	21011
5.8L V8 351 CID	1973	Base, Brougham, Sport, Squire; non-thermal	21016	5.8L V8 351 CID	1984	non-thermal	21011
5.8L V8 351 CID	1974-1975	Base, Brougham, Elite, Sport, Squire; non-thermal	21016	5.8L V8 351 CID	1984	non-thermal	21011
5.8L V8 351 CID	1976	Base, Brougham, Squire; non-thermal	21016	5.8L V8 351 CID	1984	non-thermal	21011
5.8L V8 5752cc 351 CID	1974	Elite; non-thermal	21016	5.8L V8 351 CID	1984	non-thermal	21011
5.8L V8 5753cc 351 CID	1972	Base, Sport, Squire; non-thermal	21016	5.8L V8 351 CID	1984	non-thermal	21011
5.8L V8 5753cc 351 CID	1973	Base, Brougham, Sport, Squire; non-thermal	21016	5.8L V8 351 CID	1984	non-thermal	21011
5.8L V8 5753cc 351 CID	1974	Base, Brougham, Elite, Sport, Squire; non-thermal	21016	5.8L V8 351 CID	1984	non-thermal	21011

Engine	Years	Application Description	USMW	Engine	Years	Application Description	USMW
FORD (cont'd.)				FORD (cont'd.)			
LTD (cont'd.)				LTD CROWN VICTORIA (cont'd.)			
5.8L V8 351 CID	1984	Country Squire, Crown Victoria; Exc.Towing Package	22011	5.8L V8 351 CID	1987-1991	Base; Exc.Police, Towing Package	22011
5.8L V8 351 CID	1984	Country Squire, Crown Victoria; Towing Package	22011	5.8L V8 351 CID	1987-1991	Base; Police	22011
5.8L V8 351 CID	1984	Crown Victoria; Exc.Towing Package, Police	22011	LTD II			
5.8L V8 351 CID	1984	Crown Victoria; Police, Towing Package	22011	5.0L V8 302 CID	1977-1978	Base, Brougham, S; non-thermal	21016
5.8L V8 351 CID	1985	Country Squire, Crown Victoria; (Towing Package), non-thermal	21011	5.0L V8 302 CID	1979	Base, Landau, S; non-thermal	21016
5.8L V8 351 CID	1985	Country Squire, Crown Victoria; Exc.Police (Exc.Towing Package), non-thermal	21011	5.8L V8 351 CID	1977	Base, Brougham, S, Squire; non-thermal	21016
5.8L V8 351 CID	1985	Country Squire, Crown Victoria; non-thermal	21011	5.8L V8 351 CID	1978	Base, Brougham, S; non-thermal	21016
5.8L V8 351 CID	1985	Country Squire, Crown Victoria; Exc.Police, Exc.Towing Package	22011	5.8L V8 351 CID	1979	Base, Landau, S; non-thermal	21016
5.8L V8 351 CID	1985	Country Squire, Crown Victoria; Exc.Police, Towing Package	22011	6.6L V8 400 CID	1977	Base, Brougham, S, Squire; non-thermal	21016
5.8L V8 351 CID	1986	Country Squire LX, Crown Victoria LX; (Towing Package), non-thermal	21011	6.6L V8 400 CID	1978	Base, Brougham, S; non-thermal	21016
5.8L V8 351 CID	1986	Country Squire LX, Crown Victoria LX; Exc.Police (Exc.Towing Package), non-thermal	21011	MAVERICK			
5.8L V8 351 CID	1986	Country Squire LX, Crown Victoria LX; non-thermal	21011	2.8L L6 2786cc 170 CID	1970-1972	non-thermal	21011
5.8L V8 351 CID	1986	Country Squire, Country Squire LX, Crown Victoria, Crown Victoria LX; Exc.Police, Exc.Towing Package	22011	2.8L L6 2786cc 170 CID	1970-1972	Thermal	22011
5.8L V8 351 CID	1986	Country Squire, Country Squire LX, Crown Victoria, Crown Victoria LX; Exc.Police, Towing Package	22011	3.3L L6 200 CID	1975-1977	non-thermal	21011
5.8L V8 351 CID	1986	Country Squire, Country Squire LX, Crown Victoria, Crown Victoria LX; Exc.Police, Towing Package	22011	3.3L L6 200 CID	1975-1977	Thermal	22011
5.8L V8 351 CID	1986	Country Squire, Country Squire LX, Crown Victoria, Crown Victoria LX; Police	22011	3.3L L6 3277cc 200 CID	1970-1974	non-thermal	21011
5.8L V8 5752cc 351 CID	1969-1974	non-thermal	21011	3.3L L6 3277cc 200 CID	1970-1974	Thermal	22011
5.8L V8 5752cc 351 CID	1969-1974	Thermal	22011	3.3L L6 3278cc 200 CID	1970-1974	non-thermal	21011
5.8L V8 5752cc 351 CID	1978	Thermal	21016	3.3L L6 3278cc 200 CID	1970-1974	Thermal	22011
5.8L V8 5753cc 351 CID	1969-1974	non-thermal	21011	4.1L L6 250 CID	1975-1977	non-thermal	21011
5.8L V8 5753cc 351 CID	1969-1974	Thermal	22011	4.1L L6 250 CID	1975-1977	Thermal	22011
5.8L V8 5753cc 351 CID	1975-1977	Thermal	21016	4.1L L6 4097cc 250 CID	1970-1974	non-thermal	21011
5.8L V8 5769cc 352 CID	1965-1967	non-thermal	21011	4.1L L6 4097cc 250 CID	1970-1974	Thermal	22011
5.8L V8 5769cc 352 CID	1965-1967	Thermal	22011	4.1L L6 4098cc 250 CID	1970-1974	non-thermal	21011
6.4L V8 390 CID	1970	non-thermal	21011	4.1L L6 4098cc 250 CID	1970-1974	Thermal	22011
6.4L V8 390 CID	1970	Thermal	22011	5.0L V8 302 CID	1971-1977	non-thermal	21011
6.4L V8 6391cc 390 CID	1965-1971	non-thermal	21011	5.0L V8 302 CID	1971-1977	Thermal	22011
6.4L V8 6391cc 390 CID	1965-1971	Thermal	22011	MUSTANG			
6.4L V8 6392cc 390 CID	1967	non-thermal	21011	3.3L L6 200 CID	1968-1969	Base; non-thermal	21016
6.4L V8 6392cc 390 CID	1967	Thermal	22011	3.3L L6 200 CID	1970	Base, Grande; non-thermal	21016
6.6L V8 400 CID	1975-1978	non-thermal	21011	3.3L L6 200 CID	1979	Base, Grande; non-thermal	22038
6.6L V8 400 CID	1975-1978	Thermal	22011	3.3L L6 200 CID	1980-1981	Base, Ghia; For A/C Belt	22012
6.6L V8 6555cc 400 CID	1971-1974	non-thermal	21011	3.3L L6 200 CID	1982	GL, GLX, L; For A/C Belt	22012
6.6L V8 6555cc 400 CID	1971-1974	Thermal	22011	3.3L L6 3277cc 200 CID	1964-1969	Base; non-thermal	21016
6.6L V8 6556cc 400 CID	1971-1974	Thermal	22011	3.3L L6 3277cc 200 CID	1970	Base, Grande; non-thermal	21016
7.0L V8 427 CID	1968	Base; non-thermal	21016	3.3L L6 3278cc 200 CID	1968-1969	Base; non-thermal	21016
7.0L V8 428 CID	1965	Base; non-thermal	21016	3.3L L6 3278cc 200 CID	1970	Base, Grande; non-thermal	21016
7.0L V8 428 CID	1968-1969	Base; non-thermal	21016	3.8L V6 232 CID	1983	GL, GLX, L	22126
7.0L V8 429 CID	1969	Base; non-thermal	21016	3.8L V6 232 CID	1984	L, LX	22126
7.0L V8 429 CID	1970-1973	Base, Brougham; non-thermal	21016	3.8L V6 232 CID	1985	LX; Exc.Air Cond, From 04/1985	22126
7.0L V8 6997cc 427 CID	1965-1968	Base; non-thermal	21016	3.8L V6 232 CID	1985	LX; Exc.Air Cond, To 04/1985	22126
7.0L V8 7014cc 428 CID	1966-1970	Base; non-thermal	21016	3.8L V6 232 CID	1985	LX; For A/C Belt, To 04/1985	22126
7.0L V8 7030cc 429 CID	1969-1970	Base; non-thermal	21016	3.8L V6 232 CID	1985	LX; For A/C Belt, From 04/1985	22146
7.0L V8 7030cc 429 CID	1971-1973	Base, Brougham; non-thermal	21016	3.8L V6 232 CID	1986	LX; Exc.Air Cond	22126
7.5L V8 460 CID	1975-1978	Thermal	22012	3.8L V6 232 CID	1986	LX; For A/C Belt	22146
7.5L V8 7539cc 460 CID	1972-1974	Thermal	22012	4.1L L6 4097cc 250 CID	1969-1973	non-thermal	21011
LTD CROWN VICTORIA				4.1L L6 4097cc 250 CID	1969-1973	Thermal	22011
5.0L V8 302 CID	1987-1989	Base, LX, S; A/C (Exc.Towing Package), non-thermal	21011	4.1L L6 4098cc 250 CID	1969-1973	non-thermal	21011
5.0L V8 302 CID	1987-1989	Base, LX, S; A/C (Towing Package), non-thermal	21011	4.1L L6 4098cc 250 CID	1969-1973	Thermal	22011
5.0L V8 302 CID	1987-1989	Base, LX, S; Exc.A/C, non-thermal	21011	4.2L V8 255 CID	1980	Base, Ghia; For A/C Belt	22126
5.0L V8 302 CID	1987-1989	Base, LX, S; Exc.Air Cond	22011	4.2L V8 255 CID	1980-1982	non-thermal	21011
5.0L V8 302 CID	1987-1989	Base, LX, S; Exc.Police, Exc.Towing Package, For A/C Belt	22011	4.2L V8 255 CID	1981	Base, Cobra, Ghia; For A/C Belt	22126
5.0L V8 302 CID	1987-1989	Base, LX, S; For A/C Belt, Police, Towing Package	22011	4.2L V8 255 CID	1982	GL, GLX, L; For A/C Belt	22126
5.0L V8 302 CID	1987-1991	non-thermal	21011	4.3L V8 4261cc 260 CID	1964-1965	Base; non-thermal	21016
5.0L V8 302 CID	1990-1991	Base, LX, S; (Towing Package), non-thermal	21011	4.7L V8 4727cc 289 CID	1964-1968	non-thermal	21011
5.0L V8 302 CID	1990-1991	Base, LX, S; Exc.Police (Exc.Towing Package), non-thermal	21011	4.7L V8 4727cc 289 CID	1964-1968	Thermal	22011
5.0L V8 302 CID	1990-1991	Base, LX, S; Exc.Police, Exc.Towing Package	22011	5.0L V8 302 CID	1968-1973	non-thermal	21011
5.0L V8 302 CID	1990-1991	Base, LX, S; Police, Towing Package	22011	5.0L V8 302 CID	1968-1973	Thermal	22011
5.8L V8 351 CID	1987-1991	Base; (Towing Package), non-thermal	21011	5.0L V8 302 CID	1979	non-thermal	21011
5.8L V8 351 CID	1987-1991	Base; Exc.Police (Exc.Towing Package), non-thermal	21011	5.0L V8 302 CID	1979	Thermal	22011
5.8L V8 351 CID	1987-1991	Base; non-thermal	21011	5.0L V8 302 CID	1982	GL, GLX, GT, L	22126
5.8L V8 351 CID	1987-1991	Base; Exc.Police, Exc.Towing Package	22011	5.0L V8 302 CID	1983	GT	22126
				5.0L V8 302 CID	1984	GT, GT-350 20th Anniversary, L, LX	22126
				5.0L V8 302 CID	1985	GT, LX; For A/C Belt	22126
				5.0L V8 302 CID	1985-1992	GT, LX; Exc.Air Cond	22126
				5.0L V8 302 CID	1986-1992	GT, LX; For A/C Belt	22146
				5.0L V8 302 CID	1993	GT, LX, SVT Cobra; Exc.Air Cond	22126
				5.0L V8 302 CID	1993	GT, LX, SVT Cobra; For A/C Belt	22146
				5.8L V8 5752cc 351 CID	1969-1973	non-thermal	21011
				5.8L V8 5752cc 351 CID	1969-1973	Thermal	22011
				5.8L V8 5753cc 351 CID	1969-1972	Thermal	22011
				5.8L V8 5753cc 351 CID	1969-1973	non-thermal	21011
				5.8L V8 5753cc 351 CID	1973	GAS, Naturally Aspirated; Thermal	22011
				6.4L V8 6391cc 390 CID	1967-1969	non-thermal	21011
				6.4L V8 6391cc 390 CID	1967-1969	Thermal	22011
				7.0L V8 427 CID	1968	Base; non-thermal	21016
				7.0L V8 428 CID	1968-1969	Base; non-thermal	21016
				7.0L V8 428 CID	1970	Base, Grande, Mach I; non-thermal	21016
				7.0L V8 429 CID	1969	Boss 429; non-thermal	21016
				7.0L V8 429 CID	1970-1971	Base, Grande, Mach I; non-thermal	21016
				7.0L V8 6997cc 427 CID	1968	Base, Shelby GT-500; non-thermal	21016
				7.0L V8 7014cc 428 CID	1967	Shelby GT-500; non-thermal	21016

FAN CLUTCHES

Engine	Years	Application Description	USMW	Engine	Years	Application Description	USMW
FORD (cont'd.)				FORD (cont'd.)			
MUSTANG (cont'd.)				RANCH WAGON (cont'd.)			
7.0L V8 7014cc 428 CID	1968	Base, Shelby GT-500, Shelby GT-500KR; non-thermal	21016	7.0L V8 428 CID	1968-1970	non-thermal	21016
7.0L V8 7014cc 428 CID	1969	Base, Shelby GT-500; non-thermal	21016	7.0L V8 429 CID	1969-1973	non-thermal	21016
7.0L V8 7014cc 428 CID	1970	Base, Grande, Mach I, Shelby GT-500; non-thermal	21016	7.0L V8 6997cc 427 CID	1967-1968	non-thermal	21016
7.0L V8 7030cc 429 CID	1969	Base, Boss 429; non-thermal	21016	7.0L V8 7014cc 428 CID	1967-1970	non-thermal	21016
7.0L V8 7030cc 429 CID	1970	Base, Boss 429, Grande, Mach I; non-thermal	21016	7.0L V8 7030cc 429 CID	1969-1973	non-thermal	21016
7.0L V8 7030cc 429 CID	1971	Base, Grande, Mach I; non-thermal	21016	7.5L V8 460 CID	1973-1974		22038
				7.5L V8 7539cc 460 CID	1973-1974		22038
P-100				RANGER			
2.8L L6 2786cc 170 CID	1962-1967		22038	2.0L L4 1989cc 122 CID	1983	Base, XL, XLS, XLT	22010
P-350				2.0L L4 1989cc 122 CID	1984	S, XL, XLS, XLT	22010
3.9L L6 240 CID	1968-1972	Base; non-thermal	21016	2.0L L4 1989cc 122 CID	1985	Base, XL, XLS, XLT	22010
3.9L L6 3933cc 240 CID	1968-1972	Base; non-thermal	21016	2.0L L4 1989cc 122 CID	1986	S	22010
4.9L L6 4917cc 300 CID	1968-1974	Base; non-thermal	21016	2.0L L4 1989cc 122 CID	1987-1988	S; Exc.Air Cond	22010
4.9L L6 4917cc 300 CID	1975	Custom; non-thermal	21016	2.3L L4 140 CID	1983	Base, XL, XLS, XLT	22010
4.9L L6 4917cc 300 CID	1976	Base; non-thermal	21016	2.3L L4 140 CID	1984	S, XL, XLS, XLT	22010
5.0L V8 302 CID	1972	Base; non-thermal	21016	2.3L L4 140 CID	1985	Base, XL, XLS, XLT; Exc.Air Cond	22065
5.0L V8 302 CID	1976	Base, Custom; non-thermal	21016	2.3L L4 140 CID	1985	Base, XL, XLS, XLT; For A/C Belt	22065
5.9L V8 360 CID	1968-1974	Base; non-thermal	21016	2.3L L4 140 CID	1987	STX, XLT; Exc.Air Cond	22010
6.4L V8 390 CID	1972-1973	Base; non-thermal	21016	2.3L L4 140 CID	1987	STX, XLT; For A/C Belt	22010
6.4L V8 6391cc 390 CID	1968-1974	Base; non-thermal	21016	2.3L L4 140 CID	1988-1989	Custom, S, STX, XLT	22010
6.4L V8 6392cc 390 CID	1972-1973	Base; non-thermal	21016	2.3L L4 140 CID	1990	Custom, S, S Plus, STX, XLT	22010
6.6L V8 400 CID	1976	Base, Custom; non-thermal	21016	2.3L L4 140 CID	1991-1992	Custom, S, Sport, XLT	22010
				2.3L L4 140 CID	1993	Splash, Sport, STX, XL, XLT	22010
RANCHERO				2.3L L4 140 CID	1994	Splash, STX, XL, XLT	22010
2.8L L6 2786cc 170 CID	1963-1965		22012	2.3L L4 140 CID	1995	Splash, STX, XL, XL Sport, XLT	22010
3.3L L6 200 CID	1966-1967		22012	2.3L L4 140 CID	1996	Splash, XL, XLT	22010
3.3L L6 3277cc 200 CID	1964-1968		22012	2.3L L4 140 CID	1997	Splash, Sport, XL, XLT	22010
3.3L L6 3278cc 200 CID	1968		22012	2.3L L4 140 CID	2001-2006	XL, XLT	22135
4.1L L6 250 CID	1969	Base; non-thermal	21016	2.3L L4 140 CID	2007	STX, XL, XLT	22135
4.1L L6 250 CID	1970	500, Base, Squire; non-thermal	21016	2.3L L4 140 CID	2008	XL, XLT	22135
4.1L L6 250 CID	1971	500, Base, GT, Squire; non-thermal	21016	2.3L L4 140 CID	2009	Sport, XL, XLT	22135
4.1L L6 250 CID	1972	500, GT, Squire; non-thermal	21016	2.3L L4 140 CID	2010-2011	XL, XLT	22135
4.1L L6 250 CID	1973	500, Squire; non-thermal	21016	2.5L L4 153 CID	1998	Splash, XL, XLT; Exc.Air Cond	22010
4.1L L6 4097cc 250 CID	1969	Base, GT; non-thermal	21016	2.5L L4 153 CID	1998	Splash, XL, XLT; For A/C Belt	22015
4.1L L6 4097cc 250 CID	1970-1971	500, Base, GT, Squire; non-thermal	21016	2.5L L4 153 CID	1999-2001	XL, XLT; Exc.Air Cond	22010
4.1L L6 4097cc 250 CID	1972-1974	500, GT, Squire; non-thermal	21016	2.5L L4 153 CID	1999-2001	XL, XLT; For A/C Belt	22015
4.1L L6 4098cc 250 CID	1969	Base; non-thermal	21016	2.8L V6 171 CID	1983	Base, XL, XLS, XLT	22060
4.1L L6 4098cc 250 CID	1970	500, Base, Squire; non-thermal	21016	2.8L V6 171 CID	1984	S, XL, XLS, XLT	22060
4.1L L6 4098cc 250 CID	1971	500, Base, GT, Squire; non-thermal	21016	2.8L V6 171 CID	1985	Base, XL, XLS, XLT	22060
4.1L L6 4098cc 250 CID	1972	500, GT, Squire; non-thermal	21016	2.9L V6 177 CID	1986	Base, STX, XL, XLT; Exc.Air Cond	22060
4.1L L6 4098cc 250 CID	1973	500, Squire; non-thermal	21016	2.9L V6 177 CID	1986	Base, STX, XL, XLT; For A/C Belt	22060
4.7L V8 289 CID	1966	Custom; non-thermal	21016	2.9L V6 177 CID	1987	Custom, STX, XLT; Exc.Air Cond	22060
4.7L V8 289 CID	1967	500, 500 XL; non-thermal	21016	2.9L V6 177 CID	1987	Custom, STX, XLT; For A/C Belt	22060
4.7L V8 4727cc 289 CID	1966-1967	Base; non-thermal	21016	2.9L V6 177 CID	1988	Custom, STX, XLT	22060
5.0L V8 302 CID	1968-1969	500, Base, GT; non-thermal	21016	2.9L V6 177 CID	1989	Custom, GT, STX, XLT	22060
5.0L V8 302 CID	1970-1971	500, Base, GT, Squire; non-thermal	21016	2.9L V6 177 CID	1990	Custom, STX, XLT	22060
5.0L V8 302 CID	1972-1974	500, GT, Squire; non-thermal	21016	2.9L V6 177 CID	1991-1992	Custom, Sport, STX, XLT	22060
5.0L V8 302 CID	1977-1979	500, GT, Squire; non-thermal	21016	3.0L V6 2986cc 182 CID	1991-1992	Custom, S, Sport, STX, XLT	22064
5.8L V8 351 CID	1969	500, Base, GT; non-thermal	21016	3.0L V6 2986cc 182 CID	1993	Splash, Sport, STX, XL, XLT	22064
5.8L V8 351 CID	1970-1971	500, Base, GT, Squire; non-thermal	21016	3.0L V6 2986cc 182 CID	1994	Splash, STX, XL, XLT	22064
5.8L V8 351 CID	1972-1979	500, GT, Squire; non-thermal	21016	3.0L V6 2986cc 182 CID	1995	Splash, STX, XL, XL Sport, XLT; Max Cooling	22052
5.8L V8 5752cc 351 CID	1969	Base, GT; non-thermal	21016	3.0L V6 2986cc 182 CID	1995	Splash, STX, XL, XL Sport, XLT; Exc.Max Cooling	22078
5.8L V8 5752cc 351 CID	1970-1971	500, Base, GT, Squire; non-thermal	21016	3.0L V6 2986cc 182 CID	1996	Splash, STX, XL, XLT; Max Cooling	22052
5.8L V8 5752cc 351 CID	1972-1974	500, GT, Squire; non-thermal	21016	3.0L V6 2986cc 182 CID	1996	Splash, STX, XL, XLT; Exc.Max Cooling	22078
5.8L V8 5753cc 351 CID	1969	500, Base, GT; non-thermal	21016	3.0L V6 2986cc 182 CID	1997	Splash, Sport, STX, XL, XLT; Max Cooling	22052
5.8L V8 5753cc 351 CID	1970-1971	500, Base, GT, Squire; non-thermal	21016	3.0L V6 2986cc 182 CID	1997	Splash, Sport, STX, XL, XLT; Exc.Max Cooling	22078
5.8L V8 5753cc 351 CID	1972-1974	500, GT, Squire; non-thermal	21016	3.0L V6 2986cc 182 CID	1998	Splash, XL, XLT	22078
5.8L V8 5769cc 352 CID	1966-1967	Base; non-thermal	21016	3.0L V6 2986cc 182 CID	1999-2000	XL, XLT	22078
6.4L V8 390 CID	1967	500, 500 XL; non-thermal	21016	3.0L V6 2986cc 182 CID	2001-2003	Edge, XL, XLT	22078
6.4L V8 390 CID	1968-1969	500, Base, GT; non-thermal	21016	3.0L V6 2986cc 182 CID	2004	Edge, Tremor, XL, XLT	22078
6.4L V8 6391cc 390 CID	1967	Base; non-thermal	21016	3.0L V6 2986cc 182 CID	2005	Edge, STX, XL, XLT	22078
6.4L V8 6391cc 390 CID	1968-1969	Base, GT; non-thermal	21016	3.0L V6 2986cc 182 CID	2006-2007	Sport, STX, XL, XLT	22078
6.6L V8 400 CID	1972-1978	500, GT, Squire; non-thermal	21016	3.0L V6 2986cc 182 CID	2008	Sport, XL, XLT	22078
6.6L V8 6555cc 400 CID	1972-1974	500, GT, Squire; non-thermal	21016	4.0L V6 245 CID	1990	Custom, S, S Plus, STX, XLT; Standard Trans	22166
6.6L V8 6556cc 400 CID	1972-1974	500, GT, Squire; non-thermal	21016	4.0L V6 245 CID	1990	Custom, S, S Plus, STX, XLT; Automatic Trans	22167
7.0L V8 428 CID	1968-1969		22012	4.0L V6 245 CID	1991-1992	Custom, S, Sport, STX, XLT; Max Cooling	22166
7.0L V8 7014cc 428 CID	1968-1969		22012	4.0L V6 245 CID	1991-1992	Custom, S, Sport, STX, XLT; Exc.Max Cooling	22167
7.0L V8 7030cc 429 CID	1970-1973		22012	4.0L V6 245 CID	1993	Splash, Sport, STX, XL, XLT; Max Cooling	22166
7.5L V8 460 CID	1975-1977		22012	4.0L V6 245 CID	1993	Splash, Sport, STX, XL, XLT; Exc.Max Cooling	22167
7.5L V8 7539cc 460 CID	1974		22012	4.0L V6 245 CID	1994	Splash, STX, XL, XLT; Max Cooling	22166
				4.0L V6 245 CID	1994	Splash, STX, XL, XLT; Exc.Max Cooling	22167
				4.0L V6 245 CID	1995	Splash, STX, XL, XL Sport, XLT; Exc.Max Cooling	22166
				4.0L V6 245 CID	1995	Splash, STX, XL, XL Sport, XLT; Max Cooling	22166
RANCH WAGON							
3.9L L6 240 CID	1968-1969	non-thermal	21016				
3.9L L6 3933cc 240 CID	1967-1969	non-thermal	21016				
4.7L V8 4727cc 289 CID	1967	non-thermal	21016				
5.0L V8 302 CID	1968-1972	non-thermal	21016				
5.8L V8 351 CID	1969-1974	non-thermal	21016				
5.8L V8 5752cc 351 CID	1969-1974	non-thermal	21016				
5.8L V8 5753cc 351 CID	1969-1974	non-thermal	21016				
6.4L V8 390 CID	1968-1971	non-thermal	21016				
6.4L V8 6391cc 390 CID	1967-1971	non-thermal	21016				
6.6L V8 400 CID	1971-1974	non-thermal	21016				
6.6L V8 6555cc 400 CID	1971-1974	non-thermal	21016				
6.6L V8 6556cc 400 CID	1971-1974	non-thermal	21016				

Engine	Years	Application Description	USMW	Engine	Years	Application Description	USMW
FORD (cont'd.)				FORD (cont'd.)			
RANGER (cont'd.)				TORINO (cont'd.)			
4.0L V6 245 CID	1996	Splash, STX, XL, XLT; Exc.Max Cooling	22166	5.8L V8 351 CID	1975-1976	Thermal	22011
4.0L V6 245 CID	1996	Splash, STX, XL, XLT; Max Cooling	22166	5.8L V8 5752cc 351 CID	1969-1974	non-thermal	21011
4.0L V6 245 CID	1997	Splash, Sport, STX, XLT; Max Cooling	22166	5.8L V8 5752cc 351 CID	1969-1974	Thermal	22011
4.0L V6 245 CID	1997	Splash, Sport, STX, XLT; Exc.Max Cooling	22167	5.8L V8 5753cc 351 CID	1969-1974	non-thermal	21011
4.0L V6 245 CID	1998	Splash, XL, XLT	22166	5.8L V8 5753cc 351 CID	1969-1974	Thermal	22011
4.0L V6 245 CID	1999-2001	XL, XLT	22166	6.4L V8 6391cc 390 CID	1968-1970	non-thermal	21011
4.0L V6 245 CID	2001	Edge	22167	6.4L V8 6391cc 390 CID	1968-1970	Thermal	22011
4.0L V6 245 CID	2002	Edge, XLT	22166	6.6L V8 400 CID	1975-1976	non-thermal	21011
4.0L V6 245 CID	2002	XL	22167	6.6L V8 400 CID	1975-1976	Thermal	22011
4.0L V6 245 CID	2003	Edge, XL, XLT	22166	6.6L V8 6555cc 400 CID	1972-1974	non-thermal	21011
4.0L V6 245 CID	2004	Edge, Tremor, XLT	22166	6.6L V8 6555cc 400 CID	1972-1974	Thermal	22011
4.0L V6 245 CID	2005	Edge, FX4, XL, XLT	22166	6.6L V8 6556cc 400 CID	1972-1974	non-thermal	21011
4.0L V6 245 CID	2006-2007	FX4, Sport, STX, XL, XLT	22166	6.6L V8 6556cc 400 CID	1972-1974	Thermal	22011
4.0L V6 245 CID	2008-2009	FX4, Sport, XL, XLT	22166	7.0L V8 427 CID	1968	non-thermal	21016
4.0L V6 245 CID	2010-2011	Sport, XL, XLT	22166	7.0L V8 428 CID	1968-1969	non-thermal	21016
THUNDERBIRD				TRANSIT-150			
3.3L L6 200 CID	1980	Base, Silver Anniversary, Town Landau; Exc.Air Cond	22012	3.2L L5 195 CID	2015-2018	Base, XL, XLT	22497
3.3L L6 200 CID	1980	Base, Silver Anniversary, Town Landau; For A/C Belt	22012	TRANSIT-250			
3.3L L6 200 CID	1980-1982	A/C	22038	3.2L L5 195 CID	2015	Base	22497
3.3L L6 200 CID	1980-1982	Exc.A/C	22038	3.2L L5 195 CID	2016-2018	Base, PTV	22497
3.3L L6 200 CID	1981-1982	Base, Heritage, Town Landau; Exc.Air Cond	22012	TRANSIT-350			
3.3L L6 200 CID	1981-1982	Base, Heritage, Town Landau; For A/C Belt	22012	3.2L L5 195 CID	2015-2017	Base, XL, XLT	22497
3.8L V6 232 CID	1982	Base, Heritage, Town Landau; Exc.Air Cond	22126	3.2L L5 195 CID	2018	Base	22497
3.8L V6 232 CID	1982	Base, Heritage, Town Landau; For A/C Belt	22126	TRANSIT-350 HD			
3.8L V6 232 CID	1983	Base, Heritage, LX, Sport	22126	3.2L L5 195 CID	2015-2017	Base, XL, XLT	22497
3.8L V6 232 CID	1984-1985	Base, Elan, Fila, LX, Sport	22126	3.2L L5 195 CID	2018	Base	22497
3.8L V6 232 CID	1986	Base, Elan, LX, Sport	22126	GEO			
3.8L V6 232 CID	1987-1992	Base, LX	22126	TRACKER			
3.8L V6 232 CID	1993	LX	22126	1.6L L4 1588cc 98 CID	1989-1997	Base, LSi	22068
4.2L V8 255 CID	1980	Base	22011	GMC			
4.2L V8 255 CID	1981-1982	non-thermal	21011	B6000			
4.2L V8 255 CID	1981-1982	Base, Heritage, Town Landau	22011	6.0L V8 366 CID	1983-1991		22603
4.2L V8 255 CID	1982	A/C, non-thermal	21011	C15			
5.0L V8 302 CID	1977-1979	non-thermal	21011	4.1L L6 250 CID	1978	non-thermal	21043
5.0L V8 302 CID	1977-1979	Thermal	22011	4.8L L6 292 CID	1978	non-thermal	21043
5.0L V8 302 CID	1983	Base, Heritage, LX, Sport; For A/C Belt	22011	C15/C1500 PICKUP			
5.0L V8 302 CID	1983	Base, Heritage, LX, Sport; Exc.Air Cond	22070	5.0L V6 305 CID	1968-1969		22045
5.0L V8 302 CID	1983-1984	Sport; A/C, non-thermal	21011	5.0L V6 5012cc 305 CID	1968-1969		22045
5.0L V8 302 CID	1983-1984	Sport; Exc.A/C, non-thermal	21011	5.0L V8 307 CID	1968-1973		22045
5.0L V8 302 CID	1984	Base, Elan, Fila, LX, Sport; For A/C Belt	22011	5.0L V8 5031cc 307 CID	1968-1973		22045
5.0L V8 302 CID	1984	Base, Elan, Fila, LX, Sport; Exc.Air Cond	22070	5.7L V6 5753cc 351 CID	1968		22045
5.0L V8 302 CID	1985	Base, Elan, Fila, LX, Sport	22126	5.7L V8 350 CID	1969-1974		22045
5.0L V8 302 CID	1986	Base, Elan, LX, Sport	22126	5.7L V8 5736cc 350 CID	1969-1974		22045
5.0L V8 302 CID	1987-1988	Base, LX, Sport	22126	5.7L V8 5737cc 350 CID	1974		22045
5.0L V8 302 CID	1991-1992	Base, LX	22163	6.5L V8 396 CID	1968-1969		22045
5.0L V8 302 CID	1993	LX	22163	6.5L V8 6489cc 396 CID	1968-1969		22045
5.8L V8 351 CID	1977-1979	non-thermal	21011	6.6L V8 402 CID	1970-1972		22045
5.8L V8 351 CID	1977-1979	Thermal	22011	6.6L V8 6588cc 402 CID	1970-1972		22045
6.4L V8 6391cc 390 CID	1961-1968	non-thermal	21011	7.4L V8 454 CID	1973-1974		22045
6.4L V8 6391cc 390 CID	1961-1968	Thermal	22011	7.4L V8 7439cc 454 CID	1973-1974		22045
6.6L V8 400 CID	1977-1978	non-thermal	21011	7.4L V8 7441cc 454 CID	1973-1974		22045
6.6L V8 400 CID	1977-1978	Thermal	22011	C15/C1500 SUBURBAN			
6.6L V8 6555cc 400 CID	1971-1974	non-thermal	21011	5.0L V6 5012cc 305 CID	1968-1969		22045
6.6L V8 6555cc 400 CID	1971-1974	Thermal	22011	5.0L V8 307 CID	1968-1973		22045
6.6L V8 6556cc 400 CID	1972	non-thermal	21011	5.0L V8 5031cc 307 CID	1968-1973		22045
6.6L V8 6556cc 400 CID	1972	Thermal	22011	5.7L V6 5753cc 351 CID	1968		22045
6.6L V8 6654cc 406 CID	1963	non-thermal	21011	5.7L V8 350 CID	1969-1974		22045
6.6L V8 6654cc 406 CID	1963	Thermal	22011	5.7L V8 5736cc 350 CID	1969-1974		22045
6.6L V8 6654cc 406 CID	1963	non-thermal	21011	5.7L V8 5737cc 350 CID	1974		22045
6.6L V8 6654cc 406 CID	1963	Thermal	22011	6.5L V8 396 CID	1968-1969		22045
7.0L V8 429 CID	1968-1973	non-thermal	21016	6.5L V8 6489cc 396 CID	1968-1969		22045
7.0L V8 6997cc 427 CID	1966-1967	non-thermal	21016	6.6L V8 402 CID	1970-1972		22045
7.0L V8 7014cc 428 CID	1966-1967	non-thermal	21016	6.6L V8 6588cc 402 CID	1970-1972		22045
7.0L V8 7014cc 428 CID	1969	non-thermal	21016	7.4L V8 454 CID	1973-1974		22045
7.0L V8 7030cc 429 CID	1968-1973	non-thermal	21016	7.4L V8 7439cc 454 CID	1973-1974		22045
7.5L V8 460 CID	1975-1976		22012	7.4L V8 7441cc 454 CID	1973-1974		22045
7.5L V8 7539cc 460 CID	1972-1974		22012	C15 SUBURBAN			
TORINO				4.1L L6 250 CID	1978	non-thermal	21043
3.3L L6 200 CID	1968	non-thermal	21016	C25			
3.3L L6 3277cc 200 CID	1968	non-thermal	21016	4.1L L6 250 CID	1978	non-thermal	21043
3.3L L6 3278cc 200 CID	1968	non-thermal	21016	4.8L L6 292 CID	1978	non-thermal	21043
4.1L L6 4097cc 250 CID	1969-1974	non-thermal	21011	5.7L V8 350 CID	1975-1978	Base, High Sierra, Sierra Classic, Sierra Grande	22045
4.1L L6 4097cc 250 CID	1969-1974	Thermal	22011				
4.1L L6 4098cc 250 CID	1969-1974	non-thermal	21011				
4.1L L6 4098cc 250 CID	1969-1974	Thermal	22011				
5.0L V8 302 CID	1968-1974	non-thermal	21011				
5.0L V8 302 CID	1968-1974	Thermal	22011				
5.8L V8 351 CID	1975-1976	non-thermal	21011				

FAN CLUTCHES

Engine	Years	Application Description	USMW	Engine	Years	Application Description	USMW
GMC (cont'd.)				GMC (cont'd.)			
C25 (cont'd.)				C1500 (cont'd.)			
6.6L V8 400 CID	1976-1978	Base, High Sierra, Sierra Classic, Sierra Grande	22045	4.1L L6 250 CID	1982	Base, High Sierra, Sierra Classic, Sierra Grande, Street Coupe; Exc.Air Cond	22043
7.4L V8 454 CID	1975-1978	Base, High Sierra, Sierra Classic, Sierra Grande	22045	4.1L L6 250 CID	1982	Base, High Sierra, Sierra Classic, Sierra Grande, Street Coupe; For A/C Belt	22043
C25/C2500 PICKUP				4.1L L6 250 CID	1983-1984	Base, High Sierra, Sierra Classic; Exc.Air Cond	22043
4.1L L6 250 CID	1968-1974		22045	4.1L L6 250 CID	1983-1984	Base, High Sierra, Sierra Classic; For A/C Belt	22043
4.1L L6 4097cc 250 CID	1968-1974		22045	4.3L V6 262 CID	1985-1986	Base, High Sierra, Sierra Classic; non-thermal, Stamped #DA	21049
4.1L L6 4098cc 250 CID	1972-1974		22045	4.3L V6 262 CID	1985-1986	Base, High Sierra, Sierra Classic; Code DM,GZ	22045
4.8L L6 292 CID	1968-1974		22045	4.3L V6 262 CID	1985-1986	Base, High Sierra, Sierra Classic; Code HG	22045
4.8L L6 4786cc 292 CID	1973-1974		22045	4.3L V6 262 CID	1985-1986	Base, High Sierra, Sierra Classic; Spring Code-DA, Thermal	22049
4.8L L6 4801cc 292 CID	1968-1974		22045	4.3L V6 262 CID	1988-1989	Sierra, Sierra SLE, Sierra SLX; Code GJ,HS	22145
5.0L V6 305 CID	1968-1969		22045	4.3L V6 262 CID	1988-1993	Sierra, Sierra SLE, Sierra SLX; Code AR,AX,BD,GP,HK,JM	22140
5.0L V6 5012cc 305 CID	1968-1969		22045	4.3L V6 262 CID	1988-1993	Sierra, Sierra SLE, Sierra SLX; Code DD,GG,GN	22153
5.0L V8 307 CID	1968-1973		22045	4.3L V6 262 CID	1990-1991	Sierra, Sierra SLE, Sierra SLX; Code HS	22145
5.0L V8 5031cc 307 CID	1968-1973		22045	4.3L V6 262 CID	1992-1993	Sierra, Sierra SLE, Sierra SLX; Code GJ,HS	22145
5.7L V6 5753cc 351 CID	1968		22045	4.3L V6 262 CID	1993	Sierra, Sierra SLE, Sierra SLX; Code GK	22142
5.7L V8 350 CID	1969-1974		22045	4.3L V6 262 CID	1994-1995	Sierra SL, Sierra SLE, Sierra SLT, Sierra Special; Code AR,AX,BD,GP,HK,JM	22140
5.7L V8 5736cc 350 CID	1969-1974		22045	4.3L V6 262 CID	1994-1995	Sierra SL, Sierra SLE, Sierra SLT, Sierra Special; Code GK	22142
5.7L V8 5737cc 350 CID	1974		22045	4.3L V6 262 CID	1994-1995	Sierra SL, Sierra SLE, Sierra SLT, Sierra Special; Code BT,GM,HL	22149
6.5L V8 396 CID	1968-1969		22045	4.3L V6 262 CID	1994-1995	Sierra SL, Sierra SLE, Sierra SLT, Sierra Special; Code DD,GG,GN	22153
6.5L V8 6489cc 396 CID	1968-1969		22045	4.3L V6 262 CID	1996	Sierra SL, Sierra SLE, Sierra SLT, Sierra Special; For A/C Belt	22158
6.6L V8 402 CID	1970-1972		22045	4.3L V6 262 CID	1996	Sierra SL, Sierra SLE, Sierra SLT, Sierra Special; Exc.Air Cond	22162
6.6L V8 6588cc 402 CID	1970-1972		22045	4.3L V6 262 CID	1997	Sierra GT, Sierra SL, Sierra SLE, Sierra SLT, Sierra Special; For A/C Belt	22158
7.4L V8 454 CID	1973-1974		22045	4.3L V6 262 CID	1997	Sierra GT, Sierra SL, Sierra SLE, Sierra SLT, Sierra Special; Exc.Air Cond	22162
7.4L V8 7439cc 454 CID	1973-1974		22045	4.3L V6 262 CID	1998	Sierra SL, Sierra SLE, Sierra SLT, Sierra Special; For A/C Belt	22158
7.4L V8 7441cc 454 CID	1973-1974		22045	4.3L V6 262 CID	1998	Sierra SL, Sierra SLE, Sierra SLT, Sierra Special; Exc.Air Cond	22162
C25/C2500 SUBURBAN				4.8L L6 292 CID	1979	non-thermal	21043
4.1L L6 250 CID	1968-1974		22045	4.8L L6 292 CID	1980	Base, Heavy Half, High Sierra, Sierra Classic, Sierra Grande, Street Coupe; Exc.Air Cond	22043
4.1L L6 4097cc 250 CID	1968-1974		22045	4.8L L6 292 CID	1980	Base, Heavy Half, High Sierra, Sierra Classic, Sierra Grande, Street Coupe; For A/C Belt, Thermal	22049
4.1L L6 4098cc 250 CID	1972-1974		22045	5.0L V8 305 CID	1979		22045
4.8L L6 292 CID	1968-1974		22045	5.0L V8 305 CID	1980	Base, Heavy Half, High Sierra, Sierra Classic, Sierra Grande, Street Coupe; non-thermal, Stamped #FC	21049
4.8L L6 4786cc 292 CID	1973-1974		22045	5.0L V8 305 CID	1980	Base, Heavy Half, High Sierra, Sierra Classic, Sierra Grande, Street Coupe; Code AM	22045
4.8L L6 4801cc 292 CID	1968-1974		22045	5.0L V8 305 CID	1980	Base, Heavy Half, High Sierra, Sierra Classic, Sierra Grande, Street Coupe; Code CB,CU,CX,FB	22045
4.8L L6 4786cc 292 CID	1973-1974		22045	5.0L V8 305 CID	1980	Base, Heavy Half, High Sierra, Sierra Classic, Sierra Grande, Street Coupe; Code DD	22045
4.8L L6 4801cc 292 CID	1968-1974		22045	5.0L V8 305 CID	1980	Base, Heavy Half, High Sierra, Sierra Classic, Sierra Grande, Street Coupe; Code FC, Thermal	22049
5.0L V6 305 CID	1968-1969		22045	5.0L V8 305 CID	1981	Base, High Sierra, Sierra Classic, Sierra Grande, Street Coupe; non-thermal, Stamped #FC	21049
5.0L V6 5012cc 305 CID	1968-1969		22045	5.0L V8 305 CID	1981	Base, High Sierra, Sierra Classic, Sierra Grande, Street Coupe; Code AM	22045
5.0L V8 307 CID	1968-1973		22045	5.0L V8 305 CID	1981	Base, High Sierra, Sierra Classic, Sierra Grande, Street Coupe; Code CB,CU,CX,FB	22045
5.0L V8 5031cc 307 CID	1968-1973		22045	5.0L V8 305 CID	1981	Base, High Sierra, Sierra Classic, Sierra Grande, Street Coupe; Code DD	22045
5.7L V6 5753cc 351 CID	1968		22045	5.0L V8 305 CID	1981	Base, High Sierra, Sierra Classic, Sierra Grande, Street Coupe; Code FC, Thermal	22049
5.7L V8 350 CID	1969-1974		22045	5.0L V8 305 CID	1981-1982	Base, High Sierra, Sierra Classic, Sierra Grande, Street Coupe; Spring Code-DA, Thermal	22049
5.7L V8 5736cc 350 CID	1969-1974		22045	5.0L V8 305 CID	1982	Base, High Sierra, Sierra Classic, Sierra Grande, Street Coupe; non-thermal	21049
5.7L V8 5737cc 350 CID	1974		22045	5.0L V8 305 CID	1982	Base, High Sierra, Sierra Classic, Sierra Grande, Street Coupe; Code DB	22045
6.5L V8 396 CID	1968-1969		22045				
6.5L V8 6489cc 396 CID	1968-1969		22045				
6.6L V8 402 CID	1970-1972		22045				
6.6L V8 6588cc 402 CID	1970-1972		22045				
7.4L V8 454 CID	1973-1974		22045				
7.4L V8 7439cc 454 CID	1973-1974		22045				
7.4L V8 7441cc 454 CID	1973-1974		22045				
C1500							
4.1L L6 250 CID	1979	non-thermal	21043				
4.1L L6 250 CID	1980	Base, Heavy Half, High Sierra, Sierra Classic, Sierra Grande, Street Coupe	22043				
4.1L L6 250 CID	1981	Base, High Sierra, Sierra Classic, Sierra Grande, Street Coupe	22043				



FAN CLUTCH APPLICATION GUIDE



Engine	Years	Application Description	USMW	Engine	Years	Application Description	USMW
GMC (cont'd.)				GMC (cont'd.)			
C1500 (cont'd.)				C1500 (cont'd.)			
5.0L V8 305 CID	1982	Base, High Sierra, Sierra Classic, Sierra Grande, Street Coupe; Code CM,FC, Thermal	22049	5.7L V8 350 CID	1983-1984	Base, High Sierra, Sierra Classic; Spring Code-DA, Thermal	22049
5.0L V8 305 CID	1983	Base, High Sierra; non-thermal, Stamped #DA	21049	5.7L V8 350 CID	1984	Base, High Sierra, Sierra Classic; Code DM	22045
5.0L V8 305 CID	1983	Base, High Sierra; Code CM,FC,KC	22045	5.7L V8 350 CID	1986	Base, High Sierra, Sierra Classic; non-thermal, Stamped #DA	21049
5.0L V8 305 CID	1983	Base, High Sierra; Code DB	22045	5.7L V8 350 CID	1986	Base, High Sierra, Sierra Classic; Code CM,FC,HD,KC	22045
5.0L V8 305 CID	1983	Base, High Sierra; Spring Code-DA, Thermal	22049	5.7L V8 350 CID	1986	Base, High Sierra, Sierra Classic; Code DB	22045
5.0L V8 305 CID	1984	Base, High Sierra, Sierra Classic; Code CM,FC,KC	22045	5.7L V8 350 CID	1986	Base, High Sierra, Sierra Classic; Code DM,GZ	22045
5.0L V8 305 CID	1984	Base, High Sierra, Sierra Classic; Code DM	22045	5.7L V8 350 CID	1986	Base, High Sierra, Sierra Classic; Spring Code-DA, Thermal	22049
5.0L V8 305 CID	1984-1986	Base, High Sierra, Sierra Classic; non-thermal, Stamped #DA	21049	5.7L V8 350 CID	1988-1989	Sierra, Sierra SLE, Sierra SLX; Code GJ,HS	22145
5.0L V8 305 CID	1984-1986	Base, High Sierra, Sierra Classic; Code DB	22045	5.7L V8 350 CID	1988-1993	Sierra, Sierra SLE, Sierra SLX; Code AR,AX,BD,GP,HK,JM	22140
5.0L V8 305 CID	1984-1986	Base, High Sierra, Sierra Classic; Spring Code-DA, Thermal	22049	5.7L V8 350 CID	1988-1993	Sierra, Sierra SLE, Sierra SLX; Code DD,GG,GN	22153
5.0L V8 305 CID	1985-1986	Base, High Sierra, Sierra Classic; Code CM,FC,HD,KC	22045	5.7L V8 350 CID	1990-1991	Sierra, Sierra SLE, Sierra SLX; Code HS	22145
5.0L V8 305 CID	1985-1986	Base, High Sierra, Sierra Classic; Code DM,GZ	22045	5.7L V8 350 CID	1992-1993	Sierra, Sierra SLE, Sierra SLX; Code GJ,HS	22145
5.0L V8 305 CID	1988	Sierra, Sierra SLE, Sierra SLX; Code DE,HS	22149	5.7L V8 350 CID	1993	Sierra, Sierra SLE, Sierra SLX; Code GK	22142
5.0L V8 305 CID	1988-1989	Sierra, Sierra SLE, Sierra SLX; Code HS,GJ	22145	5.7L V8 350 CID	1994-1995	Sierra SL, Sierra SLE, Sierra SLT, Sierra Special; Code AR,AX,BD,GP,HK,JM	22140
5.0L V8 305 CID	1988-1993	Sierra, Sierra SLE, Sierra SLX; Code AR,AX,BD,GP,HK,JM	22140	5.7L V8 350 CID	1994-1995	Sierra SL, Sierra SLE, Sierra SLT, Sierra Special; Code GK	22142
5.0L V8 305 CID	1988-1993	Sierra, Sierra SLE, Sierra SLX; Code DD,GG,GN	22153	5.7L V8 350 CID	1994-1995	Sierra SL, Sierra SLE, Sierra SLT, Sierra Special; Code BT,GM,HL	22149
5.0L V8 305 CID	1992-1993	Sierra, Sierra SLE, Sierra SLX; Code BT,GM,HL	22149	5.7L V8 350 CID	1994-1995	Sierra SL, Sierra SLE, Sierra SLT, Sierra Special; Code DD,GG,GN	22153
5.0L V8 305 CID	1994-1995	Sierra SL, Sierra SLE, Sierra SLT, Sierra Special; Code AR,AX,BD,GP,HK,JM	22140	5.7L V8 350 CID	1996	Sierra SL, Sierra SLE, Sierra SLT, Sierra Special; For A/C Belt	22158
5.0L V8 305 CID	1994-1995	Sierra SL, Sierra SLE, Sierra SLT, Sierra Special; Code BT,GM,HL	22149	5.7L V8 350 CID	1996	Sierra SL, Sierra SLE, Sierra SLT, Sierra Special; Exc.Air Cond	22162
5.0L V8 305 CID	1994-1995	Sierra SL, Sierra SLE, Sierra SLT, Sierra Special; Code DD,GG,GN	22153	5.7L V8 350 CID	1997	Sierra GT, Sierra SL, Sierra SLE, Sierra SLT, Sierra Special; For A/C Belt	22158
5.0L V8 305 CID	1996	Sierra SL, Sierra SLE, Sierra SLT, Sierra Special; For A/C Belt	22158	5.7L V8 350 CID	1997	Sierra GT, Sierra SL, Sierra SLE, Sierra SLT, Sierra Special; Exc.Air Cond	22162
5.0L V8 305 CID	1996	Sierra SL, Sierra SLE, Sierra SLT, Sierra Special; Exc.Air Cond	22162	5.7L V8 350 CID	1998	Sierra SL, Sierra SLE, Sierra SLT, Sierra Special; For A/C Belt	22158
5.0L V8 305 CID	1997	Sierra GT, Sierra SL, Sierra SLE, Sierra SLT, Sierra Special; For A/C Belt	22158	5.7L V8 350 CID	1998	Sierra SL, Sierra SLE, Sierra SLT, Sierra Special; Exc.Air Cond	22162
5.0L V8 305 CID	1997	Sierra GT, Sierra SL, Sierra SLE, Sierra SLT, Sierra Special; Exc.Air Cond	22162	5.7L V8 350 CID	1999	Sierra SL, Sierra SLE, Sierra SLT; For A/C Belt	22158
5.0L V8 305 CID	1998	Sierra SL, Sierra SLE, Sierra SLT, Sierra Special; For A/C Belt	22158	5.7L V8 350 CID	1999	Sierra SL, Sierra SLE, Sierra SLT; Exc.Air Cond	22162
5.0L V8 305 CID	1998	Sierra SL, Sierra SLE, Sierra SLT, Sierra Special; Exc.Air Cond	22162	6.2L V8 379 CID	1982	Base, High Sierra, Sierra Classic, Sierra Grande, Street Coupe; Code AW	22052
5.0L V8 305 CID	1999	Sierra SL, Sierra SLE, Sierra SLT; For A/C Belt	22158	6.2L V8 379 CID	1982	Base, High Sierra, Sierra Classic, Sierra Grande, Street Coupe; Code DT	22052
5.0L V8 305 CID	1999	Sierra SL, Sierra SLE, Sierra SLT; Exc.Air Cond	22162	6.2L V8 379 CID	1982	Base, High Sierra, Sierra Classic, Sierra Grande, Street Coupe; Code AY	22602
5.7L V8 350 CID	1979	Heavy Half; Code AM	22045	6.2L V8 379 CID	1983	Base, High Sierra, Sierra Classic; Code ACC	22052
5.7L V8 350 CID	1980	Heavy Half; Code CB,CU,CX,FB	22045	6.2L V8 379 CID	1983-1984	Base, High Sierra, Sierra Classic; Code ABC	22052
5.7L V8 350 CID	1980	Heavy Half; Code DD	22045	6.2L V8 379 CID	1983-1984	Base, High Sierra, Sierra Classic; Code AW	22052
5.7L V8 350 CID	1981	Base, High Sierra, Sierra Classic, Sierra Grande, Street Coupe; For A/C Belt, non-thermal	21049	6.2L V8 379 CID	1983-1984	Base, High Sierra, Sierra Classic; Code DT	22052
5.7L V8 350 CID	1981	Base, High Sierra, Sierra Classic, Sierra Grande, Street Coupe; Code AM	22045	6.2L V8 379 CID	1985-1986	Base, High Sierra, Sierra Classic; Code ABC,DT	22052
5.7L V8 350 CID	1981	Base, High Sierra, Sierra Classic, Sierra Grande, Street Coupe; Code CB,CU,CX,FB	22045	6.2L V8 379 CID	1985-1986	Base, High Sierra, Sierra Classic; Code AW,HT	22052
5.7L V8 350 CID	1981	Base, High Sierra, Sierra Classic, Sierra Grande, Street Coupe; Exc.Air Cond, Thermal	22049	6.2L V8 379 CID	1988-1993	Sierra, Sierra SLE, Sierra SLX	22154
5.7L V8 350 CID	1981	Base, High Sierra, Sierra Classic, Sierra Grande, Street Coupe; For A/C Belt, Thermal	22049	6.5L V8 395 CID	1994-1996	Sierra SL, Sierra SLE, Sierra SLT, Sierra Special	22605
5.7L V8 350 CID	1981	Base, High Sierra, Sierra Classic, Sierra Grande, Street Coupe; Exc.Air Cond, non-thermal	21049	6.5L V8 395 CID	1997	Sierra GT, Sierra SL, Sierra SLE, Sierra SLT, Sierra Special	22613
5.7L V8 350 CID	1981-1982	Base, High Sierra, Sierra Classic, Sierra Grande, Street Coupe; Code DD	22045	6.6L V8 400 CID	1979		22045
5.7L V8 350 CID	1981-1982	Base, High Sierra, Sierra Classic, Sierra Grande, Street Coupe; Code DD	22045	6.6L V8 400 CID	1980	Base, Heavy Half, High Sierra, Sierra Classic, Sierra Grande, Street Coupe	22045
5.7L V8 350 CID	1981-1982	Base, High Sierra, Sierra Classic, Sierra Grande, Street Coupe; Spring Code-DA, Thermal	22049	7.4L V8 454 CID	1979		22045
5.7L V8 350 CID	1982	Base, High Sierra, Sierra Classic, Sierra Grande, Street Coupe; Code DB	22045	7.4L V8 454 CID	1980	Base, Heavy Half, High Sierra, Sierra Classic, Sierra Grande, Street Coupe	22045
5.7L V8 350 CID	1982	Base, High Sierra, Sierra Classic, Sierra Grande, Street Coupe; Code CM,FC, Thermal	22049	C1500 SUBURBAN			
5.7L V8 350 CID	1983	Base, High Sierra, Sierra Classic; Code DD	22045	4.1L L6 250 CID	1979	non-thermal	21043
5.7L V8 350 CID	1983-1984	Base, High Sierra, Sierra Classic; Exc.Air Cond, non-thermal	21049	4.1L L6 250 CID	1980	Base, High Sierra, Sierra Classic, Sierra Grande	22043
5.7L V8 350 CID	1983-1984	Base, High Sierra, Sierra Classic; Code CM,FC,KC	22045	5.0L V8 305 CID	1979		22045
5.7L V8 350 CID	1983-1984	Base, High Sierra, Sierra Classic; Code DB	22045	5.0L V8 305 CID	1980-1981	Base, High Sierra, Sierra Classic, Sierra Grande; Code AM	22045
5.7L V8 350 CID	1983-1984	Base, High Sierra, Sierra Classic; Code DB	22045	5.0L V8 305 CID	1980-1981	Base, High Sierra, Sierra Classic, Sierra Grande; Code CB,CU,CX,FB	22045
5.7L V8 350 CID	1983-1984	Base, High Sierra, Sierra Classic; Code DB	22045	5.0L V8 305 CID	1980-1981	Base, High Sierra, Sierra Classic, Sierra Grande; Code DD	22045

FAN CLUTCHES



FAN CLUTCH APPLICATION GUIDE



Engine	Years	Application Description	USMW	Engine	Years	Application Description	USMW
GMC (cont'd.)				GMC (cont'd.)			
C1500 SUBURBAN (cont'd.)				C1500 SUBURBAN (cont'd.)			
5.0L V8 305 CID	1980-1981	Base, High Sierra, Sierra Classic, Sierra Grande; Code FC, Thermal	22049	6.2L V8 379 CID	1986	Base, High Sierra	22052
5.0L V8 305 CID	1981-1982	Base, High Sierra, Sierra Classic, Sierra Grande; Spring Code-DA, Thermal	22049	6.5L V8 395 CID	1995-1996	Base, SLE, SLT	22605
5.0L V8 305 CID	1982	Base, High Sierra, Sierra Classic, Sierra Grande; non-thermal	21049	6.5L V8 395 CID	1997-1998	Base, SLE, SLT	22613
5.0L V8 305 CID	1982	Base, High Sierra, Sierra Classic, Sierra Grande; Code DB	22045	6.5L V8 395 CID	1999	Base, SLE, SLT; engine mounting type: bolt-on	22613
5.0L V8 305 CID	1982	Base, High Sierra, Sierra Classic, Sierra Grande; Code CM,FC, Thermal	22049	6.5L V8 395 CID	1999	Base, SLE, SLT; engine mounting type: screw-on	22614
5.0L V8 305 CID	1983-1984	Base, High Sierra, Sierra Classic; Code CM,FC,KC	22045	7.4L V8 454 CID	1979		22045
5.0L V8 305 CID	1983-1986	Base, High Sierra, Sierra Classic; non-thermal, Stamped #DA	21049	7.4L V8 454 CID	1980	Base, High Sierra, Sierra Classic, Sierra Grande	22045
5.0L V8 305 CID	1983-1986	Base, High Sierra, Sierra Classic; Code DB	22045	C2500			
5.0L V8 305 CID	1983-1986	Base, High Sierra, Sierra Classic; Spring Code-DA, Thermal	22049	4.1L L6 250 CID	1980-1981	Base, High Sierra, Sierra Classic, Sierra Grande	22043
5.0L V8 305 CID	1984	Base, High Sierra, Sierra Classic; Code DM	22045	4.1L L6 250 CID	1982	Base, High Sierra, Sierra Classic, Sierra Grande; Exc.Air Cond	22043
5.0L V8 305 CID	1985-1986	Base, High Sierra, Sierra Classic; Code CM,FC,HD,KC	22045	4.1L L6 250 CID	1982	Base, High Sierra, Sierra Classic, Sierra Grande; For A/C Belt	22043
5.0L V8 305 CID	1985-1986	Base, High Sierra, Sierra Classic; Code DM,GZ	22045	4.1L L6 250 CID	1983-1984	Base, High Sierra, Sierra Classic	22043
5.7L V8 350 CID	1979		22045	4.3L V6 262 CID	1985-1986	Base, High Sierra, Sierra Classic; non-thermal, Stamped #DA	21049
5.7L V8 350 CID	1980-1981	Base, High Sierra, Sierra Classic, Sierra Grande; Code AM	22045	4.3L V6 262 CID	1985-1986	Base, High Sierra, Sierra Classic; Code DM,GZ	22045
5.7L V8 350 CID	1980-1981	Base, High Sierra, Sierra Classic, Sierra Grande; Code CB,CU,CX,FB	22045	4.3L V6 262 CID	1985-1986	Base, High Sierra, Sierra Classic; Code HG	22045
5.7L V8 350 CID	1980-1981	Base, High Sierra, Sierra Classic, Sierra Grande; Exc.Air Cond, Thermal	22049	4.3L V6 262 CID	1985-1986	Base, High Sierra, Sierra Classic; Spring Code-DA, Thermal	22049
5.7L V8 350 CID	1980-1981	Base, High Sierra, Sierra Classic, Sierra Grande; For A/C Belt, Thermal	22049	4.3L V6 262 CID	1988-1989	Sierra, Sierra SLE, Sierra SLX; Code GJ,HS	22145
5.7L V8 350 CID	1980-1982	Base, High Sierra, Sierra Classic, Sierra Grande; Code DD	22045	4.3L V6 262 CID	1988-1993	Sierra, Sierra SLE, Sierra SLX; Code AR,AX,BD,GP,HK,JM	22140
5.7L V8 350 CID	1981-1982	Base, High Sierra, Sierra Classic, Sierra Grande; Spring Code-DA, Thermal	22049	4.3L V6 262 CID	1988-1993	Sierra, Sierra SLE, Sierra SLX; Code DD,GG,GN	22153
5.7L V8 350 CID	1982	Base, High Sierra, Sierra Classic, Sierra Grande; Exc.Air Cond, non-thermal	21049	4.3L V6 262 CID	1990-1991	Sierra, Sierra SLE, Sierra SLX; Code HS	22145
5.7L V8 350 CID	1982	Base, High Sierra, Sierra Classic, Sierra Grande; Code DB	22045	4.3L V6 262 CID	1992-1993	Sierra, Sierra SLE, Sierra SLX; Code GJ,HS	22145
5.7L V8 350 CID	1982	Base, High Sierra, Sierra Classic, Sierra Grande; Code CM,FC, Thermal	22049	4.3L V6 262 CID	1993	Sierra, Sierra SLE, Sierra SLX; Code GK	22142
5.7L V8 350 CID	1983	Base, High Sierra, Sierra Classic; Code DD	22045	4.3L V6 262 CID	1994-1995	Sierra SL, Sierra SLE; Code AR,AX,BD,GP,HK,JM	22140
5.7L V8 350 CID	1983-1984	Base, High Sierra, Sierra Classic; Exc.Air Cond, non-thermal	21049	4.3L V6 262 CID	1994-1995	Sierra SL, Sierra SLE; Code GK	22142
5.7L V8 350 CID	1983-1984	Base, High Sierra, Sierra Classic; Code CM,FC,KC	22045	4.3L V6 262 CID	1994-1995	Sierra SL, Sierra SLE; Code BT,GM,HL	22149
5.7L V8 350 CID	1983-1984	Base, High Sierra, Sierra Classic; Code DB	22045	4.3L V6 262 CID	1994-1995	Sierra SL, Sierra SLE; Code DD,GG,GN	22153
5.7L V8 350 CID	1983-1984	Base, High Sierra, Sierra Classic; Spring Code-DA, Thermal	22049	4.8L L6 292 CID	1980-1981	Base, High Sierra, Sierra Classic, Sierra Grande; For A/C Belt, non-thermal	21049
5.7L V8 350 CID	1984	Base, High Sierra, Sierra Classic; Code DM	22045	4.8L L6 292 CID	1980-1981	Base, High Sierra, Sierra Classic, Sierra Grande; Exc.Air Cond	22043
5.7L V8 350 CID	1986	Base, High Sierra, Sierra Classic; non-thermal, Stamped #DA	21049	4.8L L6 292 CID	1980-1981	Base, High Sierra, Sierra Classic, Sierra Grande; For A/C Belt, Thermal	22049
5.7L V8 350 CID	1986	Base, High Sierra, Sierra Classic; Code CM,FC,HD,KC	22045	4.8L L6 292 CID	1982	Base, High Sierra, Sierra Classic, Sierra Grande	22043
5.7L V8 350 CID	1986	Base, High Sierra, Sierra Classic; Code DB	22045	4.8L L6 292 CID	1983	Base, High Sierra, Sierra Classic	22043
5.7L V8 350 CID	1986	Base, High Sierra, Sierra Classic; non-thermal, Stamped #DA	21049	4.8L L6 292 CID	1984	Base, High Sierra, Sierra Classic; Exc.Air Cond	22043
5.7L V8 350 CID	1986	Base, High Sierra, Sierra Classic; Code CM,FC,HD,KC	22045	4.8L L6 292 CID	1984	Base, High Sierra, Sierra Classic; For A/C Belt	22045
5.7L V8 350 CID	1986	Base, High Sierra, Sierra Classic; Code DB	22045	4.8L L6 292 CID	1985-1986	Base, High Sierra, Sierra Classic	22045
5.7L V8 350 CID	1986	Base, High Sierra, Sierra Classic; Code DM,GZ	22045	5.0L V8 305 CID	1979		22045
5.7L V8 350 CID	1986	Base, High Sierra, Sierra Classic; Spring Code-DA, Thermal	22049	5.0L V8 305 CID	1980-1981	Base, High Sierra, Sierra Classic, Sierra Grande; Code AM	22045
5.7L V8 350 CID	1992-1993	Base, SLE; Code GJ,HS	22145	5.0L V8 305 CID	1980-1981	Base, High Sierra, Sierra Classic, Sierra Grande; Code CB,CU,CX,FB	22045
5.7L V8 350 CID	1992-1994	Base, SLE; Code AR,AX,BD,GP,HK,JM	22140	5.0L V8 305 CID	1980-1981	Base, High Sierra, Sierra Classic, Sierra Grande; Code DD	22045
5.7L V8 350 CID	1992-1994	Base, SLE; Code DD,GG,GN	22153	5.0L V8 305 CID	1980-1981	Base, High Sierra, Sierra Classic, Sierra Grande; Code FC, Thermal	22049
5.7L V8 350 CID	1993-1994	Base, SLE; Code GK	22142	5.0L V8 305 CID	1981-1982	Base, High Sierra, Sierra Classic, Sierra Grande; Spring Code-DA, Thermal	22049
5.7L V8 350 CID	1994	Base, SLE; Code BT,GM,HL	22149	5.0L V8 305 CID	1982	Base, High Sierra, Sierra Classic, Sierra Grande; non-thermal	21049
5.7L V8 350 CID	1995	Base, SLE, SLT; Code AR,AX,BD,GP,HK,JM	22140	5.0L V8 305 CID	1982	Base, High Sierra, Sierra Classic, Sierra Grande; Code DB	22045
5.7L V8 350 CID	1995	Base, SLE, SLT; Code GK	22142	5.0L V8 305 CID	1982	Base, High Sierra, Sierra Classic, Sierra Grande; Code CM,FC, Thermal	22049
5.7L V8 350 CID	1995	Base, SLE, SLT; Code BT,GM,HL	22149	5.0L V8 305 CID	1983-1984	Base, High Sierra, Sierra Classic; Code CM,FC,KC	22045
5.7L V8 350 CID	1995	Base, SLE, SLT; Code DD,GG,GN	22153	5.0L V8 305 CID	1983-1985	Base, High Sierra, Sierra Classic; non-thermal, Stamped #DA	21049
5.7L V8 350 CID	1996-1999	Base, SLE, SLT; For A/C Belt	22158	5.0L V8 305 CID	1983-1985	Base, High Sierra, Sierra Classic; Spring Code-DA, Thermal	22049
5.7L V8 350 CID	1996-1999	Base, SLE, SLT; Exc.Air Cond	22162	5.0L V8 305 CID	1983-1986	Base, High Sierra, Sierra Classic; Code DB	22045
6.2L V8 379 CID	1982	Base, High Sierra, Sierra Classic, Sierra Grande; Code DT	22052	5.0L V8 305 CID	1984	Base, High Sierra, Sierra Classic; Code DM	22045
6.2L V8 379 CID	1982	Base, High Sierra, Sierra Classic, Sierra Grande; Code AY	22602	5.0L V8 305 CID	1985-1986	Base, High Sierra, Sierra Classic; Code DM,GZ	22045
6.2L V8 379 CID	1983	Base, High Sierra, Sierra Classic; Code ABC	22052	5.0L V8 305 CID	1986	Base, High Sierra, Sierra Classic; Spring Code-DA	22045
6.2L V8 379 CID	1983	Base, High Sierra, Sierra Classic; Code ACC	22052	5.0L V8 305 CID	1988-1989	Sierra, Sierra SLE, Sierra SLX; Code HS,GJ	22145
6.2L V8 379 CID	1983	Base, High Sierra, Sierra Classic; Code AW	22052				
6.2L V8 379 CID	1983	Base, High Sierra, Sierra Classic; Code DT	22052				
6.2L V8 379 CID	1984	High Sierra, Sierra Classic	22052				
6.2L V8 379 CID	1985	Base, High Sierra, Sierra Classic	22052				



FAN CLUTCH APPLICATION GUIDE



Engine	Years	Application Description	USMW	Engine	Years	Application Description	USMW
GMC (cont'd.)				GMC (cont'd.)			
C2500 (cont'd.)				C2500 (cont'd.)			
5.0L V8 305 CID	1988-1993	Sierra, Sierra SLE, Sierra SLX; Code AR,AX,BD,GP,HK,JM	22140	6.5L V8 395 CID	1999	Sierra SL, Sierra SLE, Sierra SLT; engine mounting type: screw-on	22614
5.0L V8 305 CID	1988-1993	Sierra, Sierra SLE, Sierra SLX; Code DD,GG,GN	22153	6.5L V8 395 CID	2000	Sierra SL, Sierra SLE, Sierra SLT	22614
5.0L V8 305 CID	1990	Sierra, Sierra SLE, Sierra SLX; Code HS	22145	6.6L V8 400 CID	1979		22045
5.0L V8 305 CID	1992-1993	Sierra, Sierra SLE, Sierra SLX; Code BT,GM,HL	22149	7.4L V8 454 CID	1979		22045
5.0L V8 305 CID	1994-1995	Sierra SL, Sierra SLE, Sierra SLT; Code AR,AX,BD,GP,HK,JM	22140	7.4L V8 454 CID	1980	Base, High Sierra, Sierra Classic, Sierra Grande	22045
5.0L V8 305 CID	1994-1995	Sierra SL, Sierra SLE, Sierra SLT; Code BT,GM,HL	22149	7.4L V8 454 CID	1981	Base, High Sierra, Sierra Classic, Sierra Grande; Code DK	22045
5.0L V8 305 CID	1994-1995	Sierra SL, Sierra SLE, Sierra SLT; Code DD,GG,GN	22153	7.4L V8 454 CID	1981	Base, High Sierra, Sierra Classic, Sierra Grande; Code FD	22045
5.0L V8 305 CID	1996-1998	Sierra SL, Sierra SLE, Sierra SLT; For A/C Belt	22158	7.4L V8 454 CID	1982	Base, High Sierra, Sierra Classic, Sierra Grande	22045
5.0L V8 305 CID	1996-1998	Sierra SL, Sierra SLE, Sierra SLT; Exc.Air Cond	22162	7.4L V8 454 CID	1983-1984	Base, High Sierra, Sierra Classic; Code DK	22045
5.7L V8 350 CID	1979		22045	7.4L V8 454 CID	1983-1984	Base, High Sierra, Sierra Classic; Code DM	22045
5.7L V8 350 CID	1980	Base, High Sierra, Sierra Classic, Sierra Grande	22045	7.4L V8 454 CID	1983-1986	Base, High Sierra, Sierra Classic; Code FD	22045
5.7L V8 350 CID	1981	Base, High Sierra, Sierra Classic, Sierra Grande; Code AM	22045	7.4L V8 454 CID	1985-1986	Base, High Sierra, Sierra Classic; Code DM,GZ	22045
5.7L V8 350 CID	1981	Base, High Sierra, Sierra Classic, Sierra Grande; Code CB,CU,CX,FB	22045	7.4L V8 454 CID	1991-1993	Sierra, Sierra SLE, Sierra SLX; Code GD,HM,HN	22145
5.7L V8 350 CID	1981-1982	Base, High Sierra, Sierra Classic, Sierra Grande; Code DM	22045	7.4L V8 454 CID	1991-1993	Sierra, Sierra SLE, Sierra SLX; Code GR,HG,HZ,JW	22145
5.7L V8 350 CID	1981-1982	Base, High Sierra, Sierra Classic, Sierra Grande; Spring Code-DA, Thermal	22049	7.4L V8 454 CID	1994-2000	Sierra SL, Sierra SLE, Sierra SLT	22145
5.7L V8 350 CID	1982	Base, High Sierra, Sierra Classic, Sierra Grande; Exc.Air Cond, non-thermal	21049	C2500 SUBURBAN			
5.7L V8 350 CID	1982	Base, High Sierra, Sierra Classic, Sierra Grande; non-thermal	21049	4.8L L6 292 CID	1980-1981	Base, High Sierra, Sierra Classic, Sierra Grande; For A/C Belt, non-thermal	21049
5.7L V8 350 CID	1982	Base, High Sierra, Sierra Classic, Sierra Grande; Code DB	22045	4.8L L6 292 CID	1980-1981	Base, High Sierra, Sierra Classic, Sierra Grande; Exc.Air Cond	22043
5.7L V8 350 CID	1982	Base, High Sierra, Sierra Classic, Sierra Grande; Code DD	22045	4.8L L6 292 CID	1980-1981	Base, High Sierra, Sierra Classic, Sierra Grande; For A/C Belt, Thermal	22049
5.7L V8 350 CID	1982	Base, High Sierra, Sierra Classic, Sierra Grande; Code CM,FC, Thermal	22049	4.8L L6 292 CID	1982	Base, High Sierra, Sierra Classic, Sierra Grande	22043
5.7L V8 350 CID	1983	Base, High Sierra, Sierra Classic; Code DD	22045	4.8L L6 292 CID	1984	Base, High Sierra, Sierra Classic; Exc.Air Cond	22043
5.7L V8 350 CID	1983-1984	Base, High Sierra, Sierra Classic; Exc.Air Cond, non-thermal	21049	4.8L L6 292 CID	1984	Base, High Sierra, Sierra Classic; For A/C Belt	22045
5.7L V8 350 CID	1983-1984	Base, High Sierra, Sierra Classic; Code CM,FC,KC	22045	5.0L V8 305 CID	1982	Base, High Sierra, Sierra Classic, Sierra Grande; non-thermal, Stamped #CM, FC	21049
5.7L V8 350 CID	1983-1984	Base, High Sierra, Sierra Classic; Code DM	22045	5.0L V8 305 CID	1982	Base, High Sierra, Sierra Classic, Sierra Grande; non-thermal, Stamped #DA	21049
5.7L V8 350 CID	1983-1984	Base, High Sierra, Sierra Classic; Spring Code-DA, Thermal	22049	5.0L V8 305 CID	1982	Base, High Sierra, Sierra Classic, Sierra Grande; Code DB	22045
5.7L V8 350 CID	1983-1986	Base, High Sierra, Sierra Classic; non-thermal, Stamped #DA	21049	5.0L V8 305 CID	1982	Base, High Sierra, Sierra Classic, Sierra Grande; Code CM,FC, Thermal	22049
5.7L V8 350 CID	1983-1986	Base, High Sierra, Sierra Classic; Code DB	22045	5.0L V8 305 CID	1982	Base, High Sierra, Sierra Classic, Sierra Grande; Spring Code-DA, Thermal	22049
5.7L V8 350 CID	1985	Base, High Sierra, Sierra Classic; Code CM,FC,HD,KC	22042	5.0L V8 305 CID	1983-1984	Base, High Sierra, Sierra Classic; Code CM,FC,KC	22045
5.7L V8 350 CID	1985	Base, High Sierra, Sierra Classic; Code HD	22045	5.0L V8 305 CID	1983-1986	Base, High Sierra, Sierra Classic; non-thermal, Stamped #DA	21049
5.7L V8 350 CID	1985-1986	Base, High Sierra, Sierra Classic; Code DM,GZ	22045	5.0L V8 305 CID	1983-1986	Base, High Sierra, Sierra Classic; Code DB	22045
5.7L V8 350 CID	1986	Base, High Sierra, Sierra Classic; Code CM,FC,HD,KC	22045	5.0L V8 305 CID	1983-1986	Base, High Sierra, Sierra Classic; Spring Code-DA, Thermal	22049
5.7L V8 350 CID	1986	Base, High Sierra, Sierra Classic; Spring Code-DA, Thermal	22049	5.0L V8 305 CID	1984	Base, High Sierra, Sierra Classic; Code DM	22045
5.7L V8 350 CID	1988-1989	Sierra, Sierra SLE, Sierra SLX; Code GJ,HS	22145	5.0L V8 305 CID	1985-1986	Base, High Sierra, Sierra Classic; Code DM,GZ	22045
5.7L V8 350 CID	1988-1993	Sierra, Sierra SLE, Sierra SLX; Code AR,AX,BD,GP,HK,JM	22140	5.7L V8 350 CID	1979		22045
5.7L V8 350 CID	1988-1993	Sierra, Sierra SLE, Sierra SLX; Code DD,GG,GN	22153	5.7L V8 350 CID	1980	Base, High Sierra, Sierra Classic, Sierra Grande; Exc.Air Cond, Thermal	22049
5.7L V8 350 CID	1990-1991	Sierra, Sierra SLE, Sierra SLX; Code HS	22145	5.7L V8 350 CID	1980	Base, High Sierra, Sierra Classic, Sierra Grande; For A/C Belt, Thermal	22049
5.7L V8 350 CID	1992-1993	Sierra, Sierra SLE, Sierra SLX; Code GJ,HS	22145	5.7L V8 350 CID	1980-1981	Base, High Sierra, Sierra Classic, Sierra Grande; Code AM	22045
5.7L V8 350 CID	1993	Sierra, Sierra SLE, Sierra SLX; Code GK	22142	5.7L V8 350 CID	1980-1981	Base, High Sierra, Sierra Classic, Sierra Grande; Code CB,CU,CX,FB	22045
5.7L V8 350 CID	1994-1995	Sierra SL, Sierra SLE, Sierra SLT; Code AR,AX,BD,GP,HK,JM	22140	5.7L V8 350 CID	1980-1982	Base, High Sierra, Sierra Classic, Sierra Grande; Code DM	22045
5.7L V8 350 CID	1994-1995	Sierra SL, Sierra SLE, Sierra SLT; Code GK	22142	5.7L V8 350 CID	1981-1982	Base, High Sierra, Sierra Classic, Sierra Grande; Spring Code-DA, Thermal	22049
5.7L V8 350 CID	1994-1995	Sierra SL, Sierra SLE, Sierra SLT; Code BT,GM,HL	22149	5.7L V8 350 CID	1982	Base, High Sierra, Sierra Classic, Sierra Grande; Exc.Air Cond, non-thermal	21049
5.7L V8 350 CID	1994-1995	Sierra SL, Sierra SLE, Sierra SLT; Code DD,GG,GN	22153	5.7L V8 350 CID	1982	Base, High Sierra, Sierra Classic, Sierra Grande; non-thermal, Stamped #DA	21049
5.7L V8 350 CID	1996-2000	Sierra SL, Sierra SLE, Sierra SLT; For A/C Belt	22158	5.7L V8 350 CID	1982	Base, High Sierra, Sierra Classic, Sierra Grande; Code DB	22045
5.7L V8 350 CID	1996-2000	Sierra SL, Sierra SLE, Sierra SLT; Exc.Air Cond	22162	5.7L V8 350 CID	1982	Base, High Sierra, Sierra Classic, Sierra Grande; Code DD	22045
6.2L V8 379 CID	1985-1986	Base, High Sierra, Sierra Classic	22052	5.7L V8 350 CID	1982	Base, High Sierra, Sierra Classic, Sierra Grande; Code CM,FC, Thermal	22049
6.2L V8 379 CID	1988-1993	Sierra, Sierra SLE, Sierra SLX	22154	5.7L V8 350 CID	1983	Base, High Sierra, Sierra Classic; Code DD	22045
6.5L V8 395 CID	1992-1993	Sierra, Sierra SLE, Sierra SLX	22606	5.7L V8 350 CID	1983-1984	Base, High Sierra, Sierra Classic; Exc.Air Cond, non-thermal	21049
6.5L V8 395 CID	1994-1996	Sierra SL, Sierra SLE, Sierra SLT	22605				
6.5L V8 395 CID	1997-1998	Sierra SL, Sierra SLE, Sierra SLT	22613				
6.5L V8 395 CID	1999	Sierra SL, Sierra SLE, Sierra SLT; engine mounting type: bolt-on	22613				

FAN CLUTCHES



FAN CLUTCH APPLICATION GUIDE



Engine	Years	Application Description	USMW	Engine	Years	Application Description	USMW
GMC (cont'd.)				GMC (cont'd.)			
C2500 SUBURBAN (cont'd.)				C3500 (cont'd.)			
5.7L V8 350 CID	1983-1984	Base, High Sierra, Sierra Classic; non-thermal, Stamped #DA	21049	5.0L V8 305 CID	1986	Base, High Sierra, Sierra Classic; Code DB	22045
5.7L V8 350 CID	1983-1984	Base, High Sierra, Sierra Classic; Code CM,FC,KC	22045	5.0L V8 305 CID	1986	Base, High Sierra, Sierra Classic; Code DM,GZ	22045
5.7L V8 350 CID	1983-1984	Base, High Sierra, Sierra Classic; Code DM	22045	5.0L V8 305 CID	1986	Base, High Sierra, Sierra Classic; Spring Code-DA, Thermal	22049
5.7L V8 350 CID	1983-1984	Base, High Sierra, Sierra Classic; Spring Code-DA, Thermal	22049	5.7L V8 350 CID	1979		22045
5.7L V8 350 CID	1983-1986	Base, High Sierra, Sierra Classic; Code DB	22045	5.7L V8 350 CID	1980	Base, High Sierra, Sierra Classic, Sierra Grande	22045
5.7L V8 350 CID	1985	Base, High Sierra, Sierra Classic; Code CM,FC,HD,KC	22042	5.7L V8 350 CID	1981	Base, High Sierra, Sierra Classic, Sierra Grande; Code AM	22045
5.7L V8 350 CID	1985	Base, High Sierra, Sierra Classic; Code HD	22045	5.7L V8 350 CID	1981	Base, High Sierra, Sierra Classic, Sierra Grande; Code CB,CU,CX,FB	22045
5.7L V8 350 CID	1985	Base, High Sierra, Sierra Classic; Stamped #DA, Thermal	22049	5.7L V8 350 CID	1981-1982	Base, High Sierra, Sierra Classic, Sierra Grande; Code DM	22045
5.7L V8 350 CID	1985-1986	Base, High Sierra, Sierra Classic; Code DM,GZ	22045	5.7L V8 350 CID	1981-1982	Base, High Sierra, Sierra Classic, Sierra Grande; Spring Code-DA, Thermal	22049
5.7L V8 350 CID	1986	Base, High Sierra, Sierra Classic; non-thermal, Stamped #DA	21049	5.7L V8 350 CID	1982	Base, High Sierra, Sierra Classic, Sierra Grande; non-thermal, Stamped #DA	21049
5.7L V8 350 CID	1986	Base, High Sierra, Sierra Classic; Code CM,FC,HD,KC	22045	5.7L V8 350 CID	1982	Base, High Sierra, Sierra Classic, Sierra Grande; Code DB	22045
5.7L V8 350 CID	1986	Base, High Sierra, Sierra Classic; Spring Code-DA, Thermal	22049	5.7L V8 350 CID	1983-1984	Base, High Sierra, Sierra Classic; non-thermal, Stamped #DA	21049
5.7L V8 350 CID	1992-1993	Base, SLE; Code GJ,HS	22145	5.7L V8 350 CID	1983-1984	Base, High Sierra, Sierra Classic; Code DM	22045
5.7L V8 350 CID	1992-1994	Base, SLE; Code AR,AX,BD,GP,HK,JM	22140	5.7L V8 350 CID	1983-1984	Base, High Sierra, Sierra Classic; Spring Code-DA, Thermal	22049
5.7L V8 350 CID	1992-1994	Base, SLE; Code DD,GG,GN	22153	5.7L V8 350 CID	1983-1986	Base, High Sierra, Sierra Classic; Code DB	22045
5.7L V8 350 CID	1993-1994	Base, SLE; Code GK	22142	5.7L V8 350 CID	1985	Base, High Sierra, Sierra Classic; Stamped #DA, Thermal	22049
5.7L V8 350 CID	1994	Base, SLE; Code BT,GM,HL	22149	5.7L V8 350 CID	1985-1986	Base, High Sierra, Sierra Classic; Code DM,GZ	22045
5.7L V8 350 CID	1995	Base, SLE, SLT; Code AR,AX,BD,GP,HK,JM	22140	5.7L V8 350 CID	1986	Base, High Sierra, Sierra Classic; non-thermal, Stamped #DA	21049
5.7L V8 350 CID	1995	Base, SLE, SLT; Code GK	22142	5.7L V8 350 CID	1986	Base, High Sierra, Sierra Classic; Spring Code-DA, Thermal	22049
5.7L V8 350 CID	1995	Base, SLE, SLT; Code BT,GM,HL	22149	5.7L V8 350 CID	1986	Base, High Sierra, Sierra Classic; Sierra, Sierra SLE, Sierra SLX; Code GJ,HS	22145
5.7L V8 350 CID	1995	Base, SLE, SLT; Code DD,GG,GN	22153	5.7L V8 350 CID	1988-1989	Sierra, Sierra SLE, Sierra SLX; Code DD,GG,GN	22153
5.7L V8 350 CID	1996	Base, SLE, SLT; For A/C Belt	22158	5.7L V8 350 CID	1988-1993	Sierra, Sierra SLE, Sierra SLX; Code DD,GG,GN	22153
5.7L V8 350 CID	1996	Base, SLE, SLT; Exc.Air Cond	22162	5.7L V8 350 CID	1990-1991	Sierra, Sierra SLE, Sierra SLX; Code HS	22145
5.7L V8 350 CID	1997	Base, SLE; For A/C Belt	22158	5.7L V8 350 CID	1992-1993	Sierra, Sierra SLE, Sierra SLX; Code GJ,HS	22145
5.7L V8 350 CID	1997	Base, SLE; Exc.Air Cond	22162	5.7L V8 350 CID	1993	Sierra, Sierra SLE, Sierra SLX; Code GK	22142
5.7L V8 350 CID	1998-1999	Base, SLE, SLT; For A/C Belt	22158	5.7L V8 350 CID	1994	Sierra SL, Sierra SLE, Sierra SLT; Code BT,GM,HL	22149
5.7L V8 350 CID	1998-1999	Base, SLE, SLT; Exc.Air Cond	22162	5.7L V8 350 CID	1994-1995	Sierra SL, Sierra SLE, Sierra SLT; Code GK	22142
6.2L V8 379 CID	1984-1986	Base, High Sierra, Sierra Classic	22052	5.7L V8 350 CID	1994-1995	Sierra SL, Sierra SLE, Sierra SLT; Code DD,GG,GN	22153
6.5L V8 395 CID	1994	Base, SLE	22605	5.7L V8 350 CID	1995	Sierra SL, Sierra SLE, Sierra SLT; Code BT,GM,HL	22142
6.5L V8 395 CID	1995-1996	Base, SLE, SLT	22605	5.7L V8 350 CID	1996-2000	Sierra SL, Sierra SLE, Sierra SLT; For A/C Belt	22158
6.5L V8 395 CID	1997-1998	Base, SLE, SLT	22613	5.7L V8 350 CID	1996-2000	Sierra SL, Sierra SLE, Sierra SLT; Exc.Air Cond	22162
6.5L V8 395 CID	1999	Base, SLE, SLT; engine mounting type: bolt-on	22613	6.2L V8 379 CID	1984	Sierra Classic	22052
6.5L V8 395 CID	1999	Base, SLE, SLT; engine mounting type: screw-on	22614	6.2L V8 379 CID	1985-1986	Base, High Sierra, Sierra Classic; Code ABC,DT	22052
6.6L V8 400 CID	1980	Base, High Sierra, Sierra Classic, Sierra Grande	22045	6.2L V8 379 CID	1985-1986	Base, High Sierra, Sierra Classic; Code AW,HT	22052
7.4L V8 454 CID	1979		22045	6.2L V8 379 CID	1988-1993	Sierra, Sierra SLE, Sierra SLX	22154
7.4L V8 454 CID	1980-1981	Base, High Sierra, Sierra Classic, Sierra Grande	22045	6.5L V8 395 CID	1992-1993	Sierra, Sierra SLE, Sierra SLX	22606
7.4L V8 454 CID	1982	Base, High Sierra, Sierra Classic, Sierra Grande; Code DK	22045	6.5L V8 395 CID	1994-1996	Sierra SL, Sierra SLE, Sierra SLT	22605
7.4L V8 454 CID	1982	Base, High Sierra, Sierra Classic, Sierra Grande; Code DM	22045	6.5L V8 395 CID	1997-1998	Sierra SL, Sierra SLE, Sierra SLT	22613
7.4L V8 454 CID	1982	Base, High Sierra, Sierra Classic, Sierra Grande; Code DM	22045	6.5L V8 395 CID	1999	Sierra SL, Sierra SLE, Sierra SLT; engine mounting type: bolt-on	22613
7.4L V8 454 CID	1982	Base, High Sierra, Sierra Classic, Sierra Grande; Code FD	22045	6.5L V8 395 CID	1999	Sierra SL, Sierra SLE, Sierra SLT; engine mounting type: screw-on	22614
7.4L V8 454 CID	1983-1984	Base, High Sierra, Sierra Classic; Code DK	22045	6.5L V8 395 CID	2000	Sierra SL, Sierra SLE, Sierra SLT	22614
7.4L V8 454 CID	1983-1984	Base, High Sierra, Sierra Classic; Code DM	22045	6.6L V8 400 CID	1979		22045
7.4L V8 454 CID	1983-1986	Base, High Sierra, Sierra Classic; Code FD	22045	7.4L V8 454 CID	1979		22045
7.4L V8 454 CID	1985-1986	Base, High Sierra, Sierra Classic; Code DM,GZ	22045	7.4L V8 454 CID	1980	Base, High Sierra, Sierra Classic, Sierra Grande	22045
7.4L V8 454 CID	1992-1993	Base, SLE; Code GD,HM,HN	22145	7.4L V8 454 CID	1981	Base, High Sierra, Sierra Classic, Sierra Grande; Code DK	22045
7.4L V8 454 CID	1992-1993	Base, SLE; Code GR,HG,HZ,JW	22145	7.4L V8 454 CID	1981	Base, High Sierra, Sierra Classic, Sierra Grande; Code FD	22045
7.4L V8 454 CID	1994	Base, SLE	22145	7.4L V8 454 CID	1982	Base, High Sierra, Sierra Classic, Sierra Grande	22045
7.4L V8 454 CID	1995-1999	Base, SLE, SLT	22145	7.4L V8 454 CID	1983-1984	Base, High Sierra, Sierra Classic	22045
C3500				C4500 TOPKICK			
4.1L L6 250 CID	1980	Base, High Sierra, Sierra Classic, Sierra Grande	22043	8.1L V8 496 CID	2003-2009		22633
4.8L L6 292 CID	1980-1981	Base, High Sierra, Sierra Classic, Sierra Grande; For A/C Belt, non-thermal	21049				
4.8L L6 292 CID	1980-1981	Base, High Sierra, Sierra Classic, Sierra Grande; Exc.Air Cond	22043				
4.8L L6 292 CID	1980-1981	Base, High Sierra, Sierra Classic, Sierra Grande; For A/C Belt, Thermal	22049				
4.8L L6 292 CID	1982	Base, High Sierra, Sierra Classic, Sierra Grande	22043				
4.8L L6 292 CID	1983	Base, High Sierra, Sierra Classic	22043				
4.8L L6 292 CID	1984	Base, High Sierra, Sierra Classic; Exc.Air Cond	22043				
4.8L L6 292 CID	1984	Base, High Sierra, Sierra Classic; For A/C Belt	22045				
4.8L L6 292 CID	1985-1986	Base, High Sierra, Sierra Classic	22045				
5.0L V8 305 CID	1986	Base, High Sierra, Sierra Classic; non-thermal, Stamped #DA	21049				

Engine	Years	Application Description	USMW	Engine	Years	Application Description	USMW
GMC (cont'd.)				GMC (cont'd.)			
C4500 TOPKICK (cont'd.)				CABALLERO (cont'd.)			
8.1L V8 496 CID	2003-2009	Medium/Heavy Duty	22633	4.4L V8 267 CID	1981	Amarillo, Base, Conquista, Diablo, Royal Knight; Code CU,CX,FB, Thermal	22049
C5000 TOPKICK				4.4L V8 267 CID	1982	Amarillo, Base, Diablo; non-thermal, Stamped #AS	21049
6.0L V8 366 CID	1990-1991		22619	4.4L V8 267 CID	1982	Amarillo, Base, Diablo; non-thermal, Stamped #CU,FB,CX	21049
C5500 TOPKICK				4.4L V8 267 CID	1982	Amarillo, Base, Diablo; Code CM,FC,KC	22045
8.1L V8 496 CID	2003-2009		22633	4.4L V8 267 CID	1982	Amarillo, Base, Diablo; Code AS, Thermal	22049
8.1L V8 496 CID	2003-2009	Medium/Heavy Duty	22633	4.4L V8 267 CID	1982	Amarillo, Base, Diablo; Code CU,CX,FB, Thermal	22049
C6000				5.0L V8 305 CID	1978-1979	non-thermal	21043
6.0L V8 366 CID	1980-1990		22603	5.0L V8 305 CID	1980	Base, Diablo, Laredo; non-thermal, Stamped #AS	21049
C6000 TOPKICK				5.0L V8 305 CID	1980	Base, Diablo, Laredo; non-thermal, Stamped #CU,FB,CX,AD	21049
6.0L V8 366 CID	1990-1996		22619	5.0L V8 305 CID	1980	Base, Diablo, Laredo; Code AJ,DC	22045
C6500 TOPKICK				5.0L V8 305 CID	1980	Base, Diablo, Laredo; Code CM,FC,KC	22045
6.0L V8 366 CID	1997-1998		22619	5.0L V8 305 CID	1980	Base, Diablo, Laredo; Code AD,CU,CX,FB, Thermal	22049
7.0L V8 6998cc 427 CID	1997-1998		22619	5.0L V8 305 CID	1980	Base, Diablo, Laredo; Code AS, Thermal	22049
7.2L L6 441 CID	1999-2002		22608	5.0L V8 305 CID	1981	Amarillo, Base, Conquista, Diablo, Royal Knight; non-thermal, Stamped #AS	21049
7.2L L6 441 CID	1999-2002	Medium/Heavy Duty	22608	5.0L V8 305 CID	1981	Amarillo, Base, Conquista, Diablo, Royal Knight; Code AJ,DC	22045
7.4L V8 454 CID	1999-2000		22608	5.0L V8 305 CID	1981	Amarillo, Base, Conquista, Diablo, Royal Knight; Code CM,FC,KC	22045
7.4L V8 454 CID	1999-2000	Medium/Heavy Duty	22608	5.0L V8 305 CID	1981	Amarillo, Base, Conquista, Diablo, Royal Knight; Code AD,CU,CX,FB, Thermal	22049
7.4L V8 454 CID	1999-2000	Medium/Heavy Duty	22608	5.0L V8 305 CID	1981	Amarillo, Base, Conquista, Diablo, Royal Knight; Code AS, Thermal	22049
8.1L V8 496 CID	2001-2002		22630	5.0L V8 305 CID	1982-1984	Amarillo, Base, Diablo; Exc.Air Cond, non-thermal	21049
8.1L V8 496 CID	2001-2002	Medium/Heavy Duty	22630	5.0L V8 305 CID	1982-1984	Amarillo, Base, Diablo; Exc.Heavy Duty Cooling, For A/C Belt, non-thermal	21049
C7000				5.0L V8 305 CID	1982-1984	Amarillo, Base, Diablo; Calif, For A/C Belt, Heavy Duty Cooling	22045
6.0L V8 366 CID	1980-1990		22603	5.0L V8 305 CID	1982-1984	Amarillo, Base, Diablo; Federal, For A/C Belt, Heavy Duty Cooling	22045
C7000 TOPKICK				5.0L V8 305 CID	1982-1984	Amarillo, Base, Diablo; Exc.Air Cond, Thermal	22049
6.0L V8 366 CID	1990-1996		22619	5.0L V8 305 CID	1982-1984	Amarillo, Base, Diablo; Exc.Heavy Duty Cooling, For A/C Belt, Thermal	22049
7.0L V8 6998cc 427 CID	1990-1996		22619	5.0L V8 305 CID	1985	Amarillo, Base, Diablo; Calif	22045
C7500 TOPKICK				5.0L V8 305 CID	1986	Amarillo, Base, Diablo	22045
6.0L V8 366 CID	1997-1998		22619	5.0L V8 305 CID	1987	Base, Diablo	22045
7.0L V8 6998cc 427 CID	1997-1998		22619	5.7L V8 350 CID	1978-1979	non-thermal	21043
7.2L L6 441 CID	1999-2002		22608	5.7L V8 350 CID	1983-1984	Amarillo, Base, Diablo; Exc.Heavy Duty Cooling, non-thermal	21049
7.2L L6 441 CID	1999-2002	Medium/Heavy Duty	22608	5.7L V8 350 CID	1983-1984	Amarillo, Base, Diablo; Heavy Duty Cooling	22045
7.4L V8 454 CID	1999-2000		22608	5.7L V8 350 CID	1983-1984	Amarillo, Base, Diablo; Exc.Heavy Duty Cooling, Thermal	22049
7.4L V8 454 CID	1999-2000	Medium/Heavy Duty	22608	CANYON			
8.1L V8 496 CID	2001-2002		22630	2.8L L4 171 CID	2016	SLE, SLT	22351
8.1L V8 496 CID	2001-2002	Medium/Heavy Duty	22630	2.8L L4 171 CID	2017	Denali, SLE, SLT	22351
CABALLERO				2.8L L4 2770cc 169 CID	2004	SL, SLE, Z71 Fleet, Z71 SL, Z71 SLE, Z85 SLE	22123
3.3L V6 200 CID	1978-1979	non-thermal	21043	2.8L L4 2770cc 169 CID	2005	Z71 Fleet, Z71 SL, Z71 SLE, Z85 SL, Z85 SLE	22123
3.8L V6 229 CID	1980	Base, Diablo, Laredo; non-thermal, Stamped #AS,AK	21049	2.8L L4 2770cc 169 CID	2006	SL, SLE, WT	22123
3.8L V6 229 CID	1980	Base, Diablo, Laredo; Thermal	22049	2.9L L4 2921cc 178 CID	2007	SL, SLE, WT	22123
3.8L V6 229 CID	1981	Amarillo, Base, Conquista, Diablo, Royal Knight; non-thermal, Stamped #AS,AK	21049	2.9L L4 2921cc 178 CID	2008	SL, SLE, SLT, WT	22123
3.8L V6 229 CID	1981	Amarillo, Base, Conquista, Diablo, Royal Knight; Thermal	22049	2.9L L4 2921cc 178 CID	2009	SLE, SLT, WT	22123
3.8L V6 229 CID	1982-1983	Amarillo, Base, Diablo; non-thermal, Stamped #AS,AK	21049	2.9L L4 2921cc 178 CID	2010-2012	SLE, WT	22123
3.8L V6 229 CID	1982-1983	Amarillo, Base, Diablo; Thermal	22049	3.5L L5 3460cc 211 CID	2004	SL, SLE, Z71 Fleet, Z71 SL, Z71 SLE, Z85 SL, Z85 SLE	22173
3.8L V6 229 CID	1984	Base, Diablo; non-thermal, Stamped #AS,AK	21049	3.5L L5 3460cc 211 CID	2005	Z71 Fleet, Z71 SL, Z71 SLE, Z85 SL, Z85 SLE	22173
3.8L V6 229 CID	1984	Base, Diablo; Thermal	22049	3.5L L5 3460cc 211 CID	2006	SLE, SLT, WT	22173
3.8L V6 231 CID	1979	non-thermal	21043	3.7L L5 3654cc 223 CID	2007-2012	SLE, SLT, WT	22173
3.8L V6 3800cc 231 CID	1978-1979	non-thermal	21043	5.3L V8 5328cc 325 CID	2009	SLT	22615
3.8L V6 3800cc 231 CID	1980	Base, Diablo, Laredo; non-thermal, Stamped #TS	21049	5.3L V8 5328cc 325 CID	2010-2012	SLE, SLT	22615
3.8L V6 3800cc 231 CID	1980	Base, Diablo, Laredo; Thermal	22049	ENVOY			
3.8L V6 3800cc 231 CID	1981	Amarillo, Base, Conquista, Diablo, Royal Knight; non-thermal, Stamped #TS	21049	4.2L L6 256 CID	2002-2007	SLE, SLT	22310
3.8L V6 3800cc 231 CID	1981	Amarillo, Base, Conquista, Diablo, Royal Knight; Thermal	22049	4.2L L6 256 CID	2008-2009	SLE, SLT	22627
3.8L V6 3800cc 231 CID	1982-1984	Amarillo, Base, Diablo; non-thermal	21049	5.3L V8 5328cc 325 CID	2005-2007	Denali	22310
3.8L V6 3800cc 231 CID	1982-1984	Amarillo, Base, Diablo; Thermal	22049	5.3L V8 5328cc 325 CID	2008-2009	Denali	22627
4.3L V6 262 CID	1985-1986	Amarillo, Base, Diablo; non-thermal	21049	ENVOY XL			
4.3L V6 262 CID	1985-1986	Amarillo, Base, Diablo; Thermal	22049	4.2L L6 256 CID	2002-2006	SLE, SLT	22310
4.3L V6 262 CID	1987	Base, Diablo; non-thermal	21049	5.3L V8 5328cc 325 CID	2003-2004	SLE, SLT	22310
4.3L V6 262 CID	1987	Base, Diablo; Thermal	22049				
4.4L V8 267 CID	1979	non-thermal	21043				
4.4L V8 267 CID	1980	Base, Diablo, Laredo; non-thermal, Stamped #AS	21049				
4.4L V8 267 CID	1980	Base, Diablo, Laredo; non-thermal, Stamped #CU,FB,CX	21049				
4.4L V8 267 CID	1980	Base, Diablo, Laredo; Code CM,FC,KC	22045				
4.4L V8 267 CID	1980	Base, Diablo, Laredo; Code AS, Thermal	22049				
4.4L V8 267 CID	1980	Base, Diablo, Laredo; Code CU,CX,FB, Thermal	22049				
4.4L V8 267 CID	1981	Amarillo, Base, Conquista, Diablo, Royal Knight; non-thermal, Stamped #AS	21049				
4.4L V8 267 CID	1981	Amarillo, Base, Conquista, Diablo, Royal Knight; non-thermal, Stamped #CU,FB,CX	21049				
4.4L V8 267 CID	1981	Amarillo, Base, Conquista, Diablo, Royal Knight; Code CM,FC,KC	22045				
4.4L V8 267 CID	1981	Amarillo, Base, Conquista, Diablo, Royal Knight; Code AS, Thermal	22049				

FAN CLUTCHES



FAN CLUTCH APPLICATION GUIDE



Engine	Years	Application Description	USMW	Engine	Years	Application Description	USMW
GMC (cont'd.)				GMC (cont'd.)			
ENVOY XL (cont'd.)				G1500 (cont'd.)			
5.3L V8 5328cc 325 CID	2005	Denali, SLE, SLT	22310	5.0L V8 305 CID	1988-1995	Rally, Rally STX, Vandura; Code GB,GC,GP,HS,RS,SA,SB,SR	22158
5.3L V8 5328cc 325 CID	2006	Denali	22310	5.7L V8 350 CID	1980	Rally, Rally STX, Vandura; Code DD	22045
ENVOY XUV				5.7L V8 350 CID	1980	Rally, Rally STX, Vandura; Code FK	22045
4.2L L6 256 CID	2004-2005	SLE, SLT	22310	5.7L V8 350 CID	1981	Rally, Rally STX, Vandura	22045
5.3L V8 5328cc 325 CID	2004-2005	SLE, SLT	22310	5.7L V8 350 CID	1982	Rally, Rally STX; Code FN,FR	22026
G25				5.7L V8 350 CID	1982	Rally, Rally STX; Code FK	22045
4.8L L6 292 CID	1975-1978	non-thermal	21043	5.7L V8 350 CID	1983	Rally; Code FN,FR	22026
G25/G2500 VAN				5.7L V8 350 CID	1983	Rally; Code FK	22045
4.8L L6 292 CID	1974	non-thermal	21043	5.7L V8 350 CID	1984	Rally, Rally Custom, Rally STX; Code FN,FR	22026
4.8L L6 4786cc 292 CID	1974	non-thermal	21043	5.7L V8 350 CID	1984	Rally, Rally Custom, Rally STX; Code CM,FC,HD,KC	22045
5.7L V8 350 CID	1974	Rally, Vandura	22045	5.7L V8 350 CID	1985-1986	Rally, Rally STX; Code FN,FR	22026
5.7L V8 5737cc 350 CID	1974	Vandura	22045	5.7L V8 350 CID	1985-1986	Rally, Rally STX; Code CM,FC,HD,KC	22045
G35				5.7L V8 350 CID	1987-1988	Rally, Rally STX; Code DE,HS	22149
4.8L L6 292 CID	1975-1978	non-thermal	21043	5.7L V8 350 CID	1987-1988	Rally, Rally STX; Code GG,GN,SJ	22153
6.6L V8 400 CID	1975	Rally, Rally Camper Special, Rally STX, Vandura, Vandura Special	22045	5.7L V8 350 CID	1987-1991	Rally, Rally STX; Code HS	22145
6.6L V8 400 CID	1976-1978	Magnavan, Rally, Rally Camper Special, Rally STX, Vandura, Vandura Special	22045	5.7L V8 350 CID	1987-1993	Rally, Rally STX; Code GE,GR,HK,OF,QD,SG,SH	22142
7.4L V8 454 CID	1976	Magnavan	22045	5.7L V8 350 CID	1988-1993	Rally, Rally STX; Code GB,GC,GP,HS,RS,SA,SB,SR	22158
G35/G3500 VAN				5.7L V8 350 CID	1990-1993	Rally, Rally STX; Code GG,GN,SJ	22153
4.8L L6 292 CID	1974	non-thermal	21043	6.6L V8 400 CID	1979	Rally, Rally STX	22045
4.8L L6 4786cc 292 CID	1974	non-thermal	21043	G2500			
4.8L L6 4801cc 292 CID	1974	non-thermal	21043	4.1L L6 250 CID	1980-1981	Rally, Rally STX, Vandura	22045
G1500				4.1L L6 250 CID	1982	Rally, Rally STX, Vandura; Exc.Air Cond, Exc.Heavy Duty Cooling	22026
4.1L L6 250 CID	1980-1981	Rally, Rally STX, Vandura	22045	4.1L L6 250 CID	1982	Rally, Rally STX, Vandura; For A/C Belt, Heavy Duty Cooling	22045
4.1L L6 250 CID	1982	Rally, Rally STX, Vandura; Exc.Air Cond, non-thermal	21049	4.1L L6 250 CID	1983-1984	Rally, Rally Custom, Rally STX, Vandura; Exc.Air Cond, Exc.Heavy Duty Cooling	22026
4.1L L6 250 CID	1982	Rally, Rally STX, Vandura; For A/C Belt	22045	4.1L L6 250 CID	1983-1984	Rally, Rally Custom, Rally STX, Vandura; For A/C Belt, Heavy Duty Cooling	22045
4.1L L6 250 CID	1982	Rally, Rally STX, Vandura; Exc.Air Cond, Thermal	22049	4.3L V6 262 CID	1985-1986	Rally, Rally STX, Vandura; Code FN	22026
4.1L L6 250 CID	1983-1984	Rally, Rally Custom, Rally STX, Vandura; Exc.Air Cond, non-thermal	21049	4.3L V6 262 CID	1985-1986	Rally, Rally STX, Vandura; Code FK	22045
4.1L L6 250 CID	1983-1984	Rally, Rally Custom, Rally STX, Vandura; For A/C Belt	22045	4.3L V6 262 CID	1985-1986	Rally, Rally STX, Vandura; Code HG	22045
4.1L L6 250 CID	1983-1984	Rally, Rally Custom, Rally STX, Vandura; Exc.Air Cond, Thermal	22049	4.3L V6 262 CID	1987-1989	Rally, Rally STX, Vandura; Code DE,HS	22149
4.3L V6 262 CID	1985-1986	Rally, Rally STX, Vandura; Code FN	22026	4.3L V6 262 CID	1987-1991	Rally, Rally STX, Vandura; Code HS	22145
4.3L V6 262 CID	1985-1986	Rally, Rally STX, Vandura; Code FK	22045	4.3L V6 262 CID	1987-1995	Rally, Rally STX, Vandura; Code GE,GR,HK,OF,QD,SG,SH	22142
4.3L V6 262 CID	1985-1986	Rally, Rally STX, Vandura; Code HG	22045	4.3L V6 262 CID	1987-1995	Rally, Rally STX, Vandura; Code GG,GN,SJ	22153
4.3L V6 262 CID	1987-1989	Rally, Rally STX, Vandura; Code DE,HS	22149	4.3L V6 262 CID	1988-1995	Rally, Rally STX, Vandura; Code GB,GC,GP,HS,RS,SA,SB,SR	22158
4.3L V6 262 CID	1987-1991	Rally, Rally STX, Vandura; Code HS	22145	5.0L V8 305 CID	1980	Rally, Rally STX; non-thermal, Stamped #DJ	21049
4.3L V6 262 CID	1987-1993	Rally, Rally STX, Vandura; Code GE,GR,HK,OF,QD,SG,SH	22142	5.0L V8 305 CID	1980	Rally, Rally STX; Code FK	22045
4.3L V6 262 CID	1987-1993	Rally, Rally STX, Vandura; Code GG,GN,SJ	22153	5.0L V8 305 CID	1980	Rally, Rally STX; Code DJ, Thermal	22049
4.3L V6 262 CID	1988-1993	Rally, Rally STX, Vandura; Code GB,GC,GP,HS,RS,SA,SB,SR	22158	5.0L V8 305 CID	1981	Rally, Rally STX, Vandura; Code FR	22043
4.3L V6 262 CID	1994-1995	Vandura; Code GE,GR,HK,OF,QD,SG,SH	22142	5.0L V8 305 CID	1981-1982	Rally, Rally STX, Vandura; Code FK	22045
4.3L V6 262 CID	1994-1995	Vandura; Code GG,GN,SJ	22153	5.0L V8 305 CID	1981-1983	Vandura; Code FN	22026
4.3L V6 262 CID	1994-1995	Vandura; Code GB,GC,GP,HS,RS,SA,SB,SR	22158	5.0L V8 305 CID	1982	Rally, Rally STX, Vandura; non-thermal, Stamped #FN	21049
5.0L V8 305 CID	1979	Rally, Rally STX, Vandura	22045	5.0L V8 305 CID	1982	Rally, Rally STX, Vandura; Code FN, Thermal	22049
5.0L V8 305 CID	1980	Rally, Rally STX, Vandura; non-thermal, Stamped #DJ	21049	5.0L V8 305 CID	1983	Rally, Rally Custom, Rally STX, Vandura; non-thermal, Stamped #FN	21049
5.0L V8 305 CID	1980	Rally, Rally STX, Vandura; Code DJ, Thermal	22049	5.0L V8 305 CID	1983	Rally, Rally Custom, Rally STX, Vandura; Code FN, Thermal	22049
5.0L V8 305 CID	1980-1982	Rally, Rally STX, Vandura; Code FK	22045	5.0L V8 305 CID	1983-1984	Rally, Rally Custom, Rally STX, Vandura; Code FK	22045
5.0L V8 305 CID	1981	Rally, Rally STX, Vandura; Code FR	22043	5.0L V8 305 CID	1984	Rally, Rally Custom, Rally STX, Vandura; Code FN	22026
5.0L V8 305 CID	1981-1983	Vandura; Code FN	22026	5.0L V8 305 CID	1984	Rally, Rally Custom, Rally STX, Vandura; Code CM,FC,KC	22045
5.0L V8 305 CID	1982	Rally, Rally STX, Vandura; non-thermal, Stamped #FN	21049	5.0L V8 305 CID	1985	Rally, Rally STX, Vandura	22045
5.0L V8 305 CID	1982	Rally, Rally STX, Vandura; Code FN, Thermal	22049	5.0L V8 305 CID	1986	Rally, Rally STX, Vandura; Code CM,FC,HD,KC	22045
5.0L V8 305 CID	1983	Rally, Rally Custom, Rally STX, Vandura; non-thermal, Stamped #FN	21049	5.0L V8 305 CID	1986	Rally, Rally STX, Vandura; Code FK	22045
5.0L V8 305 CID	1983	Rally, Rally Custom, Rally STX, Vandura; Code FN, Thermal	22049	5.0L V8 305 CID	1987-1989	Rally, Rally STX, Vandura; Code DE,HS	22149
5.0L V8 305 CID	1983-1984	Rally, Rally Custom, Rally STX, Vandura; Code FK	22045	5.0L V8 305 CID	1987-1991	Rally, Rally STX, Vandura; Code HS	22145
5.0L V8 305 CID	1984	Rally, Rally Custom, Rally STX, Vandura; Code FN	22026	5.0L V8 305 CID	1987-1995	Rally, Rally STX, Vandura; Code GE,GR,HK,OF,QD,SG,SH	22142
5.0L V8 305 CID	1984	Rally, Rally Custom, Rally STX, Vandura; Code CM,FC,KC	22045	5.0L V8 305 CID	1987-1995	Rally, Rally STX, Vandura; Code GG,GN,SJ	22153
5.0L V8 305 CID	1985-1986	Rally, Rally STX, Vandura; Code FN	22026	5.0L V8 305 CID	1988-1995	Rally, Rally STX, Vandura; Code GB,GC,GP,HS,RS,SA,SB,SR	22158
5.0L V8 305 CID	1985-1986	Rally, Rally STX, Vandura; Code CM,FC,HD,KC	22045	5.7L V8 350 CID	1979	Rally, Rally STX, Vandura	22045
5.0L V8 305 CID	1985-1986	Rally, Rally STX, Vandura; Code FK	22045	5.7L V8 350 CID	1980	Rally, Rally STX, Vandura; non-thermal, Stamped #DJ	21049
5.0L V8 305 CID	1987-1989	Rally, Rally STX, Vandura; Code DE,HS	22149	5.7L V8 350 CID	1980	Rally, Rally STX, Vandura; Code DD	22045
5.0L V8 305 CID	1987-1991	Rally, Rally STX, Vandura; Code HS	22145	5.7L V8 350 CID	1980	Rally, Rally STX, Vandura; Code FK	22045
5.0L V8 305 CID	1987-1995	Rally, Rally STX, Vandura; Code GE,GR,HK,OF,QD,SG,SH	22142	5.7L V8 350 CID	1980	Rally, Rally STX, Vandura; Code DJ, Thermal	22049
5.0L V8 305 CID	1987-1995	Rally, Rally STX, Vandura; Code GG,GN,SJ	22153	5.7L V8 350 CID	1981	Vandura	22026
				5.7L V8 350 CID	1981-1982	Rally, Rally STX; Code FN,FR	22026
				5.7L V8 350 CID	1981-1982	Rally, Rally STX; Code FK	22045

Engine	Years	Application Description	USMW	Engine	Years	Application Description	USMW
GMC (cont'd.)				GMC (cont'd.)			
G2500 (cont'd.)				G3500 (cont'd.)			
5.7L V8 350 CID	1983	Vandura	22026	5.7L V8 350 CID	1987-1989	Magnavan, Rally, Rally Camper Special, Rally STX, Vandura, Vandura Special; Code DE,HS	22149
5.7L V8 350 CID	1983	Rally, Rally Custom, Rally STX; Code FK	22045	5.7L V8 350 CID	1987-1991	Magnavan, Rally, Rally Camper Special, Rally STX, Vandura, Vandura Special; Code HS	22145
5.7L V8 350 CID	1983-1984	Rally, Rally Custom, Rally STX; Code FN,FR	22026	5.7L V8 350 CID	1987-1992	Magnavan, Rally, Rally Camper Special, Rally STX, Vandura, Vandura Special; Code GB,GC,GP,HS,RB,SA,SB,SR	22158
5.7L V8 350 CID	1984	Rally, Rally Custom, Rally STX; Code CM,FC,HD,KC	22045	5.7L V8 350 CID	1992	Magnavan, Rally, Rally Camper Special, Rally STX, Vandura, Vandura Special; Code SL	22145
5.7L V8 350 CID	1985	Vandura	22026	5.7L V8 350 CID	1993-1996	Magnavan, Rally, Rally Camper Special, Rally STX, Vandura, Vandura Special	22158
5.7L V8 350 CID	1985	Rally, Rally STX	22045	6.2L V8 379 CID	1983	Magnavan, Rally, Rally Camper Special, Rally Custom, Rally STX, Vandura, Vandura Special	22052
5.7L V8 350 CID	1986	Vandura	22045	6.2L V8 379 CID	1984	Magnavan, Rally, Rally Camper Special, Rally Custom, Rally STX, Vandura, Vandura Special; Exc.Air Cond	22052
5.7L V8 350 CID	1987-1988	Rally, Rally STX, Vandura; Code DE,HS	22149	6.2L V8 379 CID	1984	Magnavan, Rally, Rally Camper Special, Rally Custom, Rally STX, Vandura, Vandura Special; For A/C Belt	22052
5.7L V8 350 CID	1987-1991	Rally, Rally STX, Vandura; Code HS	22145	6.2L V8 379 CID	1985-1988	Magnavan, Rally, Rally Camper Special, Rally Custom, Rally STX, Vandura, Vandura Special	22052
5.7L V8 350 CID	1987-1995	Rally, Rally STX, Vandura; Code GE,GR,HK,OF,QD,SG,SH	22142	6.2L V8 379 CID	1989-1993	Magnavan, Rally, Rally Camper Special, Rally STX, Vandura, Vandura Special	22052
5.7L V8 350 CID	1988-1991	Rally, Rally STX, Vandura; Code GB,GC,GP,HS,RB,SA,SB,SR	22158	6.5L V8 395 CID	1994	Rally, Rally Camper Special, Rally STX, Vandura, Vandura Special	22154
5.7L V8 350 CID	1990	Rally, Rally STX, Vandura; Code GG,GN,SJ	22153	6.5L V8 395 CID	1995-1996	Magnavan, Rally, Rally Camper Special, Rally STX, Vandura, Vandura Special	22154
5.7L V8 350 CID	1992	Rally, Rally STX, Vandura; Code GG,GN,SJ	22153	6.6L V8 400 CID	1979-1980	Magnavan, Rally, Rally Camper Special, Rally STX, Vandura, Vandura Special	22045
5.7L V8 350 CID	1993-1995	Rally, Rally STX, Vandura; Code GB,GC,GP,HS,RB,SA,SB,SR	22158	7.4L V8 454 CID	1988	Magnavan	22145
6.2L V8 379 CID	1983-1984	Rally, Rally Custom, Rally STX, Vandura	22052	7.4L V8 454 CID	1989-1996	Magnavan, Rally, Rally Camper Special, Rally STX, Vandura, Vandura Special	22145
6.2L V8 379 CID	1985-1989	Rally, Rally STX, Vandura; Code DT,SW	22052	JIMMY			
6.2L V8 379 CID	1985-1991	Rally, Rally STX, Vandura; Code AW,HT	22052	4.1L L6 250 CID	1978-1979	non-thermal	21043
6.2L V8 379 CID	1990-1991	Rally, Rally STX, Vandura; Code SX	22052	4.1L L6 250 CID	1980-1981	Base, High Sierra, Sierra Classic, Sierra Grande, Street Coupe	22043
6.2L V8 379 CID	1992-1993	Rally, Rally STX, Vandura	22052	4.1L L6 250 CID	1982	Base, High Sierra, Sierra Classic, Sierra Grande, Street Coupe; Exc.Air Cond	22043
6.5L V8 395 CID	1994-1995	Rally, Rally STX, Vandura	22154	4.1L L6 250 CID	1982	Base, High Sierra, Sierra Classic, Sierra Grande, Street Coupe; For A/C Belt	22043
6.6L V8 400 CID	1979-1980	Rally, Rally STX, Vandura	22045	4.3L V6 262 CID	1992	Base, SLE, SLT; For A/C Belt	22145
G3500				4.3L V6 262 CID	1992	Base, SLE, SLT; Exc.Air Cond	22153
4.1L L6 250 CID	1982-1984	Vandura, Vandura Special; Exc.Air Cond, Exc.Heavy Duty Cooling	22026	4.3L V6 262 CID	1993	Base, SLE, SLS, SLT; For A/C Belt	22145
4.1L L6 250 CID	1982-1984	Vandura, Vandura Special; For A/C Belt, Heavy Duty Cooling	22045	4.3L V6 262 CID	1993	Base, SLE, SLS, SLT; Exc.Air Cond	22153
4.3L V6 262 CID	1985-1986	Vandura, Vandura Special; Code FN	22026	4.3L V6 262 CID	1995	Base, SL, SLE, SLS, SLT; A/C	22145
4.3L V6 262 CID	1985-1986	Vandura, Vandura Special; Code FK	22045	4.3L V6 262 CID	1995	Base, SL, SLE, SLS, SLT; Exc.A/C	22153
4.3L V6 262 CID	1985-1986	Vandura, Vandura Special; Code HG	22045	4.3L V6 262 CID	1996	Base, SL, SLE, SLS, SLT; For A/C Belt	22158
4.3L V6 262 CID	1987-1989	Vandura, Vandura Special; Code DE,HS	22149	4.3L V6 262 CID	1996	Base, SL, SLE, SLS, SLT; Exc.Air Cond	22162
4.3L V6 262 CID	1987-1991	Vandura, Vandura Special; Code HS	22145	4.3L V6 262 CID	1997	SL, SLE, SLS, SLT; For A/C Belt	22158
4.3L V6 262 CID	1987-1993	Vandura, Vandura Special; Code GG,GN,SJ	22153	4.3L V6 262 CID	1997	SL, SLE, SLS, SLT; Exc.Air Cond	22162
4.3L V6 262 CID	1988-1993	Vandura, Vandura Special; Code GB,GC,GP,HS,RB,SA,SB,SR	22158	4.3L V6 262 CID	1998-1999	Envoy, SL, SLE, SLS, SLT; For A/C Belt	22158
4.3L V6 262 CID	1994	Vandura; Code GG,GN,SJ	22153	4.3L V6 262 CID	1998-1999	Envoy, SL, SLE, SLS, SLT; Exc.Air Cond	22162
4.3L V6 262 CID	1994	Vandura; Code GB,GC,GP,HS,RB,SA,SB,SR	22158	4.3L V6 262 CID	2000	Diamond Edition, Envoy, SLE, SLS, SLT; For A/C Belt	22158
4.3L V6 262 CID	1995	Vandura, Vandura Special; Code GG,GN,SJ	22153	4.3L V6 262 CID	2000	Diamond Edition, Envoy, SLE, SLS, SLT; Exc.Air Cond	22162
4.3L V6 262 CID	1995	Vandura, Vandura Special; Code GB,GC,GP,HS,RB,SA,SB,SR	22158	4.3L V6 262 CID	2001	Diamond Edition, SLE, SLS, SLT; For A/C Belt	22158
5.0L V8 305 CID	1981	Vandura, Vandura Special	22045	4.3L V6 262 CID	2001	Diamond Edition, SLE, SLS, SLT; Exc.Air Cond	22162
5.7L V8 350 CID	1980	Magnavan, Rally, Rally Camper Special, Rally STX, Vandura, Vandura Special; non-thermal, Stamped #DJ	21049	5.0L V8 305 CID	1977-1979	Base, High Sierra, Sierra Classic, Sierra Grande, Street Coupe; non-thermal, Stamped #FC	22045
5.7L V8 350 CID	1980	Magnavan; Code FK	22045	5.0L V8 305 CID	1980-1981	Base, High Sierra, Sierra Classic, Sierra Grande, Street Coupe; Code AM	22045
5.7L V8 350 CID	1980	Magnavan, Rally, Rally Camper Special, Rally STX, Vandura, Vandura Special; Code DJ, Thermal	22049	5.0L V8 305 CID	1980-1981	Base, High Sierra, Sierra Classic, Sierra Grande, Street Coupe; Code CB,CU,CX,FB	22045
5.7L V8 350 CID	1980-1982	Magnavan, Rally, Rally Camper Special, Rally STX, Vandura, Vandura Special; Code DU	22045	5.0L V8 305 CID	1980-1981	Base, High Sierra, Sierra Classic, Sierra Grande, Street Coupe; Code DD	22045
5.7L V8 350 CID	1981-1982	Magnavan, Rally, Rally Camper Special, Rally STX, Vandura, Vandura Special; Code FR	22026	5.0L V8 305 CID	1980-1981	Base, High Sierra, Sierra Classic, Sierra Grande, Street Coupe; Code FC, Thermal	22049
5.7L V8 350 CID	1982	Magnavan; Code FN,FR	22026	5.0L V8 305 CID	1981-1982	Base, High Sierra, Sierra Classic, Sierra Grande, Street Coupe; Spring Code-DA, Thermal	22049
5.7L V8 350 CID	1982	Magnavan; Code FK	22045				
5.7L V8 350 CID	1983	Rally, Rally Camper Special, Rally Custom, Rally STX; Code FK	22045				
5.7L V8 350 CID	1983-1984	Magnavan, Rally, Rally Camper Special, Rally Custom, Rally STX, Vandura, Vandura Special; Code FR	22026				
5.7L V8 350 CID	1983-1984	Rally, Rally Camper Special, Rally Custom, Rally STX; Code FN,FR	22026				
5.7L V8 350 CID	1983-1984	Magnavan, Rally, Rally Camper Special, Rally Custom, Rally STX, Vandura, Vandura Special; Code DU	22045				
5.7L V8 350 CID	1985	Magnavan, Vandura, Vandura Special; Code DM,DU,FL,GZ	22045				
5.7L V8 350 CID	1985-1986	Magnavan, Vandura, Vandura Special; Code FR	22026				
5.7L V8 350 CID	1985-1986	Magnavan, Vandura, Vandura Special; Code FK	22045				
5.7L V8 350 CID	1986	Magnavan, Vandura, Vandura Special; Code DM,DU,FL,GZ	22045				
5.7L V8 350 CID	1987-1988	Magnavan, Rally Custom; Code DM,FK	22045				
5.7L V8 350 CID	1987-1988	Magnavan, Rally Custom; Code DM,GZ	22045				
5.7L V8 350 CID	1987-1988	Magnavan, Rally Custom; Code FK	22045				

Engine	Years	Application Description	USMW	Engine	Years	Application Description	USMW
GMC (cont'd.)				GMC (cont'd.)			
JIMMY (cont'd.)				JIMMY (cont'd.)			
5.0L V8 305 CID	1982	Base, High Sierra, Sierra Classic, Sierra Grande, Street Coupe; non-thermal	21049	6.2L V8 379 CID	1983-1984	Base, High Sierra, Sierra Classic; Code AW	22052
5.0L V8 305 CID	1982	Base, High Sierra, Sierra Classic, Sierra Grande, Street Coupe; Code DB	22045	6.2L V8 379 CID	1983-1984	Base, High Sierra, Sierra Classic; Code DT	22052
5.0L V8 305 CID	1982	Base, High Sierra, Sierra Classic, Sierra Grande, Street Coupe; Code CM,FC, Thermal	22049	6.2L V8 379 CID	1985	Base, High Sierra, Sierra Classic; Code ABC,DT	22052
5.0L V8 305 CID	1983-1984	Base, High Sierra, Sierra Classic; Code CM,FC,KC	22045	6.2L V8 379 CID	1985	Base, High Sierra, Sierra Classic; Code AW,HT	22052
5.0L V8 305 CID	1983-1985	Base, High Sierra, Sierra Classic; non-thermal	21049	6.2L V8 379 CID	1986-1990	Base, Sierra Classic; Code ABC,DT	22052
5.0L V8 305 CID	1983-1985	Base, High Sierra, Sierra Classic; Code DB	22045	6.2L V8 379 CID	1986-1990	Base, Sierra Classic; Code AW,HT	22052
5.0L V8 305 CID	1983-1985	Base, High Sierra, Sierra Classic; Spring Code-DA, Thermal	22049	6.2L V8 379 CID	1987	Base, Sierra Classic; Code ABC,AW	22052
5.0L V8 305 CID	1984	Base, High Sierra, Sierra Classic; Code DM	22045	6.2L V8 379 CID	1991	Base; Code ABC,DT	22052
5.0L V8 305 CID	1985	Base, High Sierra, Sierra Classic; Code DM,GZ	22045	6.2L V8 379 CID	1991	Base; Code AW,HT	22052
5.0L V8 305 CID	1986	Base, Silverado; non-thermal	21049	6.6L V8 400 CID	1975-1979		22045
5.0L V8 305 CID	1986	Base, Sierra Classic; Code DB	22045	7.4L V8 454 CID	1973		22045
5.0L V8 305 CID	1986	Base, Sierra Classic; Spring Code-DA, Thermal	22049	7.4L V8 454 CID	1976		22045
5.0L V8 305 CID	1986-1987	Base, Sierra Classic; Code DM,GZ	22045	7.4L V8 7439cc 454 CID	1973-1974		22045
5.0L V8 305 CID	1987	Base, Sierra Classic; Code CM,FC,HD,KC	22045	7.4L V8 7441cc 454 CID	1973		22045
5.0L V8 305 CID	1987	Base, Sierra Classic; Code DA,DB	22045	K15			
5.0L V8 307 CID	1970-1972		22045	4.1L L6 250 CID	1978	non-thermal	21043
5.0L V8 5031cc 307 CID	1970-1973		22045	K15/K1500 PICKUP			
5.7L V8 350 CID	1970-1979		22045	5.0L V6 305 CID	1968-1969		22045
5.7L V8 350 CID	1980	Base, High Sierra, Sierra Classic, Sierra Grande	22045	5.0L V6 5012cc 305 CID	1968-1969		22045
5.7L V8 350 CID	1981	Base, High Sierra, Sierra Classic, Sierra Grande, Street Coupe; Code AM	22045	5.0L V8 307 CID	1968-1971		22045
5.7L V8 350 CID	1981	Base, High Sierra, Sierra Classic, Sierra Grande, Street Coupe; Code CB,CU,CX,FB	22045	5.0L V8 5031cc 307 CID	1968-1973		22045
5.7L V8 350 CID	1981-1982	Base, High Sierra, Sierra Classic, Sierra Grande, Street Coupe; Code DD	22045	5.7L V6 5753cc 351 CID	1968		22045
5.7L V8 350 CID	1981-1982	Base, High Sierra, Sierra Classic, Sierra Grande, Street Coupe; Spring Code-DA, Thermal	22049	5.7L V8 350 CID	1969-1974		22045
5.7L V8 350 CID	1982	Base, High Sierra, Sierra Classic, Sierra Grande, Street Coupe; Exc.Air Cond, non-thermal	21049	5.7L V8 5736cc 350 CID	1969-1974		22045
5.7L V8 350 CID	1982	Base, High Sierra, Sierra Classic, Sierra Grande, Street Coupe; Code DB	22045	5.7L V8 5737cc 350 CID	1974		22045
5.7L V8 350 CID	1982	Base, High Sierra, Sierra Classic, Sierra Grande, Street Coupe; Code CM,FC, Thermal	22049	6.5L V8 396 CID	1968		22045
5.7L V8 350 CID	1983	Base, High Sierra, Sierra Classic; Code DD	22045	6.5L V8 6489cc 396 CID	1968-1969		22045
5.7L V8 350 CID	1983-1984	Base, High Sierra, Sierra Classic; Exc.Air Cond, non-thermal	21049	6.6L V8 402 CID	1970-1972		22045
5.7L V8 350 CID	1983-1984	Base, High Sierra, Sierra Classic; Code CM,FC,KC	22045	6.6L V8 6588cc 402 CID	1970-1972		22045
5.7L V8 350 CID	1983-1984	Base, High Sierra, Sierra Classic; Spring Code-DA, Thermal	22049	7.4L V8 454 CID	1974		22045
5.7L V8 350 CID	1983-1985	Base, High Sierra, Sierra Classic; Code DB	22045	7.4L V8 7439cc 454 CID	1973-1974		22045
5.7L V8 350 CID	1984	Base, High Sierra, Sierra Classic; Code DM	22045	K15/K1500 SUBURBAN			
5.7L V8 350 CID	1985	Base, High Sierra, Sierra Classic; non-thermal	21049	5.0L V6 305 CID	1969		22045
5.7L V8 350 CID	1985	Base, High Sierra, Sierra Classic; Code CM,FC,HD,KC	22042	5.0L V6 5012cc 305 CID	1968-1969		22045
5.7L V8 350 CID	1985	Base, High Sierra, Sierra Classic; Code DM,GZ	22045	5.0L V8 307 CID	1968		22045
5.7L V8 350 CID	1985	Base, High Sierra, Sierra Classic; Code HD	22045	5.0L V8 307 CID	1970-1973		22045
5.7L V8 350 CID	1986	Base, Silverado; non-thermal	21049	5.0L V8 5031cc 307 CID	1968-1973		22045
5.7L V8 350 CID	1986-1988	Base, Sierra Classic; Spring Code-DA, Thermal	22049	5.7L V6 5753cc 351 CID	1968		22045
5.7L V8 350 CID	1986-1989	Base, Sierra Classic; Code DB	22045	5.7L V8 350 CID	1969-1974		22045
5.7L V8 350 CID	1986-1989	Base, Sierra Classic; Code DM,GZ	22045	5.7L V8 5736cc 350 CID	1969-1974		22045
5.7L V8 350 CID	1987-1988	Base, Sierra Classic; non-thermal	21049	5.7L V8 5737cc 350 CID	1974		22045
5.7L V8 350 CID	1987-1988	Base, Sierra Classic; Code CM,FC,HD,KC	22045	6.5L V8 396 CID	1968		22045
5.7L V8 350 CID	1988-1989	Base, Sierra Classic; Code DK	22045	6.5L V8 6489cc 396 CID	1968-1969		22045
5.7L V8 350 CID	1989-1990	Base, Sierra Classic; Code HK,HL	22140	6.6L V8 402 CID	1970-1972		22045
5.7L V8 350 CID	1989-1990	Base, Sierra Classic; Code DE,GB,HS	22145	6.6L V8 6588cc 402 CID	1970-1972		22045
5.7L V8 350 CID	1989-1990	Base, Sierra Classic; Code GG	22153	7.4L V8 454 CID	1973-1974		22045
5.7L V8 350 CID	1991	Base; Code HK,HL	22140	7.4L V8 7439cc 454 CID	1973-1974		22045
5.7L V8 350 CID	1991	Base; Code DE,GB,HS	22145	7.4L V8 7441cc 454 CID	1973-1974		22045
5.7L V8 350 CID	1991	Base; Code GG	22153	K15 SUBURBAN			
5.7L V8 5736cc 350 CID	1970-1974		22045	4.1L L6 250 CID	1978	non-thermal	21043
5.7L V8 5737cc 350 CID	1974		22045	K25			
6.2L V8 379 CID	1982	Base, High Sierra, Sierra Classic, Sierra Grande, Street Coupe; Code DT	22052	4.1L L6 250 CID	1978	non-thermal	21043
6.2L V8 379 CID	1982	Base, High Sierra, Sierra Classic, Sierra Grande, Street Coupe; Code AY	22602	4.8L L6 292 CID	1978	non-thermal	21043
6.2L V8 379 CID	1983-1984	Base, High Sierra, Sierra Classic; Code ABC	22052	K25/K2500 PICKUP			
				5.0L V6 305 CID	1968-1969		22045
				5.0L V6 5012cc 305 CID	1968-1969		22045
				5.0L V8 307 CID	1968-1972		22045
				5.0L V8 5031cc 307 CID	1968-1973		22045
				5.7L V6 5753cc 351 CID	1968		22045
				5.7L V8 350 CID	1969-1974		22045
				5.7L V8 5736cc 350 CID	1969-1974		22045
				5.7L V8 5737cc 350 CID	1974		22045
				6.5L V8 396 CID	1968		22045
				6.5L V8 6489cc 396 CID	1968-1969		22045
				6.6L V8 402 CID	1970-1972		22045
				6.6L V8 6588cc 402 CID	1970-1972		22045
				7.4L V8 454 CID	1974		22045
				7.4L V8 7439cc 454 CID	1973-1974		22045
				7.4L V8 7441cc 454 CID	1973-1974		22045

Engine	Years	Application Description	USMW	Engine	Years	Application Description	USMW
GMC (cont'd.)				GMC (cont'd.)			
K25 SUBURBAN				K1500 (cont'd.)			
4.8L L6 292 CID	1978	non-thermal	21043	5.0L V8 305 CID	1981	Base, High Sierra, Sierra Classic, Sierra Grande; Code CB,CU,CX,FB	22045
K35				5.0L V8 305 CID	1981	Base, High Sierra, Sierra Classic, Sierra Grande; Code DD	22045
4.8L L6 292 CID	1978	non-thermal	21043	5.0L V8 305 CID	1981	Base, High Sierra, Sierra Classic, Sierra Grande; Code FC, Thermal	22049
5.7L V8 350 CID	1977-1978		22045	5.0L V8 305 CID	1981-1982	Base, High Sierra, Sierra Classic, Sierra Grande; Spring Code-DA, Thermal	22049
6.6L V8 400 CID	1977-1978		22045	5.0L V8 305 CID	1982	Base, High Sierra, Sierra Classic, Sierra Grande; non-thermal	21049
K35/K3500 PICKUP				5.0L V8 305 CID	1982	Base, High Sierra, Sierra Classic, Sierra Grande; Code DB	22045
5.0L V8 307 CID	1970		22045	5.0L V8 305 CID	1982	Base, High Sierra, Sierra Classic, Sierra Grande; Code DB	22049
5.0L V8 5031cc 307 CID	1970		22045	5.0L V8 305 CID	1983-1984	Base, High Sierra, Sierra Classic; Code CM,FC,KC	22045
5.7L V8 350 CID	1970		22045	5.0L V8 305 CID	1983-1986	Base, High Sierra, Sierra Classic; non-thermal	21049
5.7L V8 350 CID	1974		22045	5.0L V8 305 CID	1983-1986	Base, High Sierra, Sierra Classic; Code DB	22045
5.7L V8 5736cc 350 CID	1970		22045	5.0L V8 305 CID	1983-1986	Base, High Sierra, Sierra Classic; Spring Code-DA, Thermal	22049
5.7L V8 5736cc 350 CID	1974		22045	5.0L V8 305 CID	1984	Base, High Sierra, Sierra Classic; Code DM	22045
5.7L V8 5737cc 350 CID	1974		22045	5.0L V8 305 CID	1985-1986	Base, High Sierra, Sierra Classic; Code DM,GZ	22045
6.6L V8 402 CID	1970		22045	5.0L V8 305 CID	1988-1989	Sierra, Sierra SLE, Sierra SLX; Code HS,GJ	22145
6.6L V8 6588cc 402 CID	1970		22045	5.0L V8 305 CID	1988-1992	Sierra, Sierra SLE, Sierra SLX; Code AR,AX,BD,GP,HK,JM	22140
7.4L V8 454 CID	1974		22045	5.0L V8 305 CID	1988-1992	Sierra, Sierra SLE, Sierra SLX; Code DD,GG,GN	22153
7.4L V8 7439cc 454 CID	1974		22045	5.0L V8 305 CID	1992	Sierra, Sierra SLE, Sierra SLX; Code BT,GM,HL	22149
7.4L V8 7441cc 454 CID	1974		22045	5.0L V8 305 CID	1993	Sierra, Sierra SLE, Sierra SLX, Sierra Sport; Code AR,AX,BD,GP,HK,JM	22140
K1500				5.0L V8 305 CID	1993	Sierra, Sierra SLE, Sierra SLX, Sierra Sport; Code BT,GM,HL	22149
4.1L L6 250 CID	1979	non-thermal	21043	5.0L V8 305 CID	1993	Sierra, Sierra SLE, Sierra SLX, Sierra Sport; Code DD,GG,GN	22153
4.1L L6 250 CID	1980-1981	Base, High Sierra, Sierra Classic, Sierra Grande	22043	5.0L V8 305 CID	1993	Sierra, Sierra SLE, Sierra SLX, Sierra Sport; Code DD,GG,GN	22153
4.1L L6 250 CID	1982	Base, High Sierra, Sierra Classic, Sierra Grande; Exc.Air Cond	22043	5.0L V8 305 CID	1994	Sierra SL, Sierra SLE, Sierra SLT, Sierra Special; Code AR,AX,BD,GP,HK,JM	22140
4.1L L6 250 CID	1982	Base, High Sierra, Sierra Classic, Sierra Grande; For A/C Belt	22043	5.0L V8 305 CID	1994	Sierra SL, Sierra SLE, Sierra SLT, Sierra Special; Code DD,GG,GN	22153
4.1L L6 250 CID	1983-1984	Base, High Sierra, Sierra Classic; Exc.Air Cond	22043	5.0L V8 305 CID	1995	Sierra SL, Sierra SLE, Sierra SLS, Sierra SLT, Sierra Special; Code AR,AX,BD,GP,HK,JM	22140
4.1L L6 250 CID	1983-1984	Base, High Sierra, Sierra Classic; For A/C Belt	22043	5.0L V8 305 CID	1995	Sierra SL, Sierra SLE, Sierra SLS, Sierra SLT, Sierra Special; Code BT,GM,HL	22149
4.3L V6 262 CID	1985-1986	Base, High Sierra, Sierra Classic; non-thermal	21049	5.0L V8 305 CID	1995	Sierra SL, Sierra SLE, Sierra SLS, Sierra SLT, Sierra Special; Code DD,GG,GN	22153
4.3L V6 262 CID	1985-1986	Base, High Sierra, Sierra Classic; Code DM,GZ	22045	5.0L V8 305 CID	1996-1998	Sierra SL, Sierra SLE, Sierra SLT, Sierra Special; For A/C Belt	22158
4.3L V6 262 CID	1985-1986	Base, High Sierra, Sierra Classic; Code HG	22045	5.0L V8 305 CID	1996-1998	Sierra SL, Sierra SLE, Sierra SLT, Sierra Special; Exc.Air Cond	22162
4.3L V6 262 CID	1985-1986	Base, High Sierra, Sierra Classic; Spring Code-DA, Thermal	22049	5.0L V8 305 CID	1999	Sierra SL, Sierra SLE, Sierra SLT; For A/C Belt	22158
4.3L V6 262 CID	1988-1990	Sierra, Sierra SLE, Sierra SLX; Code GJ,HS	22145	5.0L V8 305 CID	1999	Sierra SL, Sierra SLE, Sierra SLT; Exc.Air Cond	22162
4.3L V6 262 CID	1988-1992	Sierra, Sierra SLE, Sierra SLX; Code AR,AX,BD,GP,HK,JM	22140	5.7L V8 350 CID	1979	Base, High Sierra, Sierra Classic, Sierra Grande	22045
4.3L V6 262 CID	1988-1992	Sierra, Sierra SLE, Sierra SLX; Code DD,GG,GN	22153	5.7L V8 350 CID	1980	Base, High Sierra, Sierra Classic, Sierra Grande	22045
4.3L V6 262 CID	1991	Sierra, Sierra SLE, Sierra SLX; Code HS	22145	5.7L V8 350 CID	1981	Base, High Sierra, Sierra Classic, Sierra Grande; Code AM	22045
4.3L V6 262 CID	1992	Sierra, Sierra SLE, Sierra SLX; Code GJ,HS	22145	5.7L V8 350 CID	1981	Base, High Sierra, Sierra Classic, Sierra Grande; Code CB,CU,CX,FB	22045
4.3L V6 262 CID	1993	Sierra, Sierra SLE, Sierra SLX, Sierra Sport; Code AR,AX,BD,GP,HK,JM	22140	5.7L V8 350 CID	1981-1982	Base, High Sierra, Sierra Classic, Sierra Grande; Code DD	22045
4.3L V6 262 CID	1993	Sierra, Sierra SLE, Sierra SLX, Sierra Sport; Code GK	22142	5.7L V8 350 CID	1981-1982	Base, High Sierra, Sierra Classic, Sierra Grande; Spring Code-DA, Thermal	22049
4.3L V6 262 CID	1993	Sierra, Sierra SLE, Sierra SLX, Sierra Sport; Code GJ,HS	22145	5.7L V8 350 CID	1982	Base, High Sierra, Sierra Classic, Sierra Grande; Exc.Air Cond, non-thermal	21049
4.3L V6 262 CID	1993	Sierra, Sierra SLE, Sierra SLX, Sierra Sport; Code DD,GG,GN	22153	5.7L V8 350 CID	1982	Base, High Sierra, Sierra Classic, Sierra Grande; Code DB	22045
4.3L V6 262 CID	1994	Sierra SL, Sierra SLE, Sierra SLT, Sierra Special; Code AR,AX,BD,GP,HK,JM	22140	5.7L V8 350 CID	1983	Base, High Sierra, Sierra Classic; Code DD	22045
4.3L V6 262 CID	1994	Sierra SL, Sierra SLE, Sierra SLT, Sierra Special; Code GK	22142	5.7L V8 350 CID	1983-1984	Base, High Sierra, Sierra Classic; Exc.Air Cond, non-thermal	21049
4.3L V6 262 CID	1994	Sierra SL, Sierra SLE, Sierra SLT, Sierra Special; Code BT,GM,HL	22149	5.7L V8 350 CID	1983-1984	Base, High Sierra, Sierra Classic; Code CM,FC,KC	22045
4.3L V6 262 CID	1994	Sierra SL, Sierra SLE, Sierra SLT, Sierra Special; Code DD,GG,GN	22153	5.7L V8 350 CID	1983-1984	Base, High Sierra, Sierra Classic; Code DB	22045
4.3L V6 262 CID	1995	Sierra SL, Sierra SLE, Sierra SLS, Sierra SLT, Sierra Special; Code AR,AX,BD,GP,HK,JM	22140	5.7L V8 350 CID	1983-1984	Base, High Sierra, Sierra Classic; Code DB	22045
4.3L V6 262 CID	1995	Sierra SL, Sierra SLE, Sierra SLS, Sierra SLT, Sierra Special; Code GK	22142	5.7L V8 350 CID	1983-1984	Base, High Sierra, Sierra Classic; Spring Code-DA, Thermal	22049
4.3L V6 262 CID	1995	Sierra SL, Sierra SLE, Sierra SLS, Sierra SLT, Sierra Special; Code BT,GM,HL	22149	5.7L V8 350 CID	1984	Base, High Sierra, Sierra Classic; Code DM	22045
4.3L V6 262 CID	1995	Sierra SL, Sierra SLE, Sierra SLS, Sierra SLT, Sierra Special; Code DD,GG,GN	22153	5.7L V8 350 CID	1986	Base, High Sierra, Sierra Classic; non-thermal	21049
4.3L V6 262 CID	1996-1998	Sierra SL, Sierra SLE, Sierra SLT, Sierra Special; For A/C Belt	22158				
4.3L V6 262 CID	1996-1998	Sierra SL, Sierra SLE, Sierra SLT, Sierra Special; Exc.Air Cond	22162				
4.8L L6 292 CID	1979	non-thermal	21043				
4.8L L6 292 CID	1980	Base, High Sierra, Sierra Classic, Sierra Grande; For A/C Belt, non-thermal	21049				
4.8L L6 292 CID	1980	Base, High Sierra, Sierra Classic, Sierra Grande	22043				
4.8L L6 292 CID	1980	Base, High Sierra, Sierra Classic, Sierra Grande; For A/C Belt, Thermal	22049				
5.0L V8 305 CID	1979		22045				
5.0L V8 305 CID	1981	Base, High Sierra, Sierra Classic, Sierra Grande; Code AM	22045				

Engine	Years	Application Description	USMW	Engine	Years	Application Description	USMW
GMC (cont'd.)				GMC (cont'd.)			
K1500 (cont'd.)				K1500 SUBURBAN (cont'd.)			
5.7L V8 350 CID	1986	Base, High Sierra, Sierra Classic; Code DB	22045	5.0L V8 305 CID	1982	Base, High Sierra, Sierra Classic, Sierra Grande; Code CM,FC, Thermal	22049
5.7L V8 350 CID	1986	Base, High Sierra, Sierra Classic; Code DM,GZ	22045	5.0L V8 305 CID	1982	Base, High Sierra, Sierra Classic, Sierra Grande; Spring Code-DA, Thermal	22049
5.7L V8 350 CID	1986	Base, High Sierra, Sierra Classic; Spring Code-DA, Thermal	22049	5.0L V8 305 CID	1983-1984	Base, High Sierra, Sierra Classic; Code CM,FC,KC	22045
5.7L V8 350 CID	1988-1990	Sierra, Sierra SLE, Sierra SLX; Code GJ,HS	22145	5.0L V8 305 CID	1983-1985	Base, High Sierra, Sierra Classic; non-thermal	21049
5.7L V8 350 CID	1988-1992	Sierra, Sierra SLE, Sierra SLX; Code AR,AX,BD,GP,HK,JM	22140	5.0L V8 305 CID	1983-1985	Base, High Sierra, Sierra Classic; Code DB	22045
5.7L V8 350 CID	1988-1992	Sierra, Sierra SLE, Sierra SLX; Code DD,GG,GN	22153	5.0L V8 305 CID	1983-1985	Base, High Sierra, Sierra Classic; Spring Code-DA, Thermal	22049
5.7L V8 350 CID	1991	Sierra, Sierra SLE, Sierra SLX; Code HS	22145	5.0L V8 305 CID	1984	Base, High Sierra, Sierra Classic; Code DM	22045
5.7L V8 350 CID	1992	Sierra, Sierra SLE, Sierra SLX; Code GJ,HS	22145	5.0L V8 305 CID	1985	Base, High Sierra, Sierra Classic; Code DM,GZ	22045
5.7L V8 350 CID	1993	Sierra, Sierra SLE, Sierra SLX, Sierra Sport; Code AR,AX,BD,GP,HK,JM	22140	5.7L V8 350 CID	1979		22045
5.7L V8 350 CID	1993	Sierra, Sierra SLE, Sierra SLX, Sierra Sport; Code GK	22142	5.7L V8 350 CID	1980	Base, High Sierra, Sierra Classic, Sierra Grande	22045
5.7L V8 350 CID	1993	Sierra, Sierra SLE, Sierra SLX, Sierra Sport; Code GJ,HS	22145	5.7L V8 350 CID	1981	Base, High Sierra, Sierra Classic, Sierra Grande; Code AM	22045
5.7L V8 350 CID	1993	Sierra, Sierra SLE, Sierra SLX, Sierra Sport; Code DD,GG,GN	22153	5.7L V8 350 CID	1981	Base, High Sierra, Sierra Classic, Sierra Grande; Code CB,CU,CX,FB	22045
5.7L V8 350 CID	1994	Sierra SL, Sierra SLE, Sierra SLT, Sierra Special; Code AR,AX,BD,GP,HK,JM	22140	5.7L V8 350 CID	1981-1982	Base, High Sierra, Sierra Classic, Sierra Grande; Code DD	22045
5.7L V8 350 CID	1994	Sierra SL, Sierra SLE, Sierra SLT, Sierra Special; Code GK	22142	5.7L V8 350 CID	1981-1982	Base, High Sierra, Sierra Classic, Sierra Grande; Spring Code-DA, Thermal	22049
5.7L V8 350 CID	1994	Sierra SL, Sierra SLE, Sierra SLT, Sierra Special; Code BT,GM,HL	22149	5.7L V8 350 CID	1982	Base, High Sierra, Sierra Classic, Sierra Grande; Exc.Air Cond, non-thermal	21049
5.7L V8 350 CID	1994	Sierra SL, Sierra SLE, Sierra SLT, Sierra Special; Code DD,GG,GN	22153	5.7L V8 350 CID	1982	Base, High Sierra, Sierra Classic, Sierra Grande; Code DB	22045
5.7L V8 350 CID	1995	Sierra SL, Sierra SLE, Sierra SLS, Sierra SLT, Sierra Special; Code AR,AX,BD,GP,HK,JM	22140	5.7L V8 350 CID	1983	Base, High Sierra, Sierra Classic; Code DD	22045
5.7L V8 350 CID	1995	Sierra SL, Sierra SLE, Sierra SLS, Sierra SLT, Sierra Special; Code GK	22142	5.7L V8 350 CID	1983-1984	Base, High Sierra, Sierra Classic; Exc.Air Cond, non-thermal	21049
5.7L V8 350 CID	1995	Sierra SL, Sierra SLE, Sierra SLS, Sierra SLT, Sierra Special; Code BT,GM,HL	22149	5.7L V8 350 CID	1983-1984	Base, High Sierra, Sierra Classic; Code CM,FC,KC	22045
5.7L V8 350 CID	1995	Sierra SL, Sierra SLE, Sierra SLS, Sierra SLT, Sierra Special; Code DD,GG,GN	22153	5.7L V8 350 CID	1983-1984	Base, High Sierra, Sierra Classic; Spring Code-DA, Thermal	22049
5.7L V8 350 CID	1996-1998	Sierra SL, Sierra SLE, Sierra SLT, Sierra Special; For A/C Belt	22158	5.7L V8 350 CID	1983-1986	Base, High Sierra, Sierra Classic; Code DB	22045
5.7L V8 350 CID	1996-1998	Sierra SL, Sierra SLE, Sierra SLT, Sierra Special; Exc.Air Cond	22162	5.7L V8 350 CID	1984	Base, High Sierra, Sierra Classic; Code DM	22045
5.7L V8 350 CID	1999	Sierra SL, Sierra SLE, Sierra SLT; For A/C Belt	22158	5.7L V8 350 CID	1985	Base, High Sierra, Sierra Classic; Code CM,FC,HD,KC	22042
5.7L V8 350 CID	1999	Sierra SL, Sierra SLE, Sierra SLT; Exc.Air Cond	22162	5.7L V8 350 CID	1985	Base, High Sierra, Sierra Classic; Code HD	22045
6.2L V8 379 CID	1982	Base, High Sierra, Sierra Classic, Sierra Grande; Code DT	22052	5.7L V8 350 CID	1985-1986	Base, High Sierra, Sierra Classic; non-thermal	21049
6.2L V8 379 CID	1982	Base, High Sierra, Sierra Classic, Sierra Grande; Code AY	22602	5.7L V8 350 CID	1985-1986	Base, High Sierra, Sierra Classic; Code DM,GZ	22045
6.2L V8 379 CID	1983	Base, High Sierra, Sierra Classic; Code ACC	22052	5.7L V8 350 CID	1986	Base, High Sierra, Sierra Classic; Spring Code-DA, Thermal	22049
6.2L V8 379 CID	1983-1984	Base, High Sierra, Sierra Classic; Code ABC	22052	5.7L V8 350 CID	1992-1994	Base, SLE; Code AR,AX,BD,GP,HK,JM	22140
6.2L V8 379 CID	1983-1984	Base, High Sierra, Sierra Classic; Code AV	22052	5.7L V8 350 CID	1992-1994	Base, SLE; Code GJ,HS	22145
6.2L V8 379 CID	1983-1984	Base, High Sierra, Sierra Classic; Code DT	22052	5.7L V8 350 CID	1992-1994	Base, SLE; Code DD,GG,GN	22153
6.2L V8 379 CID	1985-1986	Base, High Sierra, Sierra Classic; Code ABC,DT	22052	5.7L V8 350 CID	1993-1994	Base, SLE; Code GK	22142
6.2L V8 379 CID	1985-1986	Base, High Sierra, Sierra Classic; Code AV,HT	22052	5.7L V8 350 CID	1994	Base, SLE; Code BT,GM,HL	22149
6.2L V8 379 CID	1988-1992	Sierra, Sierra SLE, Sierra SLX	22154	5.7L V8 350 CID	1995	Base, SLE, SLT; Code AR,AX,BD,GP,HK,JM	22140
6.2L V8 379 CID	1993	Sierra, Sierra SLE, Sierra SLX, Sierra Sport	22154	5.7L V8 350 CID	1995	Base, SLE, SLT; Code GK	22142
6.5L V8 395 CID	1994	Sierra SL, Sierra SLE, Sierra SLT, Sierra Special	22605	5.7L V8 350 CID	1995	Base, SLE, SLT; Code BT,GM,HL	22149
6.5L V8 395 CID	1995	Sierra SL, Sierra SLE, Sierra SLS, Sierra SLT, Sierra Special	22605	5.7L V8 350 CID	1995	Base, SLE, SLT; Code DD,GG,GN	22153
6.5L V8 395 CID	1996	Sierra SL, Sierra SLE, Sierra SLT, Sierra Special	22605	5.7L V8 350 CID	1996-1999	Base, SLE, SLT; For A/C Belt	22158
6.5L V8 395 CID	1997	Sierra SL, Sierra SLE, Sierra SLT	22613	5.7L V8 350 CID	1996-1999	Base, SLE, SLT; Exc.Air Cond	22162
6.5L V8 395 CID	1998	Sierra SL, Sierra SLE, Sierra SLT, Sierra Special	22613	6.2L V8 379 CID	1982	Base, High Sierra, Sierra Classic, Sierra Grande; Code DT	22052
6.6L V8 400 CID	1979		22045	6.2L V8 379 CID	1982	Base, High Sierra, Sierra Classic, Sierra Grande; Code AY	22602
6.6L V8 400 CID	1980	Base, High Sierra, Sierra Classic, Sierra Grande	22045	6.2L V8 379 CID	1983	Base, High Sierra, Sierra Classic; Code ACC	22052
7.4L V8 454 CID	1979		22045	6.2L V8 379 CID	1983-1984	Base, High Sierra, Sierra Classic; Code ABC	22052
7.4L V8 454 CID	1980	Base, High Sierra, Sierra Classic, Sierra Grande	22045	6.2L V8 379 CID	1983-1984	Base, High Sierra, Sierra Classic; Code AV	22052
				6.2L V8 379 CID	1983-1984	Base, High Sierra, Sierra Classic; Code DT	22052
				6.2L V8 379 CID	1985-1986	Base, High Sierra, Sierra Classic; Code ABC,DT	22052
				6.2L V8 379 CID	1985-1986	Base, High Sierra, Sierra Classic; Code AV,HT	22052
				6.5L V8 395 CID	1995-1996	Base, SLE, SLT	22605
				6.5L V8 395 CID	1997-1998	Base, SLE, SLT	22613
				6.5L V8 395 CID	1999	Base, SLE, SLT; engine mounting type: bolt-on	22613
				6.5L V8 395 CID	1999	Base, SLE, SLT; engine mounting type: screw-on	22614
				6.6L V8 400 CID	1979		22045
				6.6L V8 400 CID	1980	Base, High Sierra, Sierra Classic, Sierra Grande	22045
K1500 SUBURBAN							
4.1L L6 250 CID	1979	non-thermal	21043				
4.1L L6 250 CID	1980	Base, High Sierra, Sierra Classic, Sierra Grande	22043				
5.0L V8 305 CID	1979		22045				
5.0L V8 305 CID	1982	Base, High Sierra, Sierra Classic, Sierra Grande; non-thermal	21049				
5.0L V8 305 CID	1982	Base, High Sierra, Sierra Classic, Sierra Grande; Code DB	22045				



FAN CLUTCH APPLICATION GUIDE



Engine	Years	Application Description	USMW	Engine	Years	Application Description	USMW
GMC (cont'd.)				GMC (cont'd.)			
K2500				K2500 (cont'd.)			
4.1L L6 250 CID	1980	Base, High Sierra, Sierra Classic, Sierra Grande	22043	5.7L V8 350 CID	1983-1984	Base, High Sierra, Sierra Classic; Code DM	22045
4.3L V6 262 CID	1985	Base, High Sierra, Sierra Classic; non-thermal, Stamped #DA	21049	5.7L V8 350 CID	1983-1984	Base, High Sierra, Sierra Classic; Spring Code-DA, Thermal	22049
4.3L V6 262 CID	1985	Base, High Sierra, Sierra Classic; Code DM,GZ	22045	5.7L V8 350 CID	1985	Base, High Sierra; non-thermal, Stamped #DA	21049
4.3L V6 262 CID	1985	Base, High Sierra, Sierra Classic; Code HG	22045	5.7L V8 350 CID	1985	Base, High Sierra; Code DB	22045
4.3L V6 262 CID	1985	Base, High Sierra, Sierra Classic; Spring Code-DA, Thermal	22049	5.7L V8 350 CID	1985	Base, High Sierra; Code DM,GZ	22045
4.3L V6 262 CID	1988-1990	Sierra, Sierra SLE, Sierra SLX; Code GJ,HS	22145	5.7L V8 350 CID	1985	Base, High Sierra; Code HD	22045
4.3L V6 262 CID	1988-1993	Sierra, Sierra SLE, Sierra SLX; Code AR,AX,BD,GP,HK,JM	22140	5.7L V8 350 CID	1986	Base, High Sierra, Sierra Classic; non-thermal, Stamped #DA	21049
4.3L V6 262 CID	1988-1993	Sierra, Sierra SLE, Sierra SLX; Code DD,GG,GN	22153	5.7L V8 350 CID	1986	Base, High Sierra, Sierra Classic; Code DB	22045
4.3L V6 262 CID	1991	Sierra, Sierra SLE, Sierra SLX; Code HS	22145	5.7L V8 350 CID	1986	Base, High Sierra, Sierra Classic; Code DM,GZ	22045
4.3L V6 262 CID	1992-1993	Sierra, Sierra SLE, Sierra SLX; Code GJ,HS	22145	5.7L V8 350 CID	1986	Base, High Sierra, Sierra Classic; Spring Code-DA, Thermal	22049
4.3L V6 262 CID	1993	Sierra, Sierra SLE, Sierra SLX; Code GK	22142	5.7L V8 350 CID	1988-1990	Sierra, Sierra SLE, Sierra SLX; Code GJ,HS	22145
4.3L V6 262 CID	1994-1995	Sierra SL, Sierra SLE; Code AR,AX,BD,GP,HK,JM	22140	5.7L V8 350 CID	1988-1993	Sierra, Sierra SLE, Sierra SLX; Code AR,AX,BD,GP,HK,JM	22140
4.3L V6 262 CID	1994-1995	Sierra SL, Sierra SLE; Code GK	22142	5.7L V8 350 CID	1988-1993	Sierra, Sierra SLE, Sierra SLX; Code DD,GG,GN	22153
4.3L V6 262 CID	1994-1995	Sierra SL, Sierra SLE; Code BT,GM,HL	22149	5.7L V8 350 CID	1991	Sierra, Sierra SLE, Sierra SLX; Code HS	22145
4.3L V6 262 CID	1994-1995	Sierra SL, Sierra SLE; Code DD,GG,GN	22153	5.7L V8 350 CID	1992-1993	Sierra, Sierra SLE, Sierra SLX; Code GJ,HS	22145
4.8L L6 292 CID	1979	non-thermal	21043	5.7L V8 350 CID	1993	Sierra, Sierra SLE, Sierra SLX; Code GK	22142
4.8L L6 292 CID	1980-1981	Base, High Sierra, Sierra Classic, Sierra Grande; For A/C Belt, non-thermal	21049	5.7L V8 350 CID	1994-1995	Sierra SL, Sierra SLE, Sierra SLT; Code AR,AX,BD,GP,HK,JM	22140
4.8L L6 292 CID	1980-1981	Base, High Sierra, Sierra Classic, Sierra Grande; Exc.Air Cond	22043	5.7L V8 350 CID	1994-1995	Sierra SL, Sierra SLE, Sierra SLT; Code GK	22142
4.8L L6 292 CID	1980-1981	Base, High Sierra, Sierra Classic, Sierra Grande; For A/C Belt, Thermal	22049	5.7L V8 350 CID	1994-1995	Sierra SL, Sierra SLE, Sierra SLT; Code BT,GM,HL	22149
4.8L L6 292 CID	1982	Base, High Sierra, Sierra Classic, Sierra Grande	22043	5.7L V8 350 CID	1994-1995	Sierra SL, Sierra SLE, Sierra SLT; Code DD,GG,GN	22153
4.8L L6 292 CID	1983	Base, High Sierra, Sierra Classic	22043	5.7L V8 350 CID	1996-2000	Sierra SL, Sierra SLE, Sierra SLT; For A/C Belt	22158
4.8L L6 292 CID	1984	Base, High Sierra, Sierra Classic; Exc.Air Cond	22043	5.7L V8 350 CID	1996-2000	Sierra SL, Sierra SLE, Sierra SLT; Exc.Air Cond	22162
4.8L L6 292 CID	1984	Base, High Sierra, Sierra Classic; For A/C Belt	22045	6.2L V8 379 CID	1983	Base, High Sierra, Sierra Classic	22052
4.8L L6 292 CID	1985-1986	Base, High Sierra, Sierra Classic	22045	6.2L V8 379 CID	1985	Base, High Sierra, Sierra Classic	22052
5.0L V8 305 CID	1988-1989	Sierra, Sierra SLE, Sierra SLX; Code HS,GJ	22145	6.2L V8 379 CID	1986	Base, High Sierra	22052
5.0L V8 305 CID	1988-1993	Sierra, Sierra SLE, Sierra SLX; Code AR,AX,BD,GP,HK,JM	22140	6.2L V8 379 CID	1988-1993	Sierra, Sierra SLE, Sierra SLX	22154
5.0L V8 305 CID	1988-1993	Sierra, Sierra SLE, Sierra SLX; Code DD,GG,GN	22153	6.5L V8 395 CID	1992-1993	Sierra, Sierra SLE, Sierra SLX	22606
5.0L V8 305 CID	1988-1993	Sierra, Sierra SLE, Sierra SLX; Code BT,GM,HL	22149	6.5L V8 395 CID	1994-1996	Sierra SL, Sierra SLE, Sierra SLT	22605
5.0L V8 305 CID	1992-1993	Sierra SL, Sierra SLE, Sierra SLT; Code AR,AX,BD,GP,HK,JM	22140	6.5L V8 395 CID	1997-1998	Sierra SL, Sierra SLE, Sierra SLT	22613
5.0L V8 305 CID	1994-1995	Sierra SL, Sierra SLE, Sierra SLT; Code BT,GM,HL	22149	6.5L V8 395 CID	1999	Sierra SL, Sierra SLE, Sierra SLT; engine mounting type: bolt-on	22613
5.0L V8 305 CID	1994-1995	Sierra SL, Sierra SLE, Sierra SLT; Code DD,GG,GN	22153	6.5L V8 395 CID	1999	Sierra SL, Sierra SLE, Sierra SLT; engine mounting type: screw-on	22614
5.0L V8 305 CID	1998	Sierra SL, Sierra SLE, Sierra SLT; For A/C Belt	22158	6.6L V8 400 CID	2000	Sierra SL, Sierra SLE, Sierra SLT	22614
5.0L V8 305 CID	1998	Sierra SL, Sierra SLE, Sierra SLT; Exc.Air Cond	22162	6.6L V8 400 CID	1979	Base, High Sierra, Sierra Classic, Sierra Grande	22045
5.7L V8 350 CID	1979	Base, High Sierra, Sierra Classic, Sierra Grande	22045	7.4L V8 454 CID	1980	Sierra, Sierra SLE, Sierra SLX; Code GD,HM,HN	22145
5.7L V8 350 CID	1980	Base, High Sierra, Sierra Classic, Sierra Grande; Code AM	22045	7.4L V8 454 CID	1991-1993	Sierra, Sierra SLE, Sierra SLX; Code GR,HG,HZ,JW	22145
5.7L V8 350 CID	1981	Base, High Sierra, Sierra Classic, Sierra Grande; Code CB,CU,CX,FB	22045	7.4L V8 454 CID	1994-2000	Sierra SL, Sierra SLE, Sierra SLT	22145
5.7L V8 350 CID	1981-1982	Base, High Sierra, Sierra Classic, Sierra Grande; Code DM	22045	K2500 SUBURBAN			
5.7L V8 350 CID	1981-1982	Base, High Sierra, Sierra Classic, Sierra Grande; Spring Code-DA, Thermal	22049	4.8L L6 292 CID	1979	non-thermal	21043
5.7L V8 350 CID	1982	Base, High Sierra, Sierra Classic, Sierra Grande; Exc.Air Cond, non-thermal	21049	4.8L L6 292 CID	1980-1981	Base, High Sierra, Sierra Classic, Sierra Grande; For A/C Belt, non-thermal	21049
5.7L V8 350 CID	1982	Base, High Sierra, Sierra Classic, Sierra Grande; non-thermal, Stamped #DA	21049	4.8L L6 292 CID	1980-1981	Base, High Sierra, Sierra Classic, Sierra Grande; Exc.Air Cond	22043
5.7L V8 350 CID	1982	Base, High Sierra, Sierra Classic, Sierra Grande; non-thermal, Stamped #DA	21049	4.8L L6 292 CID	1980-1981	Base, High Sierra, Sierra Classic, Sierra Grande; For A/C Belt, Thermal	22049
5.7L V8 350 CID	1982	Base, High Sierra, Sierra Classic, Sierra Grande; non-thermal, Stamped #DA	21049	4.8L L6 292 CID	1982	Base, High Sierra, Sierra Classic, Sierra Grande	22043
5.7L V8 350 CID	1982	Base, High Sierra, Sierra Classic, Sierra Grande; non-thermal, Stamped #DA	21049	4.8L L6 292 CID	1984	Base, High Sierra, Sierra Classic; Exc.Air Cond	22043
5.7L V8 350 CID	1982	Base, High Sierra, Sierra Classic, Sierra Grande; non-thermal, Stamped #DA	21049	4.8L L6 292 CID	1984	Base, High Sierra, Sierra Classic; For A/C Belt	22045
5.7L V8 350 CID	1982	Base, High Sierra, Sierra Classic, Sierra Grande; non-thermal, Stamped #DA	21049	5.7L V8 350 CID	1979	Base, High Sierra, Sierra Classic; For A/C Belt	22045
5.7L V8 350 CID	1982	Base, High Sierra, Sierra Classic, Sierra Grande; non-thermal, Stamped #DA	21049	5.7L V8 350 CID	1980	Base, High Sierra, Sierra Classic, Sierra Grande	22045
5.7L V8 350 CID	1982	Base, High Sierra, Sierra Classic, Sierra Grande; non-thermal, Stamped #DA	21049	5.7L V8 350 CID	1981	Base, High Sierra, Sierra Classic, Sierra Grande; Code AM	22045
5.7L V8 350 CID	1982	Base, High Sierra, Sierra Classic, Sierra Grande; non-thermal, Stamped #DA	21049	5.7L V8 350 CID	1981	Base, High Sierra, Sierra Classic, Sierra Grande; Code CB,CU,CX,FB	22045
5.7L V8 350 CID	1982	Base, High Sierra, Sierra Classic, Sierra Grande; non-thermal, Stamped #DA	21049	5.7L V8 350 CID	1981	Base, High Sierra, Sierra Classic, Sierra Grande; Code DM	22045
5.7L V8 350 CID	1982	Base, High Sierra, Sierra Classic, Sierra Grande; non-thermal, Stamped #DA	21049	5.7L V8 350 CID	1981-1982	Base, High Sierra, Sierra Classic, Sierra Grande; Code DM	22045
5.7L V8 350 CID	1982	Base, High Sierra, Sierra Classic, Sierra Grande; non-thermal, Stamped #DA	21049	5.7L V8 350 CID	1981-1982	Base, High Sierra, Sierra Classic, Sierra Grande; Spring Code-DA, Thermal	22049
5.7L V8 350 CID	1982	Base, High Sierra, Sierra Classic, Sierra Grande; non-thermal, Stamped #DA	21049	5.7L V8 350 CID	1982	Base, High Sierra, Sierra Classic, Sierra Grande; non-thermal, Stamped #DA	21049
5.7L V8 350 CID	1982	Base, High Sierra, Sierra Classic, Sierra Grande; non-thermal, Stamped #DA	21049				

FAN CLUTCHES



FAN CLUTCH APPLICATION GUIDE



Engine	Years	Application Description	USMW	Engine	Years	Application Description	USMW
GMC (cont'd.)				GMC (cont'd.)			
K2500 SUBURBAN (cont'd.)				K3500 (cont'd.)			
5.7L V8 350 CID	1982	Base, High Sierra, Sierra Classic, Sierra Grande; Code DB	22045	5.7L V8 350 CID	1988-1989	Sierra, Sierra SLE, Sierra SLX; Code GJ,HS	22145
5.7L V8 350 CID	1983-1984	Base, High Sierra, Sierra Classic; Code DM	22045	5.7L V8 350 CID	1988-1993	Sierra, Sierra SLE, Sierra SLX; Code DD,GG,GN	22153
5.7L V8 350 CID	1983-1984	Base, High Sierra, Sierra Classic; Spring Code-DA, Thermal	22049	5.7L V8 350 CID	1990-1991	Sierra, Sierra SLE, Sierra SLX; Code HS	22145
5.7L V8 350 CID	1983-1986	Base, High Sierra, Sierra Classic; non-thermal, Stamped #DA	21049	5.7L V8 350 CID	1992-1993	Sierra, Sierra SLE, Sierra SLX; Code GJ,HS	22145
5.7L V8 350 CID	1983-1986	Base, High Sierra, Sierra Classic; Code DB	22045	5.7L V8 350 CID	1993	Sierra, Sierra SLE, Sierra SLX; Code GK	22142
5.7L V8 350 CID	1985-1986	Base, High Sierra, Sierra Classic; Code DM,GZ	22045	5.7L V8 350 CID	1994	Sierra SL, Sierra SLE, Sierra SLT; Code GJ,HS	22145
5.7L V8 350 CID	1986	Base, High Sierra, Sierra Classic; Spring Code-DA, Thermal	22049	5.7L V8 350 CID	1994-1995	Sierra SL, Sierra SLE, Sierra SLT; Code GK	22142
5.7L V8 350 CID	1992-1994	Base, SLE; Code AR,AX,BD,GP,HK,JM	22140	5.7L V8 350 CID	1994-1995	Sierra SL, Sierra SLE, Sierra SLT; Code BT,GM,HL	22149
5.7L V8 350 CID	1992-1994	Base, SLE; Code GJ,HS	22145	5.7L V8 350 CID	1994-1995	Sierra SL, Sierra SLE, Sierra SLT; Code DD,GG,GN	22153
5.7L V8 350 CID	1992-1994	Base, SLE; Code DD,GG,GN	22153	5.7L V8 350 CID	1996-1997	Sierra SL, Sierra SLE, Sierra SLT; For A/C Belt	22158
5.7L V8 350 CID	1993-1994	Base, SLE; Code GK	22142	5.7L V8 350 CID	1996-1997	Sierra SL, Sierra SLE, Sierra SLT; Exc.Air Cond	22162
5.7L V8 350 CID	1994	Base, SLE; Code BT,GM,HL	22149	5.7L V8 350 CID	1998	Sierra SL, Sierra SLE; For A/C Belt	22158
5.7L V8 350 CID	1995	Base, SLE, SLT; Code AR,AX,BD,GP,HK,JM	22140	5.7L V8 350 CID	1998	Sierra SL, Sierra SLE; Exc.Air Cond	22162
5.7L V8 350 CID	1995	Base, SLE, SLT; Code GK	22142	5.7L V8 350 CID	1999-2000	Sierra SL, Sierra SLE, Sierra SLT; For A/C Belt	22158
5.7L V8 350 CID	1995	Base, SLE, SLT; Code BT,GM,HL	22149	5.7L V8 350 CID	1999-2000	Sierra SL, Sierra SLE, Sierra SLT; Exc.Air Cond	22162
5.7L V8 350 CID	1995	Base, SLE, SLT; Code DD,GG,GN	22153	6.2L V8 379 CID	1985-1986	Base, High Sierra, Sierra Classic; Code ABC,DT	22052
5.7L V8 350 CID	1996-1999	Base, SLE, SLT; For A/C Belt	22158	6.2L V8 379 CID	1985-1986	Base, High Sierra, Sierra Classic; Code AW,HT	22052
5.7L V8 350 CID	1996-1999	Base, SLE, SLT; Exc.Air Cond	22162	6.2L V8 379 CID	1988-1993	Sierra, Sierra SLE, Sierra SLX	22154
5.7L V8 350 CID	1997	SLT; Exc.Towing Package, For A/C Belt	22158	6.5L V8 395 CID	1992-1993	Sierra, Sierra SLE, Sierra SLX	22606
6.2L V8 379 CID	1983	Base, High Sierra, Sierra Classic	22052	6.5L V8 395 CID	1994-1996	Sierra SL, Sierra SLE, Sierra SLT	22605
6.2L V8 379 CID	1984	High Sierra, Sierra Classic	22052	6.5L V8 395 CID	1997-1998	Sierra SL, Sierra SLE, Sierra SLT	22613
6.2L V8 379 CID	1985-1986	Base, High Sierra, Sierra Classic	22052	6.5L V8 395 CID	1999	Sierra SL, Sierra SLE, Sierra SLT; engine mounting type: bolt-on	22613
6.5L V8 395 CID	1994	Base, SLE	22605	6.5L V8 395 CID	1999	Sierra SL, Sierra SLE, Sierra SLT; engine mounting type: screw-on	22614
6.5L V8 395 CID	1995-1996	Base, SLE, SLT	22605	6.5L V8 395 CID	2000	Sierra SL, Sierra SLE, Sierra SLT	22614
6.5L V8 395 CID	1997-1998	Base, SLE, SLT	22613	6.6L V8 400 CID	1979	Sierra SL, Sierra SLE, Sierra SLT	22045
6.5L V8 395 CID	1999	Base, SLE, SLT; engine mounting type: bolt-on	22613	6.6L V8 400 CID	1980	Base, High Sierra, Sierra Classic, Sierra Grande	22045
6.5L V8 395 CID	1999	Base, SLE, SLT; engine mounting type: screw-on	22614	6.6L V8 400 CID	1980	Base, High Sierra, Sierra Classic, Sierra Grande	22045
6.6L V8 400 CID	1979	22045		7.4L V8 454 CID	1979	22045	
6.6L V8 400 CID	1980	Base, High Sierra, Sierra Classic, Sierra Grande	22045	7.4L V8 454 CID	1980	Base, High Sierra, Sierra Classic, Sierra Grande	22045
7.4L V8 454 CID	1992-1993	Base, SLE; Code GD,HM,HN	22145	7.4L V8 454 CID	1981	Base, High Sierra, Sierra Classic, Sierra Grande; Code DK	22045
7.4L V8 454 CID	1992-1993	Base, SLE; Code GR,HG,HZ,JW	22145	7.4L V8 454 CID	1981	Base, High Sierra, Sierra Classic, Sierra Grande; Code FD	22045
7.4L V8 454 CID	1994	Base, SLE	22145	7.4L V8 454 CID	1982	Base, High Sierra, Sierra Classic, Sierra Grande	22045
7.4L V8 454 CID	1995-1999	Base, SLE, SLT	22145	7.4L V8 454 CID	1983-1986	Base, High Sierra, Sierra Classic	22045
K3500				7.4L V8 454 CID	1988-1993	Sierra, Sierra SLE, Sierra SLX; Code GD,HM,HN	22145
4.8L L6 292 CID	1979	non-thermal	21043	7.4L V8 454 CID	1988-1993	Sierra, Sierra SLE, Sierra SLX; Code GR,HG,HZ,JW	22145
4.8L L6 292 CID	1980-1981	Base, High Sierra, Sierra Classic, Sierra Grande; For A/C Belt, non-thermal	21049	7.4L V8 454 CID	1994-2000	Sierra SL, Sierra SLE, Sierra SLT	22145
4.8L L6 292 CID	1980-1981	Base, High Sierra, Sierra Classic, Sierra Grande; Exc.Air Cond	22043	P15/P1500 VAN			
4.8L L6 292 CID	1980-1981	Base, High Sierra, Sierra Classic, Sierra Grande; For A/C Belt, Thermal	22049	4.8L L6 292 CID	1967	non-thermal	21043
4.8L L6 292 CID	1982	Base, High Sierra, Sierra Classic, Sierra Grande	22043	P25/P2500 VAN			
4.8L L6 292 CID	1983	Base, High Sierra, Sierra Classic	22043	4.8L L6 292 CID	1967-1969	non-thermal	21043
4.8L L6 292 CID	1984	Base, High Sierra, Sierra Classic; Exc.Air Cond	22043	5.7L V8 350 CID	1970-1974	22045	
4.8L L6 292 CID	1984	Base, High Sierra, Sierra Classic; For A/C Belt	22045	7.4L V8 454 CID	1970-1971	22045	
4.8L L6 292 CID	1985-1986	Base, High Sierra, Sierra Classic	22045	7.4L V8 7441cc 454 CID	1970-1971	22045	
5.7L V8 350 CID	1979	Base, High Sierra, Sierra Classic, Sierra Grande	22045	P35/P3500 VAN			
5.7L V8 350 CID	1980	Base, High Sierra, Sierra Classic, Sierra Grande	22045	4.8L L6 292 CID	1967-1969	non-thermal	21043
5.7L V8 350 CID	1981	Base, High Sierra, Sierra Classic, Sierra Grande; Code AM	22045	5.7L V8 350 CID	1970-1974	22045	
5.7L V8 350 CID	1981	Base, High Sierra, Sierra Classic, Sierra Grande; Code CB,CU,CX,FB	22045	7.4L V8 454 CID	1970-1971	22045	
5.7L V8 350 CID	1981-1982	Base, High Sierra, Sierra Classic, Sierra Grande; Code DM	22045	7.4L V8 454 CID	1973-1974	22045	
5.7L V8 350 CID	1981-1982	Base, High Sierra, Sierra Classic, Sierra Grande; Spring Code-DA, Thermal	22049	7.4L V8 7441cc 454 CID	1970-1971	22045	
5.7L V8 350 CID	1982	Base, High Sierra, Sierra Classic, Sierra Grande; non-thermal, Stamped #DA	21049	7.4L V8 7441cc 454 CID	1973-1974	22045	
5.7L V8 350 CID	1982	Base, High Sierra, Sierra Classic, Sierra Grande; Code DB	22045	P1500			
5.7L V8 350 CID	1983-1984	Base, High Sierra, Sierra Classic; Code DM	22045	4.8L L6 292 CID	1979-1980	Base, Value Van	22045
5.7L V8 350 CID	1983-1984	Base, High Sierra, Sierra Classic; Spring Code-DA, Thermal	22049	7.4L V8 454 CID	1979	Base, Value Van	22045
5.7L V8 350 CID	1983-1986	Base, High Sierra, Sierra Classic; non-thermal, Stamped #DA	21049	P2500			
5.7L V8 350 CID	1983-1986	Base, High Sierra, Sierra Classic; Code DB	22045	4.8L L6 292 CID	1979	22045	
5.7L V8 350 CID	1985-1986	Base, High Sierra, Sierra Classic; Code DM,GZ	22045	4.8L L6 292 CID	1980-1981	Base, Value Van	22045
5.7L V8 350 CID	1986	Base, High Sierra, Sierra Classic; Spring Code-DA, Thermal	22049	4.8L L6 292 CID	1982	Base, Value Van	22043
				4.8L L6 292 CID	1983-1984	Base, Value Van; Exc.Heavy Duty Cooling	22043
				4.8L L6 292 CID	1983-1984	Base, Value Van; Heavy Duty Cooling, Thermal	22049
				4.8L L6 292 CID	1985-1987	Base, Value Van	22045
				4.8L L6 292 CID	1989	Base, Value Van	22045
				5.7L V8 350 CID	1979	22045	
				5.7L V8 350 CID	1980-1981	Base, Value Van	22045
				5.7L V8 350 CID	1982-1984	Base, Value Van; non-thermal	21049

Engine	Years	Application Description	USMW	Engine	Years	Application Description	USMW
GMC (cont'd.)				GMC (cont'd.)			
P2500 (cont'd.)				R1500 SUBURBAN (cont'd.)			
5.7L V8 350 CID	1982-1984	Base, Value Van; Thermal	22049	5.0L V8 305 CID	1987	Base, High Sierra, Sierra Classic; Code DM,GZ	22045
5.7L V8 350 CID	1985-1987	Base, Value Van	22045	5.0L V8 305 CID	1987	Base, High Sierra, Sierra Classic; Spring Code-DA, Thermal	22049
5.7L V8 350 CID	1988	Base, Value Van; Code CM,FC,HD,KC	22045	5.7L V8 350 CID	1987	Base, High Sierra, Sierra Classic; non-thermal, Stamped #DA	21049
5.7L V8 350 CID	1988	Base, Value Van; Code DM,GZ	22045	5.7L V8 350 CID	1987	Base, High Sierra, Sierra Classic; Code CM,FC,HD,KC	22045
5.7L V8 350 CID	1989	Base, Value Van	22045	5.7L V8 350 CID	1987	Base, High Sierra, Sierra Classic; Code DB	22045
6.2L V8 379 CID	1982-1989	Base, Value Van	22052	5.7L V8 350 CID	1987	Base, High Sierra, Sierra Classic; Code DM,GZ	22045
P3500				5.7L V8 350 CID	1987	Base, High Sierra, Sierra Classic; Spring Code-DA, Thermal	22049
4.3L V6 262 CID	1990	Base, Value Van	22051	5.7L V8 350 CID	1988	Base, Sierra Classic; Code DB	22045
4.3L V6 262 CID	1991-1995	Base	22051	5.7L V8 350 CID	1988-1989	Base, Sierra Classic; Code DK	22045
4.3L V6 262 CID	1996-1999	Base	22158	5.7L V8 350 CID	1988-1989	Base, Sierra Classic; Code DM,GZ	22045
4.8L L6 292 CID	1979		22045	5.7L V8 350 CID	1989	Base, Sierra Classic; Code HK,HL	22140
4.8L L6 292 CID	1980-1981	Base, Value Van	22045	5.7L V8 350 CID	1989	Base, Sierra Classic; Code DE,GB,HS	22145
4.8L L6 292 CID	1982	Base, Value Van	22043	5.7L V8 350 CID	1989	Base, Sierra Classic; Code GG	22153
4.8L L6 292 CID	1983-1984	Base, Value Van; Exc.Heavy Duty Cooling	22043	5.7L V8 350 CID	1990	Base, SLE; Code HK,HL	22140
4.8L L6 292 CID	1983-1984	Base, Value Van; Heavy Duty Cooling, Thermal	22049	5.7L V8 350 CID	1990	Base, SLE; Code DE,GB,HS	22145
4.8L L6 292 CID	1985-1989	Base, Value Van	22045	5.7L V8 350 CID	1990	Base, SLE; Code GG	22153
5.7L V8 350 CID	1979		22045	5.7L V8 350 CID	1991	Base; Code HK,HL	22140
5.7L V8 350 CID	1980-1981	Base, Value Van	22045	5.7L V8 350 CID	1991	Base; Code DE,GB,HS	22145
5.7L V8 350 CID	1982-1984	Base, Value Van; non-thermal, Stamped #CM,FC	21049	5.7L V8 350 CID	1991	Base; Code GG	22153
5.7L V8 350 CID	1982-1984	Base, Value Van; Code DU	22045	6.2L V8 379 CID	1987	Base, High Sierra, Sierra Classic; Code ABC,AW	22052
5.7L V8 350 CID	1982-1984	Base, Value Van; Code CM,FC, Thermal	22049	6.2L V8 379 CID	1987	Base, High Sierra, Sierra Classic; Code ABC,DT	22052
5.7L V8 350 CID	1985-1990	Base, Value Van	22045	6.2L V8 379 CID	1987	Base, High Sierra, Sierra Classic; Code AW,HT	22052
5.7L V8 350 CID	1991-1993	Base	22045	6.2L V8 379 CID	1988-1989	Base, Sierra Classic; Code ABC,DT	22052
5.7L V8 350 CID	1994-1995	Base; Code DM,GZ	22045	6.2L V8 379 CID	1988-1989	Base, Sierra Classic; Code AW,HT	22052
5.7L V8 350 CID	1996-1999	Base	22173	6.2L V8 379 CID	1990	Base, SLE; Code ABC,DT	22052
6.2L V8 379 CID	1982-1990	Base, Value Van	22052	6.2L V8 379 CID	1990	Base, SLE; Code AW,HT	22052
6.2L V8 379 CID	1991-1993	Base	22052	6.2L V8 379 CID	1991	Base; Code ABC,DT	22052
6.5L V8 395 CID	1994-1996	Base	22154	6.2L V8 379 CID	1991	Base; Code AW,HT	22052
6.5L V8 395 CID	1997-1998	Base; Turbocharged	22605	R2500			
6.5L V8 395 CID	1997-1999	Base; Naturally Aspirated	22154	4.3L V6 262 CID	1987	Base, High Sierra, Sierra Classic; non-thermal, Stamped #DA	21049
6.5L V8 395 CID	1999	Base; Turbocharged; engine mounting type: bolt-on	22613	4.3L V6 262 CID	1987	Base, High Sierra, Sierra Classic; Code DM,GZ	22045
7.4L V8 454 CID	1979		22045	4.3L V6 262 CID	1987	Base, High Sierra, Sierra Classic; Spring Code-DA, Thermal	22049
7.4L V8 454 CID	1980-1990	Base, Value Van	22045	4.8L L6 292 CID	1987-1988	Base, High Sierra, Sierra Classic	22045
7.4L V8 454 CID	1991-1993	Base	22045	5.0L V8 305 CID	1987	Base, High Sierra, Sierra Classic; non-thermal, Stamped #DA	21049
7.4L V8 454 CID	1994-1995	Base; Code GY	22045	5.0L V8 305 CID	1987	Base, High Sierra, Sierra Classic; Code CM,FC,HD,KC	22045
7.4L V8 454 CID	1994-1995	Base; Code HJ,RL	22045	5.0L V8 305 CID	1987	Base, High Sierra, Sierra Classic; Code DB	22045
7.4L V8 454 CID	1996-1997	Base; (N)	22045	5.0L V8 305 CID	1987	Base, High Sierra, Sierra Classic; Code DM,GZ	22045
7.4L V8 454 CID	1996-1997	Base; (J)	22145	5.0L V8 305 CID	1987	Base, High Sierra, Sierra Classic; Spring Code-DA, Thermal	22049
7.4L V8 454 CID	1998-1999	Base	22145	5.7L V8 350 CID	1987-1988	Base, High Sierra, Sierra Classic; Code CM,FC,HD,KC	22045
PB15 SERIES				5.7L V8 350 CID	1987-1989	Base, High Sierra, Sierra Classic; non-thermal, Stamped #DA	21049
4.8L L6 4801cc 292 CID	1966	non-thermal	21043	5.7L V8 350 CID	1987-1989	Base, High Sierra, Sierra Classic; Code DM,GZ	22045
PB25 SERIES				5.7L V8 350 CID	1987-1989	Base, High Sierra, Sierra Classic; Code DK	22045
4.8L L6 4801cc 292 CID	1966	non-thermal	21043	5.7L V8 350 CID	1987-1989	Base, High Sierra, Sierra Classic; Code HK,HL	22140
R1500				5.7L V8 350 CID	1989	Base, High Sierra, Sierra Classic; Code DE,GB,HS	22145
4.3L V6 262 CID	1987	Base, High Sierra, Sierra Classic; non-thermal, Stamped #DA	21049	5.7L V8 350 CID	1989	Base, High Sierra, Sierra Classic; Code GG	22153
4.3L V6 262 CID	1987	Base, High Sierra, Sierra Classic; Code DM,GZ	22045	6.2L V8 379 CID	1987	Base, High Sierra, Sierra Classic; Code ABC,AW	22052
4.3L V6 262 CID	1987	Base, High Sierra, Sierra Classic; Spring Code-DA, Thermal	22049	6.2L V8 379 CID	1987-1989	Base, High Sierra, Sierra Classic; Code ABC,DT	22052
5.0L V8 305 CID	1987	Base, High Sierra, Sierra Classic; non-thermal, Stamped #DA	21049	6.2L V8 379 CID	1987-1989	Base, High Sierra, Sierra Classic; Code AW,HT	22052
5.0L V8 305 CID	1987	Base, High Sierra, Sierra Classic; Code CM,FC,HD,KC	22045	7.4L V8 454 CID	1987-1988	Base, High Sierra, Sierra Classic; Code FD	22045
5.0L V8 305 CID	1987	Base, High Sierra, Sierra Classic; Code DB	22045	7.4L V8 454 CID	1987-1989	Base, High Sierra, Sierra Classic; Code DK	22045
5.0L V8 305 CID	1987	Base, High Sierra, Sierra Classic; Code DM,GZ	22045	7.4L V8 454 CID	1987-1989	Base, High Sierra, Sierra Classic; Code DM,GZ	22045
5.0L V8 305 CID	1987	Base, High Sierra, Sierra Classic; Spring Code-DA, Thermal	22049				
5.7L V8 350 CID	1987	Base, High Sierra, Sierra Classic; non-thermal, Stamped #DA	21049				
5.7L V8 350 CID	1987	Base, High Sierra, Sierra Classic; Code CM,FC,HD,KC	22045				
5.7L V8 350 CID	1987	Base, High Sierra, Sierra Classic; Code DB	22045				
5.7L V8 350 CID	1987	Base, High Sierra, Sierra Classic; Code DM,GZ	22045				
5.7L V8 350 CID	1987	Base, High Sierra, Sierra Classic; Spring Code-DA, Thermal	22049				
6.2L V8 379 CID	1987	Base, High Sierra, Sierra Classic; Code ABC,AW	22052				
6.2L V8 379 CID	1987	Base, High Sierra, Sierra Classic; Code ABC,DT	22052				
6.2L V8 379 CID	1987	Base, High Sierra, Sierra Classic; Code AW,HT	22052				
R1500 SUBURBAN							
5.0L V8 305 CID	1987	Base, High Sierra, Sierra Classic; non-thermal, Stamped #DA	21049				
5.0L V8 305 CID	1987	Base, High Sierra, Sierra Classic; Code CM,FC,HD,KC	22045				
5.0L V8 305 CID	1987	Base, High Sierra, Sierra Classic; Code DB	22045				

FAN CLUTCHES



FAN CLUTCH APPLICATION GUIDE



Engine	Years	Application Description	USMW	Engine	Years	Application Description	USMW
GMC (cont'd.)				GMC (cont'd.)			
R2500 (cont'd.)				R3500 (cont'd.)			
7.4L V8 454 CID	1988-1989	Base, High Sierra, Sierra Classic; Code GD,HN	22145	5.7L V8 350 CID	1990-1991	Base, SLE; Code DB	22045
7.4L V8 454 CID	1988-1989	Base, High Sierra, Sierra Classic; Code GR,HG,HZ,JW	22145	5.7L V8 350 CID	1990-1991	Base, SLE; Code DK	22045
7.4L V8 454 CID	1989	Base, High Sierra, Sierra Classic; Code NB	22045	5.7L V8 350 CID	1990-1991	Base, SLE; Code DM,GZ	22045
7.4L V8 454 CID	1989	Base, High Sierra, Sierra Classic; Code NC	22045	5.7L V8 350 CID	1990-1991	Base, SLE; Spring Code-DA, Thermal	22049
7.4L V8 454 CID	1989	Base, High Sierra, Sierra Classic; Code ND	22045	6.2L V8 379 CID	1987	Base, High Sierra, Sierra Classic	22052
R2500 SUBURBAN				6.2L V8 379 CID	1988-1989	Base, High Sierra, Sierra Classic; Code ABC,DT	22052
5.7L V8 350 CID	1987	Base, High Sierra, Sierra Classic; non-thermal, Stamped #DA	21049	6.2L V8 379 CID	1988-1989	Base, High Sierra, Sierra Classic; Code AW,HT	22052
5.7L V8 350 CID	1987	Base, High Sierra, Sierra Classic; Code CM,FC,HD,KC	22045	6.2L V8 379 CID	1990-1991	Base, SLE; Code ABC,DT	22052
5.7L V8 350 CID	1987	Base, High Sierra, Sierra Classic; Code DB	22045	6.2L V8 379 CID	1990-1991	Base, SLE; Code AW,HT	22052
5.7L V8 350 CID	1987	Base, High Sierra, Sierra Classic; Code DK	22045	7.4L V8 454 CID	1988	Base, High Sierra, Sierra Classic; Code FD	22045
5.7L V8 350 CID	1987	Base, High Sierra, Sierra Classic; Code DM,GZ	22045	7.4L V8 454 CID	1988-1989	Base, High Sierra, Sierra Classic; Code DK	22045
5.7L V8 350 CID	1987	Base, High Sierra, Sierra Classic; Spring Code-DA, Thermal	22049	7.4L V8 454 CID	1988-1989	Base, High Sierra, Sierra Classic; Code DM,GZ	22045
5.7L V8 350 CID	1988	Base, Sierra Classic; Code CM,FC,HD,KC	22045	7.4L V8 454 CID	1989	Base, High Sierra, Sierra Classic; Code NB	22045
5.7L V8 350 CID	1988-1989	Base, Sierra Classic; non-thermal, Stamped #DA	21049	7.4L V8 454 CID	1990-1991	Base, SLE; Code NC	22045
5.7L V8 350 CID	1988-1989	Base, Sierra Classic; Code DB	22045	7.4L V8 454 CID	1990-1991	Base, SLE; Code ND	22045
5.7L V8 350 CID	1988-1989	Base, Sierra Classic; Code DK	22045	7.4L V8 454 CID	1990-1991	Base, SLE; Code GD,HN	22145
5.7L V8 350 CID	1988-1989	Base, Sierra Classic; Code DM,GZ	22045	S15			
5.7L V8 350 CID	1988-1989	Base, Sierra Classic; Spring Code-DA, Thermal	22049	1.9L L4 119 CID	1982	Base, High Sierra, Sierra Classic, Sierra Grande	22048
5.7L V8 350 CID	1989	Base, Sierra Classic; Code HK,HL	22140	1.9L L4 119 CID	1983	Base, High Sierra, Sierra Classic	22048
5.7L V8 350 CID	1989	Base, Sierra Classic; Code DE,GB,HS	22145	1.9L L4 119 CID	1984	Base, High Sierra, Sierra Classic; Code KB	22013
5.7L V8 350 CID	1989	Base, Sierra Classic; Code GG	22153	1.9L L4 119 CID	1984	Base, High Sierra, Sierra Classic; Code CCR	22048
5.7L V8 350 CID	1990	Base, SLE; non-thermal, Stamped #DA	21049	1.9L L4 119 CID	1985	Base, High Sierra, Sierra Classic	22013
5.7L V8 350 CID	1990	Base, SLE; Code DB	22045	2.0L L4 122 CID	1983	Base, High Sierra, Sierra Classic	22048
5.7L V8 350 CID	1990	Base, SLE; Code DK	22045	2.0L L4 122 CID	1984	Base, High Sierra, Sierra Classic; Code KB	22013
5.7L V8 350 CID	1990	Base, SLE; Spring Code-DA, Thermal	22049	2.0L L4 122 CID	1984	Base, High Sierra, Sierra Classic; Code CCR	22048
5.7L V8 350 CID	1990	Base, SLE; Code DE,GB,HS	22145	2.2L L4 134 CID	1984-1985	Base, High Sierra, Sierra Classic	22013
5.7L V8 350 CID	1990	Base, SLE; Code GG	22153	2.5L L4 2474cc 151 CID	1985	Base, High Sierra, Sierra Classic; Code CCR	22048
5.7L V8 350 CID	1991	Base; Code HK,HL	22140	2.5L L4 2474cc 151 CID	1985	Base, High Sierra, Sierra Classic; Code HU	22056
5.7L V8 350 CID	1991	Base; Code DE,GB,HS	22145	2.5L L4 2474cc 151 CID	1986	Base, Gypsy, High Sierra, Sierra Classic	22026
5.7L V8 350 CID	1991	Base; Code GG	22153	2.5L L4 2474cc 151 CID	1987	Base, EL, Gypsy, High Sierra, Sierra Classic	22147
6.2L V8 379 CID	1987	Base, High Sierra, Sierra Classic; Code ABC,DT	22052	2.5L L4 2474cc 151 CID	1988	Base, Gypsy, High Sierra, Sierra Classic	22147
6.2L V8 379 CID	1987	Base, High Sierra, Sierra Classic; Code AW,HT	22052	2.5L L4 2474cc 151 CID	1989-1990	Base, High Sierra, Sierra Classic; Code SC	22147
6.2L V8 379 CID	1988-1989	Base, Sierra Classic; Code ABC,DT	22052	2.5L L4 2474cc 151 CID	1989-1990	Base, High Sierra, Sierra Classic; Code RM	22179
6.2L V8 379 CID	1990	Base, SLE; Code ABC,DT	22052	2.8L V6 173 CID	1982	Base, High Sierra, Sierra Classic, Sierra Grande	22048
6.2L V8 379 CID	1990	Base, SLE; Code AW,HT	22052	2.8L V6 173 CID	1983	Base, High Sierra, Sierra Classic	22048
6.2L V8 379 CID	1991	Base; Code ABC,DT	22052	2.8L V6 173 CID	1984	Base, High Sierra, Sierra Classic	22026
6.2L V8 379 CID	1991	Base; Code AW,HT	22052	2.8L V6 173 CID	1985	Base, High Sierra, Sierra Classic; Exc.Air Cond	22026
7.4L V8 454 CID	1987	Base, High Sierra, Sierra Classic; Code DK	22045	2.8L V6 173 CID	1985	Base, High Sierra, Sierra Classic; For A/C Belt	22048
7.4L V8 454 CID	1987	Base, High Sierra, Sierra Classic; Code DM,GZ	22045	2.8L V6 173 CID	1986	Base, Gypsy, High Sierra, Sierra Classic; Exc.Air Cond	22026
7.4L V8 454 CID	1987	Base, High Sierra, Sierra Classic; Code FD	22045	2.8L V6 173 CID	1986	Base, Gypsy, High Sierra, Sierra Classic; For A/C Belt	22026
7.4L V8 454 CID	1988	Base, Sierra Classic; Code FD	22045	2.8L V6 173 CID	1987	Base, EL, Gypsy, High Sierra, Sierra Classic; For A/C Belt	22142
7.4L V8 454 CID	1988-1989	Base, Sierra Classic; Code DK	22045	2.8L V6 173 CID	1987	Base, EL, Gypsy, High Sierra, Sierra Classic; Exc.Air Cond	22179
7.4L V8 454 CID	1988-1989	Base, Sierra Classic; Code DM,GZ	22045	2.8L V6 173 CID	1988	Base, Gypsy, High Sierra, Sierra Classic; For A/C Belt	22142
7.4L V8 454 CID	1988-1989	Base, Sierra Classic; Code GD,HN	22145	2.8L V6 173 CID	1988	Base, Gypsy, High Sierra, Sierra Classic; Exc.Air Cond	22179
7.4L V8 454 CID	1988-1989	Base, Sierra Classic; Code GR,HG,HZ,JW	22145	2.8L V6 173 CID	1989-1990	Base, High Sierra, Sierra Classic; For A/C Belt	22142
7.4L V8 454 CID	1989	Base, Sierra Classic; Code NB	22045	2.8L V6 173 CID	1989-1990	Base, High Sierra, Sierra Classic; Exc.Air Cond	22179
7.4L V8 454 CID	1989	Base, Sierra Classic; Code NC	22045	4.3L V6 262 CID	1988	Base, Gypsy, High Sierra, Sierra Classic; For A/C Belt	22145
7.4L V8 454 CID	1989	Base, Sierra Classic; Code ND	22045	4.3L V6 262 CID	1988	Base, Gypsy, High Sierra, Sierra Classic; Exc.Air Cond	22153
7.4L V8 454 CID	1990	Base, SLE; Code NB	22045	4.3L V6 262 CID	1988-1989	Exc.A/C	22143
7.4L V8 454 CID	1990	Base, SLE; Code NC	22045	4.3L V6 262 CID	1989-1990	Base, High Sierra, Sierra Classic; For A/C Belt	22145
7.4L V8 454 CID	1990	Base, SLE; Code ND	22045	4.3L V6 262 CID	1989-1990	Base, High Sierra, Sierra Classic; Exc.Air Cond	22153
7.4L V8 454 CID	1990	Base, SLE; Code GD,HN	22145	S15 JIMMY			
7.4L V8 454 CID	1990	Base, SLE; Code GR,HG,HZ,JW	22145	1.9L L4 119 CID	1983	Base, Gypsy, Sierra Classic	22048
7.4L V8 454 CID	1991	Base; Code ND	22045	1.9L L4 119 CID	1984	Base, Gypsy, Sierra Classic; Code KB	22013
7.4L V8 454 CID	1991	Base; Code GD,HN	22145				
7.4L V8 454 CID	1991	Base; Code GR,HG,HZ,JW	22145				
R3500							
4.8L L6 292 CID	1987-1988	Base, High Sierra, Sierra Classic	22045				
5.7L V8 350 CID	1987-1989	Base, High Sierra, Sierra Classic; non-thermal, Stamped #DA	21049				
5.7L V8 350 CID	1987-1989	Base, High Sierra, Sierra Classic; Code DB	22045				
5.7L V8 350 CID	1987-1989	Base, High Sierra, Sierra Classic; Code DK	22045				
5.7L V8 350 CID	1987-1989	Base, High Sierra, Sierra Classic; Code DM,GZ	22045				
5.7L V8 350 CID	1987-1989	Base, High Sierra, Sierra Classic; Spring Code-DA, Thermal	22049				
5.7L V8 350 CID	1990-1991	Base, SLE; non-thermal, Stamped #DA	21049				

Engine	Years	Application Description	USMW	Engine	Years	Application Description	USMW
GMC (cont'd.)				GMC (cont'd.)			
S15 JIMMY (cont'd.)				SAVANA 1500 (cont'd.)			
1.9L L4 119 CID	1984	Base, Gypsy, Sierra Classic; Code CCR	22048	4.3L V6 262 CID	2003-2005	Base, SLE; Exc.Air Cond	22157
2.0L L4 122 CID	1983	Base, Gypsy, Sierra Classic	22048	4.3L V6 262 CID	2003-2005	Base, SLE; For A/C Belt	22158
2.0L L4 122 CID	1984	Base, Gypsy, Sierra Classic; Code KB	22013	4.3L V6 262 CID	2006	Base, LS, LT; Exc.Air Cond	22157
2.0L L4 122 CID	1984	Base, Gypsy, Sierra Classic; Code CCR	22048	4.3L V6 262 CID	2006	Base, LS, LT; For A/C Belt	22158
2.5L L4 2474cc 151 CID	1985	Base, Gypsy, High Sierra, Sierra Classic; Code CCR	22048	4.3L V6 262 CID	2007-2012	Base; Exc.Air Cond	22157
2.5L L4 2474cc 151 CID	1985	Base, Gypsy, High Sierra, Sierra Classic; Code HU	22048	4.3L V6 262 CID	2007-2012	Base; For A/C Belt	22158
2.5L L4 2474cc 151 CID	1986	Base, Gypsy, Sierra Classic	22026	4.3L V6 262 CID	2014	Base; Exc.Air Cond	22157
2.5L L4 2474cc 151 CID	1987	Base, Gypsy, Sierra Classic	22147	4.3L V6 262 CID	2014	Base; For A/C Belt	22158
2.5L L4 2474cc 151 CID	1988	Base, Gypsy, Sierra Classic, Timberline	22147	4.3L V6 4293cc 262 CID	2013	Base; Exc.Air Cond	22157
2.8L V6 173 CID	1983	Base, Gypsy, Sierra Classic	22048	4.3L V6 4293cc 262 CID	2013	Base; For A/C Belt	22158
2.8L V6 173 CID	1984	Base, Gypsy, Sierra Classic	22026	5.0L V8 305 CID	1996-2000	Base, SLE; For A/C Belt	22158
2.8L V6 173 CID	1985	Base, Gypsy, High Sierra, Sierra Classic; Exc.Air Cond	22026	5.0L V8 305 CID	1996-2000	Base, SLE; Exc.Air Cond	22162
2.8L V6 173 CID	1985	Base, Gypsy, High Sierra, Sierra Classic; For A/C Belt	22048	5.0L V8 305 CID	2001-2002	Base, SLT; For A/C Belt	22158
2.8L V6 173 CID	1986	Base, Gypsy, Sierra Classic	22026	5.0L V8 305 CID	2001-2002	Base, SLT; Exc.Air Cond	22162
2.8L V6 173 CID	1987	Base, Gypsy, Sierra Classic; For A/C Belt	22142	5.3L V8 5328cc 325 CID	2003-2005	Base, SLE; Exc.Air Cond	22157
2.8L V6 173 CID	1987	Base, Gypsy, Sierra Classic; Exc.Air Cond	22179	5.3L V8 5328cc 325 CID	2003-2005	Base, SLE; For A/C Belt	22158
2.8L V6 173 CID	1988-1989	Base, Gypsy, Sierra Classic, Timberline; For A/C Belt	22142	5.3L V8 5328cc 325 CID	2006-2014	Base, LS, LT; Exc.Air Cond	22157
2.8L V6 173 CID	1988-1989	Base, Gypsy, Sierra Classic, Timberline; Exc.Air Cond	22179	5.3L V8 5328cc 325 CID	2006-2014	Base, LS, LT; For A/C Belt	22158
4.3L V6 262 CID	1988-1989	Base, Gypsy, Sierra Classic, Timberline; For A/C Belt	22145	5.7L V8 350 CID	1996-2000	Base, SLE; For A/C Belt	22158
4.3L V6 262 CID	1988-1989	Base, Gypsy, Sierra Classic, Timberline; Exc.Air Cond	22153	5.7L V8 350 CID	1996-2000	Base, SLE; Exc.Air Cond	22162
4.3L V6 262 CID	1988-1990	Exc.A/C	22143	5.7L V8 350 CID	2001-2002	Base, SLT; For A/C Belt	22158
4.3L V6 262 CID	1990	Base, Gypsy, Sierra Classic; For A/C Belt	22145	5.7L V8 350 CID	2001-2002	Base, SLT; Exc.Air Cond	22162
4.3L V6 262 CID	1990	Base, Gypsy, Sierra Classic; Exc.Air Cond	22153				
4.3L V6 262 CID	1991	Base, SLE, SLS, SLT; For A/C Belt	22145	SAVANA 2500			
4.3L V6 262 CID	1991	Base, SLE, SLS, SLT; Exc.Air Cond	22153	2.8L L4 171 CID	2017	Base, LS, LT	22351
SAFARI				4.3L V6 262 CID	1996-2001	Base; For A/C Belt	22158
2.5L L4 2474cc 151 CID	1985	Base, SL, SLE, SLX	22013	4.3L V6 262 CID	1996-2001	Base; Exc.Air Cond	22162
2.5L L4 2474cc 151 CID	1986	Base	22013	4.3L V6 262 CID	2002	Base, SLT; For A/C Belt	22158
2.5L L4 2474cc 151 CID	1987	Base	22179	4.3L V6 262 CID	2002	Base, SLT; Exc.Air Cond	22162
2.5L L4 2474cc 151 CID	1988-1990	Base	22147	4.3L V6 262 CID	2003	Base; Exc.Air Cond	22157
4.3L V6 262 CID	1985-1986	Base, SL, SLE, SLX; Exc.Air Cond	22026	4.3L V6 262 CID	2003	Base; For A/C Belt	22158
4.3L V6 262 CID	1985-1986	Base, SL, SLE, SLX; Exc.Drive Ratio 3.73; For A/C Belt	22026	4.3L V6 262 CID	2004-2005	Base, SLE; Exc.Air Cond	22157
4.3L V6 262 CID	1985-1986	Base, SL, SLE, SLX; Drive Ratio 3.73; For A/C Belt	22145	4.3L V6 262 CID	2004-2005	Base, SLE; For A/C Belt	22158
4.3L V6 262 CID	1987	Base, SL, SLE, SLT, SLX; Code HE,NP	22142	4.8L V8 294 CID	2003	Base; Exc.Air Cond	22157
4.3L V6 262 CID	1987	Base, SL, SLE, SLT, SLX; Code HV,NK	22145	4.8L V8 294 CID	2003	Base; For A/C Belt	22158
4.3L V6 262 CID	1987	Base, SL, SLE, SLT, SLX; Code NH	22153	4.8L V8 294 CID	2004-2005	Base, SLE; Exc.Air Cond	22157
4.3L V6 262 CID	1988-1989	Base, SLE, SLT, SLX; Code HE,NP	22142	4.8L V8 294 CID	2004-2005	Base, SLE; For A/C Belt	22158
4.3L V6 262 CID	1988-1990	Base, SLE, SLT, SLX; Code HV,NK	22145	4.8L V8 294 CID	2006-2011	Base; Exc.Air Cond	22157
4.3L V6 262 CID	1988-1990	Base, SLE, SLT, SLX; Code NH	22153	4.8L V8 294 CID	2006-2011	Base; For A/C Belt	22158
4.3L V6 262 CID	1990	Base, SLE, SLT, SLX; Code GK,HE,SS	22142	4.8L V8 294 CID	2012-2014	Base, LS, LT; For A/C Belt	22158
4.3L V6 262 CID	1990	Base, SLE, SLT, SLX; Code DH	22145	4.8L V8 294 CID	2012-2016	Base, LS, LT; Exc.Air Cond	22157
4.3L V6 262 CID	1991	Base, SLE, SLT; Code GK,HE,SS	22142	4.8L V8 294 CID	2015-2017	Base, LS, LT; Exc.A/C	22157
4.3L V6 262 CID	1991	Base, SLE, SLT; Code DH	22145	4.8L V8 294 CID	2015-2017	Base, LS, LT; A/C	22158
4.3L V6 262 CID	1991	Base, SLE, SLT; Code HV,NK	22145	5.0L V8 305 CID	1996-2000	Base, SLE; For A/C Belt	22158
4.3L V6 262 CID	1991	Base, SLE, SLT; Code NH	22153	5.0L V8 305 CID	1996-2000	Base, SLE; Exc.Air Cond	22162
4.3L V6 262 CID	1992	Base, SLE, SLT; (Z); Code GK,HE,SS	22142	5.0L V8 305 CID	2001	Base; For A/C Belt	22158
4.3L V6 262 CID	1992	Base, SLE, SLT; (W)	22145	5.0L V8 305 CID	2001	Base; Exc.Air Cond	22162
4.3L V6 262 CID	1992	Base, SLE, SLT; (Z); Code HV,NK	22145	5.0L V8 305 CID	2002	Base, SLT; For A/C Belt	22158
4.3L V6 262 CID	1992	Base, SLE, SLT; (Z); Code NH	22153	5.0L V8 305 CID	2002	Base, SLT; Exc.Air Cond	22162
4.3L V6 262 CID	1993	Base, GT, SLE, SLT; (Z); Code GK,HE,SS	22142	5.3L V8 5328cc 325 CID	2003-2005	Base, SLE; Exc.Air Cond	22157
4.3L V6 262 CID	1993	Base, GT, SLE, SLT; (W)	22145	5.3L V8 5328cc 325 CID	2003-2005	Base, SLE; For A/C Belt	22158
4.3L V6 262 CID	1993	Base, GT, SLE, SLT; (Z); Code HV,NK	22145	5.7L V8 350 CID	1996-2000	Base, SLE; For A/C Belt	22158
4.3L V6 262 CID	1993	Base, GT, SLE, SLT; (Z); Code NH	22153	5.7L V8 350 CID	1996-2000	Base, SLE; Exc.Air Cond	22162
4.3L V6 262 CID	1994	Base, SLE, SLT, SLX; (Z); Code GK,HE,SS	22142	5.7L V8 350 CID	2001	Base; For A/C Belt	22158
4.3L V6 262 CID	1994	Base, SLE, SLT, SLX; (W)	22145	5.7L V8 350 CID	2001	Base; Exc.Air Cond	22162
4.3L V6 262 CID	1994	Base, SLE, SLT, SLX; (Z); Code HV,NK	22145	5.7L V8 350 CID	2002	Base, SLT; For A/C Belt	22158
4.3L V6 262 CID	1994	Base, SLE, SLT, SLX; (Z); Code HV,NK	22145	5.7L V8 350 CID	2002	Base, SLT; Exc.Air Cond	22162
4.3L V6 262 CID	1994	Base, SLE, SLT, SLX; (Z); Code NH	22153	6.0L V8 5967cc 364 CID	2003-2005	Base, SLE; Exc.Air Cond	22157
4.3L V6 262 CID	1995	Base, SL, SLE, SLT, SLX	22145	6.0L V8 5967cc 364 CID	2003-2005	Base, SLE; For A/C Belt	22158
4.3L V6 262 CID	1996-1997	Base, SL, SLE, SLT, SLX	22158	6.0L V8 5967cc 364 CID	2006	Base; Exc.Air Cond	22157
4.3L V6 262 CID	1998	SL, SLE, SLT, SLX	22158	6.0L V8 5967cc 364 CID	2006	Base; For A/C Belt	22158
4.3L V6 262 CID	1999-2002	SL, SLE, SLT	22158	6.0L V8 5967cc 364 CID	2007-2014	Base, LS, LT; Exc.Air Cond	22157
4.3L V6 262 CID	2003-2005	Base, SLE, SLT	22158	6.0L V8 5967cc 364 CID	2007-2014	Base, LS, LT; For A/C Belt	22158
SAVANA 1500				6.0L V8 5967cc 364 CID	2014-2016	Base; Exc.Cutaway Chassis (A/C)	22158
4.3L V6 262 CID	1996-2000	Base, SLE; For A/C Belt	22158	6.0L V8 5967cc 364 CID	2015-2016	Base; Exc.Cutaway Chassis (Exc.A/C)	22157
4.3L V6 262 CID	1996-2000	Base, SLE; Exc.Air Cond	22162	6.0L V8 5967cc 364 CID	2015-2016	LS, LT; Exc.Air Cond	22157
4.3L V6 262 CID	2001-2002	Base, SLT; For A/C Belt	22158	6.0L V8 5967cc 364 CID	2015-2017	Base, LS, LT; Exc.A/C	22157
4.3L V6 262 CID	2001-2002	Base, SLT; Exc.Air Cond	22162	6.0L V8 5967cc 364 CID	2015-2017	Base, LS, LT; A/C	22158
SAVANA 3500				6.5L V8 395 CID	1996	Base, SLE	22605
2.8L L4 171 CID	2017	Base, LS, LT	22351	6.5L V8 395 CID	1997-1998	Base, SLE	22613
4.8L V8 294 CID	2004	Base; Exc.Air Cond	22157	6.5L V8 395 CID	1999-2000	Base, SLE	22625
4.8L V8 294 CID	2004	Base; For A/C Belt	22158	6.5L V8 395 CID	2001	Base	22625
4.8L V8 294 CID	2005	Base, SLE; Exc.Air Cond	22157	6.5L V8 395 CID	2002	Base, SLT	22625
4.8L V8 294 CID	2005	Base, SLE; For A/C Belt	22158	6.6L V8 6599cc 403 CID	2006-2008	Base	22617
4.8L V8 294 CID	2006-2011	Base; Exc.Air Cond	22157	6.6L V8 6599cc 403 CID	2009-2016	Base	22341
4.8L V8 294 CID	2006-2011	Base; For A/C Belt	22158				
4.8L V8 294 CID	2012-2014	Base, LS, LT; For A/C Belt	22158				
4.8L V8 294 CID	2012-2016	Base, LS, LT; Exc.Air Cond	22157				
4.8L V8 294 CID	2015-2017	Base, LS, LT; Exc.A/C	22157				

FAN CLUTCHES

Engine	Years	Application Description	USMW	Engine	Years	Application Description	USMW
GMC (cont'd.)				GMC (cont'd.)			
SAVANA 3500 (cont'd.)				SIERRA 2500			
4.8L V8 294 CID	2015-2017	Base, LS, LT; A/C	22158	5.3L V8 5328cc 325 CID	1999-2000	SL, SLE, SLT; Exc.Air Cond	22157
5.7L V8 350 CID	1996-2000	Base, SLE; For A/C Belt	22158	5.3L V8 5328cc 325 CID	1999-2000	SL, SLE, SLT; For A/C Belt	22158
5.7L V8 350 CID	1996-2000	Base, SLE; Exc.Air Cond	22162	6.0L V8 5967cc 364 CID	1999-2001	SL, SLE, SLT; Exc.Air Cond	22157
5.7L V8 350 CID	2001-2002	Base, SLT; For A/C Belt	22158	6.0L V8 5967cc 364 CID	1999-2001	SL, SLE, SLT; For A/C Belt	22158
5.7L V8 350 CID	2001-2002	Base, SLT; Exc.Air Cond	22162	6.0L V8 5967cc 364 CID	2002	Base, SL, SLE, SLT; Exc.Air Cond	22157
6.0L V8 5967cc 364 CID	2003-2005	Base, SLE; Exc.Air Cond	22157	6.0L V8 5967cc 364 CID	2002	Base, SL, SLE, SLT; For A/C Belt	22158
6.0L V8 5967cc 364 CID	2003-2005	Base, SLE; For A/C Belt	22158	6.0L V8 5967cc 364 CID	2003-2004	Base, SLE, SLT, WT; Exc.Air Cond	22157
6.0L V8 5967cc 364 CID	2006-2014	Base, LS, LT; Exc.Air Cond	22157	6.0L V8 5967cc 364 CID	2003-2004	Base, SLE, SLT, WT; For A/C Belt	22158
6.0L V8 5967cc 364 CID	2006-2014	Base, LS, LT; For A/C Belt	22158	SIERRA 2500 HD			
6.0L V8 5967cc 364 CID	2010-2017	Base; Cutaway Chassis	22624	6.0L V8 5967cc 364 CID	2001	SL, SLE, SLT; Exc.Air Cond	22157
6.0L V8 5967cc 364 CID	2014-2017	Base; Exc.Cutaway Chassis (Exc.A/C)	22157	6.0L V8 5967cc 364 CID	2001	SL, SLE, SLT; For A/C Belt	22158
6.0L V8 5967cc 364 CID	2014-2017	Base; Exc.Cutaway Chassis (A/C)	22158	6.0L V8 5967cc 364 CID	2002	Base, SL, SLE, SLT; Exc.Air Cond	22157
6.0L V8 5967cc 364 CID	2015-2016	LS, LT; Exc.Air Cond	22157	6.0L V8 5967cc 364 CID	2002	Base, SL, SLE, SLT; For A/C Belt	22158
6.0L V8 5967cc 364 CID	2015-2017	LS, LT; Exc.A/C	22157	6.0L V8 5967cc 364 CID	2003-2005	Base, SLE, SLT, WT; Exc.Air Cond	22157
6.0L V8 5967cc 364 CID	2015-2017	LS, LT; A/C	22158	6.0L V8 5967cc 364 CID	2003-2005	Base, SLE, SLT, WT; For A/C Belt	22158
6.5L V8 395 CID	1996	Base, SLE	22605	6.0L V8 5967cc 364 CID	2004	WT; GAS; 7" Dia., For A/C Belt	22158
6.5L V8 395 CID	1997-1998	Base, SLE; engine mounting type: bolt-on	22613	6.0L V8 5967cc 364 CID	2006	SL, SLE, SLT, WT; Exc.Air Cond	22157
6.5L V8 395 CID	1999-2000	Base, SLE	22625	6.0L V8 5967cc 364 CID	2006	SL, SLE, SLT, WT; For A/C Belt	22158
6.5L V8 395 CID	2001-2002	Base, SLT	22625	6.0L V8 5967cc 364 CID	2007-2010	SLE, SLT, WT	22158
6.6L V8 6599cc 403 CID	2006-2008	Base	22617	6.0L V8 5967cc 364 CID	2011-2014	Denali, SLE, SLT, WT	22123
6.6L V8 6599cc 403 CID	2009-2014	Base	22341	6.0L V8 5967cc 364 CID	2015-2017	Base, Denali, SLE, SLT	22123
6.6L V8 6599cc 403 CID	2015-2016	Base, LS, LT	22341	6.6L V8 6599cc 403 CID	2001	SL, SLE, SLT	22617
7.4L V8 454 CID	1996-2000	Base, SLE	22145	6.6L V8 6599cc 403 CID	2002	Base, SL, SLE, SLT	22617
8.1L V8 496 CID	2001-2002	Base, SLT	22158	6.6L V8 6599cc 403 CID	2003-2005	Base, SLE, SLT, WT	22617
SAVANA 4500				6.6L V8 6599cc 403 CID	2006	SL, SLE, SLT, WT	22625
6.0L V8 5967cc 364 CID	2009	Base; Exc.Air Cond	22157	6.6L V8 6599cc 403 CID	2007-2010	SLE, SLT, WT	22625
6.0L V8 5967cc 364 CID	2009	Base; A/C	22158	6.6L V8 6599cc 403 CID	2011-2014	Denali, SLE, SLT, WT	22342
6.0L V8 5967cc 364 CID	2009-2012	With A/C	22158	6.6L V8 6599cc 403 CID	2015-2016	Base, Denali, SLE, SLT	22342
6.0L V8 5967cc 364 CID	2010-2016	Base	22624	8.1L V8 496 CID	2001	SL, SLE, SLT	22158
6.6L V8 6599cc 403 CID	2009-2016	Base	22341	8.1L V8 496 CID	2002	Base, SL, SLE, SLT	22158
SIERRA 1500				8.1L V8 496 CID	2003-2005	Base, SLE, SLT, WT	22158
4.3L V6 262 CID	1999-2001	SL, SLE, SLT; Exc.Air Cond	22157	8.1L V8 496 CID	2006	SL, SLE, SLT, WT	22158
4.3L V6 262 CID	1999-2001	SL, SLE, SLT; For A/C Belt	22158	SIERRA 2500 HD CLASSIC			
4.3L V6 262 CID	2002	Base, HT, SL, SLE, SLT, WT; Exc.Air Cond	22157	6.0L V8 5967cc 364 CID	2007	SL, SLE, SLT, WT	22158
4.3L V6 262 CID	2002	Base, HT, SL, SLE, SLT, WT; For A/C Belt	22158	6.6L V8 6599cc 403 CID	2007	SL, SLE, SLT, WT	22625
4.3L V6 262 CID	2003	Base, SL, SLE, SLT, WT; Exc.Air Cond	22157	8.1L V8 496 CID	2007	SL, SLE, SLT, WT	22158
4.3L V6 262 CID	2003	Base, SL, SLE, SLT, WT; For A/C Belt	22158	SIERRA 3500			
4.3L V6 262 CID	2004	Base, SLE, SLT, WT; Exc.Air Cond	22157	6.0L V8 5967cc 364 CID	2001	SL, SLE, SLT; Exc.Air Cond	22157
4.3L V6 262 CID	2004	Base, SLE, SLT, WT; For A/C Belt	22158	6.0L V8 5967cc 364 CID	2001	SL, SLE, SLT; For A/C Belt	22158
4.8L V8 294 CID	1999-2001	SL, SLE, SLT; Exc.Air Cond	22157	6.0L V8 5967cc 364 CID	2002	Base, SL, SLE, SLT; Exc.Air Cond	22157
4.8L V8 294 CID	1999-2001	SL, SLE, SLT; For A/C Belt	22158	6.0L V8 5967cc 364 CID	2002	Base, SL, SLE, SLT; For A/C Belt	22158
4.8L V8 294 CID	2002	Base, HT, SL, SLE, SLT, WT; Exc.Air Cond	22157	6.0L V8 5967cc 364 CID	2003	Base, SLE, SLT; Exc.Air Cond	22157
4.8L V8 294 CID	2002	Base, HT, SL, SLE, SLT, WT; For A/C Belt	22158	6.0L V8 5967cc 364 CID	2003	Base, SLE, SLT; For A/C Belt	22158
4.8L V8 294 CID	2003	Base, SL, SLE, SLT, WT; Exc.Air Cond	22157	6.0L V8 5967cc 364 CID	2004-2005	Base, SLE, SLT, WT; Exc.Air Cond	22157
4.8L V8 294 CID	2003	Base, SL, SLE, SLT, WT; For A/C Belt	22158	6.0L V8 5967cc 364 CID	2004-2005	Base, SLE, SLT, WT; For A/C Belt	22158
4.8L V8 294 CID	2004	Base, SLE, SLT, WT; Exc.Air Cond	22157	6.0L V8 5967cc 364 CID	2006	SL, SLE, SLT, WT; Exc.Air Cond	22157
4.8L V8 294 CID	2004	Base, SLE, SLT, WT; For A/C Belt	22158	6.0L V8 5967cc 364 CID	2006	SL, SLE, SLT, WT; For A/C Belt	22158
4.8L V8 294 CID	2005	Base, SLE, WT	22158	6.6L V8 6599cc 403 CID	2001	SL, SLE, SLT	22617
4.8L V8 294 CID	2006	SL, SLE, WT	22158	6.6L V8 6599cc 403 CID	2002	Base, SL, SLE, SLT	22617
5.3L V8 5328cc 325 CID	1999-2001	SL, SLE, SLT; Exc.Air Cond	22157	6.6L V8 6599cc 403 CID	2003	Base, SLE, SLT	22617
5.3L V8 5328cc 325 CID	1999-2001	SL, SLE, SLT; For A/C Belt	22158	6.6L V8 6599cc 403 CID	2003	Base, SLE, SLT	22617
5.3L V8 5328cc 325 CID	2002	Base, HT, SL, SLE, SLT, WT; Exc.Air Cond	22157	6.6L V8 6599cc 403 CID	2004-2005	Base, SLE, SLT, WT	22617
5.3L V8 5328cc 325 CID	2002	Base, HT, SL, SLE, SLT, WT; For A/C Belt	22158	6.6L V8 6599cc 403 CID	2006	SL, SLE, SLT, WT	22625
5.3L V8 5328cc 325 CID	2003	Base, SL, SLE, SLT, WT; Exc.Air Cond	22157	8.1L V8 496 CID	2001	SL, SLE, SLT	22158
5.3L V8 5328cc 325 CID	2003	Base, SL, SLE, SLT, WT; For A/C Belt	22158	8.1L V8 496 CID	2002	Base, SL, SLE, SLT	22158
5.3L V8 5328cc 325 CID	2004	Base, SLE, SLT, WT; Exc.Air Cond	22157	8.1L V8 496 CID	2003	Base, SLE, SLT	22158
5.3L V8 5328cc 325 CID	2004	Base, SLE, SLT, WT; For A/C Belt	22158	8.1L V8 496 CID	2004-2005	Base, SLE, SLT, WT	22158
5.3L V8 5328cc 325 CID	2005	Base, Hybrid, SLE, SLT, WT	22158	8.1L V8 496 CID	2006	SL, SLE, SLT, WT	22158
5.3L V8 5328cc 325 CID	2006	Hybrid, SL, SLE, SLT, WT	22158	SIERRA 3500 CLASSIC			
6.0L V8 5967cc 364 CID	2001	C3; Exc.Air Cond	22157	6.0L V8 5967cc 364 CID	2007	SL, SLE, SLT, WT	22158
6.0L V8 5967cc 364 CID	2001	C3; For A/C Belt	22158	6.6L V8 6599cc 403 CID	2007	SL, SLE, SLT, WT	22625
6.0L V8 5967cc 364 CID	2002-2004	Denali; Exc.Air Cond	22157	8.1L V8 496 CID	2007	SL, SLE, SLT, WT	22158
6.0L V8 5967cc 364 CID	2002-2004	Denali; For A/C Belt	22158	SIERRA 3500 HD			
6.0L V8 5967cc 364 CID	2005	Denali, SLE, SLT; Exc.Air Cond	22157	6.0L V8 5967cc 364 CID	2007-2010	SLE, SLT, WT	22158
6.0L V8 5967cc 364 CID	2005	Denali, SLE, SLT; For A/C Belt	22158	6.0L V8 5967cc 364 CID	2011-2014	Denali, SLE, SLT, WT	22123
6.0L V8 5967cc 364 CID	2006	Denali, SLE, SLT	22158	6.0L V8 5967cc 364 CID	2015-2017	Base, Denali, SLE, SLT	22123
SIERRA 1500 CLASSIC				6.6L V8 6599cc 403 CID	2007-2010	SLE, SLT, WT	22625
4.8L V8 294 CID	2007	SL, SLE, WT	22158	6.6L V8 6599cc 403 CID	2011-2014	Denali, SLE, SLT, WT	22342
5.3L V8 5328cc 325 CID	2007	Hybrid, SL, SLE, SLT, WT	22158	6.6L V8 6599cc 403 CID	2015-2016	Base, Denali, SLE, SLT	22342
6.0L V8 5967cc 364 CID	2007	Denali, SLE, SLT	22158	SONOMA			
SIERRA 1500 HD				2.2L L4 2190cc 134 CID	1994-1996	SL, SLE, SLS; Exc.Air Cond	22153
6.0L V8 5967cc 364 CID	2001-2003	SLE, SLT; Exc.Air Cond	22157	2.2L L4 2190cc 134 CID	1994-1996	SL, SLE, SLS; For A/C Belt	22153
6.0L V8 5967cc 364 CID	2001-2003	SLE, SLT; For A/C Belt	22158	2.2L L4 2190cc 134 CID	1997-2001	SL, SLE, SLS; Exc.Air Cond	22136
6.0L V8 5967cc 364 CID	2005-2006	SLE, SLT	22158	2.2L L4 2190cc 134 CID	1997-2001	SL, SLE, SLS; For A/C Belt	22136
SIERRA 1500 HD CLASSIC				2.2L L4 2190cc 134 CID	2002-2003	SL, SLS; Exc.Air Cond	22136
6.0L V8 5967cc 364 CID	2007	SLE, SLT	22158	2.2L L4 2190cc 134 CID	2002-2003	SL, SLS; For A/C Belt	22136
				2.5L L4 2474cc 151 CID	1991	Base, SLE; Code SC	22147
				2.5L L4 2474cc 151 CID	1991	Base, SLE; Code SC, For A/C Belt	22147
				2.5L L4 2474cc 151 CID	1991	Base, SLE; Code RM	22179
				2.5L L4 2474cc 151 CID	1991	Base, SLE; Code RM, Exc.Air Cond	22179
				2.5L L4 2474cc 151 CID	1992	Base, SLE	22147
				2.5L L4 2474cc 151 CID	1993	Base, SLE, SLS	22147
				2.8L V6 173 CID	1991	Base, SLE; For A/C Belt	22142
				2.8L V6 173 CID	1991	Base, SLE; Exc.Air Cond	22179

Engine	Years	Application Description	USMW	Engine	Years	Application Description	USMW
GMC (cont'd.)				GMC (cont'd.)			
SONOMA (cont'd.)				V1500 SUBURBAN (cont'd.)			
2.8L V6 173 CID	1992	Base, GT, SLE	22142	5.7L V8 350 CID	1988	Base, Sierra Classic; Code CM,FC,HD,KC	22045
2.8L V6 173 CID	1993	Base, SLE, SLS	22142	5.7L V8 350 CID	1988	Base, Sierra Classic; Spring Code-DA, Thermal	22049
4.3L V6 262 CID	1991	Exc.A/C	22143	5.7L V8 350 CID	1988-1989	Base, Sierra Classic; Code DB	22045
4.3L V6 262 CID	1991	Base, SLE; For A/C Belt	22145	5.7L V8 350 CID	1988-1989	Base, Sierra Classic; Code DK	22045
4.3L V6 262 CID	1991	Base, SLE; Exc.Air Cond	22153	5.7L V8 350 CID	1989	Base, Sierra Classic; Code HK,HL	22140
4.3L V6 262 CID	1992	GT, SLE; Exc.A/C	22143	5.7L V8 350 CID	1989	Base, Sierra Classic; Code DE,GB,HS	22145
4.3L V6 262 CID	1992	Base, GT, SLE; For A/C Belt	22145	5.7L V8 350 CID	1989	Base, Sierra Classic; Code GG	22153
4.3L V6 262 CID	1992	Base, GT, SLE; Exc.Air Cond	22153	5.7L V8 350 CID	1990	Base, SLE; Code HK,HL	22140
4.3L V6 262 CID	1993	Exc.A/C	22143	5.7L V8 350 CID	1990	Base, SLE; Code DE,GB,HS	22145
4.3L V6 262 CID	1993	Base, SLE, SLS; For A/C Belt	22145	5.7L V8 350 CID	1991	Base, SLE; Code GG	22153
4.3L V6 262 CID	1993	Base, SLE, SLS; Exc.Air Cond	22153	5.7L V8 350 CID	1991	Base; Code HK,HL	22140
4.3L V6 262 CID	1994	SL, SLE, SLS; For A/C Belt	22145	5.7L V8 350 CID	1991	Base; Code DE,GB,HS	22145
4.3L V6 262 CID	1994-1995	SL, SLE, SLS; Exc.A/C	22153	5.7L V8 350 CID	1991	Base; Code GG	22153
4.3L V6 262 CID	1995	SL, SLE, SLS; A/C	22145	6.2L V8 379 CID	1987	Base, High Sierra, Sierra Classic; Code ABC,AW	22052
4.3L V6 262 CID	1996-2001	SL, SLE, SLS; For A/C Belt	22158	6.2L V8 379 CID	1987	Base, High Sierra, Sierra Classic; Code ABC,DT	22052
4.3L V6 262 CID	1996-2001	SL, SLE, SLS; Exc.Air Cond	22162	6.2L V8 379 CID	1987	Base, High Sierra, Sierra Classic; Code AW,HT	22052
4.3L V6 262 CID	2002-2003	SL, SLS; For A/C Belt	22158	6.2L V8 379 CID	1987	Base, High Sierra, Sierra Classic; Code AW,HT	22052
4.3L V6 262 CID	2002-2003	SL, SLS; Exc.Air Cond	22162	6.2L V8 379 CID	1987	Base, High Sierra, Sierra Classic; Code AW,HT	22052
4.3L V6 262 CID	2004	SL, SLS	22158	6.2L V8 379 CID	1987	Base, High Sierra, Sierra Classic; Code AW,HT	22052
SPRINT				V2500			
5.0L V8 305 CID	1976-1977	non-thermal, W/O AIR	21043	4.8L L6 292 CID	1987	Base, High Sierra, Sierra Classic	22045
6.6L V8 400 CID	1974	Custom	22045	5.7L V8 350 CID	1987	Base, High Sierra, Sierra Classic; non-thermal, Stamped #DA	21049
6.6L V8 400 CID	1975	Base, Classic, High Sierra, SP	22045	5.7L V8 350 CID	1987	Base, High Sierra, Sierra Classic; Code CM,FC,HD,KC	22045
6.6L V8 402 CID	1971-1972	Base	22045	5.7L V8 350 CID	1987	Base, High Sierra, Sierra Classic; Code DB	22045
6.6L V8 402 CID	1974	Base, Custom	22045	5.7L V8 350 CID	1987	Base, High Sierra, Sierra Classic; Code DB	22045
6.6L V8 402 CID	1975	Base, Classic, High Sierra, SP	22045	5.7L V8 350 CID	1987	Base, High Sierra, Sierra Classic; Code DK	22045
6.6L V8 6555cc 400 CID	1971	Base	22045	5.7L V8 350 CID	1987	Base, High Sierra, Sierra Classic; Code DM,GZ	22045
6.6L V8 6555cc 400 CID	1972	Base, Custom	22045	5.7L V8 350 CID	1987	Base, High Sierra, Sierra Classic; Spring Code-DA, Thermal	22049
6.6L V8 6555cc 400 CID	1974	Base, Custom	22045	5.7L V8 350 CID	1987	Base, High Sierra, Sierra Classic; Code DM,GZ	22045
6.6L V8 6556cc 400 CID	1974	Base, Custom	22045	5.7L V8 350 CID	1988	Base, Sierra Classic; Code CM,FC,HD,KC	22045
6.6L V8 6588cc 402 CID	1971	Base	22045	5.7L V8 350 CID	1988-1989	Base, Sierra Classic; non-thermal, Stamped #DA	21049
6.6L V8 6588cc 402 CID	1972	Base, Custom	22045	5.7L V8 350 CID	1988-1989	Base, Sierra Classic; Code DB	22045
7.4L V8 454 CID	1971	Base	22045	5.7L V8 350 CID	1988-1989	Base, Sierra Classic; Code DK	22045
7.4L V8 454 CID	1972	Custom	22045	5.7L V8 350 CID	1988-1989	Base, Sierra Classic; Code DM,GZ	22045
7.4L V8 454 CID	1973-1974	Base, Custom	22045	5.7L V8 350 CID	1988-1989	Base, Sierra Classic; Spring Code-DA, Thermal	22049
7.4L V8 454 CID	1975	Classic	22045	5.7L V8 350 CID	1989	Base, Sierra Classic; Code HK,HL	22140
7.4L V8 7439cc 454 CID	1971	Base	22045	5.7L V8 350 CID	1989	Base, Sierra Classic; Code DE,GB,HS	22145
7.4L V8 7439cc 454 CID	1972-1974	Base, Custom	22045	5.7L V8 350 CID	1989	Base, Sierra Classic; Code GG	22153
7.4L V8 7441cc 454 CID	1971	Base	22045	5.7L V8 350 CID	1990	Base, SLE; non-thermal, Stamped #DA	21049
7.4L V8 7441cc 454 CID	1972	Custom	22045	5.7L V8 350 CID	1990	Base, SLE; Code DB	22045
7.4L V8 7441cc 454 CID	1973-1974	Base, Custom	22045	5.7L V8 350 CID	1990	Base, SLE; Code DK	22045
SYCLONE				V2500 SUBURBAN			
4.3L V6 262 CID	1991	Base	22145	5.7L V8 350 CID	1987	Base, High Sierra, Sierra Classic; non-thermal, Stamped #DA	21049
TYPHOON				V1500			
4.3L V6 262 CID	1992-1993	Base	22145	4.3L V6 262 CID	1987	Base, High Sierra, Sierra Classic; non-thermal, Stamped #DA	21049
V1500				V1500 SUBURBAN			
4.3L V6 262 CID	1987	Base, High Sierra, Sierra Classic; non-thermal, Stamped #DA	21049	5.7L V8 350 CID	1987	Base, High Sierra, Sierra Classic; Code CM,FC,HD,KC	22045
4.3L V6 262 CID	1987	Base, High Sierra, Sierra Classic; Code DM,GZ	22045	5.7L V8 350 CID	1987	Base, High Sierra, Sierra Classic; Code DB	22045
4.3L V6 262 CID	1987	Base, High Sierra, Sierra Classic; Spring Code-DA, Thermal	22049	5.7L V8 350 CID	1987	Base, High Sierra, Sierra Classic; Code DK	22045
5.0L V8 305 CID	1987	Base, High Sierra, Sierra Classic; non-thermal, Stamped #DA	21049	5.7L V8 350 CID	1987	Base, High Sierra, Sierra Classic; Code DM,GZ	22045
5.0L V8 305 CID	1987	Base, High Sierra, Sierra Classic; Code CM,FC,HD,KC	22045	5.7L V8 350 CID	1987	Base, High Sierra, Sierra Classic; Spring Code-DA, Thermal	22049
5.0L V8 305 CID	1987	Base, High Sierra, Sierra Classic; Code DB	22045	5.7L V8 350 CID	1988	Base, Sierra Classic; Code CM,FC,HD,KC	22045
5.0L V8 305 CID	1987	Base, High Sierra, Sierra Classic; Code DM,GZ	22045	5.7L V8 350 CID	1988-1989	Base, Sierra Classic; non-thermal, Stamped #DA	21049
5.0L V8 305 CID	1987	Base, High Sierra, Sierra Classic; Spring Code-DA, Thermal	22049	5.7L V8 350 CID	1988-1989	Base, Sierra Classic; Code DB	22045
5.7L V8 350 CID	1987	Base, High Sierra, Sierra Classic; non-thermal, Stamped #DA	21049	5.7L V8 350 CID	1988-1989	Base, Sierra Classic; Code DK	22045
5.7L V8 350 CID	1987	Base, High Sierra, Sierra Classic; Code CM,FC,HD,KC	22045	5.7L V8 350 CID	1988-1989	Base, Sierra Classic; Code DM,GZ	22045
5.7L V8 350 CID	1987	Base, High Sierra, Sierra Classic; Code DB	22045	5.7L V8 350 CID	1988-1989	Base, Sierra Classic; Spring Code-DA, Thermal	22049
5.7L V8 350 CID	1987	Base, High Sierra, Sierra Classic; Code DM,GZ	22045	5.7L V8 350 CID	1989	Base, Sierra Classic; Code HK,HL	22140
5.7L V8 350 CID	1987	Base, High Sierra, Sierra Classic; Spring Code-DA, Thermal	22049	5.7L V8 350 CID	1989	Base, Sierra Classic; Code DE,GB,HS	22145
6.2L V8 379 CID	1987	Base, High Sierra, Sierra Classic	22052	5.7L V8 350 CID	1989	Base, Sierra Classic; Code GG	22153
V1500 SUBURBAN				V3500			
5.7L V8 350 CID	1987	Base, High Sierra, Sierra Classic; non-thermal, Stamped #DA	21049	4.8L L6 292 CID	1987-1988	Base, High Sierra, Sierra Classic	22045
5.7L V8 350 CID	1987	Base, High Sierra, Sierra Classic; Code CM,FC,HD,KC	22045				
5.7L V8 350 CID	1987	Base, High Sierra, Sierra Classic; Code DB	22045				
5.7L V8 350 CID	1987	Base, High Sierra, Sierra Classic; Code DM,GZ	22045				
5.7L V8 350 CID	1987	Base, High Sierra, Sierra Classic; Spring Code-DA, Thermal	22049				
5.7L V8 350 CID	1988	Base, Sierra Classic; non-thermal, Stamped #DA	21049				

FAN CLUTCHES

Engine	Years	Application Description	USMW
GMC (cont'd.)			
V3500 (cont'd.)			
5.7L V8 350 CID	1987-1989	Base, High Sierra, Sierra Classic; non-thermal, Stamped #DA	21049
5.7L V8 350 CID	1987-1989	Base, High Sierra, Sierra Classic; Code DB	22045
5.7L V8 350 CID	1987-1989	Base, High Sierra, Sierra Classic; Code DK	22045
5.7L V8 350 CID	1987-1989	Base, High Sierra, Sierra Classic; Code DM,GZ	22045
5.7L V8 350 CID	1987-1989	Base, High Sierra, Sierra Classic; Spring Code-DA, Thermal	22049
5.7L V8 350 CID	1990-1991	Base, SLE; non-thermal, Stamped #DA	21049
5.7L V8 350 CID	1990-1991	Base, SLE; Code DB	22045
5.7L V8 350 CID	1990-1991	Base, SLE; Code DK	22045
5.7L V8 350 CID	1990-1991	Base, SLE; Code DM,GZ	22045
5.7L V8 350 CID	1990-1991	Base, SLE; Spring Code-DA, Thermal	22049
6.2L V8 379 CID	1987	Base, High Sierra, Sierra Classic	22052
6.2L V8 379 CID	1988-1989	Base, High Sierra, Sierra Classic; Code ABC,DT	22052
6.2L V8 379 CID	1988-1989	Base, High Sierra, Sierra Classic; Code AW,HT	22052
6.2L V8 379 CID	1990-1991	Base, SLE	22052
7.4L V8 454 CID	1987	Base, High Sierra, Sierra Classic	22045
7.4L V8 454 CID	1988	Base, High Sierra, Sierra Classic; Code DK	22045
7.4L V8 454 CID	1988	Base, High Sierra, Sierra Classic; Code DM,GZ	22045
7.4L V8 454 CID	1988	Base, High Sierra, Sierra Classic; Code FD	22045
7.4L V8 454 CID	1988	Base, High Sierra, Sierra Classic; Code GD,HN	22145
7.4L V8 454 CID	1989	Base, High Sierra, Sierra Classic	22045
7.4L V8 454 CID	1990-1991	Base, SLE; Code NB	22045
7.4L V8 454 CID	1990-1991	Base, SLE; Code NC	22045
7.4L V8 454 CID	1990-1991	Base, SLE; Code ND	22045
7.4L V8 454 CID	1990-1991	Base, SLE; Code GD,HN	22145
YUKON			
4.8L V8 294 CID	2000-2003	SLE, SLT; Exc.Air Cond	22157
4.8L V8 294 CID	2000-2004	SLE, SLT; For A/C Belt	22158
4.8L V8 294 CID	2004	SLE, SLT; Exc.Air Cond	22158
4.8L V8 294 CID	2005	SLE, SLT	22158
4.8L V8 294 CID	2006	SL, SLE	22158
5.3L V8 5328cc 325 CID	2000-2004	SLE, SLT; Exc.Air Cond	22157
5.3L V8 5328cc 325 CID	2000-2004	SLE, SLT; For A/C Belt	22158
5.3L V8 5328cc 325 CID	2005	SLE, SLT	22158
5.3L V8 5328cc 325 CID	2006	SL, SLE, SLT	22158
5.7L V8 350 CID	1992	Base, SLE, Sport; Code AR,AX,BD,GP,HK,JM	22140
5.7L V8 350 CID	1992	Base, SLE, Sport; Code GJ,HS	22145
5.7L V8 350 CID	1992	Base, SLE, Sport; Code DD,GG,GN	22153
5.7L V8 350 CID	1993	Base, GT, SLE; Code AR,AX,BD,GP,HK,JM	22140
5.7L V8 350 CID	1993	Base, GT, SLE; Code GK	22142
5.7L V8 350 CID	1993	Base, GT, SLE; Code GJ,HS	22145
5.7L V8 350 CID	1993	Base, GT, SLE; Code DD,GG,GN	22153
5.7L V8 350 CID	1994	Base, SLE, Sport; Code AR,AX,BD,GP,HK,JM	22140
5.7L V8 350 CID	1994	Base, SLE, Sport; Code GK	22142
5.7L V8 350 CID	1994	Base, SLE, Sport; Code BT,GM,HL	22149
5.7L V8 350 CID	1994	Base, SLE, Sport; Code DD,GG,GN	22153
5.7L V8 350 CID	1995	Base, SLE, SLT; Code AR,AX,BD,GP,HK,JM	22140
5.7L V8 350 CID	1995	Base, SLE, SLT; Code GK	22142
5.7L V8 350 CID	1995	Base, SLE, SLT; Code BT,GM,HL	22149
5.7L V8 350 CID	1995	Base, SLE, SLT; Code DD,GG,GN	22153
5.7L V8 350 CID	1996	SLT; For A/C Belt	22158
5.7L V8 350 CID	1996	SLT; Exc.Air Cond	22162
5.7L V8 350 CID	1997	SL, SLT; For A/C Belt	22158
5.7L V8 350 CID	1997	SL, SLT; Exc.Air Cond	22162
5.7L V8 350 CID	1998	SLE, SLT; For A/C Belt	22158
5.7L V8 350 CID	1998	SLE, SLT; Exc.Air Cond	22162
5.7L V8 350 CID	1999	Denali, SLE, SLT; For A/C Belt	22158
5.7L V8 350 CID	1999	Denali, SLE, SLT; Exc.Air Cond	22162
5.7L V8 350 CID	2000	Denali; For A/C Belt	22158
5.7L V8 350 CID	2000	Denali; Exc.Air Cond	22162
6.0L V8 5967cc 364 CID	2001-2005	Denali; Exc.Air Cond	22157
6.0L V8 5967cc 364 CID	2001-2005	Denali; For A/C Belt	22158
6.0L V8 5967cc 364 CID	2006	Denali	22158
6.5L V8 395 CID	1994	Base, SLE, Sport	22605
6.5L V8 395 CID	1995	Base, SLE, SLT	22605
6.5L V8 395 CID	1996	SL, SLE, SLT	22605
6.5L V8 395 CID	1997	SL, SLE, SLT	22613
YUKON XL 1500			
5.3L V8 5328cc 325 CID	2000-2004	SLE, SLT; Exc.Air Cond	22157
5.3L V8 5328cc 325 CID	2000-2004	SLE, SLT; For A/C Belt	22158
5.3L V8 5328cc 325 CID	2005	SLE, SLT	22158
5.3L V8 5328cc 325 CID	2006	SL, SLE, SLT	22158
6.0L V8 5967cc 364 CID	2001-2005	Denali; Exc.Air Cond	22157
6.0L V8 5967cc 364 CID	2001-2005	Denali; For A/C Belt	22158

Engine	Years	Application Description	USMW
GMC (cont'd.)			
YUKON XL 1500 (cont'd.)			
6.0L V8 5967cc 364 CID	2006	Denali	22158
YUKON XL 2500			
6.0L V8 5967cc 364 CID	2000-2005	SLE, SLT; Exc.Air Cond	22157
6.0L V8 5967cc 364 CID	2000-2005	SLE, SLT; For A/C Belt	22158
6.0L V8 5967cc 364 CID	2006-2013	SLE, SLT	22158
8.1L V8 496 CID	2001-2006	SLE, SLT	22158
HONDA			
PASSPORT			
2.6L L4 2559cc	1994-1996	DX	22072
3.2L V6 3165cc	1994-1997	EX, LX	22076
3.2L V6 3165cc	1998-2002	EX, LX	22176
HUMMER			
H1			
6.5L V8 395 CID	2002-2004	Base	22618
H2			
6.0L V8 5967cc 364 CID	2003-2007	Base	22158
H3			
3.5L L5 3460cc 211 CID	2006	Base	22173
3.7L L5 3654cc 223 CID	2007-2009	Base, X	22173
3.7L L5 3654cc 223 CID	2010	Base	22173
5.3L V8 5328cc 325 CID	2008	Alpha	22615
5.3L V8 5328cc 325 CID	2009	Alpha, Championship Series	22615
5.3L V8 5328cc 325 CID	2010	Alpha	22615
H3T			
3.7L L5 3654cc 223 CID	2009-2010	Base	22173
5.3L V8 5328cc 325 CID	2009-2010	Alpha	22615
INFINITI			
FX45			
4.5L V8 4494cc	2006-2008	Base	22032
4.5L V8 4500cc	2003-2005	Base	22032
G35			
3.5L V6 3498cc	2003	Base	22028
3.5L V6 3498cc	2004	Base, X	22028
J30			
3.0L V6 2960cc 181 CID	1993-1997	Base, T	22027
M30			
3.0L V6 2960cc 181 CID	1990-1992	Base	22082
Q45			
4.1L V8 4130cc	1997-1999	Base, T	22032
4.1L V8 4130cc	2000	Anniversary Edition, Base, T	22032
4.1L V8 4130cc	2001	Base, T	22032
4.5L V8 4494cc	1990	Base	22028
4.5L V8 4494cc	1991-1992	A, Base	22028
4.5L V8 4494cc	1993	A, Base; From 02/1993	22025
4.5L V8 4494cc	1993	A, Base; To 02/1993	22028
4.5L V8 4494cc	1994-1996	A, Base, T	22025
QX4			
3.3L V6 3275cc	1997-2000	Base	22025
3.5L V6 3498cc	2001-2003	Base	22032
QX56			
5.6L V8 5552cc	2004-2010	Base	22181
5.6L V8 5552cc	2011-2013	Base	22343
QX80			
5.6L V8 5552cc	2014-2015	Base	22343
5.6L V8 5552cc	2016-2017	Base, Limited	22343
ISUZU			
AMIGO			
2.3L L4 2254cc	1989-1991	S, XS	22087
2.3L L4 2254cc	1992-1993	S	22087
2.6L L4 2559cc	1989-1994	S, XS	22087
3.2L V6 3165cc	1998-2000	S	22176
ASCENDER			
4.2L L6 256 CID	2003	Base, Limited, LS	22310
4.2L L6 256 CID	2004-2005	LS, S	22310
4.2L L6 256 CID	2006	Base, LS	22310
4.2L L6 256 CID	2007	S	22310
4.2L L6 256 CID	2008	S	22627
5.3L V8 5328cc 325 CID	2003	Base, Limited, LS	22310
5.3L V8 5328cc 325 CID	2004	Limited, LS	22310
5.3L V8 5328cc 325 CID	2005	Limited, LS, S	22310
5.3L V8 5328cc 325 CID	2006	LS	22310
AXIOM			
3.5L V6 3475cc	2002	Base, XS	22176
3.5L V6 3491cc	2003	Base, XS	22176

Engine	Years	Application Description	USMW	Engine	Years	Application Description	USMW
ISUZU (cont'd.)				JAGUAR			
AXIOM (cont'd.)				VANDEN PLAS			
3.5L V6 3494cc	2004	S, XS	22176	3.6L L6 3590cc	1988	Base	22018
HOMBRE				3.6L L6 3590cc	1989	Base, Majestic	22018
2.2L L4 2190cc 134 CID	1996	S, XS; Exc.Air Cond	22153	4.0L L6 3980cc	1990	Base, Majestic	22018
2.2L L4 2190cc 134 CID	1996-2000	S, XS; For A/C Belt	22162	4.0L L6 3980cc	1991	Base	22018
2.2L L4 2190cc 134 CID	1997-2000	S, XS; Exc.Air Cond	22136	4.0L L6 3980cc	1992	Base, Majestic	22018
4.3L V6 262 CID	2000	S, XS; Exc.Air Cond	22158	4.2L L6 4235cc	1985-1987	Base	22017
4.3L V6 262 CID	2000	S, XS; For A/C Belt	22162	XJ6			
4.3L V6 4294cc	1997-1999	S, XS; Exc.Air Cond	22158	3.6L L6 3590cc	1988-1989	Base	22018
4.3L V6 4294cc	1997-1999	S, XS; For A/C Belt	22162	4.0L L6 3980cc	1990-1992	Base, Sovereign	22018
I-280				4.2L L6 4235cc	1985-1987	Base	22017
2.8L L4 2770cc 169 CID	2006	Base	22123	XJ12			
I-290				6.0L V12 5994cc	1994-1996	Base	22018
2.9L L4 2921cc 178 CID	2007	LS, S	22123	XJRS			
2.9L L4 2921cc 178 CID	2008	S	22123	6.0L V12 5994cc	1993	Base	22018
I-350				XJS			
3.5L L5 3460cc 211 CID	2006	Base	22173	4.0L L6 3980cc	1993	Base	22018
I-370				4.0L L6 3980cc	1994-1995	2+2, Base	22018
3.7L L5 3654cc 223 CID	2007-2008	LS	22173	4.0L L6 3980cc	1996	2+2	22018
IMPULSE				5.3L V12 5343cc	1980-1986	Base	22018
2.0L L4 1994cc	1985-1989	Base	22093	5.3L V12 5343cc	1987-1988	Base, C	22018
2.3L L4 2254cc	1988-1989	Base	22087	5.3L V12 5343cc	1989	Base, Collection Rouge	22018
PICKUP				5.3L V12 5343cc	1990	Base, Classic Collection, Collection Rouge	22018
1.8L L4 1817cc	1981-1982	Base, DLX	22094	5.3L V12 5343cc	1991	Classic Collection	22018
1.9L L4 1949cc	1983	Base, DLX, LS	22094	5.3L V12 5343cc	1992	Base	22018
1.9L L4 1949cc	1984-1985	Base, DLX, LX	22094	6.0L V12 5994cc	1994-1995	2+2, Base	22018
1.9L L4 1949cc	1986-1987	Base, DLX, LS	22094	JEEP			
2.2L L4 2238cc	1981-1982	Base, DLX	22094	CHEROKEE			
2.2L L4 2238cc	1983	Base, DLX, LS	22094	2.1L L4 126 CID	1985-1987	Base, Chief, Laredo, Pioneer	22148
2.2L L4 2238cc	1984-1985	Base, DLX, LX	22094	2.5L L4 150 CID	1984	Base; V-Belt Drive	22048
2.2L L4 2238cc	1986-1987	Base, DLX, LS	22094	2.5L L4 150 CID	1984	Base; Serpentine Belt Drive	22148
2.3L L4 2254cc	1986-1987	Base, DLX, LS	22087	2.5L L4 150 CID	1985-1986	Base, Chief, Laredo, Pioneer; V-Belt Drive	22048
2.3L L4 2254cc	1989	LS, S, XS	22087	2.5L L4 150 CID	1985-1986	Base, Chief, Laredo, Pioneer; Serpentine Belt Drive	22148
2.3L L4 2254cc	1990	LS, S	22087	2.5L L4 150 CID	1987-1988	Base, Chief, Laredo, Pioneer	22148
2.3L L4 2254cc	1991-1995	S	22087	2.5L L4 150 CID	1989	Base, Laredo, Pioneer, Sport	22148
2.6L L4 2559cc	1988	1 Ton, LS, S	22087	2.5L L4 150 CID	1990-1993	Base	22148
2.6L L4 2559cc	1989-1990	1 Ton, LS, S, XS	22087	2.5L L4 150 CID	1994-2000	SE	22149
2.6L L4 2559cc	1991-1992	1 Ton, LS, S	22087	2.8L V6 173 CID	1984	Base	22048
2.6L L4 2559cc	1993-1995	S	22087	2.8L V6 173 CID	1985-1986	Base, Chief, Laredo, Pioneer	22048
3.1L V6 3137cc	1991	LS, S	22175	4.0L L6 242 CID	1987-1988	Base, Chief, Laredo, Limited, Pioneer	22148
3.1L V6 3137cc	1992-1994	S	22175	4.0L L6 242 CID	1989-1990	Base, Laredo, Limited, Pioneer, Sport	22148
RODEO				4.0L L6 242 CID	1991-1992	Base, Briarwood, Laredo, Limited, Sport	22148
2.6L L4 2559cc	1991	LS, S	22087	4.0L L6 242 CID	1993	Base, Country, Sport	22148
2.6L L4 2559cc	1992	LS, S, XS	22087	4.0L L6 242 CID	1994-1995	Country, SE, Sport	22148
2.6L L4 2559cc	1993	LS, S	22087	4.0L L6 242 CID	1996	Classic, Country, SE, Sport	22148
2.6L L4 2559cc	1994-1997	LS, S	22072	4.0L L6 242 CID	1997	Country, SE, Sport	22148
3.1L V6 3137cc	1991-1992	LS, S, XS	22175	4.0L L6 242 CID	1998-2001	Classic, Limited, SE, Sport	22148
3.2L V6 3165cc	1993-1997	LS, S	22076	4.2L L6 258 CID	1980	Base, Wide Track; V-Belt Drive	22026
3.2L V6 3165cc	1998	LS, S	22176	4.2L L6 258 CID	1980	Base, Wide Track; Serpentine Belt Drive	22126
3.2L V6 3165cc	1999-2000	LS, LSE, S	22176	4.2L L6 258 CID	1981-1982	Base, Chief, Heavy Duty Cooling, V-Belt Drive	22026
3.2L V6 3165cc	2001-2003	LS, LSE, S V6	22176	4.2L L6 258 CID	1981-1982	Base, Chief, Serpentine Belt Drive	22126
3.2L V6 3165cc	2004	S	22176	4.2L L6 258 CID	1983	Base, Chief, Pioneer; Heavy Duty Cooling, V-Belt Drive	22026
3.5L V6 3494cc	2004	S	22176	4.2L L6 258 CID	1983	Base, Chief, Pioneer; Serpentine Belt Drive	22126
RODEO SPORT				4.2L L6 258 CID	1980	Base, Wide Track; non-thermal	21049
3.2L V6 3165cc	2001-2003	S V6	22176	5.9L V8 360 CID	1980	Base, Wide Track; Thermal	22049
TROOPER				5.9L V8 360 CID	1981-1982	Base, Chief; non-thermal	21049
1.9L L4 1949cc	1984-1985	Base	22094	5.9L V8 360 CID	1981-1982	Base, Chief; Thermal	22049
2.2L L4 2238cc	1984	Base	22094	5.9L V8 360 CID	1983	Base, Chief, Pioneer; non-thermal	21049
2.2L L4 2238cc	1986	DLX, LS, LX	22094	5.9L V8 360 CID	1983	Base, Chief, Pioneer; Thermal	22049
2.2L L4 2238cc	1987	DLX, LS	22094	CJ5			
2.3L L4 2254cc	1986	DLX, LS, LX	22087	2.5L L4 151 CID	1980	Base, Golden Eagle, Laredo, Renegade	22048
2.3L L4 2254cc	1987	DLX, LS	22087	2.5L L4 151 CID	1981	Base, Laredo, Renegade	22048
2.6L L4 2559cc	1988	LS, S, XS	22087	2.5L L4 151 CID	1982-1983	Base, Laredo, Limited, Renegade	22048
2.6L L4 2559cc	1989	LS, RS, S, XS	22087	4.2L L6 258 CID	1980	Base, Golden Eagle, Laredo, Renegade; V-Belt Drive	22026
2.6L L4 2559cc	1990	RS, S	22087	4.2L L6 258 CID	1980	Base, Golden Eagle, Laredo, Renegade; Serpentine Belt Drive	22126
2.6L L4 2559cc	1991	S	22087	4.2L L6 258 CID	1981	Base, Laredo, Renegade; Heavy Duty Cooling, V-Belt Drive	22026
2.8L V6 2827cc	1989	LS, S	22175	4.2L L6 258 CID	1981	Base, Laredo, Renegade; Serpentine Belt Drive	22126
2.8L V6 2827cc	1990	LS, S, XS	22175	4.2L L6 258 CID	1981	Base, Laredo, Renegade; Serpentine Belt Drive	22126
2.8L V6 2827cc	1991	LS, S, SE, XS	22175	4.2L L6 258 CID	1982-1983	Base, Laredo, Limited, Renegade; Heavy Duty Cooling, V-Belt Drive	22026
3.2L V6 3165cc	1992	LS, S	22076	4.2L L6 258 CID	1982-1983	Base, Laredo, Limited, Renegade; Serpentine Belt Drive	22126
3.2L V6 3165cc	1993-1994	LS, RS, S	22076	5.0L V8 304 CID	1980	Base, Golden Eagle, Laredo, Renegade; non-thermal	21049
3.2L V6 3165cc	1995	RS, S	22076				
3.2L V6 3165cc	1996	LS, S, SE	22076				
3.2L V6 3165cc	1997	LS, Ltd, S	22076				
3.5L V6 3475cc	1998-1999	S	22022				
3.5L V6 3475cc	2000-2002	Limited, LS, S	22022				
VEHICROSS							
3.5L V6 3475cc	1999-2001	Base	22176				

Engine	Years	Application Description	USMW	Engine	Years	Application Description	USMW
JEEP (cont'd.)				JEEP (cont'd.)			
CJ5 (cont'd.)				GRAND WAGONEER (cont'd.)			
5.0L V8 304 CID	1980	Base, Golden Eagle, Laredo, Renegade; Thermal	22049	4.2L L6 258 CID	1986	Base; Heavy Duty Cooling, V-Belt Drive	22026
5.0L V8 304 CID	1981	Base, Laredo, Renegade; non-thermal	21049	4.2L L6 258 CID	1986	Base; Serpentine Belt Drive	22126
5.0L V8 304 CID	1981	Base, Laredo, Renegade; Thermal	22049	5.2L V8 5211cc 318 CID	1993	Max Cooling	22159
CJ7				J10			
2.5L L4 150 CID	1983	Base, Laredo, Limited, Renegade	22048	4.2L L6 258 CID	1980	Base; V-Belt Drive	22026
2.5L L4 150 CID	1984	Base, Renegade	22048	4.2L L6 258 CID	1980-1987	Base; Serpentine Belt Drive	22126
2.5L L4 150 CID	1985-1986	Base, Laredo, Renegade	22048	4.2L L6 258 CID	1981-1986	Base; Heavy Duty Cooling, V-Belt Drive	22026
2.5L L4 151 CID	1980	Base, Golden Hawk, Laredo, Renegade	22048	4.2L L6 258 CID	1987	Base; V-Belt Drive	22026
2.5L L4 151 CID	1981	Base, Laredo, Renegade	22048	5.9L V8 360 CID	1974-1979	non-thermal	21049
2.5L L4 151 CID	1982-1983	Base, Laredo, Limited, Renegade	22048	5.9L V8 360 CID	1974-1979	Thermal, Thermal	22049
4.2L L6 258 CID	1980	Base, Golden Hawk, Laredo, Renegade; V-Belt Drive	22026	5.9L V8 360 CID	1980-1988	Base; non-thermal	21049
4.2L L6 258 CID	1980	Base, Golden Hawk, Laredo, Renegade; Serpentine Belt Drive	22126	5.9L V8 360 CID	1980-1988	Base; Thermal	22049
4.2L L6 258 CID	1981	Base, Laredo, Renegade; Heavy Duty Cooling, V-Belt Drive	22026	6.6L V8 401 CID	1974-1978	non-thermal	21049
4.2L L6 258 CID	1981	Base, Laredo, Renegade; Serpentine Belt Drive	22126	6.6L V8 401 CID	1974-1978	Thermal, Thermal	22049
4.2L L6 258 CID	1982-1983	Base, Laredo, Limited, Renegade; Heavy Duty Cooling, V-Belt Drive	22026	6.6L V8 6571cc 401 CID	1974	non-thermal	21049
4.2L L6 258 CID	1982-1983	Base, Laredo, Limited, Renegade; Serpentine Belt Drive	22126	6.6L V8 6571cc 401 CID	1974	Thermal, Thermal	22049
4.2L L6 258 CID	1984	Base, Renegade; Heavy Duty Cooling, V-Belt Drive	22026	6.6L V8 6572cc 401 CID	1974	non-thermal	21049
4.2L L6 258 CID	1984	Base, Renegade; Serpentine Belt Drive	22126	6.6L V8 6572cc 401 CID	1974	Thermal, Thermal	22049
4.2L L6 258 CID	1985-1986	Base, Laredo, Renegade; Heavy Duty Cooling, V-Belt Drive	22026	J20			
4.2L L6 258 CID	1985-1986	Base, Laredo, Renegade; Serpentine Belt Drive	22126	5.9L V8 360 CID	1974-1979	non-thermal	21049
5.0L V8 304 CID	1980	Base, Golden Hawk, Laredo, Renegade; non-thermal	21049	5.9L V8 360 CID	1974-1979	Thermal, Thermal	22049
5.0L V8 304 CID	1980	Base, Golden Hawk, Laredo, Renegade; Thermal	22049	5.9L V8 360 CID	1980-1988	Base; non-thermal	21049
5.0L V8 304 CID	1981	Base, Laredo, Renegade; non-thermal	21049	5.9L V8 360 CID	1980-1988	Base; Thermal	22049
5.0L V8 304 CID	1981	Base, Laredo, Renegade; Thermal	22049	6.6L V8 401 CID	1974-1978	non-thermal	21049
COMANCHE				J20			
2.1L L4 126 CID	1986	Custom, X, XLS	22148	6.6L V8 401 CID	1974-1978	Thermal, Thermal	22049
2.1L L4 126 CID	1987	Base, Laredo, Pioneer	22148	6.6L V8 6571cc 401 CID	1974	non-thermal	21049
2.5L L4 150 CID	1986	Custom, X, XLS; V-Belt Drive	22048	6.6L V8 6571cc 401 CID	1974	Thermal, Thermal	22049
2.5L L4 150 CID	1986	Custom, X, XLS; Serpentine Belt Drive	22148	6.6L V8 6572cc 401 CID	1974	non-thermal	21049
2.5L L4 150 CID	1987-1988	Base, Chief, Laredo, Pioneer	22148	6.6L V8 6572cc 401 CID	1974	Thermal, Thermal	22049
2.5L L4 150 CID	1989-1991	Base, Pioneer	22148	J100			
2.5L L4 150 CID	1992	Base	22148	5.9L V8 360 CID	1972-1973		22045
2.8L V6 173 CID	1986	Custom, X, XLS	22048	LIBERTY			
4.0L L6 242 CID	1987	Base, Chief, Laredo, Pioneer	22148	2.8L L4 2768cc 171 CID	2005-2006		22172
4.0L L6 242 CID	1988	Base, Chief, Eliminator, Laredo, Pioneer	22148	3.7L V6 226 CID	2002	Limited, Sport; Heavy Duty Cooling	22152
4.0L L6 242 CID	1989-1992	Base, Eliminator, Pioneer	22148	3.7L V6 226 CID	2003	Limited, Renegade, Sport	22152
COMMANDER				3.7L V6 226 CID	2004	Limited, Renegade, Sport	22151
3.7L V6 226 CID	2010	Sport	22152	3.7L V6 226 CID	2005	Limited, Renegade, Rocky Mountain Edition, Sport	22151
4.7L V8 287 CID	2006	65th Anniversary Edition, Base, Limited	22152	3.7L V6 226 CID	2006	65th Anniversary Edition, Limited, Renegade, Sport	22151
4.7L V8 287 CID	2007	Base, Limited, Sport	22152	3.7L V6 226 CID	2007-2008	Limited, Sport	22151
4.7L V8 287 CID	2008-2009	Limited, Sport	22152	3.7L V6 226 CID	2009	Limited, Sport	22152
GRAND CHEROKEE				3.7L V6 226 CID	2010-2011	Limited, Renegade, Sport	22152
3.7L V6 226 CID	2010	Laredo, Limited	22152	3.7L V6 226 CID	2012	Jet, Limited, Sport	22152
4.0L L6 242 CID	1993	Base, Laredo, Limited	22174	SCRAMBLER			
4.0L L6 242 CID	1994	Laredo, Limited, SE	22174	2.5L L4 150 CID	1983	Base, SL, SR	22048
4.0L L6 242 CID	1995	Laredo, Limited, Orvis, SE	22174	2.5L L4 150 CID	1984	Base, SR	22048
4.0L L6 242 CID	1996	Laredo, Limited	22174	2.5L L4 150 CID	1985	Base, Laredo, Renegade	22048
4.0L L6 242 CID	1997	Laredo, Limited, Orvis, TSi	22174	2.5L L4 151 CID	1981	Base	22048
4.0L L6 242 CID	1998	Laredo, Limited, TSi	22174	2.5L L4 151 CID	1982-1983	Base, SL, SR	22048
4.0L L6 242 CID	1999-2001	Laredo, Limited	22151	4.2L L6 258 CID	1981	Base; Heavy Duty Cooling, V-Belt Drive	22026
4.0L L6 242 CID	2002	Laredo, Limited, Sport	22151	4.2L L6 258 CID	1981	Base; Serpentine Belt Drive	22126
4.0L L6 242 CID	2003	Laredo, Limited	22151	4.2L L6 258 CID	1982-1983	Base, SL, SR; Heavy Duty Cooling, V-Belt Drive	22026
4.0L L6 242 CID	2004	Laredo, Limited, Special Edition	22151	4.2L L6 258 CID	1982-1983	Base, SL, SR; Serpentine Belt Drive	22126
4.7L V8 287 CID	1999-2000	Laredo, Limited	22151	4.2L L6 258 CID	1984	Base, SR; Heavy Duty Cooling, V-Belt Drive	22026
4.7L V8 287 CID	2002	Limited, Overland	22165	4.2L L6 258 CID	1984	Base, SR; Serpentine Belt Drive	22126
4.7L V8 287 CID	2003-2004	Laredo, Limited, Overland	22165	4.2L L6 258 CID	1985	Base, Laredo, Renegade; Heavy Duty Cooling, V-Belt Drive	22026
4.7L V8 287 CID	2005	Laredo, Limited	22152	4.2L L6 258 CID	1985	Base, Laredo, Renegade; Serpentine Belt Drive	22126
4.7L V8 287 CID	2006	65th Anniversary Edition, Laredo, Limited	22152	WAGONEER			
4.7L V8 287 CID	2007-2009	Laredo, Limited	22152	2.1L L4 126 CID	1985	Base, Limited	22148
5.2L V8 5211cc 318 CID	1993	Base, Laredo, Limited; Max Cooling	22159	2.5L L4 150 CID	1984-1986	Base, Limited; V-Belt Drive	22048
5.2L V8 5211cc 318 CID	1993	Base, Laredo, Limited; Exc.Max Cooling	22170	2.5L L4 150 CID	1984-1986	Base, Limited; Serpentine Belt Drive	22148
5.2L V8 5211cc 318 CID	1994	Laredo, Limited, SE	22160	2.5L L4 150 CID	1987	Base, Limited	22148
5.2L V8 5211cc 318 CID	1995	Laredo, Limited, Orvis, SE	22160	2.8L V6 173 CID	1984-1986	Base, Limited	22048
5.2L V8 5211cc 318 CID	1996	Laredo, Limited	22160	4.0L L6 242 CID	1987	Base, Limited	22148
5.2L V8 5211cc 318 CID	1997	Laredo, Limited, Orvis, TSi	22160	4.0L L6 242 CID	1988-1990	Limited	22148
5.2L V8 5211cc 318 CID	1998	Laredo, Limited, TSi	22160	4.2L L6 258 CID	1980	Base, Limited; V-Belt Drive	22026
GRAND WAGONEER				4.2L L6 258 CID	1980-1981	Base, Limited; Serpentine Belt Drive	22126
4.2L L6 258 CID	1984-1985	Base, Limited; Heavy Duty Cooling, V-Belt Drive	22026	4.2L L6 258 CID	1981	Base, Limited; Heavy Duty Cooling, V-Belt Drive	22026
4.2L L6 258 CID	1984-1985	Base, Limited; Serpentine Belt Drive	22126	4.2L L6 258 CID	1982	Base, Brougham, Limited; Heavy Duty Cooling, V-Belt Drive	22026

Engine	Years	Application Description	USMW	Engine	Years	Application Description	USMW
JEEP (cont'd.)				LAND ROVER (cont'd.)			
WAGONEER (cont'd.)				RANGE ROVER			
4.2L L6 258 CID	1982	Base, Brougham, Limited; Serpentine Belt Drive	22126	3.5L V8 3532cc 216 CID	1987	Base	22063
4.2L L6 258 CID	1983	Brougham, Limited; Heavy Duty Cooling, V-Belt Drive	22026	3.5L V8 3532cc 216 CID	1988	40th Anniversary Edition, Base	22063
4.2L L6 258 CID	1983	Brougham, Limited; Serpentine Belt Drive	22126	3.9L V8 3947cc	1989	Base, County, Hunter	22063
5.9L V8 360 CID	1972-1979	non-thermal	21049	3.9L V8 3947cc	1990	Base, County	22063
5.9L V8 360 CID	1972-1979	Thermal, Thermal	22049	3.9L V8 3947cc	1991	Base, County SE, Great Divide, Hunter	22063
5.9L V8 360 CID	1980-1981	Base, Limited; non-thermal	21049	3.9L V8 3947cc	1992	Base, County, LSE; For 7 Blade Fan, To Engine 38D27237B	22063
5.9L V8 360 CID	1980-1981	Base, Limited; Thermal	22049	3.9L V8 3947cc	1992	Base, County, LSE; For 11 Blade Fan	22063
5.9L V8 360 CID	1982	Base, Brougham, Limited; non-thermal	21049	3.9L V8 3947cc	1992	Base, County, LSE; For 7 Blade Fan, From Engine 40D09582B	22151
5.9L V8 360 CID	1982	Base, Brougham, Limited; Thermal	22049	3.9L V8 3950cc	1993	County, Sport; For 7 Blade Fan, To Engine 38D27237B	22063
5.9L V8 360 CID	1983	Brougham, Limited; non-thermal	21049	3.9L V8 3950cc	1993	County, Sport; For 11 Blade Fan	22063
5.9L V8 360 CID	1983	Brougham, Limited; Thermal	22049	3.9L V8 3950cc	1993	County, Sport; For 7 Blade Fan, From Engine 40D09582B	22151
6.6L V8 401 CID	1974-1978	non-thermal	21049	3.9L V8 3950cc	1993	County, Sport; For 7 Blade Fan, To Engine 38D27237B	22063
6.6L V8 401 CID	1974-1978	Thermal, Thermal	22049	3.9L V8 3950cc	1994	County; For 7 Blade Fan, To Engine 38D27237B	22063
6.6L V8 6571cc 401 CID	1974	non-thermal	21049	3.9L V8 3950cc	1994	County; For 11 Blade Fan	22063
6.6L V8 6571cc 401 CID	1974	Thermal, Thermal	22049	3.9L V8 3950cc	1994	County; For 7 Blade Fan, From Engine 40D09582B	22151
6.6L V8 6572cc 401 CID	1974	non-thermal	21049	3.9L V8 3950cc	1994	County; For 7 Blade Fan, To Engine 38D27237B	22063
6.6L V8 6572cc 401 CID	1974	Thermal, Thermal	22049	3.9L V8 3950cc	1995	County Classic; For 7 Blade Fan, To Engine 38D27237B	22063
WRANGLER				3.9L V8 3950cc	1995	County Classic; For 11 Blade Fan	22063
2.4L L4 148 CID	2003-2006	SE	22148	3.9L V8 3950cc	1995	County Classic; For 7 Blade Fan, From Engine 40D09582B	22151
2.5L L4 150 CID	1987	Base, Laredo, Sport	22048	4.0L V8 3950cc	1995-1997	SE	22170
2.5L L4 150 CID	1988	Base, Laredo, S, Sahara, Sport	22048	4.0L V8 3950cc	1998	50th Anniversary Edition, SE	22170
2.5L L4 150 CID	1989-1990	Base, Islander, Sahara	22048	4.0L V8 3950cc	1999	Base, S, SE	22170
2.5L L4 150 CID	1991	Base, Islander, S, Sahara	22148	4.0L V8 3950cc	2000	Base, County, SE	22170
2.5L L4 150 CID	1992-1993	Base, S	22148	4.2L V8 4200cc	1993-1994	County LWB; For 7 Blade Fan, To Engine 38D27237B	22063
2.5L L4 150 CID	1994	S	22148	4.2L V8 4200cc	1993-1994	County LWB; For 11 Blade Fan	22063
2.5L L4 150 CID	1995	Rio Grande	22148	4.2L V8 4200cc	1993-1994	County LWB; For 7 Blade Fan, From Engine 40D09582B	22151
2.5L L4 150 CID	1997-2002	SE	22148	4.2L V8 4200cc	1995	25th Anniversary Edition, County LWB; For 7 Blade Fan, To Engine 38D27237B	22063
3.8L V6 3778cc 231 CID	2007-2009	Rubicon, Sahara, Unlimited Rubicon, Unlimited Sahara, Unlimited X, X	22626	4.2L V8 4200cc	1995	25th Anniversary Edition, County LWB; For 11 Blade Fan	22063
3.8L V6 3778cc 231 CID	2010	Rubicon, Sahara, Sport, Unlimited Rubicon, Unlimited Sahara, Unlimited Sport, Unlimited X, X	22626	4.2L V8 4200cc	1995	25th Anniversary Edition, County LWB; For 7 Blade Fan, From Engine 40D09582B	22151
3.8L V6 3778cc 231 CID	2011	70th Anniversary, Rubicon, Sahara, Sport, Unlimited 70th Anniversary, Unlimited Rubicon, Unlimited Sahara, Unlimited Sport	22626	4.4L V8 4398cc	2003-2005	HSE	22399
4.0L L6 242 CID	1991-1992	Base, Islander, Renegade, Sahara	22149	4.6L V8 4554cc 278 CID	1996	HSE	22170
4.0L L6 242 CID	1993	Base, Renegade, Sahara	22149	4.6L V8 4554cc 278 CID	1997	HSE, Kensington, Vitesse	22170
4.0L L6 242 CID	1994	Renegade, Sahara, SE	22149	4.6L V8 4554cc 278 CID	1998	HSE	22170
4.0L L6 242 CID	1995	Sahara, SE	22149	4.6L V8 4554cc 278 CID	1999	Callaway, HSE	22170
4.0L L6 242 CID	1997-1999	Sahara, Sport	22149	4.6L V8 4554cc 278 CID	2000	HSE, HSK, Vitesse	22170
4.0L L6 242 CID	2000-2001	Sahara, Sport	22160	4.6L V8 4554cc 278 CID	2001	HSE, SE	22170
4.0L L6 242 CID	2002	Sahara, Sport, X	22160	4.6L V8 4554cc 278 CID	2002	HSE	22170
4.0L L6 242 CID	2003	Rubicon, Sahara, Sport, X	22160	LEXUS			
4.0L L6 242 CID	2004	Rubicon, Sahara, Sport, Unlimited, X	22160	GS300			
4.0L L6 242 CID	2005	Rubicon, Sport, Unlimited, Unlimited Rubicon, X	22160	3.0L L6 2997cc	1993-1997	Base	22402
4.0L L6 242 CID	2006	65th Anniversary Edition, Rubicon, SE, Sport, Unlimited, Unlimited Rubicon, X	22160	GX460			
4.2L L6 258 CID	1987	Base, Laredo, Sport; V-Belt Drive	22048	4.6L V8 4608cc	2010-2013	Base, Premium	22408
4.2L L6 258 CID	1987	Base, Laredo, Sport; Serpentine Belt Drive	22148	4.6L V8 4608cc	2014-2017	Base, Luxury, Premium	22408
4.2L L6 258 CID	1988	Base, Islander, Laredo, S, Sahara, Sport; V-Belt Drive	22048	GX470			
4.2L L6 258 CID	1988	Base, Islander, Laredo, S, Sahara, Sport; Serpentine Belt Drive	22148	4.7L V8 4663cc 285 CID	2003-2004	Base	22184
4.2L L6 258 CID	1989-1990	Base, Islander, Laredo, Sahara; V-Belt Drive	22048	4.7L V8 4663cc 285 CID	2005	Base; To 11/04	22184
4.2L L6 258 CID	1989-1990	Base, Islander, Laredo, Sahara; Serpentine Belt Drive	22148	4.7L V8 4663cc 285 CID	2005	Base; From 11/04	22185
KIA				4.7L V8 4663cc 285 CID	2006-2009	Base	22185
SPORTAGE				LS400			
2.0L L4 1998cc 122 CID	1995-2000	Base, EX	22373	4.0L V8 3969cc	1990-2000	Base	22178
2.0L L4 1998cc 122 CID	2001	Base, EX, Limited; From 06/21/2001	22373	LX450			
2.0L L4 1998cc 122 CID	2001	Base, EX, Limited; To 06/21/2001	22373	4.5L L6 4477cc	1996-1997	Base	22074
2.0L L4 1998cc 122 CID	2002	Base	22373	LX470			
LAND ROVER				4.7L V8 4663cc 285 CID	1998-2004	Base	22183
DEFENDER 90				4.7L V8 4663cc 285 CID	2005	Base; To 05/2005	22183
3.9L V8 3950cc	1994-1995	Base	22305	4.7L V8 4663cc 285 CID	2005	Base; From 05/05	22185
4.0L V8 3950cc	1997	Base, LE	22151	4.7L V8 4663cc 285 CID	2006-2007	Base	22185
DEFENDER 110				LX570			
3.9L V8 3950cc	1993	Base	22305	5.7L V8 5663cc 345 CID	2008-2011	Base	22408
DISCOVERY				5.7L V8 5663cc 345 CID	2013-2017	Base	22408
3.9L V8 3950cc	1994-1995	Base	22151	SC300			
4.0L V8 3950cc	1996	SD, SE, SE7	22151	3.0L L6 2997cc	1992-2000	Base	22402
4.0L V8 3950cc	1997	LSE, SD, SE, SE7, XD	22151	LINCOLN			
4.0L V8 3950cc	1998	50th Anniversary Edition, LE, LSE	22151	AVIATOR			
4.0L V8 3950cc	1999	SD	22151	4.6L V8 281 CID	2003-2005	Base	22139
4.0L V8 3950cc	1999-2000	Series II	22170	BLACKWOOD			
4.0L V8 3950cc	2001	Series II LE, Series II SD, Series II SE	22170	5.4L V8 330 CID	2002	Base	22168
4.0L V8 3950cc	2002	Series II SD, Series II SE	22170	CONTINENTAL			
4.6L V8 4554cc 278 CID	2003-2004		22300	3.8L V6 232 CID	1982	Base, Givenchy, Signature	22126

FAN CLUTCHES

Engine	Years	Application Description	USMW	Engine	Years	Application Description	USMW
LINCOLN (cont'd.)				MAZDA			
CONTINENTAL (cont'd.)				929			
5.0L V8 302 CID	1980	non-thermal	21011	3.0L V6 2954cc 180 CID	1988-1989	Base	22396
5.0L V8 302 CID	1982	non-thermal	21016	3.0L V6 2954cc 180 CID	1990-1991	Base, S	22396
5.0L V8 302 CID	1983-1984	non-thermal	21011	3.0L V6 2954cc 180 CID	1992-1995	Base	22496
5.0L V8 302 CID	1983-1984	Base, Givenchy, Valentino	22011	B2000			
5.0L V8 302 CID	1985	Base, Givenchy, Valentino	22126	2.0L L4 1970cc	1982-1983	Sundowner Base, Sundowner DLX, Sundowner Sport	22096
5.0L V8 302 CID	1986-1987	Base, Givenchy	22126	2.0L L4 1970cc	1984	Sundowner Base, Sundowner SE-5, Sundowner Sport	22096
5.8L V8 351 CID	1980	non-thermal	21011	2.0L L4 1998cc 122 CID	1986-1987	Base, LX, SE-5	22096
5.8L V8 351 CID	1980	Base	22011	B2200			
6.6L V8 400 CID	1977-1979	non-thermal	21011	2.2L L4 2184cc	1987-1989	Base, LX, SE-5; Standard Trans	22096
6.6L V8 400 CID	1977-1979	Thermal	22011	2.2L L4 2184cc	1987-1989	Base, LX, SE-5; Automatic Trans	22296
7.0L V8 429 CID	1968	non-thermal	21016	2.2L L4 2184cc	1990-1993	Base, LE-5, SE-5; Standard Trans	22096
7.0L V8 7030cc 429 CID	1968	non-thermal	21016	2.2L L4 2184cc	1990-1993	Base, LE-5, SE-5; Automatic Trans	22296
7.5L V8 460 CID	1975-1978	non-thermal	21011	B2300			
7.5L V8 460 CID	1975-1978	Thermal	22011	2.3L L4 140 CID	1994-1997	Base, SE	22010
7.5L V8 7539cc 460 CID	1968-1974	non-thermal	21011	2.3L L4 140 CID	2001	SE, SX	22135
7.5L V8 7539cc 460 CID	1968-1974	Thermal	22011	2.3L L4 140 CID	2002	Base	22135
MARK III				2.3L L4 140 CID	2003	Base, SE	22135
7.5L V8 7539cc 460 CID	1968-1971	non-thermal	21011	2.3L L4 140 CID	2004	SE	22135
7.5L V8 7539cc 460 CID	1968-1971	Thermal	22011	2.3L L4 140 CID	2005-2009	Base	22135
MARK IV				B2500			
7.5L V8 460 CID	1975-1976	non-thermal	21011	2.5L L4 2492cc	1998	SE, SX; Exc.Air Cond	22010
7.5L V8 460 CID	1975-1976	Thermal	22011	2.5L L4 2492cc	1998	SE, SX; For A/C Belt	22015
7.5L V8 7539cc 460 CID	1972-1974	non-thermal	21011	2.5L L4 2492cc	1999	SE, SX, Troy Lee; Exc.Air Cond	22010
7.5L V8 7539cc 460 CID	1972-1974	Thermal	22011	2.5L L4 2492cc	1999	SE, SX, Troy Lee; For A/C Belt	22015
MARK LT				2.5L L4 2492cc	2000-2001	SE, SX; Exc.Air Cond	22010
5.4L V8 330 CID	2006	Base	22168	2.5L L4 2492cc	2000-2001	SE, SX; For A/C Belt	22015
5.4L V8 330 CID	2007-2008	Base	22338	B2600			
MARK V				2.6L L4 2555cc	1987-1988	Base, LX, SE-5	22092
6.6L V8 400 CID	1977-1979	non-thermal	21011	2.6L L4 2606cc	1989	Base, LX, SE-5	22090
6.6L V8 400 CID	1977-1979	Thermal	22011	2.6L L4 2606cc	1990-1993	Base, LE-5, SE-5	22090
7.5L V8 460 CID	1977-1978	non-thermal	21011	B3000			
7.5L V8 460 CID	1977-1978	Thermal	22011	3.0L V6 2986cc 182 CID	1994	A/C	22064
MARK VI				3.0L V6 2986cc 182 CID	1994	Exc.A/C	22064
5.0L V8 302 CID	1980-1981	Base	22011	3.0L V6 2986cc 182 CID	1995-1996	Base, SE	22078
5.0L V8 302 CID	1980-1983	non-thermal	21011	3.0L V6 2986cc 182 CID	1998	SE, SX	22078
5.0L V8 302 CID	1982	Base, Bill Blass, Givenchy, Pucci, Signature	22011	3.0L V6 2986cc 182 CID	1999	SE, Troy Lee	22078
5.0L V8 302 CID	1983	Base, Bill Blass, Pucci, Signature	22011	3.0L V6 2986cc 182 CID	2000	SE, SX, Troy Lee	22078
5.8L V8 351 CID	1980	non-thermal	21011	3.0L V6 2986cc 182 CID	2001	DS, SE	22078
5.8L V8 351 CID	1980	Base	22011	3.0L V6 2986cc 182 CID	2002	Base, DS	22078
MARK VII				3.0L V6 2986cc 182 CID	2003-2004	DS, SE	22078
5.0L V8 302 CID	1984	non-thermal	21011	3.0L V6 2986cc 182 CID	2005-2007	Base, DS	22078
5.0L V8 302 CID	1984	Base, Bill Blass, LSC, Versace	22011	B4000			
5.0L V8 302 CID	1985	Base, Bill Blass, LSC, Versace	22126	4.0L V6 4016cc	1994-1996	LE, SE; Super Cooling	22166
5.0L V8 302 CID	1986-1987	Base, Bill Blass, LSC	22126	4.0L V6 4016cc	1994-1996	LE, SE; Exc.Super Cooling	22167
5.0L V8 302 CID	1988-1992	Bill Blass, LSC	22126	4.0L V6 4016cc	1997	Base, SE; Super Cooling	22166
NAVIGATOR				4.0L V6 4016cc	1997	Base, SE; Exc.Super Cooling	22167
5.4L V8 330 CID	1998-2005	Base	22168	4.0L V6 4016cc	1998-1999	SE	22166
5.4L V8 330 CID	2006	Luxury, Ultimate	22168	4.0L V6 4016cc	2000	SE, Troy Lee	22166
5.4L V8 330 CID	2007	L Luxury, L Ultimate, Luxury, Ultimate	22338	4.0L V6 4016cc	2001	DS, SE	22166
5.4L V8 330 CID	2008	Base, L	22338	4.0L V6 4016cc	2002	Base, DS	22166
5.4L V8 330 CID	2009	Base, L	22334	4.0L V6 4016cc	2003-2004	Base, DS, SE	22166
TOWN CAR				4.0L V6 4016cc	2005-2008	Base, SE	22166
4.6L V8 281 CID	1991-1992	Base, Cartier, Cypress, Executive, Signature, Touring Edition	22165	4.0L V6 4016cc	2009	Base	22166
4.6L V8 281 CID	1993	Base, Cartier, Cypress, Executive, Jack Nicklaus, Signature, Touring Edition	22169	MPV			
4.6L V8 281 CID	1994	Base, Cartier, Cypress, Executive, Signature, Touring Edition, Tournament Edition	22169	2.6L L4 2606cc	1989-1992	Cargo, Passenger	22090
4.6L V8 281 CID	1995	Base, Cartier, Cypress, Executive, Signature, Touring Edition	22169	2.6L L4 2606cc	1993-1994	Passenger	22090
4.6L V8 281 CID	1996	Anniversary, Base, Cartier, Executive, Signature	22169	3.0L V6 2954cc 180 CID	1989-1990	Passenger	22098
4.6L V8 281 CID	1997	Base, Cartier, Executive, Signature, Touring Edition	22169	3.0L V6 2954cc 180 CID	1991	Cargo, Passenger; Automatic transmission, AWD, Exc.Towing Package, From 09/01/1990	22098
4.6L V8 281 CID	1998-2000	Base, Cartier, Executive, Signature	22169	3.0L V6 2954cc 180 CID	1991	Cargo; Exc.Towing Package, To 05/01/1991	22098
4.6L V8 281 CID	2001-2002	Base, Cartier, Cartier L, Executive, Executive L, Signature	22169	3.0L V6 2954cc 180 CID	1991	Cargo; Towing Package	22098
4.6L V8 281 CID	2003	Base, Cartier, Cartier L, Executive, Executive L, Executive Protection Series, Signature	22169	3.0L V6 2954cc 180 CID	1991	Passenger; Automatic Trans; Exc.Towing Package, To 05/01/1991	22098
5.0L V8 302 CID	1981	Base	22011	3.0L V6 2954cc 180 CID	1991	Passenger; Automatic Trans; Towing Package	22098
5.0L V8 302 CID	1981-1986	non-thermal	21011	3.0L V6 2954cc 180 CID	1991	Passenger; Standard Trans; To 05/01/1991	22098
5.0L V8 302 CID	1982-1986	Base, Cartier, Signature	22011	3.0L V6 2954cc 180 CID	1991	Cargo, Passenger; Automatic transmission, Exc.Towing Package, From 05/01/91, RWD	22496
5.0L V8 302 CID	1990	Base, Cypress, Signature	22011	3.0L V6 2954cc 180 CID	1991	Cargo, Passenger; From 05/01/91, Manual Transmission	22496
VERSAILLES				3.0L V6 2954cc 180 CID	1992-1994	Passenger	22496
5.0L V8 302 CID	1977-1979	Thermal	22011	3.0L V6 2954cc 180 CID	1995	L, LX, LXE	22496
5.0L V8 302 CID	1977-1980	non-thermal	21011	3.0L V6 2954cc 180 CID	1996	DX, ES, LX	22496
5.0L V8 302 CID	1980	Base	22011	3.0L V6 2954cc 180 CID	1997-1998	ES, LX	22496
5.8L V8 351 CID	1977	non-thermal	21011	NAVAJO			
5.8L V8 351 CID	1977	Thermal	22011	4.0L V6 4016cc	1991	LX	22167
				4.0L V6 4016cc	1992	DX, LX	22167

Engine	Years	Application Description	USMW
MAZDA (cont'd.)			
NAVAJO (cont'd.)			
4.0L V6 4016cc	1993-1994	DX, LX	22166
MERCEDES-BENZ			
190D			
2.5L L5 2497cc	1986-1989	2.5	22306
2.5L L5 2497cc	1987	2.5 Turbo	22301
190E			
2.6L L6 2599cc	1987-1993	2.6	22320
260E			
2.6L L6 2599cc	1987-1989	Base	22307
280CE			
2.8L L6 2746cc	1980	Base	22319
2.8L L6 2778cc	1981	Base	22319
280E			
2.8L L6 2746cc	1980	Base	22319
2.8L L6 2778cc	1981	Base	22319
280SE			
2.8L L6 2746cc	1980	Base	22319
300			
3.0L L6 183 CID	1960-1962		22307
3.0L L6 2996cc 183 CID	1960-1962		22307
300CD			
3.0L L5 2998cc	1983-1985	Base	22319
3.0L L5 3005cc	1978-1979		22307
3.0L L5 3005cc	1980-1982	Base	22319
300CE			
3.0L L6 2962cc	1988-1992	Base	22307
3.2L L6 3199cc	1993	Base	22307
300D			
2.5L L5 2497cc	1990-1993	2.5	22301
3.0L L5 2998cc	1983-1985	Base	22319
3.0L L5 3005cc	1975-1979		22307
3.0L L5 3005cc	1980-1982	Base	22319
3.0L L6 2998cc	1987	Base	22301
300E			
2.6L L6 2599cc	1990-1992	2.6	22307
2.8L L6 2799cc	1993	2.8	22307
3.0L L6 2962cc	1986-1989	Base	22307
3.0L L6 2962cc	1990-1992	4Matic, Base	22307
3.0L L6 2962cc	1993	4Matic	22307
3.2L L6 3199cc	1993	Base	22307
300SC			
3.0L L6 183 CID	1957		22322
300SD			
3.0L L5 2998cc	1983-1985	Base	22319
3.0L L5 3005cc	1978-1979		22307
3.0L L5 3005cc	1980-1982	Base	22319
3.4L L6 3449cc	1992-1993	Base	22301
300SDL			
3.0L L6 2998cc	1986-1987	Base	22301
300SE			
3.0L L6 2962cc	1988-1991	Base	22307
3.2L L6 3199cc	1992-1993	Base	22322
300SEL			
3.0L L6 2962cc	1988-1991	Base	22307
300SL			
3.0L L6 2962cc	1990-1993	Base	22322
3.0L L6 2996cc 183 CID	1954-1959		22307
300TD			
3.0L L5 2998cc	1983-1985	Base	22319
3.0L L5 3005cc	1979		22307
3.0L L5 3005cc	1981-1982	Base	22319
3.0L L6 2998cc	1987	Base	22301
300TE			
3.0L L6 2962cc	1988-1989	Base	22307
3.0L L6 2962cc	1990-1992	4Matic, Base	22307
3.0L L6 2962cc	1993	4Matic	22307
3.2L L6 3199cc	1993	Base	22307
350SD			
3.4L L6 3449cc	1991	Base	22301
350SDL			
3.4L L6 3449cc	1990-1991	Base	22301

Engine	Years	Application Description	USMW
MERCEDES-BENZ (cont'd.)			
380SE			
3.8L V8 3839cc	1984-1985	Base	22336
380SEC			
3.8L V8 3839cc	1982-1983	Base	22336
380SEL			
3.8L V8 3839cc	1981-1983	Base	22336
380SL			
3.8L V8 3839cc	1981-1985	Base	22336
380SLC			
3.8L V8 3839cc	1981	Base	22336
400E			
4.2L V8 4196cc	1992-1993		22323
400SE			
4.2L V8 4196cc	1992	Base	22335
400SEL			
4.2L V8 4196cc	1993	Base	22335
420SEL			
4.2L V8 4196cc	1986-1991	Base	22336
500E			
5.0L V8 4973cc	1992-1993		22323
500SEC			
5.0L V8 4973cc	1984-1985	Base	22336
5.0L V8 4973cc	1993	Base	22335
500SEL			
5.0L V8 4973cc	1984-1985	Base	22336
5.0L V8 4973cc	1992-1993	Base	22335
500SL			
5.0L V8 4973cc	1990-1993	Base	22335
560SEC			
5.6L V8 5547cc	1986-1991	Base	22336
560SEL			
5.6L V8 5547cc	1986-1991	Base	22336
560SL			
5.6L V8 5547cc	1986-1989	Base	22336
600SEC			
6.0L V12 5987cc	1993	Base	22313
600SEL			
6.0L V12 5987cc	1992-1993	Base	22313
600SL			
6.0L V12 5987cc	1993	Base	22313
C36 AMG			
3.6L L6 3606cc	1995-1997	Base	22307
C43 AMG			
4.3L V8 4266cc	1998-2000	Base	22324
C220			
2.2L L4 2199cc	1994-1996	Base	22308
C230			
2.3L L4 2295cc	1997-1998	Base	22308
2.3L L4 2295cc	1999-2000	Kompressor	22308
C280			
2.8L L6 2799cc	1994-1997	Base	22307
2.8L V6 2799cc	1998-2000	Base	22324
CL500			
5.0L V8 4973cc	1998-1999	Base	22335
CL600			
6.0L V12 5987cc	1998-1999	Base	22313
6.0L V12 5987cc 365 CID	1997		22323
CLK55 AMG			
5.5L V8 5439cc 335 CID	2001-2002	Base	22324
CLK430			
4.3L V8 4266cc	1999-2003	Base	22324
E55 AMG			
5.5L V8 5439cc 335 CID	1999-2002	Base	22321
E300			
3.0L L6 2996cc	1995-1997	Base	22306
3.0L L6 2996cc	1998-1999	Base	22327
E320			
3.2L L6 3199cc	1994-1995	Base	22307

FAN CLUTCHES



FAN CLUTCH APPLICATION GUIDE



Engine	Years	Application Description	USMW
MERCEDES-BENZ (cont'd.)			
E320 (cont'd.)			
3.2L L6 3199cc	1996-1997	Base	22322
3.2L V6 3199cc	1998-2003	4Matic, Base	22324
E420			
4.2L V8 4196cc	1994-1995	Base	22323
4.2L V8 4196cc	1997	Base	22321
E430			
4.3L V8 4266cc	1998-1999	Base	22321
4.3L V8 4266cc	2000-2002	4Matic, Base	22321
E500			
5.0L V8 4973cc	1994	Base	22323
ML55 AMG			
5.5L V8 5439cc 335 CID	2000-2003	Base	22321
ML320			
3.2L V6 3199cc	1998-2003	Base	22325
ML350			
3.7L V6 3699cc	2003-2005	Base	22325
ML430			
4.3L V8 4266cc	1999-2001	Base	22321
S320			
3.2L L6 3199cc	1994-1999	LWB, SWB	22322
S350			
3.4L L6 3449cc	1994-1995	Base	22301
S420			
4.2L V8 4196cc	1994-1999	Base	22335
S500			
5.0L V8 4973cc	1994-1999	Base	22335
S600			
6.0L V12 5987cc	1994-1999	Base	22313
SL320			
3.2L L6 3199cc	1994-1997	Base	22322
SL500			
5.0L V8 4973cc	1994-1998	Base	22335
5.0L V8 4973cc	1999-2002	Base	22321
SL600			
6.0L V12 5987cc	1994-2002	Base	22313
SPRINTER 2500			
2.1L L4 2143cc 131 CID	2014-2017	Base; Incl.Blade	22328M
3.0L V6 2987cc	2010-2017	Base; Incl.Engine Cooling Fan Clutch Blade	22346
SPRINTER 3500			
2.1L L4 2143cc 131 CID	2014-2017	Base; Incl.Blade	22328M
3.0L V6 2987cc	2010-2017	Base; Incl.Engine Cooling Fan Clutch Blade	22346
MERCURY			
CAPRI			
3.3L L6 200 CID	1979	Thermal	22011
3.3L L6 200 CID	1979-1982	non-thermal	21011
3.3L L6 200 CID	1980	Base, Ghia; For A/C Belt	22012
3.3L L6 200 CID	1981	Base, GS; For A/C Belt	22012
3.3L L6 200 CID	1982	Base, Black Magic, GS, L; For A/C Belt	22012
3.3L L6 3277cc 200 CID	1966-1967	non-thermal	21011
3.3L L6 3277cc 200 CID	1966-1967	Thermal	22011
3.8L V6 232 CID	1984	GS; Exc.Air Cond	22126
3.8L V6 232 CID	1984	GS; For A/C Belt	22126
3.8L V6 232 CID	1985	GS; Exc.Air Cond, From 04/1985	22126
3.8L V6 232 CID	1985	GS; Exc.Air Cond, To 04/1985	22126
3.8L V6 232 CID	1985	GS; For A/C Belt, To 04/1985	22126
3.8L V6 232 CID	1985	GS; For A/C Belt, From 04/1985	22146
3.8L V6 232 CID	1986	GS; Exc.Air Cond	22126
3.8L V6 232 CID	1986	GS; For A/C Belt	22146
4.2L V8 255 CID	1980-1982	non-thermal	21011
4.2L V8 255 CID	1981	Base, GS; Exc.Air Cond	22126
4.2L V8 255 CID	1981	Base, GS; For A/C Belt	22126
4.2L V8 255 CID	1982	Base, Black Magic, GS, L, RS	22126
4.7L V8 4727cc 289 CID	1966-1967	non-thermal	21011
4.7L V8 4727cc 289 CID	1966-1967	Thermal	22011
5.0L V8 302 CID	1979	non-thermal	21011
5.0L V8 302 CID	1979	Thermal	22011
5.0L V8 302 CID	1982-1984	RS; Exc.Air Cond	22126
5.0L V8 302 CID	1982-1984	RS; For A/C Belt	22126
5.0L V8 302 CID	1982-1986	non-thermal	21011
5.0L V8 302 CID	1986	5.0; Exc.Air Cond	22126
5.0L V8 302 CID	1986	5.0; For A/C Belt	22146
6.4L V8 6391cc 390 CID	1966-1967	non-thermal	21011
6.4L V8 6391cc 390 CID	1966-1967	Thermal	22011

Engine	Years	Application Description	USMW
MERCURY (cont'd.)			
CAPRI (cont'd.)			
7.0L V8 6997cc 427 CID	1966-1967	non-thermal	21011
7.0L V8 6997cc 427 CID	1966-1967	Thermal	22011
COLONY PARK			
5.8L V8 351 CID	1972-1973	Base; non-thermal	21016
5.8L V8 5752cc 351 CID	1970-1974	Base; non-thermal	21016
5.8L V8 5753cc 351 CID	1971-1973	Base; non-thermal	21016
6.4L V8 390 CID	1968-1970	Base; non-thermal	21016
6.4L V8 6391cc 390 CID	1964-1970	Base; non-thermal	21016
6.6L V8 400 CID	1971-1974	Base; non-thermal	21016
6.6L V8 6555cc 400 CID	1971-1974	Base; non-thermal	21016
6.6L V8 6556cc 400 CID	1971-1974	Base; non-thermal	21016
6.7L V8 6720cc 410 CID	1967	Base; non-thermal	21016
7.0L V8 428 CID	1968	Base; non-thermal	21016
7.0L V8 429 CID	1969-1973	Base; non-thermal	21016
7.0L V8 6997cc 427 CID	1967	Base; non-thermal	21016
7.0L V8 7014cc 428 CID	1967-1970	Base; non-thermal	21016
7.0L V8 7030cc 429 CID	1969-1973	Base; non-thermal	21016
7.5L V8 460 CID	1972-1974		22038
7.5L V8 7539cc 460 CID	1972-1974		22038
COMET			
3.3L L6 200 CID	1965	non-thermal	21011
3.3L L6 200 CID	1965	Thermal	22011
3.3L L6 200 CID	1975-1977	non-thermal	21011
3.3L L6 200 CID	1975-1977	Thermal	22011
3.3L L6 3277cc 200 CID	1963-1974	non-thermal	21011
3.3L L6 3277cc 200 CID	1963-1974	Thermal	22011
3.3L L6 3278cc 200 CID	1968	non-thermal	21011
3.3L L6 3278cc 200 CID	1968	Thermal	22011
3.3L L6 3278cc 200 CID	1971-1974	non-thermal	21011
3.3L L6 3278cc 200 CID	1971-1974	Thermal	22011
4.1L L6 250 CID	1975-1977	non-thermal	21011
4.1L L6 250 CID	1975-1977	Thermal	22011
4.1L L6 4097cc 250 CID	1969-1974	non-thermal	21011
4.1L L6 4097cc 250 CID	1969-1974	Thermal	22011
4.1L L6 4098cc 250 CID	1969	non-thermal	21011
4.1L L6 4098cc 250 CID	1969	Thermal	22011
4.1L L6 4098cc 250 CID	1971-1974	non-thermal	21011
4.1L L6 4098cc 250 CID	1971-1974	Thermal	22011
4.7L V8 4727cc 289 CID	1964-1968	non-thermal	21011
4.7L V8 4727cc 289 CID	1964-1968	Thermal	22011
5.0L V8 302 CID	1968-1977	non-thermal	21011
5.0L V8 302 CID	1968-1977	Thermal	22011
5.8L V8 5752cc 351 CID	1969-1970	non-thermal	21011
5.8L V8 5752cc 351 CID	1969-1970	Thermal	22011
5.8L V8 5753cc 351 CID	1969	non-thermal	21011
5.8L V8 5753cc 351 CID	1969	Thermal	22011
6.4L V8 6391cc 390 CID	1966-1970	non-thermal	21011
6.4L V8 6391cc 390 CID	1966-1970	Thermal	22011
7.0L V8 6997cc 427 CID	1964-1969	non-thermal	21011
7.0L V8 6997cc 427 CID	1964-1969	Thermal	22011
7.0L V8 7014cc 428 CID	1968-1969	non-thermal	21011
7.0L V8 7014cc 428 CID	1968-1969	Thermal	22011
7.0L V8 7030cc 429 CID	1970	non-thermal	21011
7.0L V8 7030cc 429 CID	1970	Thermal	22011
COMMUTER			
6.4L V8 390 CID	1968	non-thermal	21016
6.4L V8 6391cc 390 CID	1968	non-thermal	21016
COUGAR			
3.3L L6 200 CID	1980	XR-7; Exc.Air Cond	22012
3.3L L6 200 CID	1980	XR-7; For A/C Belt	22012
3.3L L6 200 CID	1980	A/C	22038
3.3L L6 200 CID	1980	Exc.A/C	22038
3.3L L6 200 CID	1980-1982	non-thermal	21011
3.3L L6 200 CID	1981	Base, XR-7; Exc.Air Cond	22012
3.3L L6 200 CID	1981	Base, XR-7; For A/C Belt	22012
3.3L L6 200 CID	1981	Base, XR-7; A/C	22038
3.3L L6 200 CID	1982	Base, GS, LS, XR-7; Exc.Air Cond	22012
3.3L L6 200 CID	1982	Base, GS, LS, XR-7; For A/C Belt	22012
3.3L L6 200 CID	1982	LS, XR-7; A/C	22038
3.8L V6 232 CID	1982	Base, GS, LS, XR-7; Exc.Air Cond	22126
3.8L V6 232 CID	1982	Base, GS, LS, XR-7; For A/C Belt	22126
3.8L V6 232 CID	1983-1984	Base, LS	22126
3.8L V6 232 CID	1985	Base, LS; Exc.Air Cond	22126
3.8L V6 232 CID	1985	Base, LS; For A/C Belt	22126
3.8L V6 232 CID	1986	Base, LS	22126
3.8L V6 232 CID	1988-1992	LS	22126
3.8L V6 232 CID	1993	XR-7	22126
4.2L V8 255 CID	1980	non-thermal	21011
4.2L V8 255 CID	1980	XR-7	22011
4.7L V8 4727cc 289 CID	1967-1968	non-thermal	21011
4.7L V8 4727cc 289 CID	1967-1968	Thermal	22011
5.0L V8 302 CID	1968-1971	non-thermal	21011
5.0L V8 302 CID	1968-1971	Thermal	22011
5.0L V8 302 CID	1977-1979	Thermal	22011

Engine	Years	Application Description	USMW	Engine	Years	Application Description	USMW
MERCURY (cont'd.)				MERCURY (cont'd.)			
COUGAR (cont'd.)				MARAUDER (cont'd.)			
5.0L V8 302 CID	1977-1981	non-thermal	21011	7.0L V8 7030cc 429 CID	1969-1970	non-thermal	21011
5.0L V8 302 CID	1983	A/C, non-thermal	21011	7.0L V8 7030cc 429 CID	1969-1970	Thermal	22011
5.0L V8 302 CID	1983	Exc.A/C, non-thermal	21011	MARQUIS			
5.0L V8 302 CID	1983-1985	Base, LS; For A/C Belt	22011	3.8L V6 232 CID	1983-1986	Base, Brougham	22126
5.0L V8 302 CID	1983-1985	Base, LS; Exc.Air Cond	22070	5.0L V8 302 CID	1979	non-thermal	21011
5.0L V8 302 CID	1983-1988	non-thermal	21011	5.0L V8 302 CID	1979	Thermal	22011
5.0L V8 302 CID	1984-1985	LS; A/C, non-thermal	21011	5.8L V8 351 CID	1978-1979	non-thermal	21011
5.0L V8 302 CID	1984-1985	LS; Exc.A/C, non-thermal	21011	5.8L V8 351 CID	1978-1979	Thermal	22011
5.0L V8 302 CID	1986	Base, LS	22126	5.8L V8 5752cc 351 CID	1970-1974	non-thermal	21011
5.0L V8 302 CID	1987-1988	LS, XR-7	22126	5.8L V8 5752cc 351 CID	1970-1974	Thermal	22011
5.0L V8 302 CID	1991	non-thermal	21011	5.8L V8 5753cc 351 CID	1971-1973	non-thermal	21011
5.0L V8 302 CID	1991-1992	LS, XR-7	22163	5.8L V8 5753cc 351 CID	1971-1973	Thermal	22011
5.0L V8 302 CID	1993	XR-7	22163	6.4L V8 6391cc 390 CID	1967-1970	non-thermal	21011
5.8L V8 351 CID	1975-1979	non-thermal	21011	6.4L V8 6391cc 390 CID	1967-1970	Thermal	22011
5.8L V8 351 CID	1975-1979	Thermal	21011	6.6L V8 400 CID	1975-1978	non-thermal	21011
5.8L V8 5752cc 351 CID	1969-1974	non-thermal	21011	6.6L V8 400 CID	1975-1978	Thermal	22011
5.8L V8 5752cc 351 CID	1969-1974	Thermal	22011	6.6L V8 6555cc 400 CID	1971-1974	non-thermal	21011
5.8L V8 5753cc 351 CID	1969-1974	non-thermal	21011	6.6L V8 6555cc 400 CID	1971-1974	Thermal	22011
5.8L V8 5753cc 351 CID	1969-1974	Thermal	22011	6.6L V8 6556cc 400 CID	1971-1974	non-thermal	21011
6.4L V8 6391cc 390 CID	1967-1970	non-thermal	21011	6.6L V8 6556cc 400 CID	1971-1974	Thermal	22011
6.4L V8 6391cc 390 CID	1967-1970	Thermal	22011	6.7L V8 6720cc 410 CID	1967	non-thermal	21016
6.6L V8 400 CID	1975-1978	non-thermal	21011	7.0L V8 429 CID	1969	non-thermal	21011
6.6L V8 400 CID	1975-1978	Thermal	22011	7.0L V8 429 CID	1969	Thermal	22011
6.6L V8 6555cc 400 CID	1973-1974	non-thermal	21011	7.0L V8 6997cc 427 CID	1967	non-thermal	21011
6.6L V8 6555cc 400 CID	1973-1974	Thermal	22011	7.0L V8 6997cc 427 CID	1967	Thermal	22011
6.6L V8 6556cc 400 CID	1973-1974	non-thermal	21011	7.0L V8 7014cc 428 CID	1967-1970	non-thermal	21011
6.6L V8 6556cc 400 CID	1973-1974	Thermal	22011	7.0L V8 7014cc 428 CID	1967-1970	Thermal	22011
7.0L V8 6997cc 427 CID	1968	non-thermal	21011	7.0L V8 7030cc 429 CID	1969-1973	non-thermal	21011
7.0L V8 6997cc 427 CID	1968	Thermal	22011	7.0L V8 7030cc 429 CID	1969-1973	Thermal	22011
7.0L V8 7014cc 428 CID	1968-1970	non-thermal	21011	7.5L V8 460 CID	1972-1974	Base, Brougham	22038
7.0L V8 7014cc 428 CID	1968-1970	Thermal	22011	7.5L V8 460 CID	1975-1976	Base, Brougham, Colony Park	22038
7.0L V8 7030cc 429 CID	1969-1971	non-thermal	21011	7.5L V8 460 CID	1977-1978	Base, Brougham	22038
7.0L V8 7030cc 429 CID	1969-1971	Thermal	22011	7.5L V8 7539cc 460 CID	1972-1974	Base, Brougham	22038
7.5L V8 460 CID	1973-1976		22308	METEOR			
7.5L V8 7539cc 460 CID	1973-1974		22308	3.6L V8 3622cc 221 CID	1962-1963	non-thermal	21016
CYCLONE				6.4L V8 6391cc 390 CID	1961-1963	non-thermal	21016
3.3L L6 3277cc 200 CID	1964	non-thermal	21011	MONARCH			
3.3L L6 3277cc 200 CID	1964	Thermal	22011	3.3L L6 200 CID	1975-1977	non-thermal	21011
4.7L V8 4727cc 289 CID	1964-1968	non-thermal	21011	3.3L L6 200 CID	1975-1977	Thermal	22011
4.7L V8 4727cc 289 CID	1964-1968	Thermal	22011	4.1L L6 250 CID	1975-1979	Thermal	22011
5.0L V8 302 CID	1968-1971	non-thermal	21011	4.1L L6 250 CID	1975-1980	non-thermal	21011
5.0L V8 302 CID	1968-1971	Thermal	22011	4.2L V8 255 CID	1980	non-thermal	21011
5.8L V8 5752cc 351 CID	1969-1971	non-thermal	21011	4.2L V8 255 CID	1980	Base	22011
5.8L V8 5752cc 351 CID	1969-1971	Thermal	22011	5.0L V8 302 CID	1975-1979	Thermal	22011
5.8L V8 5753cc 351 CID	1969-1971	non-thermal	21011	5.0L V8 302 CID	1975-1980	non-thermal	21011
5.8L V8 5753cc 351 CID	1969-1971	Thermal	22011	5.0L V8 302 CID	1980	Base	22011
6.4L V8 6391cc 390 CID	1966-1970	non-thermal	21011	5.8L V8 351 CID	1975-1977	non-thermal	21011
6.4L V8 6391cc 390 CID	1966-1970	Thermal	22011	5.8L V8 351 CID	1975-1977	Thermal	22011
6.6L V8 6555cc 400 CID	1971	non-thermal	21011	MONTCLAIR			
6.6L V8 6555cc 400 CID	1971	Thermal	22011	6.4L V8 6391cc 390 CID	1964-1968	non-thermal	21011
7.0L V8 6997cc 427 CID	1964-1969	non-thermal	21011	6.4L V8 6391cc 390 CID	1964-1968	Thermal	22011
7.0L V8 6997cc 427 CID	1964-1969	Thermal	22011	6.7L V8 6720cc 410 CID	1966-1967	non-thermal	21016
7.0L V8 7014cc 428 CID	1968-1969	non-thermal	21011	7.0L V8 6997cc 427 CID	1964-1967	non-thermal	21011
7.0L V8 7014cc 428 CID	1968-1969	Thermal	22011	7.0L V8 6997cc 427 CID	1964-1967	Thermal	22011
7.0L V8 7030cc 429 CID	1969-1971	non-thermal	21011	7.0L V8 7014cc 428 CID	1966-1968	non-thermal	21011
7.0L V8 7030cc 429 CID	1969-1971	Thermal	22011	7.0L V8 7014cc 428 CID	1966-1968	Thermal	22011
GRAND MARQUIS				MONTEGO			
4.6L V8 281 CID	1993-2002	GS, LS	22169	3.3L L6 3277cc 200 CID	1968	non-thermal	21011
4.6L V8 281 CID	2003	GS, LS, LSE	22169	3.3L L6 3277cc 200 CID	1968	Thermal	22011
4.6L V8 281 CID	2004	GS, LS	22169	3.3L L6 3278cc 200 CID	1968	non-thermal	21011
4.6L V8 281 CID	2005	GS, GSL, Limited Edition, LS, Ultimate Edition	22169	3.3L L6 3278cc 200 CID	1968	Thermal	22011
4.6L V8 281 CID	2006	GS, LS	22169	4.1L L6 4097cc 250 CID	1969-1974	non-thermal	21011
5.0L V8 302 CID	1979	Base, Colony Park; non-thermal	21016	4.1L L6 4097cc 250 CID	1969-1974	Thermal	22011
5.0L V8 302 CID	1980	Base	22011	4.1L L6 4098cc 250 CID	1969-1974	non-thermal	21011
5.0L V8 302 CID	1983-1984	Base	22011	4.1L L6 4098cc 250 CID	1969-1974	Thermal	22011
5.0L V8 302 CID	1986	Colony Park; Police	22011	4.7L V8 4727cc 289 CID	1968	non-thermal	21011
5.0L V8 302 CID	1987-1989	GS	22011	4.7L V8 4727cc 289 CID	1968	Thermal	22011
5.0L V8 302 CID	1990	GS, LS	22011	5.0L V8 302 CID	1968-1974	non-thermal	21011
5.0L V8 302 CID	1991	LS	22011	5.0L V8 302 CID	1968-1974	Thermal	22011
5.8L V8 351 CID	1978	Base; non-thermal	21016	5.8L V8 351 CID	1975-1976	non-thermal	21011
5.8L V8 351 CID	1979	Base, Colony Park; non-thermal	21016	5.8L V8 351 CID	1975-1976	Thermal	22011
5.8L V8 351 CID	1986	Base	22011	5.8L V8 5752cc 351 CID	1969-1974	non-thermal	21011
6.6L V8 400 CID	1975-1978	Base; non-thermal	21016	5.8L V8 5752cc 351 CID	1969-1974	Thermal	22011
7.5L V8 460 CID	1975-1978		22038	5.8L V8 5753cc 351 CID	1969-1974	non-thermal	21011
MARAUDER				5.8L V8 5753cc 351 CID	1969-1974	Thermal	22011
4.6L V8 281 CID	2003-2004	Base	22169	6.4L V8 6391cc 390 CID	1968-1969	non-thermal	21011
6.4L V8 6391cc 390 CID	1963-1970	non-thermal	21011	6.4L V8 6391cc 390 CID	1968-1969	Thermal	22011
6.4L V8 6391cc 390 CID	1963-1970	Thermal	22011	6.6L V8 400 CID	1975-1976	non-thermal	21011
6.6L V8 6654cc 406 CID	1963	non-thermal	21011	6.6L V8 400 CID	1975-1976	Thermal	22011
6.6L V8 6654cc 406 CID	1963	Thermal	22011	6.6L V8 6555cc 400 CID	1972-1974	non-thermal	21011
7.0L V8 6997cc 427 CID	1963-1967	non-thermal	21011	6.6L V8 6555cc 400 CID	1972-1974	Thermal	22011
7.0L V8 6997cc 427 CID	1963-1967	Thermal	22011	6.6L V8 6556cc 400 CID	1972-1974	non-thermal	21011
7.0L V8 7014cc 428 CID	1966-1970	non-thermal	21011	6.6L V8 6556cc 400 CID	1972-1974	Thermal	22011
7.0L V8 7014cc 428 CID	1966-1970	Thermal	22011				

FAN CLUTCHES

Engine	Years	Application Description	USMW
MERCURY (cont'd.)			
MONTEGO (cont'd.)			
7.0L V8 6997cc 427 CID	1968-1969	non-thermal	21011
7.0L V8 6997cc 427 CID	1968-1969	Thermal	22011
7.0L V8 7014cc 428 CID	1968-1969	non-thermal	21011
7.0L V8 7014cc 428 CID	1968-1969	Thermal	22011
7.0L V8 7030cc 429 CID	1970-1973	non-thermal	21011
7.0L V8 7030cc 429 CID	1970-1973	Thermal	22011
7.5L V8 460 CID	1973-1976		22038
7.5L V8 7539cc 460 CID	1973-1974		22038
MONTEREY			
5.8L V8 5752cc 351 CID	1970-1974	non-thermal	21011
5.8L V8 5752cc 351 CID	1970-1974	Thermal	22011
5.8L V8 5753cc 351 CID	1971-1973	non-thermal	21011
5.8L V8 5753cc 351 CID	1971-1973	Thermal	22011
5.8L V8 5769cc 352 CID	1961-1962	non-thermal	21011
5.8L V8 5769cc 352 CID	1961-1962	Thermal	22011
6.4L V8 390 CID	1962-1963	non-thermal	21011
6.4L V8 390 CID	1962-1963	Thermal	22011
6.4L V8 6391cc 390 CID	1961-1970	non-thermal	21011
6.4L V8 6391cc 390 CID	1961-1970	Thermal	22011
6.6L V8 6555cc 400 CID	1971-1974	non-thermal	21011
6.6L V8 6555cc 400 CID	1971-1974	Thermal	22011
6.6L V8 6556cc 400 CID	1971-1974	non-thermal	21011
6.6L V8 6556cc 400 CID	1971-1974	Thermal	22011
6.6L V8 6654cc 406 CID	1962-1963	non-thermal	21011
6.6L V8 6654cc 406 CID	1962-1963	Thermal	22011
6.7L V8 6720cc 410 CID	1966-1967	non-thermal	21016
7.0L V8 6997cc 427 CID	1963-1967	non-thermal	21011
7.0L V8 6997cc 427 CID	1963-1967	Thermal	22011
7.0L V8 7014cc 428 CID	1966-1970	non-thermal	21011
7.0L V8 7014cc 428 CID	1966-1970	Thermal	22011
7.0L V8 7030cc 429 CID	1969-1973	non-thermal	21011
7.0L V8 7030cc 429 CID	1969-1973	Thermal	22011
7.5L V8 460 CID	1972-1974		22038
7.5L V8 7539cc 460 CID	1972-1974		22038
MOUNTAINEER			
4.0L V6 245 CID	1998-2001	Base	22166
4.0L V6 245 CID	2002-2003	Base	22139
4.0L V6 245 CID	2004-2005	Base, Premier	22139
4.0L V6 245 CID	2006	Convenience, Luxury	22337
4.0L V6 245 CID	2007-2010	Base, Premier	22337
4.6L V8 281 CID	2002-2003	Base	22139
4.6L V8 281 CID	2004-2005	Base, Premier	22139
4.6L V8 281 CID	2006	Luxury, Premier	22337
4.6L V8 281 CID	2007-2010	Premier	22337
5.0L V8 302 CID	1997-2001	Base	22615
PARK LANE			
6.4L V8 6391cc 390 CID	1964-1968	non-thermal	21011
6.4L V8 6391cc 390 CID	1964-1968	Thermal	22011
6.7L V8 6720cc 410 CID	1966-1967	non-thermal	21016
7.0L V8 6997cc 427 CID	1964-1967	non-thermal	21011
7.0L V8 6997cc 427 CID	1964-1967	Thermal	22011
7.0L V8 7014cc 428 CID	1966-1968	non-thermal	21011
7.0L V8 7014cc 428 CID	1966-1968	Thermal	22011
ZEPHYR			
3.3L L6 200 CID	1978-1979	non-thermal	21011
3.3L L6 200 CID	1978-1979	Thermal	22011
3.3L L6 200 CID	1982	Base; For A/C Belt, Heavy Duty Cooling	22011
3.3L L6 200 CID	1982	Base; Exc.Air Cond	22012
3.3L L6 200 CID	1982	Base; Exc.Heavy Duty Cooling, For A/C Belt	22012
3.3L L6 200 CID	1983	non-thermal	21011
3.3L L6 200 CID	1983	Base, GS, Z7, Z7 GS	22012
4.2L V8 255 CID	1981	Base, Z7; A/C, non-thermal	21011
4.2L V8 255 CID	1981	Base, Z7; Exc.A/C, non-thermal	21011
4.2L V8 255 CID	1981	non-thermal	21011
4.2L V8 255 CID	1981	Base, Z7; Exc.Air Cond	22011
4.2L V8 255 CID	1981	Base, Z7; For A/C Belt	22011
4.2L V8 255 CID	1982	Base	22011
5.0L V8 302 CID	1978-1979	non-thermal	21011
5.0L V8 302 CID	1978-1979	Thermal	22011
MERKUR			
SCORPIO			
2.9L V6 177 CID	1988-1989	Base	22067
MITSUBISHI			
MIGHTY MAX			
2.0L L4 1997cc 122 CID	1983-1984	Base, S	22086
2.0L L4 1997cc 122 CID	1985-1989	Base	22086
2.3L L4 2346cc 143 CID	1983	SP	22073
2.3L L4 2346cc 143 CID	1984-1985	SP, SPX	22073
2.4L L4 2351cc	1990-1992	1 Ton, Base	22086
2.4L L4 2351cc	1993-1996	Base	22086

Engine	Years	Application Description	USMW
MITSUBISHI (cont'd.)			
MIGHTY MAX (cont'd.)			
2.6L L4 2555cc 156 CID	1983-1985	SP, SPX	22092
2.6L L4 2555cc 156 CID	1986	Base, Sport, SPX	22092
2.6L L4 2555cc 156 CID	1987	1 Ton, Base, Sport, SPX	22092
2.6L L4 2555cc 156 CID	1988	1 Ton, Sport, SPX	22092
2.6L L4 2555cc 156 CID	1989	1 Ton, Base, Sport, SPX	22092
3.0L V6 2972cc 181 CID	1990-1994	Base	22073
MONTERO			
2.6L L4 2555cc 156 CID	1983	Base	22092
2.6L L4 2555cc 156 CID	1984	Base, Sport	22092
2.6L L4 2555cc 156 CID	1985-1986	Base	22092
2.6L L4 2555cc 156 CID	1987-1988	Base, Sport	22092
2.6L L4 2555cc 156 CID	1989	Base, SP	22092
3.0L V6 2972cc 181 CID	1989	Base, LS, SP, Sport	22073
3.0L V6 2972cc 181 CID	1990	Base, LS, RS, SP, Sport	22073
3.0L V6 2972cc 181 CID	1991	Base, LS, RS	22073
3.0L V6 2972cc 181 CID	1992-1993	Base, LS, RS, SR	22073
3.0L V6 2972cc 181 CID	1994-1996	LS	22073
3.5L V6 3497cc 215 CID	1994-1996	SR	22073
3.5L V6 3497cc 215 CID	1997	LS, SR	22073
3.5L V6 3497cc 215 CID	1998-2000	Base	22073
3.5L V6 3497cc 215 CID	2001-2002	Limited, XLS	22409
3.8L V6 3797cc 230 CID	2003-2004	Limited, XLS	22409
3.8L V6 3797cc 230 CID	2005	Limited	22409
3.8L V6 3828cc 230 CID	2006	Limited	22409
MONTERO SPORT			
2.4L L4 2351cc	1997-1999	ES	22019
3.0L V6 2972cc 181 CID	1997-1999	LS, XLS	22029
3.0L V6 2972cc 181 CID	2000-2001	ES, LS, XLS	22029
3.0L V6 2972cc 181 CID	2002-2003	ES, LS	22029
3.5L V6 3497cc 215 CID	1999-2000	Limited	22073
3.5L V6 3497cc 215 CID	2001	Limited, XS	22073
3.5L V6 3497cc 215 CID	2002	Limited, XLS; From 12/2001	22029
3.5L V6 3497cc 215 CID	2002	Limited, XLS; To 12/2001	22073
3.5L V6 3497cc 215 CID	2003	Limited, XLS	22029
3.5L V6 3497cc 215 CID	2004	LS, XLS	22029
RAIDER			
3.7L V6 226 CID	2006-2007	DuroCross, LS	22170
3.7L V6 226 CID	2008-2009	LS	22170
4.7L V8 287 CID	2006	DuroCross, XLS	22170
4.7L V8 287 CID	2007	LS, SE	22170
STARION			
2.6L L4 2555cc 156 CID	1983	Base, LS	22092
2.6L L4 2555cc 156 CID	1984	ES, LE, LS	22092
2.6L L4 2555cc 156 CID	1985	ES, LS	22092
2.6L L4 2555cc 156 CID	1986-1987	LE	22092
VAN			
2.4L L4 2351cc	1987-1990	Base, LS	22086
NISSAN			
200SX			
1.8L L4 1809cc	1984-1986	Turbo	22088
2.0L L4 1952cc	1977-1981	Includes water pump	22089
2.0L L4 1974cc	1984-1986	Base, XE; Fan clutch only	22088
2.0L L4 1974cc	1984-1988	Includes water pump	22089
2.0L L4 1974cc	1987-1988	XE; Fan clutch only	22088
2.2L L4 2187cc	1982-1983	Includes water pump	22089
3.0L V6 2960cc 181 CID	1987-1988	SE	22082
240SX			
2.4L L4 2389cc	1989-1990	SE, XE	22082
2.4L L4 2389cc	1991-1992	Base, LE, SE	22082
2.4L L4 2389cc	1993	Base, SE	22082
2.4L L4 2389cc	1994	SE	22082
2.4L L4 2389cc	1995-1996	Base, SE	22082
2.4L L4 2389cc	1997-1998	Base, LE, SE	22082
240Z			
2.4L L6 2393cc	1970-1973		22082
2.4L L6 2393cc 146 CID	1970-1973		22082
260Z			
2.6L L6 2565cc	1974-1975		22082
2.6L L6 2565cc 156 CID	1974		22082
2.6L L6 2565cc 157 CID	1974		22082
280Z			
2.8L L6 2753cc	1975-1978		22082
280ZX			
2.8L L6 2753cc	1979		22082
2.8L L6 2753cc	1980	2+2 GL, Base, GL	22082
2.8L L6 2753cc	1981	2+2 GL, Base, GL, GL Turbo	22082
2.8L L6 2753cc	1982-1983	2+2, 2+2 Turbo, Base, Turbo	22082

Engine	Years	Application Description	USMW	Engine	Years	Application Description	USMW
NISSAN (cont'd.)				NISSAN (cont'd.)			
300ZX				PATHFINDER (cont'd.)			
3.0L V6 2960cc	1984-1989	2+2, Base, Turbo	22082	3.5L V6 3498cc	2001	LE, SE, XE	22032
3.0L V6 2960cc	1990-1996	2+2, Base, Turbo	22091	3.5L V6 3498cc	2002-2004	LE, SE	22032
510				4.0L V6 3954cc	2005	LE, SE, SE Off-Road, XE	22182
2.0L L4 1952cc	1978-1981	Includes water pump	22089	4.0L V6 3954cc	2006-2009	LE, S, SE, SE Off-Road	22182
610				4.0L V6 3954cc	2010	LE, S, SE	22182
2.0L L4 1952cc	1974-1976	Includes water pump	22089	4.0L V6 3954cc	2011-2012	LE, S, Silver Edition, SV	22182
2.0L L4 1952cc 119 CID	1974	Includes water pump	22089	5.6L V8 5552cc	2008	LE, SE	22181
620				5.6L V8 5552cc	2009-2012	LE	22181
2.0L L4 1952cc	1975-1979	Includes water pump	22089	PATHFINDER ARMADA			
710				5.6L V8 5552cc	2004	LE, SE	22181
2.0L L4 1952cc	1975-1977	Includes water pump	22089	PICKUP			
720				2.4L L4 2389cc	1995	Base, XE	22082
2.0L L4 1952cc	1980	Includes water pump	22089	2.4L L4 2389cc	1996-1997	Base, SE, XE	22082
2.0L L4 1952cc	1983-1986	Includes water pump	22089	3.0L V6 2960cc 181 CID	1995	SE, XE	22091
2.2L L4 2164cc	1981-1983	Deluxe	22082	TITAN			
2.2L L4 2187cc	1981-1983		22089	5.6L V8 5552cc	2004-2007	LE, SE, XE	22181
2.4L L4 2389cc	1983-1986		22089	5.6L V8 5552cc	2008-2010	LE, PRO-4X, SE, XE	22181
2.5L L4 2488cc 152 CID	1983-1986	Deluxe	22082	5.6L V8 5552cc	2011-2015	PRO-4X, S, SL, SV	22181
810				5.6L V8 5552cc	2017	Platinum Reserve, PRO-4X, S, SL, SV	22343
2.4L L6 2393cc	1977-1979		22082	TITAN XD			
2.4L L6 2393cc	1980	Base	22082	5.0L V8 305 CID	2016-2017	Platinum Reserve, PRO-4X, S, SL, SV	22350
2.4L L6 2393cc	1981	DX	22082	5.6L V8 5552cc	2016-2017	Platinum Reserve, PRO-4X, S, SL, SV	22343
2.8L L6 2793cc	1981	DX	22082	URVAN			
ARMADA				2.4L L4 2389cc	2000-2005		22083
5.6L V8 5552cc	2005-2006	LE, SE, SE Off-Road	22181	VAN			
5.6L V8 5552cc	2007-2009	LE, SE	22181	2.4L L4 2389cc	1987-1988	E, GXE, XE	22088
5.6L V8 5552cc	2010	Platinum, SE, Titanium	22181	XTERRA			
5.6L V8 5552cc	2011-2015	Platinum, SL, SV	22181	2.4L L4 2389cc	2000-2004	XE	22082
5.6L V8 5552cc	2017	Platinum, SL, SV	22343	3.3L V6 3275cc	2000-2004	SE, XE	22025
D21				4.0L V6 3954cc	2005	Off-Road, S, SE	22182
2.4L L4 2389cc	1986-1989		22089	4.0L V6 3954cc	2006-2010	Off-Road, S, SE, X	22182
2.4L L4 2389cc	1990-1993	Base	22082	4.0L V6 3954cc	2011-2015	PRO-4X, S, X	22182
2.4L L4 2389cc	1994	Base, XE	22082	OLDSMOBILE			
3.0L V6 2960cc	1986-1987	E, SE	22082	98			
3.0L V6 2960cc 181 CID	1990-1993	Base, SE	22091	4.1L V6 252 CID	1981	Luxury, Regency	22043
3.0L V6 2960cc 181 CID	1994	Base, SE, XE	22091	4.1L V6 252 CID	1982-1983	Regency, Regency Brougham; non-thermal	21049
FRONTIER				4.1L V6 252 CID	1982-1983	Regency, Regency Brougham; Thermal	22049
2.4L L4 2389cc	1998	Base, SE, XE	22082	5.0L V8 307 CID	1980-1981	Luxury, Regency; non-thermal	21049
2.4L L4 2389cc	1999	SE, XE	22082	5.0L V8 307 CID	1980-1981	Luxury, Regency; Exc.Heavy Duty Cooling	22045
2.4L L4 2389cc	2000-2001	XE	22082	5.0L V8 307 CID	1980-1981	Luxury, Regency; Heavy Duty Cooling, Thermal	22049
2.4L L4 2389cc	2002-2003	Base, XE	22082	5.0L V8 307 CID	1982-1984	Regency, Regency Brougham; non-thermal	21049
2.4L L4 2389cc	2004	XE	22082	5.0L V8 307 CID	1982-1984	Regency, Regency Brougham; Exc.Heavy Duty Cooling	22045
2.5L L4 2488cc 152 CID	2005-2007	XE	22138	5.0L V8 307 CID	1982-1984	Regency, Regency Brougham; Heavy Duty Cooling, Thermal	22049
2.5L L4 2488cc 152 CID	2008-2010	SE, XE	22138	5.0L V8 307 CID	1982-1984	Regency, Regency Brougham; Exc.Heavy Duty Cooling	22045
2.5L L4 2488cc 152 CID	2011-2017	S, SV	22138	5.0L V8 307 CID	1982-1984	Regency, Regency Brougham; Heavy Duty Cooling, Thermal	22049
3.3L V6 3275cc	1999-2000	SE, XE	22025	5.7L V8 350 CID	1977-1979	Luxury, Regency; non-thermal	22045
3.3L V6 3275cc	2001	SC, SE, XE	22025	5.7L V8 350 CID	1980	Luxury, Regency; non-thermal	21049
3.3L V6 3275cc	2002-2003	SC, SE, SVE, XE	22025	5.7L V8 350 CID	1980-1981	Luxury, Regency; Exc.Heavy Duty Cooling, non-thermal	21049
3.3L V6 3275cc	2004	SC, SVE, XE	22025	5.7L V8 350 CID	1980-1981	Luxury, Regency; Heavy Duty Cooling	22045
4.0L V6 3954cc	2005-2008	LE, Nismo Off-Road, SE	22182	5.7L V8 350 CID	1980-1981	Luxury, Regency; Exc.Heavy Duty Cooling, Thermal	22049
4.0L V6 3954cc	2009-2010	LE, PRO-4X, SE	22182	5.7L V8 350 CID	1982-1984	Regency, Regency Brougham; Exc.Heavy Duty Cooling, non-thermal	21049
4.0L V6 3954cc	2011-2012	PRO-4X, S, SL, SV	22182	5.7L V8 350 CID	1982-1984	Regency, Regency Brougham; Heavy Duty Cooling	22045
4.0L V6 3954cc	2013-2017	Desert Runner, PRO-4X, S, SL, SV	22182	5.7L V8 350 CID	1982-1984	Regency, Regency Brougham; Exc.Heavy Duty Cooling, Thermal	22049
MAXIMA				5.7L V8 350 CID	1982-1984	Regency, Regency Brougham; Exc.Heavy Duty Cooling, Thermal	22045
2.4L L6 2393cc	1981	SL	22082	5.7L V8 350 CID	1982-1984	Regency, Regency Brougham; Heavy Duty Cooling	22045
2.4L L6 2393cc	1982-1984	GL	22082	5.7L V8 350 CID	1982-1984	Regency, Regency Brougham; Exc.Heavy Duty Cooling, non-thermal	21049
2.8L L6 2793cc	1981	SL	22082	5.7L V8 350 CID	1982-1984	Regency, Regency Brougham; Heavy Duty Cooling	22045
2.8L L6 2793cc	1982-1983	GL	22082	5.7L V8 350 CID	1982-1984	Regency, Regency Brougham; Exc.Heavy Duty Cooling, Thermal	22049
NP300				6.6L V8 400 CID	1975		22045
2.5L L4 2488cc 152 CID	2009-2015		22091	6.6L V8 403 CID	1977-1979		22045
NV1500				7.0L V8 6966cc 425 CID	1965-1967		22045
4.0L V6 3954cc	2012-2017	S, SV	22182	7.5L V8 455 CID	1968-1976		22045
NV2500				7.5L V8 7456cc 455 CID	1968-1974		22045
4.0L V6 3954cc	2012-2014	S, SV	22182	442			
4.0L V6 3954cc	2015-2016	S, SL, SV	22182	7.5L V8 455 CID	1968-1971		22045
4.0L V6 3954cc	2017	S, SV	22182	7.5L V8 7456cc 455 CID	1968-1971		22045
5.6L V8 5552cc	2012-2014	S, SV	22181	BRAVADA			
5.6L V8 5552cc	2015-2017	S, SL, SV	22181	4.2L L6 256 CID	2002-2004	Base	22310
NV3500				4.3L V6 262 CID	1991-1994	Base; For A/C Belt	22145
4.0L V6 3954cc	2012-2017	S, SV	22182	4.3L V6 262 CID	1991-1994	Base; Exc.Air Cond	22153
5.6L V8 5552cc	2012-2017	S, SL, SV	22181	4.3L V6 262 CID	1996-2001	Base; For A/C Belt	22158
PATHFINDER				4.3L V6 262 CID	1996-2001	Base; Exc.Air Cond	22162
2.4L L4 2389cc	1987		22089	CUSTOM CRUISER			
3.0L V6 2960cc 181 CID	1987-1989	SE, XE	22082	5.0L V8 307 CID	1980-1981	Base; non-thermal, Stamped #OS	21049
3.0L V6 2960cc 181 CID	1990-1993	SE, XE	22091	5.0L V8 307 CID	1980-1981	Base; Code OS, Thermal	22049
3.0L V6 2960cc 181 CID	1994-1995	LE, SE, XE	22091	5.0L V8 307 CID	1980-1984	Base; Code OM	22045
3.3L V6 3275cc	1996-2000	LE, SE, XE	22025	5.0L V8 307 CID	1981	Base; non-thermal, Stamped #OJ,OL	21049

FAN CLUTCHES

Engine	Years	Application Description	USMW	Engine	Years	Application Description	USMW
OLDSMOBILE (cont'd.)				OLDSMOBILE (cont'd.)			
CUSTOM CRUISER (cont'd.)				CUTLASS CALAIS (cont'd.)			
5.0L V8 307 CID	1981-1984	Base; Code OJ,OL, Thermal	22049	4.3L V6 260 CID	1982	Base; non-thermal	21049
5.0L V8 307 CID	1982-1984	Base; non-thermal	21049	4.3L V6 260 CID	1982	Base; Thermal	22049
5.0L V8 307 CID	1985-1987	Base; non-thermal, Stamped #OJ,OL	21049	4.3L V6 260 CID	1983	Base, Hurst; non-thermal	21049
5.0L V8 307 CID	1985-1990	Base; Thermal	22049	4.3L V6 260 CID	1983	Base, Hurst; Thermal	22049
5.0L V8 307 CID	1988-1990	Base; non-thermal	21049	4.3L V6 260 CID	1984	Base; non-thermal	21049
5.7L V8 350 CID	1977-1979		22045	4.3L V6 260 CID	1984	Base; Thermal	22049
5.7L V8 350 CID	1980	Base; non-thermal, Stamped #OJ,OL	21049	4.3L V8 260 CID	1980-1981	Base; non-thermal, Stamped #OJ,OL	21049
5.7L V8 350 CID	1980	Base; non-thermal, Stamped #OS	21049	4.3L V8 260 CID	1980-1981	Base; non-thermal, Stamped #OS	21049
5.7L V8 350 CID	1980	Base; Thermal	22049	4.3L V8 260 CID	1980-1981	Base; Code OJ,OL, Thermal	22049
5.7L V8 350 CID	1980-1984	Base; Exc.Heavy Duty Cooling, non-thermal	21049	4.3L V8 260 CID	1980-1981	Base; Code OS, Thermal	22049
5.7L V8 350 CID	1980-1984	Base; Heavy Duty Cooling	22045	4.3L V8 260 CID	1982	Base; non-thermal	21049
5.7L V8 350 CID	1980-1984	Base; Exc.Heavy Duty Cooling, Thermal	22049	4.3L V8 260 CID	1982	Base; Thermal	22049
5.7L V8 350 CID	1985	Base; non-thermal	21049	5.0L V8 305 CID	1980	Base; Exc.Air Cond	22043
5.7L V8 350 CID	1985	Base; Thermal	22049	5.0L V8 305 CID	1980	Base; Exc.Heavy Duty Cooling, For A/C Belt	22045
6.6L V8 400 CID	1975		22045	5.0L V8 305 CID	1980	Base; For A/C Belt, Heavy Duty Cooling	22045
6.6L V8 403 CID	1977-1979		22045	5.0L V8 307 CID	1982	Base; non-thermal	21049
7.5L V8 455 CID	1971-1976		22045	5.0L V8 307 CID	1982	Base; Thermal	22049
7.5L V8 7456cc 455 CID	1971-1974		22045	5.0L V8 307 CID	1983-1984	Base, Hurst; non-thermal	21049
7.5L V8 7457cc 455 CID	1972-1974		22045	5.0L V8 307 CID	1983-1984	Base, Hurst; Thermal	22049
CUTLASS				CUTLASS CRUISER			
3.8L V6 231 CID	1977	non-thermal	21043	3.8L V6 3800cc 231 CID	1980	Base, Brougham; Code T1, Exc.Air Cond	22043
3.8L V6 3800cc 231 CID	1979	non-thermal	21043	3.8L V6 3800cc 231 CID	1980	Base, Brougham; Code TS, Exc.Air Cond, Thermal	22049
3.8L V6 3800cc 231 CID	1980	Base, Brougham, LS; non-thermal, Stamped #TS	21049	3.8L V6 3800cc 231 CID	1980-1981	Base, Brougham; non-thermal, Stamped #TS	21049
3.8L V6 3800cc 231 CID	1980	Base, Brougham, LS; Code T1, Exc.Air Cond	22043	3.8L V6 3800cc 231 CID	1980-1981	Base, Brougham; For A/C Belt	22043
3.8L V6 3800cc 231 CID	1980	Base, Brougham, LS; For A/C Belt	22043	3.8L V6 3800cc 231 CID	1981	Base, Brougham; Exc.Air Cond, Thermal	22049
3.8L V6 3800cc 231 CID	1980	Base, Brougham, LS; Code TS, Exc.Air Cond, Thermal	22049	3.8L V6 3800cc 231 CID	1982	Base; Exc.Air Cond, non-thermal	21049
3.8L V6 3800cc 231 CID	1981	Brougham, LS; non-thermal, Stamped #TS	21049	3.8L V6 3800cc 231 CID	1982	Base; For A/C Belt	22043
3.8L V6 3800cc 231 CID	1981	Brougham, LS; For A/C Belt	22043	3.8L V6 3800cc 231 CID	1982	Base; Exc.Air Cond, Thermal	22049
3.8L V6 3800cc 231 CID	1981	Brougham, LS; Exc.Air Cond, Thermal	22049	3.8L V6 3800cc 231 CID	1982	Base, Brougham; non-thermal, Stamped #OJ,OL	21049
4.3L V8 260 CID	1980	Base, Brougham, LS; non-thermal, Stamped #OJ,OL	21049	4.3L V8 260 CID	1980-1981	Base, Brougham; non-thermal, Stamped #OS	21049
4.3L V8 260 CID	1980	Base, Brougham, LS; non-thermal, Stamped #OS	21049	4.3L V8 260 CID	1980-1981	Base, Brougham; Code OJ,OL, Thermal	22049
4.3L V8 260 CID	1980	Base, Brougham, LS; Code OJ,OL, Thermal	22049	4.3L V8 260 CID	1980-1981	Base, Brougham; Code OS, Thermal	22049
4.3L V8 260 CID	1980	Base, Brougham, LS; Code OS, Thermal	22049	4.3L V8 260 CID	1982	Base; non-thermal	21049
4.3L V8 260 CID	1981	Brougham, LS; non-thermal, Stamped #OJ,OL	21049	4.3L V8 260 CID	1982	Base; Thermal	22049
4.3L V8 260 CID	1981	Brougham, LS; non-thermal, Stamped #OS	21049	5.0L V8 305 CID	1980	Base, Brougham; Exc.Air Cond	22043
4.3L V8 260 CID	1981	Brougham, LS; Code OJ,OL, Thermal	22049	5.0L V8 305 CID	1980	Base, Brougham; Exc.Heavy Duty Cooling, For A/C Belt	22045
4.3L V8 260 CID	1981	Brougham, LS; Code OS, Thermal	22049	5.0L V8 305 CID	1980	Base, Brougham; For A/C Belt, Heavy Duty Cooling	22045
4.3L V8 260 CID	1981	Brougham, LS; non-thermal, Stamped #OJ,OL	21049	5.0L V8 305 CID	1982	Base	22045
4.3L V8 260 CID	1981	Brougham, LS; non-thermal, Stamped #OS	21049	5.0L V8 305 CID	1981	Base, Brougham; Exc.Air Cond, non-thermal	21049
4.3L V8 260 CID	1981	Brougham, LS; Code OJ,OL, Thermal	22049	5.0L V8 307 CID	1981	Base, Brougham; For A/C Belt, non-thermal	21049
4.3L V8 260 CID	1981	Brougham, LS; Code OS, Thermal	22049	5.0L V8 307 CID	1981	Base, Brougham; Exc.Air Cond, Thermal	22049
5.0L V8 305 CID	1980	Base, Brougham, LS; Exc.Air Cond	22043	5.0L V8 307 CID	1981	Base, Brougham; For A/C Belt, Thermal	22049
5.0L V8 305 CID	1980	Base, Brougham, LS; Exc.Heavy Duty Cooling, For A/C Belt	22045	5.0L V8 307 CID	1981	Base, Brougham; For A/C Belt, Thermal	22049
5.0L V8 305 CID	1980	Base, Brougham, LS; For A/C Belt, Heavy Duty Cooling	22045	5.0L V8 307 CID	1982-1983	Base; non-thermal	21049
5.7L V8 350 CID	1968-1979		22045	5.0L V8 307 CID	1982-1983	Base; Thermal	22049
5.7L V8 350 CID	1980	Base, Brougham, LS; Exc.Heavy Duty Cooling, non-thermal	21049	5.7L V8 350 CID	1980	Brougham; non-thermal	21049
5.7L V8 350 CID	1980	Base, Brougham, LS; non-thermal	21049	5.7L V8 350 CID	1980	Brougham; Thermal	22049
5.7L V8 350 CID	1980	Base, Brougham, LS; Heavy Duty Cooling	22045	5.7L V8 350 CID	1980-1981	Base, Brougham; Exc.Heavy Duty Cooling, non-thermal	21049
5.7L V8 350 CID	1980	Base, Brougham, LS; Exc.Heavy Duty Cooling, Thermal	22049	5.7L V8 350 CID	1980-1981	Base, Brougham; Heavy Duty Cooling	22045
5.7L V8 350 CID	1980	Base, Brougham, LS; Thermal	22049	5.7L V8 350 CID	1980-1981	Base, Brougham; Exc.Heavy Duty Cooling, Thermal	22049
5.7L V8 350 CID	1981	Brougham, LS; Exc.Heavy Duty Cooling, non-thermal	21049	5.7L V8 350 CID	1982-1983	Base; Exc.Heavy Duty Cooling, non-thermal	21049
5.7L V8 350 CID	1981	Brougham, LS; Heavy Duty Cooling	22045	5.7L V8 350 CID	1982-1983	Base; Heavy Duty Cooling	22045
5.7L V8 350 CID	1981	Brougham, LS; Exc.Heavy Duty Cooling, Thermal	22049	5.7L V8 350 CID	1982-1983	Base; Exc.Heavy Duty Cooling, Thermal	22049
5.7L V8 350 CID	1981	Brougham, LS; Exc.Heavy Duty Cooling, Thermal	22049				
5.7L V8 5733cc 350 CID	1968-1974		22045				
5.7L V8 5737cc 350 CID	1968-1974		22045				
6.6L V8 400 CID	1968		22045				
6.6L V8 403 CID	1977		22045				
6.6L V8 6555cc 400 CID	1968		22045				
7.5L V8 455 CID	1970-1976		22045				
7.5L V8 7456cc 455 CID	1970-1974		22045				
CUTLASS CALAIS							
3.8L V6 3800cc 231 CID	1980	Base; Code T1, Exc.Air Cond	22043				
3.8L V6 3800cc 231 CID	1980	Base; Code TS, Exc.Air Cond, Thermal	22049				
3.8L V6 3800cc 231 CID	1980-1981	Base; non-thermal, Stamped #TS	21049				
3.8L V6 3800cc 231 CID	1980-1982	Base; For A/C Belt	22043				
3.8L V6 3800cc 231 CID	1981-1982	Base; Exc.Air Cond, Thermal	22049				
3.8L V6 3800cc 231 CID	1982	Base; Exc.Air Cond, non-thermal	21049				
3.8L V6 3800cc 231 CID	1983	Base, Hurst; Exc.Air Cond, non-thermal	21049				
3.8L V6 3800cc 231 CID	1983	Base, Hurst; For A/C Belt	22043				
3.8L V6 3800cc 231 CID	1983	Base, Hurst; Exc.Air Cond, Thermal	22049				
3.8L V6 3800cc 231 CID	1984	Base; Exc.Air Cond, non-thermal	21049				
3.8L V6 3800cc 231 CID	1984	Base; For A/C Belt	22043				
3.8L V6 3800cc 231 CID	1984	Base; Exc.Air Cond, Thermal	22049				

Engine	Years	Application Description	USMW	Engine	Years	Application Description	USMW
OLDSMOBILE (cont'd.)				OLDSMOBILE (cont'd.)			
CUTLASS SALON				CUTLASS SUPREME (cont'd.)			
3.8L V6 3800cc 231 CID	1980	Base, Brougham; non-thermal, Stamped #TS	21049	5.0L V8 305 CID	1980	Base, Brougham; For A/C Belt, Heavy Duty Cooling	22045
3.8L V6 3800cc 231 CID	1980	Base, Brougham; Code TI, Exc.Air Cond	22043	5.0L V8 307 CID	1982-1984	Base, Brougham; non-thermal	21049
3.8L V6 3800cc 231 CID	1980	Base, Brougham; For A/C Belt	22043	5.0L V8 307 CID	1982-1984	Base, Brougham; Thermal	22049
3.8L V6 3800cc 231 CID	1980	Base, Brougham; Code TS, Exc.Air Cond, Thermal	22049	5.0L V8 307 CID	1985	Base, Brougham, LS; non-thermal	21049
3.8L V6 3800cc 231 CID	1985-1987	Base; non-thermal, Stamped #TT,TU	21049	5.0L V8 307 CID	1985	Base, Brougham, LS; Thermal	22049
3.8L V6 3800cc 231 CID	1985-1987	Base; Thermal	22049	5.0L V8 307 CID	1986	Base, Brougham; non-thermal	21049
4.3L V8 260 CID	1980	Base, Brougham; non-thermal, Stamped #OJ,OL	21049	5.0L V8 307 CID	1986	Base, Brougham; Thermal	22049
4.3L V8 260 CID	1980	Base, Brougham; non-thermal, Stamped #OS	21049	5.0L V8 307 CID	1987	442, Base, Brougham; non-thermal	21049
4.3L V8 260 CID	1980	Base, Brougham; Code OJ,OL, Thermal	22049	5.0L V8 307 CID	1987	442, Base, Brougham; Thermal	22049
4.3L V8 260 CID	1980	Base, Brougham; Code OS, Thermal	22049	5.0L V8 307 CID	1988	Classic, Classic Brougham; non-thermal	21049
5.0L V8 305 CID	1980	Base, Brougham; Exc.Air Cond	22043	5.0L V8 307 CID	1988	Classic, Classic Brougham; Thermal	22049
5.0L V8 305 CID	1980	Base, Brougham; Exc.Heavy Duty Cooling, For A/C Belt	22045	5.7L V8 350 CID	1980	Base, Brougham; Exc.Heavy Duty Cooling, non-thermal	21049
5.0L V8 305 CID	1980	Base, Brougham; For A/C Belt, Heavy Duty Cooling	22045	5.7L V8 350 CID	1980	Base, Brougham; non-thermal	21049
5.0L V8 307 CID	1985	442, Base; non-thermal, Stamped #OS	21049	5.7L V8 350 CID	1980	Base, Brougham; Heavy Duty Cooling	22045
5.0L V8 307 CID	1985	Base; non-thermal	21049	5.7L V8 350 CID	1980	Base, Brougham; Exc.Heavy Duty Cooling, Thermal	22049
5.0L V8 307 CID	1985-1986	442, Base; Thermal	22049	5.7L V8 350 CID	1980	Base, Brougham; Thermal	22049
5.0L V8 307 CID	1986	442, Base; non-thermal	21049	5.7L V8 350 CID	1981	Base, Brougham, LS; Exc.Heavy Duty Cooling, non-thermal	21049
5.0L V8 307 CID	1987	Base; non-thermal	21049	5.7L V8 350 CID	1981	Base, Brougham, LS; Heavy Duty Cooling	22045
5.0L V8 307 CID	1987	Base; Thermal	22049	5.7L V8 350 CID	1981	Base, Brougham, LS; Exc.Heavy Duty Cooling, Thermal	22049
5.7L V8 350 CID	1980	Base, Brougham; Exc.Heavy Duty Cooling, non-thermal	21049	5.7L V8 350 CID	1982-1984	Base, Brougham; Exc.Heavy Duty Cooling, non-thermal	21049
5.7L V8 350 CID	1980	Base, Brougham; Heavy Duty Cooling	22045	5.7L V8 350 CID	1982-1984	Base, Brougham; Heavy Duty Cooling	22045
5.7L V8 350 CID	1980	Base, Brougham; Exc.Heavy Duty Cooling, Thermal	22049	5.7L V8 350 CID	1982-1984	Base, Brougham; Exc.Heavy Duty Cooling, Thermal	22049
5.7L V8 350 CID	1985	Base; Exc.Heavy Duty Cooling, non-thermal, Stamped #OJ,OL	21049	5.7L V8 350 CID	1985	Base, Brougham, LS; non-thermal	21049
5.7L V8 350 CID	1985	Base; Heavy Duty Cooling	22045	5.7L V8 350 CID	1985	Base, Brougham, LS; Heavy Duty Cooling	22045
5.7L V8 350 CID	1985	Base; Exc.Heavy Duty Cooling, Thermal	22049	5.7L V8 350 CID	1985	Base, Brougham, LS; Exc.Heavy Duty Cooling, Thermal	22049
CUTLASS SUPREME				DELMONT 88			
3.8L V6 3800cc 231 CID	1980	Base, Brougham; non-thermal, Stamped #TS	21049	7.0L V8 6966cc 425 CID	1967		22045
3.8L V6 3800cc 231 CID	1980	Base, Brougham; Code TI, Exc.Air Cond	22043	7.5L V8 455 CID	1968		22045
3.8L V6 3800cc 231 CID	1980	Base, Brougham; For A/C Belt	22043	7.5L V8 7456cc 455 CID	1968		22045
3.8L V6 3800cc 231 CID	1980	Base, Brougham; Code TS, Exc.Air Cond, Thermal	22049	DELTA 88			
3.8L V6 3800cc 231 CID	1981	Base, Brougham, LS; non-thermal, Stamped #TS	21049	3.8L V6 231 CID	1977	non-thermal	21043
3.8L V6 3800cc 231 CID	1981	Base, Brougham, LS; For A/C Belt	22043	3.8L V6 3800cc 231 CID	1977-1979	non-thermal	21043
3.8L V6 3800cc 231 CID	1981	Base, Brougham, LS; Exc.Air Cond, Thermal	22049	3.8L V6 3800cc 231 CID	1980	Base, Holiday, Royale, Royale Brougham; non-thermal, Stamped #TS	21049
3.8L V6 3800cc 231 CID	1982	Base, Brougham; Exc.Air Cond, non-thermal	21049	3.8L V6 3800cc 231 CID	1980	Base, Holiday, Royale, Royale Brougham; Code TI, Exc.Air Cond	22043
3.8L V6 3800cc 231 CID	1982	Base, Brougham; For A/C Belt	22043	3.8L V6 3800cc 231 CID	1980	Base, Holiday, Royale, Royale Brougham; Code TS, Exc.Air Cond, Thermal	22049
3.8L V6 3800cc 231 CID	1982	Base, Brougham; Exc.Air Cond, Thermal	22049	3.8L V6 3800cc 231 CID	1980-1981	Base, Holiday, Royale, Royale Brougham; For A/C Belt	22043
3.8L V6 3800cc 231 CID	1983	Brougham; Exc.Air Cond, non-thermal	21049	3.8L V6 3800cc 231 CID	1981	Base, Holiday, Royale, Royale Brougham; non-thermal	21049
3.8L V6 3800cc 231 CID	1983	Brougham; For A/C Belt	22043	3.8L V6 3800cc 231 CID	1981	Base, Holiday, Royale, Royale Brougham; Exc.Air Cond, Thermal	22049
3.8L V6 3800cc 231 CID	1983	Brougham; Exc.Air Cond, Thermal	22049	3.8L V6 3800cc 231 CID	1982-1983	Base, Royale, Royale Brougham; non-thermal	21049
3.8L V6 3800cc 231 CID	1984	Base, Brougham; Exc.Air Cond, non-thermal	21049	3.8L V6 3800cc 231 CID	1982-1983	Base, Royale, Royale Brougham; Thermal	22049
3.8L V6 3800cc 231 CID	1984	Base, Brougham; For A/C Belt	22043	3.8L V6 3800cc 231 CID	1984	Royale, Royale Brougham, Royale Brougham LS; non-thermal	21049
3.8L V6 3800cc 231 CID	1984	Base, Brougham; Exc.Air Cond, Thermal	22049	3.8L V6 3800cc 231 CID	1984	Royale, Royale Brougham, Royale Brougham LS; Thermal	22049
3.8L V6 3800cc 231 CID	1985	Base, Brougham, LS; non-thermal	21049	3.8L V6 3800cc 231 CID	1985	Royale, Royale Brougham; non-thermal	21049
3.8L V6 3800cc 231 CID	1985	Base, Brougham, LS; Thermal	22049	3.8L V6 3800cc 231 CID	1985	Royale, Royale Brougham; Thermal	22049
3.8L V6 3800cc 231 CID	1986	Base, Brougham; non-thermal	21049	4.3L V8 260 CID	1977-1979		22045
3.8L V6 3800cc 231 CID	1986	Base, Brougham; Thermal	22049	4.3L V8 260 CID	1980-1981	Base, Holiday, Royale, Royale Brougham	22045
3.8L V6 3800cc 231 CID	1987	442, Base, Brougham; non-thermal	21049	4.3L V8 260 CID	1982	Base, Royale, Royale Brougham; non-thermal	21049
3.8L V6 3800cc 231 CID	1987	442, Base, Brougham; Thermal	22049	4.3L V8 260 CID	1982	Base, Royale, Royale Brougham; Thermal	22049
4.3L V6 260 CID	1982-1984	Base, Brougham; non-thermal	21049	4.9L V8 301 CID	1979		22045
4.3L V6 260 CID	1982-1984	Base, Brougham; Thermal	22049	5.0L V8 307 CID	1980-1981	Base, Holiday, Royale, Royale Brougham; non-thermal	21049
4.3L V8 260 CID	1980	Base, Brougham; non-thermal, Stamped #OJ,OL	21049	5.0L V8 307 CID	1980-1981	Base, Holiday, Royale, Royale Brougham; Code OM	22045
4.3L V8 260 CID	1980	Base, Brougham; non-thermal, Stamped #OS	21049	5.0L V8 307 CID	1980-1981	Base, Holiday, Royale, Royale Brougham; Code OS, Thermal	22049
4.3L V8 260 CID	1980	Base, Brougham; Code OJ,OL, Thermal	22049	5.0L V8 307 CID	1981	Base, Holiday, Royale, Royale Brougham; Code OJ,OL, Thermal	22049
4.3L V8 260 CID	1980	Base, Brougham; Code OS, Thermal	22049	5.0L V8 307 CID	1982-1983	Base, Royale, Royale Brougham; non-thermal	21049
4.3L V8 260 CID	1981	Base, Brougham, LS; non-thermal, Stamped #OJ,OL	21049	5.0L V8 307 CID	1982-1983	Base, Royale, Royale Brougham; Code OM	22045
4.3L V8 260 CID	1981	Base, Brougham, LS; non-thermal, Stamped #OS	21049	5.0L V8 307 CID	1982-1983	Base, Royale, Royale Brougham; Code OJ,OL, Thermal	22049
4.3L V8 260 CID	1981	Base, Brougham, LS; Code OJ,OL, Thermal	22049	5.0L V8 307 CID	1984-1985	Royale, Royale Brougham, Royale Brougham LS; non-thermal	21049
4.3L V8 260 CID	1982	Base, Brougham; non-thermal	21049				
4.3L V8 260 CID	1982	Base, Brougham; Thermal	22049				
5.0L V8 305 CID	1980	Base, Brougham; Exc.Air Cond	22043				
5.0L V8 305 CID	1980	Base, Brougham; Exc.Heavy Duty Cooling, For A/C Belt	22045				

Engine	Years	Application Description	USMW	Engine	Years	Application Description	USMW
OLDSMOBILE (cont'd.)				OLDSMOBILE (cont'd.)			
DELTA 88 (cont'd.)				TORONADO (cont'd.)			
5.0L V8 307 CID	1984-1985	Royale, Royale Brougham, Royale Brougham LS; Code OM	22045	5.7L V8 350 CID	1980-1981	Brougham, XSC; Exc.Heavy Duty Cooling, non-thermal	21049
5.0L V8 307 CID	1984-1985	Royale, Royale Brougham, Royale Brougham LS; Code OJ,OL, Thermal	22049	5.7L V8 350 CID	1980-1981	Brougham, XSC; Heavy Duty Cooling	22045
5.7L V8 350 CID	1969-1979		22045	5.7L V8 350 CID	1980-1981	Brougham, XSC; Exc.Heavy Duty Cooling, Thermal	22049
5.7L V8 350 CID	1980	Base, Holiday, Royale, Royale Brougham; non-thermal	21049	5.7L V8 350 CID	1982-1984	Brougham; Exc.Heavy Duty Cooling, non-thermal	21049
5.7L V8 350 CID	1980	Base, Holiday, Royale, Royale Brougham; Thermal	22049	5.7L V8 350 CID	1982-1984	Brougham; Heavy Duty Cooling	22045
5.7L V8 350 CID	1980-1981	Base, Holiday, Royale, Royale Brougham; Exc.Heavy Duty Cooling, non-thermal	21049	5.7L V8 350 CID	1982-1984	Brougham; Exc.Heavy Duty Cooling, Thermal	22049
5.7L V8 350 CID	1980-1981	Base, Holiday, Royale, Royale Brougham; Heavy Duty Cooling	22045	5.7L V8 350 CID	1985	Brougham, Caliente; Exc.Heavy Duty Cooling, non-thermal	21049
5.7L V8 350 CID	1980-1981	Base, Holiday, Royale, Royale Brougham; Exc.Heavy Duty Cooling, Thermal	22049	5.7L V8 350 CID	1985	Brougham, Caliente; Heavy Duty Cooling	22045
5.7L V8 350 CID	1982-1983	Base, Royale, Royale Brougham; Exc.Heavy Duty Cooling, non-thermal	21049	5.7L V8 350 CID	1985	Brougham, Caliente; Exc.Heavy Duty Cooling, Thermal	22049
5.7L V8 350 CID	1982-1983	Base, Royale, Royale Brougham; Heavy Duty Cooling	22045	6.6L V8 403 CID	1977-1978		22045
5.7L V8 350 CID	1982-1983	Base, Royale, Royale Brougham; Exc.Heavy Duty Cooling, Thermal	22049	7.0L V8 425 CID	1966-1967		22045
5.7L V8 350 CID	1984	Royale, Royale Brougham, Royale Brougham LS; Exc.Heavy Duty Cooling, non-thermal	21049	7.0L V8 6966cc 425 CID	1966-1967		22045
5.7L V8 350 CID	1984	Royale, Royale Brougham, Royale Brougham LS; Heavy Duty Cooling	22045	7.5L V8 455 CID	1968-1976		22045
5.7L V8 350 CID	1984	Royale, Royale Brougham, Royale Brougham LS; Exc.Heavy Duty Cooling, Thermal	22049	7.5L V8 7456cc 455 CID	1968-1974		22045
5.7L V8 350 CID	1985	Royale, Royale Brougham, Royale Brougham LS	22045	VISTA CRUISER			
5.7L V8 5733cc 350 CID	1969-1974		22045	5.7L V8 350 CID	1968-1975		22045
5.7L V8 5737cc 350 CID	1969-1974		22045	5.7L V8 5733cc 350 CID	1968-1974		22045
6.6L V8 400 CID	1975		22045	5.7L V8 5737cc 350 CID	1968-1974		22045
6.6L V8 403 CID	1977-1979		22045	6.6L V8 400 CID	1968-1969		22045
7.0L V8 425 CID	1967		22045	6.6L V8 6555cc 400 CID	1968-1969		22045
7.0L V8 6966cc 425 CID	1965-1967		22045	7.5L V8 455 CID	1970-1975		22045
7.5L V8 455 CID	1968-1976		22045	7.5L V8 7456cc 455 CID	1970-1974		22045
7.5L V8 7456cc 455 CID	1968-1974		22045	PLYMOUTH			
7.5L V8 7457cc 455 CID	1972-1974		22045	ARROW			
DYNAMIC				2.6L L4 2555cc 156 CID	1979		22092
7.0L V8 6966cc 425 CID	1965-1966	Base, Holiday	22045	2.6L L4 2555cc 156 CID	1980	Base, GS, GT	22092
F85				ARROW PICKUP			
7.5L V8 455 CID	1970		22045	2.0L L4 1997cc 122 CID	1980-1982	Base, Sport	22092
7.5L V8 455 CID	1972		22045	2.6L L4 2555cc 156 CID	1980-1982	Base, Sport	22092
7.5L V8 7456cc 455 CID	1970		22045	BARRACUDA			
7.5L V8 7456cc 455 CID	1972		22045	3.2L L6 198 CID	1970-1971	Base; non-thermal	21043
JETSTAR I				3.2L L6 3254cc 198 CID	1970-1971	Base, Gran Coupe; non-thermal	21043
7.0L V8 6966cc 425 CID	1965		22045	3.7L L6 225 CID	1970	Base, Gran Coupe; non-thermal	21043
OMEGA				3.7L L6 3687cc 225 CID	1964-1969	Base; non-thermal	21043
3.8L V6 231 CID	1977	non-thermal	21043	3.7L L6 3687cc 225 CID	1970-1971	Base, Gran Coupe; non-thermal	21043
3.8L V6 3800cc 231 CID	1978-1979	non-thermal	21043	3.7L L6 3687cc 225 CID	1972	Base; non-thermal	21043
5.7L V8 350 CID	1973-1974	Base	22045	5.2L V8 318 CID	1968-1969	Base; non-thermal	21043
5.7L V8 350 CID	1975	Base, Salon	22045	5.2L V8 318 CID	1970-1971	Base, Gran Coupe; non-thermal	21043
5.7L V8 350 CID	1976	Base, Brougham, F85, SX	22045	5.2L V8 318 CID	1972-1974	Base; non-thermal	21043
5.7L V8 350 CID	1977	Base, Brougham, Deluxe, F85, SX	22045	5.2L V8 5212cc 318 CID	1966-1969	Base; non-thermal	21043
5.7L V8 350 CID	1978	Base, Brougham, Brougham LS, SX	22045	5.2L V8 5212cc 318 CID	1970-1971	Base, Gran Coupe; non-thermal	21043
5.7L V8 350 CID	1979	Base, Brougham, Brougham LS	22045	5.2L V8 5212cc 318 CID	1972-1974	Base; non-thermal	21043
5.7L V8 5733cc 350 CID	1973-1974	Base	22045	5.6L V8 340 CID	1968-1969	Base; non-thermal	21043
5.7L V8 5737cc 350 CID	1973	Base	22045	5.6L V8 340 CID	1972-1973	Base; non-thermal	21043
STARFIRE				5.6L V8 5572cc 340 CID	1968-1969	Base; non-thermal	21043
2.5L L4 2474cc 151 CID	1980	Base, Firenze, GT, SX; For A/C Belt, non-thermal	21049	5.6L V8 5572cc 340 CID	1970-1971	Base, Gran Coupe; non-thermal	21043
2.5L L4 2474cc 151 CID	1980	Base, Firenze, GT, SX; For A/C Belt, Thermal	22049	5.6L V8 5572cc 340 CID	1972-1973	Base; non-thermal	21043
3.8L V6 231 CID	1975	Base, S; non-thermal	21043	5.9L V8 360 CID	1973-1974	Base; non-thermal	21043
3.8L V6 231 CID	1976	Base, GT, SX; non-thermal	21043	5.9L V8 5917cc 361 CID	1964	Base; non-thermal	21043
3.8L V6 231 CID	1977	Base, Firenze, GT, SX; non-thermal	21043	6.3L V8 383 CID	1967-1969	Base; non-thermal	21043
3.8L V6 3800cc 231 CID	1977-1979	Base, Firenze, GT, SX; non-thermal	21043	6.3L V8 383 CID	1970-1971	Base, Gran Coupe; non-thermal	21043
3.8L V6 3800cc 231 CID	1980	Base, Firenze, GT, SX; Heavy Duty Cooling	22042	6.3L V8 6286cc 383 CID	1967-1969	Base; non-thermal	21043
3.8L V6 3800cc 231 CID	1980	Base, Firenze, GT, SX; Exc.Heavy Duty Cooling	22043	6.3L V8 6286cc 383 CID	1970-1971	Base, Gran Coupe; non-thermal	21043
7.0L V8 6966cc 425 CID	1965-1966		22045	7.2L V8 7211cc 440 CID	1970-1971	Base, Gran Coupe; non-thermal	21043
TORONADO				7.2L V8 7211cc 440 CID	1972	Base; non-thermal	21043
4.1L V6 252 CID	1981	Brougham	22043	BELVEDERE			
4.1L V6 252 CID	1982-1984	Brougham; non-thermal	21049	3.7L L6 225 CID	1970	Base, Satellite; non-thermal	21043
4.1L V6 252 CID	1982-1984	Brougham; Thermal	22049	3.7L L6 3687cc 225 CID	1960-1967	Base; non-thermal	21043
5.0L V8 307 CID	1980-1981	Brougham, XSC; non-thermal	21049	3.7L L6 3687cc 225 CID	1968-1970	Base, Satellite; non-thermal	21043
5.0L V8 307 CID	1980-1981	Brougham, XSC; Thermal	22049	5.2L V8 317 CID	1958-1959	Base; non-thermal	21043
5.0L V8 307 CID	1982-1984	Brougham; non-thermal	21049	5.2L V8 318 CID	1968-1970	Base, Satellite; non-thermal	21043
5.0L V8 307 CID	1982-1984	Brougham; Thermal	22049	5.2L V8 5212cc 318 CID	1958-1967	Base; non-thermal	21043
5.0L V8 307 CID	1985	Brougham, Caliente; non-thermal	21049	5.2L V8 5212cc 318 CID	1968-1970	Base, Satellite; non-thermal	21043
5.0L V8 307 CID	1985	Brougham, Caliente; Thermal	22049	5.9L V8 5917cc 361 CID	1959-1966	Base; non-thermal	21043
5.7L V8 350 CID	1979		22045	6.3L V8 383 CID	1968-1970	Base, Satellite; non-thermal	21043
				6.3L V8 6286cc 383 CID	1960-1967	Base; non-thermal	21043
				6.3L V8 6286cc 383 CID	1968-1970	Base, Satellite; non-thermal	21043
				7.2L V8 7211cc 440 CID	1966-1967	Base; non-thermal	21043
				CONQUEST			
				2.6L L4 2555cc 156 CID	1984-1986	Base	22092
				DUSTER			
				3.2L L6 198 CID	1970-1974	Base; non-thermal	21043
				3.2L L6 3254cc 198 CID	1970-1974	Base; non-thermal	21043
				3.7L L6 225 CID	1970-1972	Base; non-thermal	21043
				3.7L L6 3687cc 225 CID	1970-1974	Base; non-thermal	21043
				3.7L L6 3687cc 225 CID	1975	Base, Custom; non-thermal	21043

Engine	Years	Application Description	USMW	Engine	Years	Application Description	USMW
PLYMOUTH (cont'd.)				PLYMOUTH (cont'd.)			
DUSTER (cont'd.)				GRAN FURY (cont'd.)			
3.7L L6 3687cc 225 CID	1976	Sport; non-thermal	21043	6.6L V8 6555cc 400 CID	1972-1974		22026
5.2L V8 318 CID	1970-1974	Base; non-thermal	21043	6.6L V8 6556cc 400 CID	1972-1974		22026
5.2L V8 318 CID	1975	Base, Custom; non-thermal	21043	7.2L V8 440 CID	1972		22045
5.2L V8 318 CID	1976	Sport; non-thermal	21043	7.2L V8 440 CID	1974-1977		22045
5.2L V8 5212cc 318 CID	1970-1974	Base; non-thermal	21043	7.2L V8 7211cc 440 CID	1972		22045
5.6L V8 340 CID	1970-1973	340; non-thermal	21043	7.2L V8 7211cc 440 CID	1974		22045
5.6L V8 5572cc 340 CID	1970-1973	340, Base; non-thermal	21043	7.2L V8 7212cc 440 CID	1972		22045
5.9L V8 360 CID	1974	360, Base; non-thermal	21043	7.2L V8 7212cc 440 CID	1974		22045
5.9L V8 360 CID	1975	360; non-thermal	21043	GTX			
5.9L V8 360 CID	1976	Sport; non-thermal	21043	7.2L V8 440 CID	1969-1970	non-thermal	21043
FURY				7.2L V8 7211cc 440 CID	1967	non-thermal	21043
3.7L L6 225 CID	1971	Custom; non-thermal	21043	7.2L V8 7211cc 440 CID	1969-1970	non-thermal	21043
3.7L L6 3687cc 225 CID	1961	Base; non-thermal	21043	7.2L V8 7212cc 440 CID	1970	non-thermal	21043
3.7L L6 3687cc 225 CID	1968	Suburban; non-thermal	21043	PB100			
3.7L L6 3687cc 225 CID	1972	Custom Suburban; non-thermal	21043	3.7L L6 3687cc 225 CID	1976-1979	non-thermal	21043
3.7L L6 3687cc 225 CID	1977	Salon; non-thermal	21043	3.7L L6 3687cc 225 CID	1980	Voyager; Exc.Air Cond	22043
5.2L V8 317 CID	1958	Base; non-thermal	21043	3.7L L6 3687cc 225 CID	1980	Voyager; For A/C Belt	22043
5.2L V8 318 CID	1966	Base; non-thermal	21043	5.2L V8 5211cc 318 CID	1976-1979	non-thermal	21043
5.2L V8 318 CID	1968	Sport, Sport Suburban; non-thermal	21043	5.2L V8 5211cc 318 CID	1980	Voyager; Exc.Air Cond	22043
5.2L V8 318 CID	1975	Sport; non-thermal	21043	5.2L V8 5211cc 318 CID	1980	Voyager; For A/C Belt	22045
5.2L V8 318 CID	1978	Sport; non-thermal	21043	5.9L V8 360 CID	1976-1978	non-thermal	21043
5.2L V8 5212cc 318 CID	1958	Base; non-thermal	21043	PB100 VAN			
5.2L V8 5212cc 318 CID	1961	Base; non-thermal	21043	3.7L L6 3687cc 225 CID	1974	non-thermal	21043
5.2L V8 5212cc 318 CID	1972	Suburban; non-thermal	21043	5.2L V8 318 CID	1974	non-thermal	21043
5.2L V8 5212cc 318 CID	1973	Sport Suburban; non-thermal	21043	5.2L V8 5212cc 318 CID	1974	non-thermal	21043
5.9L V8 360 CID	1971	Custom, Sport, Sport Suburban; non-thermal	21043	5.9L V8 360 CID	1974	non-thermal	21043
5.9L V8 360 CID	1973	Custom Suburban; non-thermal	21043	PB150			
5.9L V8 360 CID	1975	Sport; non-thermal	21043	3.7L L6 3687cc 225 CID	1981-1983	Voyager	22043
5.9L V8 360 CID	1976	Suburban; non-thermal	21043	5.2L V8 5211cc 318 CID	1981	Voyager; Exc. A/C	22043
5.9L V8 360 CID	1977	Base, Salon, Sport Suburban; non-thermal	21043	5.2L V8 5211cc 318 CID	1981	Voyager; With A/C	22045
5.9L V8 360 CID	1978	Sport Suburban; non-thermal	21043	5.2L V8 5211cc 318 CID	1983	Voyager	22043
5.9L V8 361 CID	1963	Sport; non-thermal	21043	PB200			
5.9L V8 5917cc 361 CID	1963	Base; non-thermal	21043	3.7L L6 3687cc 225 CID	1976-1978	non-thermal	21043
6.3L V8 383 CID	1968	Sport, VIP; non-thermal	21043	3.7L L6 3687cc 225 CID	1980	Voyager; Exc.Air Cond	22043
6.3L V8 383 CID	1970	Gran Coupe, GT, S-23; non-thermal	21043	3.7L L6 3687cc 225 CID	1980	Voyager; For A/C Belt	22043
6.3L V8 6286cc 383 CID	1963	Base; non-thermal	21043	5.2L V8 5211cc 318 CID	1976-1979	non-thermal	21043
6.3L V8 6286cc 383 CID	1965	Base; non-thermal	21043	5.2L V8 5211cc 318 CID	1980	Voyager; Exc.Air Cond	22043
6.3L V8 6286cc 383 CID	1967	Base; non-thermal	21043	5.2L V8 5211cc 318 CID	1980	Voyager; For A/C Belt	22045
6.3L V8 6286cc 383 CID	1970	Custom Suburban, Sport; non-thermal	21043	5.9L V8 360 CID	1976-1979	non-thermal	21043
6.6L V8 400 CID	1972-1978		22026	5.9L V8 360 CID	1980	Voyager; Exc.Air Cond	22043
6.6L V8 6555cc 400 CID	1972-1974		22026	5.9L V8 360 CID	1980	Voyager; For A/C Belt	22045
6.6L V8 6556cc 400 CID	1972-1974		22026	6.6L V8 400 CID	1976-1978	non-thermal	21043
7.2L V8 440 CID	1969-1975		22045	7.2L V8 440 CID	1976-1978		22045
7.2L V8 440 CID	1970	GT; non-thermal	21043	PB250			
7.2L V8 440 CID	1971	Sport Suburban; non-thermal	21043	3.7L L6 3687cc 225 CID	1981	Voyager; Exc.Air Cond	22043
7.2L V8 440 CID	1977-1978		22045	3.7L L6 3687cc 225 CID	1981	Voyager; For A/C Belt	22043
7.2L V8 7211cc 440 CID	1967	Base; non-thermal	21043	3.7L L6 3687cc 225 CID	1982-1983	Voyager	22043
7.2L V8 7211cc 440 CID	1969-1974		22045	5.2L V8 5211cc 318 CID	1981	Voyager; Exc.Air Cond	22043
7.2L V8 7211cc 440 CID	1970	Custom Suburban, Sport, Suburban; non-thermal	21043	5.2L V8 5211cc 318 CID	1981	Voyager; For A/C Belt	22045
7.2L V8 7211cc 440 CID	1973	Custom Suburban, Suburban; non-thermal	21043	5.9L V8 360 CID	1981	Voyager; Exc.Air Cond	22043
7.2L V8 7212cc 440 CID	1970	Suburban; non-thermal	21043	5.9L V8 360 CID	1981	Voyager; For A/C Belt	22045
7.2L V8 7212cc 440 CID	1970-1974		22045	PB300			
7.2L V8 7212cc 440 CID	1971	Custom Suburban; non-thermal	21043	5.2L V8 5211cc 318 CID	1976-1979	non-thermal	21043
7.2L V8 7212cc 440 CID	1972	Sport Suburban; non-thermal	21043	5.2L V8 5211cc 318 CID	1980	Voyager; Exc.Air Cond	22043
7.2L V8 7212cc 440 CID	1973	Suburban; non-thermal	21043	5.2L V8 5211cc 318 CID	1980	Voyager; For A/C Belt	22045
7.2L V8 7212cc 440 CID	1974	Sport Suburban; non-thermal	21043	5.9L V8 360 CID	1976-1979	non-thermal	21043
GRAN FURY				5.9L V8 360 CID	1980	Voyager; Exc.Air Cond	22043
3.7L L6 3687cc 225 CID	1980	Base, Salon; For A/C Belt	22043	5.9L V8 360 CID	1980	Voyager; For A/C Belt	22045
3.7L L6 3687cc 225 CID	1981-1982	Base; Exc.Air Cond	22043	6.6L V8 400 CID	1976-1978	non-thermal	21043
3.7L L6 3687cc 225 CID	1981-1982	Base; For A/C Belt	22043	7.2L V8 440 CID	1976-1978		22045
3.7L L6 3687cc 225 CID	1983	Base	22043	PB350			
5.2L V8 318 CID	1972-1973	non-thermal	21043	5.2L V8 5211cc 318 CID	1981	Voyager; Exc.Air Cond	22043
5.2L V8 318 CID	1975-1977	non-thermal	21043	5.2L V8 5211cc 318 CID	1981	Voyager; For A/C Belt	22045
5.2L V8 318 CID	1980	Base, Salon; Exc.Air Cond	22043	5.9L V8 360 CID	1981	Voyager; Exc.Air Cond	22043
5.2L V8 318 CID	1980	Base, Salon; Exc.Max Cooling	22043	5.9L V8 360 CID	1981	Voyager; For A/C Belt	22045
5.2L V8 318 CID	1980	Base, Salon; Max Cooling	22045	PLAZA			
5.2L V8 318 CID	1981	Base; Exc.Air Cond	22043	5.2L V8 317 CID	1958	non-thermal	21043
5.2L V8 318 CID	1981	Base; For A/C Belt	22045	5.2L V8 5212cc 318 CID	1958	non-thermal	21043
5.2L V8 318 CID	1982-1983	Base	22043	ROAD RUNNER			
5.2L V8 318 CID	1985-1987	Salon; Exc.Max Cooling	22043	5.2L V8 318 CID	1968	non-thermal	21043
5.2L V8 318 CID	1985-1987	Salon; Max Cooling	22045	5.2L V8 318 CID	1972-1975	non-thermal	21043
5.2L V8 318 CID	1988	Base, Salon; Exc.Max Cooling	22043	5.2L V8 5212cc 318 CID	1968	non-thermal	21043
5.2L V8 318 CID	1988	Base, Salon; Max Cooling	22045	5.2L V8 5212cc 318 CID	1971-1974	non-thermal	21043
5.2L V8 318 CID	1989	Salon; Exc.Max Cooling	22043	5.6L V8 340 CID	1971-1973	non-thermal	21043
5.2L V8 318 CID	1989	Salon; Max Cooling	22045	5.6L V8 5572cc 340 CID	1968	non-thermal	21043
5.2L V8 5211cc 318 CID	1985	Salon; Exc.Max Cooling	22043	5.6L V8 5572cc 340 CID	1971-1973	non-thermal	21043
5.2L V8 5211cc 318 CID	1985	Salon; Max Cooling	22045	5.9L V8 360 CID	1974-1975	non-thermal	21043
5.2L V8 5212cc 318 CID	1972-1974	non-thermal	21043	6.3L V8 383 CID	1968-1971	non-thermal	21043
5.9L V8 360 CID	1972-1977	non-thermal	21043	6.3L V8 6286cc 383 CID	1968-1971	non-thermal	21043
5.9L V8 360 CID	1980	Base, Salon; Exc.Max Cooling	22043	6.6L V8 400 CID	1973		22026
5.9L V8 360 CID	1980	Base, Salon; Max Cooling	22045				
6.6L V8 400 CID	1972-1977		22026				

FAN CLUTCHES

Engine	Years	Application Description	USMW	Engine	Years	Application Description	USMW
PLYMOUTH (cont'd.)				PONTIAC			
ROAD RUNNER (cont'd.)				BONNEVILLE			
6.6L V8 400 CID	1975		22026	3.8L V6 3800cc 231 CID	1980	Base; non-thermal	21049
6.6L V8 6555cc 400 CID	1972-1974		22026	3.8L V6 3800cc 231 CID	1980	Base; For A/C Belt	22043
6.6L V8 6556cc 400 CID	1972-1974		22026	3.8L V6 3800cc 231 CID	1980	Base; Exc.Air Cond, Thermal	22049
7.2L V8 440 CID	1969-1974	non-thermal	21043	3.8L V6 3800cc 231 CID	1981	Base, Brougham; For A/C Belt	22043
7.2L V8 7211cc 440 CID	1969-1974	non-thermal	21043	3.8L V6 3800cc 231 CID	1981	Base, Brougham; Exc.Air Cond, Thermal	22049
7.2L V8 7212cc 440 CID	1970	non-thermal	21043	3.8L V6 3800cc 231 CID	1981-1983	Base, Brougham; non-thermal	21049
7.2L V8 7212cc 440 CID	1972-1974	non-thermal	21043	3.8L V6 3800cc 231 CID	1982-1983	Base, Brougham; Thermal	22049
SAPPORO				3.8L V6 3800cc 231 CID	1984-1986	Base, Brougham, LE; non-thermal	21049
2.6L L4 2555cc 156 CID	1978-1979		22092	3.8L V6 3800cc 231 CID	1984-1986	Base, Brougham, LE; Thermal	22049
2.6L L4 2555cc 156 CID	1980-1983	Base	22092	4.1L V6 252 CID	1982	Base, Brougham; non-thermal	21049
SATELLITE				4.1L V6 252 CID	1982	Base, Brougham; Thermal	22049
3.7L L6 225 CID	1971-1972	non-thermal	21043	4.3L V6 262 CID	1986	Base, Brougham, LE; non-thermal	21049
3.7L L6 3687cc 225 CID	1965-1974	non-thermal	21043	4.3L V6 262 CID	1986	Base, Brougham, LE; Thermal	22049
5.2L V8 318 CID	1968-1974	non-thermal	21043	4.3L V8 265 CID	1980-1981	Base, Brougham	22045
5.2L V8 5212cc 318 CID	1965-1974	non-thermal	21043	4.9L V8 301 CID	1977-1979		22045
5.6L V8 340 CID	1972	non-thermal	21043	4.9L V8 301 CID	1980	Base, Brougham, Safari	22045
5.6L V8 5572cc 340 CID	1968-1973	non-thermal	21043	5.0L V8 305 CID	1983	Base, Brougham; Exc.Air Cond, non-thermal	21049
5.9L V8 360 CID	1971	non-thermal	21043	5.0L V8 305 CID	1983	Base, Brougham; Exc.Heavy Duty Cooling, For A/C Belt, non-thermal	21049
5.9L V8 360 CID	1973-1974	non-thermal	21043	5.0L V8 305 CID	1983	Base, Brougham; For A/C Belt, Heavy Duty Cooling	22045
5.9L V8 5917cc 361 CID	1965-1966	non-thermal	21043	5.0L V8 305 CID	1983	Base, Brougham; Exc.Air Cond, Thermal	22049
6.3L V8 383 CID	1968-1971	non-thermal	21043	5.0L V8 305 CID	1983	Base, Brougham; Exc.Heavy Duty Cooling, For A/C Belt, Thermal	22049
6.3L V8 6286cc 383 CID	1965-1971	non-thermal	21043	5.0L V8 305 CID	1984	Base, Brougham, LE; Exc.Air Cond, non-thermal	21049
6.6L V8 400 CID	1972-1974		22026	5.0L V8 305 CID	1984	Base, Brougham, LE; Exc.Heavy Duty Cooling, For A/C Belt, non-thermal	21049
6.6L V8 6555cc 400 CID	1972-1974		22026	5.0L V8 305 CID	1984	Base, Brougham, LE; For A/C Belt, Heavy Duty Cooling	22045
6.6L V8 6556cc 400 CID	1972-1974		22026	5.0L V8 305 CID	1984	Base, Brougham, LE; Exc.Heavy Duty Cooling, For A/C Belt, Thermal	22049
7.2L V8 440 CID	1974	non-thermal	21043	5.0L V8 305 CID	1984-1986	Base, Brougham, LE; Exc.Air Cond, Thermal	22049
7.2L V8 7211cc 440 CID	1966-1967	non-thermal	21043	5.0L V8 305 CID	1985	Base, Brougham, LE; Exc.Air Cond, non-thermal, Stamped #DA	21049
7.2L V8 7211cc 440 CID	1973-1974	non-thermal	21043	5.0L V8 305 CID	1985	Base, Brougham, LE; For A/C Belt, non-thermal, Stamped #CU,FB,AD,CX	21049
7.2L V8 7212cc 440 CID	1974	non-thermal	21043	5.0L V8 305 CID	1985-1986	Base, Brougham, LE; For A/C Belt, Thermal	22049
SAVOY				5.0L V8 305 CID	1986	Base, Brougham, LE; Exc.Air Cond, non-thermal	21049
3.7L L6 3687cc 225 CID	1960-1964	non-thermal	21043	5.0L V8 305 CID	1986	Base, Brougham, LE; For A/C Belt, non-thermal	21049
5.2L V8 317 CID	1958-1959	non-thermal	21043	5.0L V8 307 CID	1981	Base, Brougham, Safari; non-thermal	21049
5.2L V8 318 CID	1960-1961	non-thermal	21043	5.0L V8 307 CID	1981	Base, Brougham, Safari; Code OM	22045
5.2L V8 5212cc 318 CID	1958-1964	non-thermal	21043	5.0L V8 307 CID	1981	Base, Brougham, Safari; Code OJ,OL, Thermal	22049
5.9L V8 361 CID	1960-1961	non-thermal	21043	5.7L V8 350 CID	1977-1979		22045
5.9L V8 5917cc 361 CID	1959-1964	non-thermal	21043	5.7L V8 350 CID	1980	Base; Exc.Heavy Duty Cooling, non-thermal	21049
6.3L V8 383 CID	1960-1961	non-thermal	21043	5.7L V8 350 CID	1980	Base; non-thermal	21049
6.3L V8 6286cc 383 CID	1960-1964	non-thermal	21043	5.7L V8 350 CID	1980	Base; Heavy Duty Cooling	22045
SCAMP				5.7L V8 350 CID	1980	Base; Exc.Heavy Duty Cooling, Thermal	22049
3.2L L6 198 CID	1971-1974	non-thermal	21043	5.7L V8 350 CID	1980	Base; Thermal	22049
3.2L L6 3254cc 198 CID	1971-1974	non-thermal	21043	5.7L V8 350 CID	1981	Base, Brougham, Safari; Exc.Heavy Duty Cooling, non-thermal	21049
3.7L L6 225 CID	1971	non-thermal	21043	5.7L V8 350 CID	1981	Base, Brougham, Safari; Heavy Duty Cooling	22045
3.7L L6 3687cc 225 CID	1971-1976	non-thermal	21043	5.7L V8 350 CID	1981	Base, Brougham, Safari; Exc.Heavy Duty Cooling, Thermal	22049
5.2L V8 318 CID	1971-1976	non-thermal	21043	5.7L V8 350 CID	1981	Base, Brougham, Safari; Exc.Heavy Duty Cooling	22045
5.2L V8 5212cc 318 CID	1971-1974	non-thermal	21043	5.7L V8 350 CID	1981	Base, Brougham, Safari; Exc.Heavy Duty Cooling, Thermal	22049
TRAILDUSTER				5.7L V8 350 CID	1981	Base, Brougham, Safari; Exc.Heavy Duty Cooling	22045
3.7L L6 3687cc 225 CID	1974-1979	non-thermal	21043	5.7L V8 350 CID	1982-1983	Base, Brougham	22045
3.7L L6 3687cc 225 CID	1980	Base; Exc.Air Cond	22043	5.7L V8 350 CID	1984	Base, Brougham, LE	22045
3.7L L6 3687cc 225 CID	1980	Base; For A/C Belt	22043	5.7L V8 5733cc 350 CID	1971		22045
5.2L V8 318 CID	1974	non-thermal	21043	5.7L V8 5733cc 350 CID	1974		22045
5.2L V8 5211cc 318 CID	1975-1979	non-thermal	21043	6.4L V8 389 CID	1959-1962		22045
5.2L V8 5211cc 318 CID	1980-1981	Base; Exc.Air Cond	22043	6.4L V8 6376cc 389 CID	1959-1966		22045
5.2L V8 5211cc 318 CID	1980-1981	Base; For A/C Belt	22045	6.6L V8 400 CID	1975-1978		22045
5.2L V8 5212cc 318 CID	1974	non-thermal	21043	6.6L V8 403 CID	1977-1979		22045
5.9L V8 360 CID	1974-1979	non-thermal	21043	6.6L V8 6555cc 400 CID	1967-1974		22045
5.9L V8 360 CID	1980-1981	Base; Exc.Air Cond	22043	6.6L V8 6556cc 400 CID	1972-1974		22045
5.9L V8 360 CID	1980-1981	Base; For A/C Belt	22045	6.9L V8 6900cc 421 CID	1963-1966		22045
6.6L V8 400 CID	1977-1978	non-thermal	21043	7.0L V8 428 CID	1968-1969		22045
7.2L V8 440 CID	1974		22045	7.0L V8 7014cc 428 CID	1967-1969		22045
7.2L V8 440 CID	1975-1978		22054	7.5L V8 455 CID	1970-1976		22045
7.2L V8 7211cc 440 CID	1974		22045	7.5L V8 7456cc 455 CID	1970-1974		22045
7.2L V8 7212cc 440 CID	1974		22045	7.5L V8 7457cc 455 CID	1973-1974		22045
VALIANT				CATALINA			
3.2L L6 198 CID	1970-1974	non-thermal	21043	3.8L V6 231 CID	1977	non-thermal	21043
3.2L L6 3254cc 198 CID	1970-1974	non-thermal	21043	3.8L V6 3800cc 231 CID	1977-1979	non-thermal	21043
3.7L L6 225 CID	1970-1972	non-thermal	21043	3.8L V6 3800cc 231 CID	1980-1981	Base; non-thermal, Stamped #TS	21049
3.7L L6 3687cc 225 CID	1962-1976	non-thermal	21043	3.8L V6 3800cc 231 CID	1980-1981	Base; For A/C Belt	22043
5.2L V8 318 CID	1968-1976	non-thermal	21043	3.8L V6 3800cc 231 CID	1980-1981	Base; Exc.Air Cond, Thermal	22049
5.2L V8 5212cc 318 CID	1968-1974	non-thermal	21043	4.3L V8 265 CID	1980-1981	Base	22045
5.9L V8 360 CID	1976	non-thermal	21043	4.9L V8 301 CID	1977-1979		22045
VOLARE				4.9L V8 301 CID	1980	Base, Safari	22045
3.7L L6 3687cc 225 CID	1976-1979		22026				
3.7L L6 3687cc 225 CID	1980	Base	22043				
5.2L V8 318 CID	1976-1979		22026				
5.2L V8 318 CID	1980	Base; Exc.Max Cooling	22043				
5.2L V8 318 CID	1980	Base; Max Cooling	22045				
5.9L V8 360 CID	1976-1979		22026				
5.9L V8 360 CID	1980	Base; Exc.Max Cooling	22043				
5.9L V8 360 CID	1980	Base; Max Cooling	22045				

Engine	Years	Application Description	USMW	Engine	Years	Application Description	USMW
PONTIAC (cont'd.)				PONTIAC (cont'd.)			
CATALINA (cont'd.)				GRAND AM			
5.0L V8 307 CID	1981	Base, Safari; non-thermal, Stamped #OJ,OL	21049	3.8L V6 3800cc 231 CID	1979	non-thermal	21043
5.0L V8 307 CID	1981	Base, Safari; Code OM	22045	4.9L V8 301 CID	1978-1979		22045
5.0L V8 307 CID	1981	Base, Safari; Code OJ,OL, Thermal	22049	4.9L V8 301 CID	1980	Base	22045
5.7L V8 350 CID	1976-1979		22045	5.0L V8 305 CID	1978-1979		22045
5.7L V8 350 CID	1980	Base; Exc.Heavy Duty Cooling, non-thermal	21049	5.0L V8 305 CID	1980	Base; Exc.Heavy Duty Cooling	22045
5.7L V8 350 CID	1980	Base; non-thermal	21049	5.0L V8 305 CID	1980	Base; Heavy Duty Cooling	22045
5.7L V8 350 CID	1980	Base; Heavy Duty Cooling	22045	5.7L V8 350 CID	1975		22045
5.7L V8 350 CID	1980	Base; Exc.Heavy Duty Cooling, Thermal	22049	5.7L V8 5733cc 350 CID	1973-1974		22045
5.7L V8 350 CID	1980	Base; Thermal	22049	5.7L V8 5737cc 350 CID	1973		22045
5.7L V8 350 CID	1981	Base, Safari; Exc.Heavy Duty Cooling, non-thermal	21049	6.6L V8 400 CID	1975		22045
5.7L V8 350 CID	1981	Base, Safari; Heavy Duty Cooling	22045	6.6L V8 6555cc 400 CID	1973-1974		22045
5.7L V8 350 CID	1981	Base, Safari; Exc.Heavy Duty Cooling, Thermal	22049	6.6L V8 6556cc 400 CID	1974		22045
5.7L V8 5733cc 350 CID	1970-1974		22045	7.5L V8 455 CID	1973-1975		22045
5.7L V8 5737cc 350 CID	1972-1973		22045	7.5L V8 7456cc 455 CID	1973-1974		22045
6.4L V8 6376cc 389 CID	1959-1966		22045	7.5L V8 7457cc 455 CID	1974		22045
6.6L V8 400 CID	1975-1978		22045	GRAND LEMANS			
6.6L V8 403 CID	1977-1979		22045	3.8L V6 229 CID	1980	non-thermal	21043
6.6L V8 6555cc 400 CID	1967-1974		22045	3.8L V6 229 CID	1980	Base, Safari; For A/C Belt, non-thermal	21049
6.6L V8 6556cc 400 CID	1972-1974		22045	3.8L V6 229 CID	1980	Base, Safari; Exc.Air Cond	22043
6.9L V8 6900cc 421 CID	1961-1966		22045	3.8L V6 229 CID	1980	Base, Safari; For A/C Belt, Thermal	22049
7.0L V8 428 CID	1968-1969		22045	3.8L V6 231 CID	1977	non-thermal	21043
7.0L V8 7014cc 428 CID	1967-1969		22045	3.8L V6 231 CID	1979	non-thermal	21043
7.5L V8 455 CID	1970-1976		22045	3.8L V6 3800cc 231 CID	1978-1980	non-thermal	21043
7.5L V8 7456cc 455 CID	1970-1974		22045	3.8L V6 3800cc 231 CID	1980-1981	Base, Safari; non-thermal, Stamped #TS	21049
7.5L V8 7457cc 455 CID	1972-1974		22045	3.8L V6 3800cc 231 CID	1980-1981	Base, Safari; For A/C Belt	22043
EXECUTIVE				3.8L V6 3800cc 231 CID	1980-1981	Base, Safari; Exc.Air Cond, Thermal	22049
7.0L V8 7014cc 428 CID	1967-1969		22045	4.3L V8 260 CID	1976	non-thermal	21043
7.5L V8 7456cc 455 CID	1970		22045	4.3L V8 265 CID	1980	non-thermal	21043
FIREBIRD				4.3L V8 265 CID	1980-1981	Base, Safari	22045
2.5L L4 2474cc 151 CID	1982-1983	Base, S/E; For A/C Belt, non-thermal	21049	4.9L V8 301 CID	1977	non-thermal	21043
2.5L L4 2474cc 151 CID	1982-1983	Base, S/E; For A/C Belt, Thermal	22049	4.9L V8 301 CID	1979-1980	non-thermal	21043
2.5L L4 2474cc 151 CID	1984	Base, S/E; non-thermal	21049	4.9L V8 301 CID	1980	Base, Safari	22045
2.5L L4 2474cc 151 CID	1984	Base, S/E; Thermal	22049	4.9L V8 301 CID	1981	Safari; Code FC	22026
2.5L L4 2474cc 151 CID	1985-1986	Base; For A/C Belt, non-thermal	21049	4.9L V8 301 CID	1981	Safari; Code PD	22045
2.5L L4 2474cc 151 CID	1985-1986	Base; For A/C Belt, Thermal	22049	5.0L V8 305 CID	1977	non-thermal	21043
2.8L V6 173 CID	1982-1984	Base, S/E; non-thermal	21049	5.0L V8 305 CID	1979-1980	non-thermal	21043
2.8L V6 173 CID	1982-1984	Base, S/E; Thermal	22049	5.0L V8 305 CID	1980	Base, Safari; Exc.Heavy Duty Cooling	22045
3.8L V6 231 CID	1977	non-thermal	21043	5.0L V8 305 CID	1980	Base, Safari; Heavy Duty Cooling	22045
3.8L V6 3800cc 231 CID	1978-1979	non-thermal	21043	5.7L V8 350 CID	1975-1979	non-thermal	21043
3.8L V6 3800cc 231 CID	1980	Base, Esprit; Exc.Air Cond	22043	6.6L V8 400 CID	1975	Base, Safari	22045
3.8L V6 3800cc 231 CID	1980	Base, Esprit; For A/C Belt	22043	6.6L V8 400 CID	1976	Base	22045
3.8L V6 3800cc 231 CID	1981	Base, Esprit, Formula; Exc.Air Cond	22043	6.6L V8 400 CID	1977	Base, Safari	22045
3.8L V6 3800cc 231 CID	1981	Base, Esprit, Formula; For A/C Belt	22043	6.6L V8 403 CID	1977	Base, Safari	22045
4.3L V8 265 CID	1981	Base, Esprit, Formula	22045	GRAND PRIX			
4.9L V8 301 CID	1977		22045	3.8L V6 231 CID	1979	non-thermal	21043
4.9L V8 301 CID	1979		22045	3.8L V6 3800cc 231 CID	1978-1979	non-thermal	21043
4.9L V8 301 CID	1980	Base, Esprit; Code PD	22045	3.8L V6 3800cc 231 CID	1980	Base, LJ; non-thermal, Stamped #TS	21049
4.9L V8 301 CID	1980	Formula, Trans Am; Naturally Aspirated; Code PD	22045	3.8L V6 3800cc 231 CID	1980	Base, LJ; For A/C Belt	22043
4.9L V8 301 CID	1980-1981	Base, Esprit; non-thermal, Stamped #FC	21049	3.8L V6 3800cc 231 CID	1980	Base, LJ; Exc.Air Cond, Thermal	22049
4.9L V8 301 CID	1980-1981	Formula, Trans Am; Naturally Aspirated; non-thermal, Stamped #FC	21049	3.8L V6 3800cc 231 CID	1981	Base, Brougham, LJ; non-thermal, Stamped #TS	21049
4.9L V8 301 CID	1980-1981	Base, Esprit; Code PN	22043	3.8L V6 3800cc 231 CID	1981	Base, Brougham, LJ; For A/C Belt	22043
4.9L V8 301 CID	1980-1981	Formula, Trans Am; Naturally Aspirated; Code PN	22043	3.8L V6 3800cc 231 CID	1981	Base, Brougham, LJ; Exc.Air Cond, Thermal	22049
4.9L V8 301 CID	1980-1981	Base, Esprit; Code CU,FB	22045	3.8L V6 3800cc 231 CID	1982-1983	Base, Brougham, LJ; non-thermal	21049
4.9L V8 301 CID	1980-1981	Formula, Trans Am; Naturally Aspirated; Code CU,FB	22045	3.8L V6 3800cc 231 CID	1982-1983	Base, Brougham, LJ; Thermal	22049
4.9L V8 301 CID	1980-1981	Formula, Trans Am; Turbocharged	22045	3.8L V6 3800cc 231 CID	1984-1985	Base, Brougham, LE; non-thermal	21049
4.9L V8 301 CID	1980-1981	Base, Esprit; Code FC, Thermal	22049	3.8L V6 3800cc 231 CID	1984-1987	Base, Brougham, LE; Thermal	22049
4.9L V8 301 CID	1980-1981	Formula, Trans Am; Naturally Aspirated; Code FC, Thermal	22049	3.8L V6 3800cc 231 CID	1986	Base, Brougham; non-thermal	21049
5.0L V8 305 CID	1977-1979		22045	3.8L V6 3800cc 231 CID	1986	LE; non-thermal, Stamped #TT,TU	21049
5.0L V8 305 CID	1980	Base, Esprit, Formula, Trans Am; non-thermal, Stamped #CB	21049	3.8L V6 3800cc 231 CID	1987	Base, Brougham, LE; non-thermal	21049
5.0L V8 305 CID	1980	Base, Esprit, Formula, Trans Am; Code CY	22045	4.1L V6 252 CID	1982	Base, Brougham, LJ; non-thermal	21049
5.0L V8 305 CID	1980	Base, Esprit, Formula, Trans Am; Code CB, Thermal	22049	4.1L V6 252 CID	1982	Base, Brougham, LJ; Thermal	22049
5.0L V8 305 CID	1982-1983	Base, S/E, Trans Am	22045	4.3L V6 262 CID	1986-1987	Base, Brougham, LE; non-thermal	21049
5.0L V8 305 CID	1984	Base, S/E	22045	4.3L V6 262 CID	1986-1987	Base, Brougham, LE; Thermal	22049
5.0L V8 305 CID	1985	Base, S/E, Trans Am	22045	4.3L V8 265 CID	1980	Base, LJ	22045
5.7L V8 350 CID	1968-1969		22045	4.3L V8 265 CID	1981	Base, Brougham, LJ	22045
5.7L V8 350 CID	1975-1979		22045	4.9L V8 301 CID	1977-1979		22045
5.7L V8 5733cc 350 CID	1968-1974		22045	4.9L V8 301 CID	1980	Base, LJ, SJ	22045
5.7L V8 5737cc 350 CID	1972-1974		22045	5.0L V8 305 CID	1978-1979		22045
6.6L V8 400 CID	1967-1969		22045	5.0L V8 305 CID	1980	Base, LJ, SJ; Exc.Heavy Duty Cooling	22045
6.6L V8 400 CID	1975-1979		22045	5.0L V8 305 CID	1980	Base, LJ, SJ; Heavy Duty Cooling	22045
6.6L V8 403 CID	1977-1979		22045	5.0L V8 305 CID	1983	Base, Brougham, LJ	22042
6.6L V8 6555cc 400 CID	1967-1974		22045	5.0L V8 305 CID	1984	Base, Brougham, LE	22042
				5.0L V8 305 CID	1985-1987	Base, Brougham, LE; Exc.Air Cond, non-thermal	21049
				5.0L V8 305 CID	1985-1987	Base, Brougham, LE; For A/C Belt, non-thermal	21049
				5.0L V8 305 CID	1985-1987	Base, Brougham, LE; Exc.Air Cond, Thermal	22049
				5.0L V8 305 CID	1985-1987	Base, Brougham, LE; For A/C Belt, Thermal	22049
				5.7L V8 350 CID	1976-1977		22045
				5.7L V8 350 CID	1981-1983	Base, Brougham, LJ; Exc.Heavy Duty Cooling, non-thermal	21049

Engine	Years	Application Description	USMW	Engine	Years	Application Description	USMW
PONTIAC (cont'd.)				PONTIAC (cont'd.)			
GRAND PRIX (cont'd.)				PARISIENNE (cont'd.)			
5.7L V8 350 CID	1981-1983	Base, Brougham, LJ; Heavy Duty Cooling	22045	4.3L V6 262 CID	1986	Base, Brougham; Exc.Air Cond, non-thermal, Stamped #DA	21049
5.7L V8 350 CID	1981-1983	Base, Brougham, LJ; Exc.Heavy Duty Cooling, Thermal	22049	4.3L V6 262 CID	1986	Base, Brougham; Exc.Heavy Duty Cooling, For A/C Belt, non-thermal, Stamped #CU,FB,AD,CX	21049
5.7L V8 350 CID	1984	Base, Brougham, LE; Exc.Heavy Duty Cooling, non-thermal	21049	4.3L V6 262 CID	1986	Base, Brougham; For A/C Belt, Heavy Duty Cooling, non-thermal, Stamped #CB	21049
5.7L V8 350 CID	1984	Base, Brougham, LE; Heavy Duty Cooling	22045	4.3L V6 262 CID	1986	Base, Brougham; Code CM,FC,KC, For A/C Belt, Heavy Duty Cooling	22045
5.7L V8 350 CID	1984	Base, Brougham, LE; Exc.Heavy Duty Cooling, Thermal	22049	4.3L V6 262 CID	1986	Base, Brougham; Code CB, For A/C Belt, Heavy Duty Cooling, Thermal	22049
6.4L V8 6376cc 389 CID	1962-1966		22045	4.3L V6 262 CID	1986	Base, Brougham; Exc.Heavy Duty Cooling, For A/C Belt, Thermal	22049
6.6L V8 400 CID	1975-1977		22045	4.3L V6 262 CID	1986	Base, Brougham; Exc.Heavy Duty Cooling, For A/C Belt, Thermal	22049
6.6L V8 403 CID	1977		22045	5.0L V8 305 CID	1983-1984	Base, Brougham; Exc.Heavy Duty Cooling, For A/C Belt, non-thermal	21049
6.6L V8 6555cc 400 CID	1967-1974		22045	5.0L V8 305 CID	1983-1984	Base, Brougham; For A/C Belt, Heavy Duty Cooling	22045
6.6L V8 6556cc 400 CID	1972-1974		22045	5.0L V8 305 CID	1983-1984	Base, Brougham; Exc.Heavy Duty Cooling, For A/C Belt, Thermal	22049
6.9L V8 6900cc 421 CID	1963-1966		22045	5.0L V8 305 CID	1983-1985	Base, Brougham; Exc.Air Cond, non-thermal	21049
7.0L V8 428 CID	1968-1969		22045	5.0L V8 305 CID	1983-1986	Base, Brougham; Exc.Air Cond, Thermal	22049
7.0L V8 7014cc 428 CID	1967-1969		22045	5.0L V8 305 CID	1985	Base, Brougham; For A/C Belt, non-thermal, Stamped #CU,FB,AD,CX	21049
7.5L V8 455 CID	1970-1976		22045	5.0L V8 305 CID	1985	Base, Brougham; Code CY, For A/C Belt	22045
7.5L V8 7456cc 455 CID	1970-1974		22045	5.0L V8 305 CID	1985	Base, Brougham; Code AD,CU,CX,FB, For A/C Belt, Thermal	22049
7.5L V8 7457cc 455 CID	1973		22045	5.0L V8 305 CID	1986	Base, Brougham; Exc.Air Cond, non-thermal, Stamped #DA	21049
GRAND SAFARI				5.0L V8 305 CID	1986	Base, Brougham; Exc.Heavy Duty Cooling, For A/C Belt, non-thermal, Stamped #CU,FB,AD,CX	21049
4.9L V8 301 CID	1977	non-thermal	21043	5.0L V8 305 CID	1986	Base, Brougham; For A/C Belt, Heavy Duty Cooling	22045
5.7L V8 350 CID	1977	non-thermal	21043	5.0L V8 305 CID	1986	Base, Brougham; Exc.Heavy Duty Cooling, For A/C Belt, Thermal	22049
6.6L V8 400 CID	1976-1978		22045	5.0L V8 307 CID	1986	Base, Brougham; non-thermal, Stamped #OS	21049
6.6L V8 403 CID	1977-1978		22045	5.0L V8 307 CID	1986	Base, Brougham; Thermal	22049
7.5L V8 455 CID	1971-1976		22045	5.7L V8 350 CID	1983-1984	Base, Brougham; Exc.Heavy Duty Cooling, non-thermal	21049
7.5L V8 7456cc 455 CID	1971-1974		22045	5.7L V8 350 CID	1983-1985	Base, Brougham; Heavy Duty Cooling	22045
7.5L V8 7457cc 455 CID	1972-1974		22045	5.7L V8 350 CID	1983-1985	Base, Brougham; Exc.Heavy Duty Cooling, Thermal	22049
GTO				5.7L V8 350 CID	1985	Base, Brougham; Exc.Heavy Duty Cooling, non-thermal, Stamped #OJ,OL	21049
6.4L V8 6376cc 389 CID	1964-1966		22045	7.5L V8 455 CID	1976		22045
6.6L V8 400 CID	1970		22045	7.5L V8 7456cc 455 CID	1970-1974		22045
6.6L V8 6555cc 400 CID	1967-1973		22045	PHOENIX			
7.5L V8 455 CID	1970-1973		22045	3.8L V6 231 CID	1977	non-thermal	21043
7.5L V8 7456cc 455 CID	1970-1973		22045	3.8L V6 3800cc 231 CID	1978-1979	non-thermal	21043
LAURENTIAN				SAFARI			
7.5L V8 455 CID	1976		22045	5.0L V8 307 CID	1987-1989	Base; non-thermal, Stamped #OS	21049
7.5L V8 7456cc 455 CID	1971-1974		22045	5.0L V8 307 CID	1987-1989	Base; Thermal	22049
LEMANS				STAR CHIEF			
3.8L V6 229 CID	1980	non-thermal	21043	6.4L V8 6376cc 389 CID	1959-1966		22045
3.8L V6 229 CID	1980	Base, Safari; For A/C Belt, non-thermal	21049	6.9L V8 6900cc 421 CID	1963-1966		22045
3.8L V6 229 CID	1980	Base, Safari; Exc.Air Cond	22043	SUNBIRD			
3.8L V6 229 CID	1980	Base, Safari; For A/C Belt, Thermal	22049	2.5L L4 2474cc 151 CID	1980	Base; For A/C Belt, non-thermal	21049
3.8L V6 231 CID	1977	non-thermal	21043	2.5L L4 2474cc 151 CID	1980	Base; For A/C Belt, Thermal	22049
3.8L V6 231 CID	1979	non-thermal	21043	3.8L V6 231 CID	1976-1977		22042
3.8L V6 3800cc 231 CID	1978-1980	non-thermal	21043	3.8L V6 3800cc 231 CID	1977-1979		22042
3.8L V6 3800cc 231 CID	1980-1981	Base, Safari; non-thermal, Stamped #TS	21049	3.8L V6 3800cc 231 CID	1980	Base; Heavy Duty Cooling	22042
3.8L V6 3800cc 231 CID	1980-1981	Base, Safari; For A/C Belt	22043	3.8L V6 3800cc 231 CID	1980	Base; Exc.Heavy Duty Cooling	22043
3.8L V6 3800cc 231 CID	1980-1981	Base, Safari; Exc.Air Cond, Thermal	22049	T1000			
4.1L L6 250 CID	1968-1976		22045	1.6L L4 98 CID	1981-1987	Base	22013
4.1L L6 4097cc 250 CID	1968-1974		22045	TEMPEST			
4.1L L6 4098cc 250 CID	1968-1974		22045	5.7L V8 5733cc 350 CID	1968-1970		22045
4.3L V8 260 CID	1976	non-thermal	21043	6.4L V8 6376cc 389 CID	1961		22045
4.3L V8 265 CID	1980-1981	Base, Safari	22045	6.6L V8 6555cc 400 CID	1968-1970		22045
4.9L V8 301 CID	1977		22045	VENTURA			
4.9L V8 301 CID	1979		22045	3.8L V6 231 CID	1977	non-thermal	21043
4.9L V8 301 CID	1980	Base, Safari	22045	4.3L V8 260 CID	1975	Base, Custom, S, SJ	22045
4.9L V8 301 CID	1981	Safari; Code FC	22026	4.3L V8 260 CID	1976	Base, SJ	22045
4.9L V8 301 CID	1981	Safari; Code PD	22045	4.9L V8 301 CID	1977		22045
5.0L V8 305 CID	1977-1979		22045	5.0L V8 305 CID	1977		22045
5.0L V8 305 CID	1980	Base, Safari; Exc.Heavy Duty Cooling	22045	5.0L V8 5031cc 307 CID	1971-1973		22045
5.0L V8 305 CID	1980	Base, Safari; Heavy Duty Cooling	22045	5.7L V8 350 CID	1975-1977		22045
5.7L V8 350 CID	1972-1979		22045	5.7L V8 5733cc 350 CID	1971-1974		22045
5.7L V8 5733cc 350 CID	1968-1974		22045	5.7L V8 5737cc 350 CID	1972-1974		22045
5.7L V8 5737cc 350 CID	1972-1974		22045	6.9L V8 6900cc 421 CID	1961		22045
6.6L V8 400 CID	1972		22045	PARISIENNE			
6.6L V8 400 CID	1974-1977		22045	3.8L V6 3800cc 231 CID	1984	Base, Brougham; non-thermal	21049
6.6L V8 403 CID	1977		22045	3.8L V6 3800cc 231 CID	1984	Base, Brougham; Thermal	22049
6.6L V8 6555cc 400 CID	1968-1971		22045	4.3L V6 262 CID	1985	Base, Brougham; Exc.Air Cond, non-thermal	21049
7.5L V8 455 CID	1970-1974		22045	4.3L V6 262 CID	1985	Base, Brougham; Exc.Heavy Duty Cooling, For A/C Belt	22045
7.5L V8 455 CID	1976		22045	4.3L V6 262 CID	1985	Base, Brougham; For A/C Belt, Heavy Duty Cooling	22045
7.5L V8 7456cc 455 CID	1970-1974		22045	4.3L V6 262 CID	1985-1986	Base, Brougham; Exc.Air Cond, Thermal	22049
7.5L V8 7457cc 455 CID	1972-1973		22045				



FAN CLUTCH APPLICATION GUIDE



Engine	Years	Application Description	USMW	Engine	Years	Application Description	USMW
RAM				RAM (cont'd.)			
1500				3500 (cont'd.)			
3.0L V6 2987cc 182 CID	2014	Big Horn, Laramie, Laramie Limited, Laramie Longhorn, Lone Star, Outdoorsman, SLT, Tradesman	22059	6.7L L6 408 CID	2017	Big Horn, Laramie, Laramie Longhorn, Limited, Lone Star, SLT, Tradesman	22347
3.0L V6 2987cc 182 CID	2015	Big Horn, Laramie, Laramie Limited, Laramie Longhorn, Limited, Lone Star, Outdoorsman, SLT, Tradesman	22059	4500			
4.7L V8 287 CID	2011	SLT, ST	22150	6.4L V8 6424cc 392 CID	2014-2016	Laramie, SLT, Tradesman	22035
4.7L V8 287 CID	2012	SLT, ST, Tradesman	22150	6.4L V8 6424cc 392 CID	2017	Base	22035
4.7L V8 287 CID	2013	SLT, Tradesman	22150	6.7L L6 408 CID	2014	Laramie, Medium/Heavy Duty	22347
5.7L V8 345 CID	2011	Laramie, Laramie Longhorn, SLT, Sport, ST, Tradesman	22059	6.7L L6 408 CID	2014	Medium/Heavy Duty, SLT	22347
5.7L V8 345 CID	2012	Big Horn, Express, Laramie, Laramie Longhorn, Outdoorsman, SLT, Sport, ST, Tradesman, Tradesman HD	22059	6.7L L6 408 CID	2014	Medium/Heavy Duty, Tradesman	22347
5.7L V8 345 CID	2013	Big Horn, Express, Laramie, Laramie Longhorn, R/T, SLT, Sport, Tradesman	22059	6.7L L6 408 CID	2014-2016	Laramie, SLT, Tradesman	22347
5.7L V8 345 CID	2014	Big Horn, Express, Laramie, Laramie Limited, Laramie Longhorn, Lone Star, Outdoorsman, SLT, Special Service, Sport, Tradesman	22059	6.7L L6 408 CID	2017	Base	22347
5.7L V8 345 CID	2015	Big Horn, Express, Laramie, Laramie Limited, Laramie Longhorn, Limited, Lone Star, Outdoorsman, Rebel, SLT, Special Service, Sport, Tradesman	22059	5500			
5.7L V8 345 CID	2016	Big Horn, Express, Laramie, Laramie Longhorn, Limited, Lone Star, Outdoorsman, Rebel, SLT, Special Service, Sport, Tradesman	22059	6.4L V8 6424cc 392 CID	2014-2016	Laramie, SLT, Tradesman	22035
5.7L V8 345 CID	2017	Big Horn, Express, Laramie, Laramie Longhorn, Limited, Lone Star, Rebel, SLT, Special Service, Sport, Tradesman	22059	6.4L V8 6424cc 392 CID	2017	Base	22035
2500				6.7L L6 408 CID	2014	Laramie, Medium/Heavy Duty	22347
5.7L V8 345 CID	2011	Laramie, Laramie Longhorn, Power Wagon, SLT, ST	22059	6.7L L6 408 CID	2014	Medium/Heavy Duty, SLT	22347
5.7L V8 345 CID	2012	Laramie, Laramie Longhorn, Outdoorsman, Power Wagon, SLT, ST	22059	6.7L L6 408 CID	2014	Medium/Heavy Duty, Tradesman	22347
5.7L V8 345 CID	2013	Big Horn, Laramie, Laramie Longhorn, Lone Star, Outdoorsman, Power Wagon, SLT, ST, Tradesman	22059	6.7L L6 408 CID	2014-2016	Laramie, SLT, Tradesman	22347
5.7L V8 345 CID	2014-2015	Big Horn, Laramie, Laramie Limited, Laramie Longhorn, Lone Star, Outdoorsman, SLT, Tradesman	22059	6.7L L6 408 CID	2017	Base	22347
5.7L V8 345 CID	2016	Big Horn, Laramie, Laramie Longhorn, Limited, Outdoorsman, SLT, Tradesman	22059	DAKOTA			
5.7L V8 345 CID	2017	Big Horn, Laramie, Laramie Longhorn, Limited, SLT, Tradesman	22059	3.7L V6 226 CID	2011	Big Horn, Laramie, SLT, ST	22170
6.4L V8 6424cc 392 CID	2014-2015	Big Horn, Laramie, Laramie Limited, Laramie Longhorn, Lone Star, Outdoorsman, Power Wagon, SLT, Tradesman	22035	4.7L V8 287 CID	2011	Big Horn, Laramie, SLT, TRX4	22170
6.4L V8 6424cc 392 CID	2016	Big Horn, Laramie, Laramie Longhorn, Limited, Outdoorsman, Power Wagon, SLT, Tradesman	22035	SAAB			
6.4L V8 6424cc 392 CID	2017	Big Horn, Laramie, Laramie Longhorn, Limited, Power Wagon, SLT, Tradesman	22035	9-7X			
6.7L L6 408 CID	2011	Laramie, Laramie Longhorn, SLT, ST	22345	4.2L L6 256 CID	2005	Linear	22310
6.7L L6 408 CID	2012	Laramie, Laramie Longhorn, Outdoorsman, SLT, ST	22345	4.2L L6 256 CID	2006-2007	4.2i	22310
6.7L L6 408 CID	2013	Big Horn, Laramie, Laramie Longhorn, Lone Star, Outdoorsman, SLT, ST, Tradesman	22347	4.2L L6 256 CID	2008-2009	4.2i	22627
6.7L L6 408 CID	2014-2015	Big Horn, Laramie, Laramie Limited, Laramie Longhorn, Lone Star, Outdoorsman, SLT, Tradesman	22347	5.3L V8 5328cc 325 CID	2005	Arc	22310
6.7L L6 408 CID	2016	Big Horn, Laramie, Laramie Longhorn, Limited, Outdoorsman, SLT, Tradesman	22347	5.3L V8 5328cc 325 CID	2006-2007	5.3i	22310
6.7L L6 408 CID	2017	Big Horn, Laramie, Laramie Longhorn, Limited, Outdoorsman, SLT, Tradesman	22347	5.3L V8 5328cc 325 CID	2008-2009	5.3i	22627
6.7L L6 408 CID	2017	Big Horn, Laramie, Laramie Longhorn, Limited, SLT, Tradesman	22347	6.0L V8 5967cc 364 CID	2008-2009	Aero	22627
3500				SUBARU			
5.7L V8 345 CID	2011-2012	Laramie, SLT, ST	22059	DL			
5.7L V8 345 CID	2013	Big Horn, Laramie, Laramie Longhorn, Lone Star, SLT, ST, Tradesman	22059	1.8L H4 1781cc	1985-1989	Base	22405
5.7L V8 345 CID	2014-2015	Big Horn, Laramie, Laramie Limited, Laramie Longhorn, Lone Star, SLT, Tradesman	22059	GL			
5.7L V8 345 CID	2016	Big Horn, Laramie, Laramie Longhorn, Limited, SLT, Tradesman	22059	1.8L H4 1781cc	1985-1986	Base, Turbo	22405
5.7L V8 345 CID	2017	Big Horn, Laramie, Laramie Longhorn, Limited, Lone Star, SLT, Tradesman	22059	1.8L H4 1781cc	1987	Base	22405
6.4L V8 6424cc 392 CID	2014-2015	Big Horn, Laramie, Laramie Longhorn, Lone Star, Outdoorsman, SLT, Tradesman	22035	1.8L H4 1781cc	1988-1989	Base, Turbo	22405
6.4L V8 6424cc 392 CID	2016	Big Horn, Laramie, Laramie Longhorn, Limited, Outdoorsman, Power Wagon, SLT, Tradesman	22035	GL-10			
6.4L V8 6424cc 392 CID	2017	Big Horn, Laramie, Laramie Longhorn, Limited, Power Wagon, SLT, Tradesman	22035	1.8L H4 1781cc	1985	Base	22405
6.7L L6 408 CID	2011	Laramie, Laramie Longhorn, SLT, ST	22345	1.8L H4 1781cc	1986-1989	Base, Turbo	22405
6.7L L6 408 CID	2012	Laramie, Laramie Longhorn, Outdoorsman, SLT, ST	22345	LOYALE			
6.7L L6 408 CID	2013	Big Horn, Laramie, Laramie Longhorn, Lone Star, Outdoorsman, SLT, ST, Tradesman	22347	1.8L H4 1781cc	1990	RS Turbo, Turbo	22405
6.7L L6 408 CID	2014-2015	Big Horn, Laramie, Laramie Limited, Laramie Longhorn, Lone Star, Outdoorsman, SLT, Tradesman	22347	1.8L H4 1781cc	1991-1994	Base	22405
6.7L L6 408 CID	2016	Big Horn, Laramie, Laramie Longhorn, Limited, Outdoorsman, SLT, Tradesman	22347	RX			
6.7L L6 408 CID	2017	Big Horn, Laramie, Laramie Longhorn, Limited, SLT, Tradesman	22347	1.8L H4 1781cc	1986-1989	Turbo	22405
3500				XT			
5.7L V8 345 CID	2011-2012	Laramie, SLT, ST	22059	1.8L H4 1781cc	1985	DL, GL, GL-10 Turbo	22406
5.7L V8 345 CID	2013	Big Horn, Laramie, Laramie Longhorn, Lone Star, SLT, ST, Tradesman	22059	1.8L H4 1781cc	1986	DL, GL, GL-10 Turbo; From 05/1986	22405
5.7L V8 345 CID	2014-2015	Big Horn, Laramie, Laramie Limited, Laramie Longhorn, Lone Star, SLT, Tradesman	22059	1.8L H4 1781cc	1986	DL, GL, GL-10 Turbo; To 04/1986	22406
5.7L V8 345 CID	2016	Big Horn, Laramie, Laramie Longhorn, Limited, SLT, Tradesman	22059	1.8L H4 1781cc	1987	DL, GL, GL-10, GL-10 Turbo; From 05/1986	22405
5.7L V8 345 CID	2017	Big Horn, Laramie, Laramie Longhorn, Limited, Lone Star, SLT, Tradesman	22059	1.8L H4 1781cc	1987	DL, GL, GL-10, GL-10 Turbo; To 04/1986	22406
6.4L V8 6424cc 392 CID	2014-2015	Big Horn, Laramie, Laramie Longhorn, Lone Star, SLT, Tradesman	22035	1.8L H4 1781cc	1988	DL, GL	22405
6.4L V8 6424cc 392 CID	2016	Big Horn, Laramie, Laramie Longhorn, Limited, SLT, Tradesman	22035	1.8L H4 1781cc	1989-1991	GL	22405
6.4L V8 6424cc 392 CID	2017	Big Horn, Laramie, Laramie Longhorn, Limited, Lone Star, SLT, Tradesman	22035	2.7L H6 2672cc	1988	XT6	22405
6.7L L6 408 CID	2011-2012	Laramie, Laramie Longhorn, SLT, ST	22345	SUZUKI			
6.7L L6 408 CID	2013	Big Horn, Laramie, Laramie Longhorn, Lone Star, SLT, ST, Tradesman	22347	EQUATOR			
6.7L L6 408 CID	2014-2015	Big Horn, Laramie, Laramie Limited, Laramie Longhorn, Lone Star, SLT, Tradesman	22347	2.5L L4 2488cc 152 CID	2009-2012	Base, Premium	22182
6.7L L6 408 CID	2016	Big Horn, Laramie, Laramie Longhorn, Limited, Outdoorsman, SLT, Tradesman	22347	4.0L V6 3954cc	2009	Base, RMZ-4, Sport	22182
6.7L L6 408 CID	2017	Big Horn, Laramie, Laramie Longhorn, Limited, Outdoorsman, SLT, Tradesman	22347	4.0L V6 3954cc	2010-2012	RMZ-4, Sport	22182
6.7L L6 408 CID	2016	Big Horn, Laramie, Laramie Longhorn, Limited, SLT, Tradesman	22347	GRAND VITARA			
6.7L L6 408 CID	2011-2012	Laramie, Laramie Longhorn, SLT, ST	22345	2.5L V6 2500cc	1999	JLX, JLX Plus, JS, JS Plus	22033
6.7L L6 408 CID	2013	Big Horn, Laramie, Laramie Longhorn, Lone Star, SLT, ST, Tradesman	22347	2.5L V6 2500cc	2000	JLS, JLS Plus, JLX, JLX Plus, Limited	22033
6.7L L6 408 CID	2014-2015	Big Horn, Laramie, Laramie Limited, Laramie Longhorn, Lone Star, SLT, Tradesman	22347	2.5L V6 2500cc	2001	JLS, JLS Plus, JLS Plus SE, JLX, JLX Plus, JLX Plus SE, Limited	22033
6.7L L6 408 CID	2016	Big Horn, Laramie, Laramie Longhorn, Limited, Outdoorsman, SLT, Tradesman	22347	2.5L V6 2500cc	2002	JLS, JLX, Limited	22033
6.7L L6 408 CID	2017	Big Horn, Laramie, Laramie Longhorn, Limited, SLT, Tradesman	22347	2.5L V6 2500cc	2003	Base	22033
6.7L L6 408 CID	2016	Big Horn, Laramie, Laramie Longhorn, Limited, SLT, Tradesman	22347	2.5L V6 2500cc	2004-2005	EX, LX	22033
6.7L L6 408 CID	2016	Big Horn, Laramie, Laramie Longhorn, Limited, SLT, Tradesman	22347	2.7L V6 2737cc	2001	XL-7, XL-7 Limited, XL-7 Plus, XL-7 Touring	22033
6.7L L6 408 CID	2017	Big Horn, Laramie, Laramie Longhorn, Limited, SLT, Tradesman	22347	SAMURAI			
6.7L L6 408 CID	2011-2012	Laramie, Laramie Longhorn, SLT, ST	22345	1.3L L4 1298cc 79 CID	1990	JL	22068
6.7L L6 408 CID	2013	Big Horn, Laramie, Laramie Longhorn, Lone Star, SLT, ST, Tradesman	22347	1.3L L4 1298cc 79 CID	1991	JA, JL, JS	22068
6.7L L6 408 CID	2014-2015	Big Horn, Laramie, Laramie Limited, Laramie Longhorn, Lone Star, SLT, Tradesman	22347	1.3L L4 1298cc 79 CID	1992-1993	JA, JL	22068
6.7L L6 408 CID	2016	Big Horn, Laramie, Laramie Longhorn, Limited, Outdoorsman, SLT, Tradesman	22347	1.3L L4 1298cc 79 CID	1994-1995	JL	22068
6.7L L6 408 CID	2017	Big Horn, Laramie, Laramie Longhorn, Limited, SLT, Tradesman	22347	1.3L L4 1325cc 81 CID	1986-1987	JA, JX, JX SE	22068
6.7L L6 408 CID	2016	Big Horn, Laramie, Laramie Longhorn, Limited, SLT, Tradesman	22347	1.3L L4 1325cc 81 CID	1988	JA, JX	22068

FAN CLUTCHES

Engine	Years	Application Description	USMW
SUZUKI (cont'd.)			
SAMURAI (cont'd.)			
1.3L L4 1325cc 81 CID	1989	Base	22068
SIDEKICK			
1.3L L4 1325cc 81 CID	1989	JA	22068
1.6L L4 1590cc 97 CID	1989	JLX, JX	22068
1.6L L4 1590cc 97 CID	1990	JLX, JS, JX	22068
1.6L L4 1590cc 97 CID	1991	JL, JLX, JS, JX	22068
1.6L L4 1590cc 97 CID	1992-1995	JLX, JS, JX	22068
1.6L L4 1590cc 97 CID	1996-1998	JS, JX	22068
1.8L L4 1840cc	1996	JLX Sport, JX Sport	22033
1.8L L4 1840cc	1997-1998	JLX Sport, JS Sport, JX Sport	22033
VITARA			
1.6L L4 1590cc 97 CID	1999	JS, JS Plus, JX, JX Plus	22068
1.6L L4 1590cc 97 CID	2000-2001	JLS, JLX, JS, JX	22068
2.0L L4 2000cc	1999	JS, JS Plus, JX, JX Plus	22033
2.0L L4 2000cc	2000-2001	JLS, JLX, JS, JX	22033
2.0L L4 2000cc	2002	JLS, JLX	22033
2.0L L4 2000cc	2003	Base	22033
2.5L V6 2500cc	2004	LX	22033
X-90			
1.6L L4 1590cc 97 CID	1996-1997	Base	22068
1.6L L4 1590cc 97 CID	1998	Base, SE	22068
XL-7			
2.7L V6 2737cc	2002	Base, Limited, Plus, Touring	22033
2.7L V6 2737cc	2003	Limited, Touring	22033
2.7L V6 2737cc	2004-2005	EX, LX	22033
2.7L V6 2737cc	2006	Base, Premium	22033
TOYOTA			
4RUNNER			
2.4L L4 2366cc	1984-1989	DLX, SR5	22081
2.4L L4 2366cc	1990-1995	SR5	22081
2.7L L4 2694cc	1996-2000	Base	22020
2.7L L4 2694cc	2010	SR5	22020
3.0L V6 2959cc	1988	SR5	22076
3.0L V6 2959cc	1989	DLX, SR5	22076
3.0L V6 2959cc	1990-1993	SR5	22076
3.0L V6 2959cc	1994	SR5	22076
3.0L V6 2959cc	1995	SR5	22021
3.4L V6 3378cc	1996-2000	Limited, SR5	22021
3.4L V6 3378cc	2001	Base, Limited, SR5	22021
3.4L V6 3378cc	2002	Limited, SR5	22021
4.0L V6 3956cc 241 CID	2003-2009	Limited, Sport, SR5	22407
4.0L V6 3956cc 241 CID	2010-2014	Limited, SR5, Trail	22411
4.0L V6 3956cc 241 CID	2015-2016	Limited, SR5, Trail, TRD Pro	22411
4.0L V6 3956cc 241 CID	2017	Limited, SR5, TRD Off-Road, TRD Pro	22411
4.7L V8 4663cc 285 CID	2003-2004	Limited, Sport, SR5	22184
4.7L V8 4663cc 285 CID	2005	Limited, Sport, SR5; To 11/04	22184
4.7L V8 4663cc 285 CID	2005	Limited, Sport, SR5; From 11/04	22185
4.7L V8 4663cc 285 CID	2006-2009	Limited, Sport, SR5	22185
CARINA			
1.6L L4 1588cc	1972-1973		22080
1.6L L4 1588cc 97 CID	1973		22080
CELICA			
2.2L L4 2189cc	1975-1979		22081
2.2L L4 2189cc	1980	GT, ST	22081
2.4L L4 2366cc	1981-1982	GT, ST	22081
2.4L L4 2366cc	1983-1985	GT, GTS, ST	22081
2.6L L6 2563cc	1979		22085
2.6L L6 2563cc	1980	Supra	22085
2.8L L6 2754cc	1982-1986	Supra	22085
2.8L L6 2759cc	1981	Supra	22085
COROLLA			
1.6L L4 1587cc	1983	Base, DLX, SR5	22080
1.6L L4 1587cc	1984	Sport DLX, Sport SR5	22080
1.6L L4 1587cc	1985-1987	Sport DLX, Sport GTS, Sport SR5	22080
1.6L L4 1588cc	1971-1979		22080
1.6L L4 1588cc 97 CID	1971-1974		22080
1.8L L4 1770cc	1980-1982	Base, DLX, SR5	22080
CORONA			
2.2L L4 2189cc	1975-1979		22081
2.2L L4 2189cc	1980	DLX, LE	22081
2.4L L4 2366cc	1981-1982	DLX, LE	22081
CRESSIDA			
2.6L L6 2563cc	1978-1979		22085
2.6L L6 2563cc	1980	Base	22085
2.8L L6 2754cc	1983-1988	Luxury	22085
2.8L L6 2759cc	1981-1982	Luxury	22085
3.0L L6 2954cc	1989-1992	Luxury	22085
FJ CRUISER			
4.0L V6 3956cc 241 CID	2007	Base, TRD Special Edition	22407

Engine	Years	Application Description	USMW
TOYOTA (cont'd.)			
FJ CRUISER (cont'd.)			
4.0L V6 3956cc 241 CID	2008	Base, Trail Teams Special Edition	22407
4.0L V6 3956cc 241 CID	2009	Base	22407
4.0L V6 3956cc 241 CID	2010-2014	Base	22411
LAND CRUISER			
4.0L L6 3956cc	1988-1992	Base	22076
4.2L L6 4227cc	1975-1979		22076
4.2L L6 4227cc	1980-1987	Base	22076
4.5L L6 4477cc	1993-1997	Base	22074
4.7L V8 4663cc 285 CID	1998-2004	Base	22183
4.7L V8 4663cc 285 CID	2005	Base; To 05/2005	22183
4.7L V8 4663cc 285 CID	2005	Base; From 05/2005	22185
4.7L V8 4663cc 285 CID	2006-2007	Base	22185
5.7L V8 5663cc 345 CID	2008-2011	Base	22408
5.7L V8 5663cc 345 CID	2013-2017	Base	22408
PICKUP			
2.2L L4 2188cc	1981-1982	DLX	22401
2.2L L4 2188cc	1983	DLX, SR5	22401
2.2L L4 2189cc	1975-1979		22081
2.2L L4 2189cc	1980	Base, DLX, SR5	22081
2.4L L4 2366cc	1981-1984	Base, DLX, SR5	22081
2.4L L4 2366cc	1985	Base, DLX, SR5, SR5 Turbo	22081
2.4L L4 2366cc	1986-1987	Base, Base Turbo, DLX, SR5, SR5 Turbo	22081
2.4L L4 2366cc	1988	Base, DLX, SR5, SR5 Turbo	22081
2.4L L4 2366cc	1989-1990	Base, DLX, SR5	22081
2.4L L4 2366cc	1991-1995	Base, DLX	22081
2.4L L4 2446cc	1984	DLX	22401
2.4L L4 2446cc	1985	DLX, DLX Turbo	22404
3.0L V6 2959cc	1988	Base, DLX, SR5	22076
3.0L V6 2959cc	1989-1995	DLX, SR5	22076
PREVIA			
2.4L L4 2438cc	1991-1997	DX, LE	22075
SEQUOIA			
4.6L V8 4608cc	2010-2011	Limited, SR5	22408
4.6L V8 4608cc	2012	SR5	22408
4.7L V8 4663cc 285 CID	2001-2004	Limited, SR5	22184
4.7L V8 4663cc 285 CID	2005-2009	Limited, SR5	22185
5.7L V8 5663cc 345 CID	2008-2013	Limited, Platinum, SR5	22408
5.7L V8 5663cc 345 CID	2014	Platinum, SR5	22408
5.7L V8 5663cc 345 CID	2015-2017	Limited, Platinum, SR5	22408
SUPRA			
3.0L L6 2954cc	1986	Base	22085
3.0L L6 2954cc	1987-1992	Base, Turbo	22085
3.0L L6 2997cc	1993-1998	Base, Twin Turbo	22402
T100			
2.7L L4 2694cc	1994-1998	Base	22020
3.0L V6 2959cc	1993	Base, One-Ton, SR5	22076
3.0L V6 2959cc	1994	DX, SR5	22076
3.4L V6 3378cc	1995	Base, DX, One-Ton DLX, SR5	22021
3.4L V6 3378cc	1996-1997	DLX, SR5	22021
3.4L V6 3378cc	1998	Base, SR5	22021
TACOMA			
2.4L L4 2438cc	1995-1997	Base	22020
2.4L L4 2438cc	1998-2000	Base, SR5	22020
2.4L L4 2438cc	2001-2004	Base	22020
2.7L L4 2694cc	1995-1997	Base	22020
2.7L L4 2694cc	1998-2000	Base, Pre Runner, SR5	22020
2.7L L4 2694cc	2001-2015	Base, Pre Runner	22020
2.7L L4 2694cc	2016-2017	SR, SR5	22020
3.4L V6 3378cc	1995-1997	Base, SR5	22021
3.4L V6 3378cc	1998-2000	Base, Limited, Pre Runner, SR5	22021
3.4L V6 3378cc	2001-2004	Base, Pre Runner, S-Runner	22021
3.5L V6 3456cc	2016	Limited, SR, SR5, TRD Off-Road, TRD Sport	22411
3.5L V6 3456cc	2017	Limited, SR, SR5, TRD Off-Road, TRD Pro, TRD Sport	22411
4.0L V6 3956cc 241 CID	2005-2013	Base, Pre Runner, X-Runner	22407
4.0L V6 3956cc 241 CID	2014	Base, Pre Runner	22407
4.0L V6 3956cc 241 CID	2015	Base, Pre Runner, TRD Pro	22407
TUNDRA			
3.4L V6 3378cc	2000-2004	Base, SR5	22021
4.0L V6 3956cc 241 CID	2005-2010	Base, SR5	22407
4.0L V6 3956cc 241 CID	2011	Base, SR5; To 10/2010	22407
4.0L V6 3956cc 241 CID	2011	Base, SR5; From 10/2010	22411
4.0L V6 3956cc 241 CID	2012-2013	Base	22411
4.0L V6 3956cc 241 CID	2014	SR	22411
4.6L V8 4608cc	2010	Base, Limited, SR5	22408
4.6L V8 4608cc	2011	Base, SR5	22408
4.6L V8 4608cc	2012-2013	Base	22408
4.6L V8 4608cc	2014-2017	SR, SR5	22408
4.7L V8 4663cc 285 CID	2000-2002	Limited, SR5	22177
4.7L V8 4663cc 285 CID	2003-2004	Limited, SR5	22184

Engine	Years	Application Description	USMW	Engine	Years	Application Description	USMW
TOYOTA (cont'd.)				VOLVO (cont'd.)			
TUNDRA (cont'd.)				245 (cont'd.)			
4.7L V8 4663cc 285 CID	2005-2009	Base, Limited, SR5	22185	2.4L L6 2383cc	1982	DL	22030
5.7L V8 5663cc 345 CID	2007-2011	Base, Limited, SR5	22408	2.4L L6 2383cc	1983	GL	22030
5.7L V8 5663cc 345 CID	2012	Base, Limited	22408	2.4L L6 2383cc	1984	Base	22030
5.7L V8 5663cc 345 CID	2013	Base, Limited, Platinum	22408	262			
5.7L V8 5663cc 345 CID	2014	1794 Edition, Limited, Platinum, SR, SR5	22408	2.7L V6 2673cc	1976		22030
5.7L V8 5663cc 345 CID	2015-2017	1794 Edition, Limited, Platinum, SR, SR5, TRD Pro	22408	2.7L V6 2673cc	1978-1979		22030
VAN				2.8L V6 2849cc	1980	Base	22030
2.0L L4 1998cc 122 CID	1984-1985	Wagon Crg, Wagon DX, Wagon LE	22086	2.8L V6 2849cc	1981	GL	22030
2.2L L4 2237cc	1986-1989	Wagon Crg, Wagon DX, Wagon LE	22086	264			
VOLKSWAGEN				2.1L L4 2127cc	1980	GL, GLE	22030
PASSAT				2.4L L6 2383cc	1980	GL, GLE	22030
1.8L L4 1781cc	1998-2002	GLS	22302	2.4L L6 2383cc	1981	GL	22030
1.8L L4 1781cc	2003	GL, GLS	22302	2.7L V6 2673cc	1976-1979		22030
1.8L L4 1781cc	2004-2005	GL, GLS, GLS 4 Motion	22302	2.8L V6 2849cc	1980	GL, GLE	22030
2.0L L4 1967cc 120 CID	2004-2005	GLS TDI, GL TDI	22302	2.8L V6 2849cc	1981-1982	GLE	22030
2.8L V6 2771cc	1998-1999	GLS, GLX	22303	265			
2.8L V6 2771cc	2000	4 Motion, GLS, GLX	22303	2.4L L6 2383cc	1980	GLE	22030
2.8L V6 2771cc	2001-2002	GLS, GLS 4 Motion, GLX, GLX 4 Motion	22303	2.7L V6 2673cc	1976-1979		22030
2.8L V6 2771cc	2003-2004	GL, GLS, GLX, GLX 4 Motion	22303	2.8L V6 2849cc	1980-1981	GLE	22030
2.8L V6 2771cc	2005	GLS, GLS 4 Motion, GLX, GLX 4 Motion	22303	740			
2.8L V6 2771cc 170 CID	2000	GLX	22303	2.3L L4 2316cc	1985-1988	GLE	22030
VOLVO				2.3L L4 2316cc	1989-1990	Base, GL, GLE	22030
142				2.3L L4 2316cc	1991	Base, T	22030
2.0L L4 1986cc 121 CID	1970-1973		22030	2.4L L6 2377cc	1986	GLE	22030
2.0L L4 1990cc	1970-1973		22030	745			
2.0L L4 1990cc 121 CID	1972-1973		22030	2.3L L4 2316cc	1985	GLE	22030
144				2.4L L6 2383cc	1985	GLE	22030
2.0L L4 1986cc 121 CID	1970-1973		22030	760			
2.0L L4 1990cc	1970-1973		22030	2.3L L4 2316cc	1984	GLE	22030
2.0L L4 1990cc 121 CID	1972-1973		22030	2.3L L4 2316cc	1985	Base, GLE	22030
145				2.3L L4 2316cc	1986-1988	GLE	22030
2.0L L4 1986cc 121 CID	1970-1974		22030	2.3L L4 2316cc	1989-1990	Base	22030
2.0L L4 1990cc	1970-1974		22030	2.4L L6 2377cc	1985	GLE	22030
2.0L L4 1990cc 121 CID	1972-1974		22030	2.4L L6 2383cc	1983-1984	GLE	22030
146				2.8L V6 2849cc	1983-1986	GLE	22030
2.0L L4 1986cc 121 CID	1970-1974		22030	2.8L V6 2849cc	1987-1990	GLE	22031
2.0L L4 1990cc	1970-1974		22030	780			
2.0L L4 1990cc 121 CID	1972-1974		22030	2.3L L4 2316cc	1989-1991	Base	22030
164				2.8L V6 2849cc	1987-1990	Base	22031
3.0L L6 2980cc	1970-1972		22030	940			
3.0L L6 2980cc	1974	E	22030	2.3L L4 2316cc	1991	GLE, SE, T	22030
3.0L L6 2980cc	1975		22030	FAN CLUTCHES			
3.0L L6 2980cc 182 CID	1969-1972		22030				
3.0L L6 2980cc 182 CID	1974	E	22030				
240							
2.3L L4 2316cc	1990	Base, DL	22030				
2.3L L4 2316cc	1991	Base, SE	22030				
2.3L L4 2316cc	1992	Base, GL	22030				
2.3L L4 2316cc	1993	Base	22030				
242							
2.0L L4 1990cc	1975	GL	22030				
2.1L L4 2127cc	1976-1979		22030				
2.1L L4 2127cc	1980	DL	22030				
2.1L L4 2127cc	1981	DL, GL, Turbo	22030				
2.1L L4 2127cc	1982	DL, GLT	22030				
2.1L L4 2127cc	1983-1984	GLT	22030				
2.3L L4 2316cc	1983-1984	DL	22030				
244							
2.1L L4 2127cc	1976-1979		22030				
2.1L L4 2127cc	1980-1981	DL	22030				
2.1L L4 2127cc	1982	DL, GL, GLT	22030				
2.1L L4 2127cc	1983	GLT	22030				
2.1L L4 2127cc	1984	Base	22030				
2.1L L4 2127cc	1985	Turbo	22030				
2.3L L4 2316cc	1983	DL	22030				
2.3L L4 2316cc	1984-1989	DL, GL	22030				
2.4L L6 2383cc	1982	DL, GL	22030				
2.4L L6 2383cc	1983	GL	22030				
2.4L L6 2383cc	1984	DL, GL	22030				
245							
2.0L L4 1990cc	1975		22030				
2.1L L4 2127cc	1976-1979		22030				
2.1L L4 2127cc	1980	DL	22030				
2.1L L4 2127cc	1981	DL, GLT	22030				
2.1L L4 2127cc	1982	DL, GL, GLT	22030				
2.1L L4 2127cc	1983	GLT	22030				
2.1L L4 2127cc	1984-1985	Base	22030				
2.3L L4 2316cc	1983	DL, GL	22030				
2.3L L4 2316cc	1984-1985	Base	22030				
2.3L L4 2316cc	1986-1989	DL, GL	22030				

USMWW	Years	Application	Engine	USMWW	Years	Application	Engine
21011	1959-1960	CHEVROLET EL CAMINO	4.6L V8 4638cc 283 CID	21011	1967	MERCURY MARQUIS	7.0L V8 6997cc 427 CID
	1959-1960	CHEVROLET EL CAMINO	5.7L V8 5704cc 348 CID		1967-1968	CHEVROLET CAMARO	4.1L L6 4097cc 250 CID
	1959-1961	CHEVROLET IMPALA	5.7L V8 5704cc 348 CID		1967-1968	CHEVROLET CAMARO	4.1L L6 4098cc 250 CID
	1959-1967	CHEVROLET IMPALA	4.6L V8 4638cc 283 CID		1967-1968	CHEVROLET CAMARO	5.7L V8 5736cc 350 CID
	1961	FORD FALCON	2.8L L6 2786cc 170 CID		1967-1968	CHEVROLET CAMARO	6.5L V8 6489cc 396 CID
	1961-1962	MERCURY MONTEREY	5.8L V8 5769cc 352 CID		1967-1968	CHEVROLET CHEVY II	4.1L L6 4097cc 250 CID
	1961-1965	CHEVROLET IMPALA	6.7L V8 6704cc 409 CID		1967-1968	CHEVROLET CHEVY II	4.1L L6 4098cc 250 CID
	1961-1966	FORD FAIRLANE	5.8L V8 352 CID		1967-1968	MERCURY COUGAR	4.7L V8 4727cc 289 CID
	1961-1966	FORD FAIRLANE	5.8L V8 5769cc 352 CID		1967-1969	FORD MUSTANG	6.4L V8 6391cc 390 CID
	1961-1967	FORD FAIRLANE	6.4L V8 390 CID		1967-1970	MERCURY COUGAR	6.4L V8 6391cc 390 CID
	1961-1967	FORD GALAXIE	5.8L V8 5769cc 352 CID		1967-1970	MERCURY MARQUIS	6.4L V8 6391cc 390 CID
	1961-1967	FORD GALAXIE	6.4L V8 6391cc 390 CID		1967-1970	MERCURY MARQUIS	7.0L V8 7014cc 428 CID
	1961-1968	FORD THUNDERBIRD	6.4L V8 6391cc 390 CID		1967-1972	FORD CUSTOM	3.9L L6 3933cc 240 CID
	1961-1970	FORD FAIRLANE	6.4L V8 6391cc 390 CID		1968	BUICK SPECIAL	4.1L L6 4097cc 250 CID
	1961-1970	MERCURY MONTEREY	6.4L V8 6391cc 390 CID		1968	BUICK SPECIAL	4.1L L6 4098cc 250 CID
	1962	FORD FAIRLANE	2.8L L6 2786cc 170 CID		1968	CHEVROLET CHEVY II	5.7L V8 5736cc 350 CID
	1962-1963	FORD GALAXIE	6.6L V8 6654cc 406 CID		1968	CHEVROLET CHEVY II	6.5L V8 6489cc 396 CID
	1962-1963	MERCURY MONTEREY	6.4L V8 390 CID		1968	FORD CUSTOM	7.0L V8 6997cc 427 CID
	1962-1963	MERCURY MONTEREY	6.6L V8 6654cc 406 CID		1968	MERCURY COMET	3.3L L6 3278cc 200 CID
	1963	CHEVROLET IMPALA	7.0L V8 6997cc 427 CID		1968	MERCURY COUGAR	7.0L V8 6997cc 427 CID
	1963	FORD THUNDERBIRD	6.6L V8 6654cc 406 CID		1968	MERCURY MONTEGO	3.3L L6 3277cc 200 CID
	1963	MERCURY MARAUDER	6.6L V8 6654cc 406 CID		1968	MERCURY MONTEGO	3.3L L6 3278cc 200 CID
	1963-1967	CHEVROLET CHEVY II	4.6L V8 4638cc 283 CID		1968	MERCURY MONTEGO	4.7L V8 4727cc 289 CID
	1963-1967	FORD FAIRLANE	4.7L V8 289 CID		1968-1969	MERCURY COMET	7.0L V8 7014cc 428 CID
	1963-1967	FORD FAIRLANE	4.7L V8 4727cc 289 CID		1968-1969	MERCURY CYCLONE	7.0L V8 7014cc 428 CID
	1963-1967	FORD GALAXIE	4.7L V8 4727cc 289 CID		1968-1969	MERCURY MONTEGO	6.4L V8 6391cc 390 CID
	1963-1967	MERCURY MARAUDER	7.0L V8 6997cc 427 CID		1968-1969	MERCURY MONTEGO	7.0L V8 6997cc 427 CID
	1963-1967	MERCURY MONTEREY	7.0L V8 6997cc 427 CID		1968-1969	MERCURY MONTEGO	7.0L V8 7014cc 428 CID
	1963-1970	MERCURY MARAUDER	6.4L V8 6391cc 390 CID		1968-1970	FORD CUSTOM	7.0L V8 7014cc 428 CID
	1963-1974	MERCURY COMET	3.3L L6 3277cc 200 CID		1968-1970	FORD FAIRLANE	5.0L V8 302 CID
	1964	CHEVROLET IMPALA	4.6L V8 283 CID		1968-1970	FORD FALCON	3.3L L6 3278cc 200 CID
	1964	FORD FALCON	2.8L L6 2786cc 170 CID		1968-1970	FORD FALCON	5.0L V8 302 CID
	1964	FORD FALCON	4.7L V8 4727cc 289 CID		1968-1970	FORD TORINO	6.4L V8 6391cc 390 CID
	1964	MERCURY CYCLONE	3.3L L6 3277cc 200 CID		1968-1970	MERCURY COUGAR	7.0L V8 7014cc 428 CID
	1964-1965	CHEVROLET IMPALA	6.7L V8 409 CID		1968-1971	LINCOLN MARK III	7.5L V8 7539cc 460 CID
	1964-1966	CHEVROLET CHEVELLE	4.6L V8 4638cc 283 CID		1968-1971	MERCURY COUGAR	5.0L V8 302 CID
	1964-1966	CHEVROLET EL CAMINO	4.6L V8 4638cc 283 CID		1968-1971	MERCURY CYCLONE	5.0L V8 302 CID
	1964-1966	CHEVROLET MALIBU	4.6L V8 4638cc 283 CID		1968-1972	FORD CUSTOM	5.0L V8 302 CID
	1964-1967	CHEVROLET IMPALA	5.4L V8 327 CID		1968-1973	FORD MUSTANG	5.0L V8 302 CID
	1964-1967	FORD CUSTOM	4.7L V8 4727cc 289 CID		1968-1974	FORD LTD	5.0L V8 302 CID
	1964-1967	MERCURY MONTCLAIR	7.0L V8 6997cc 427 CID		1968-1974	FORD TORINO	5.0L V8 302 CID
	1964-1967	MERCURY PARK LANE	7.0L V8 6997cc 427 CID		1968-1974	LINCOLN CONTINENTAL	7.5L V8 7539cc 460 CID
	1964-1968	FORD MUSTANG	4.7L V8 4727cc 289 CID		1968-1974	MERCURY MONTEGO	5.0L V8 302 CID
	1964-1968	MERCURY COMET	4.7L V8 4727cc 289 CID		1968-1977	FORD BRONCO	5.0L V8 302 CID
	1964-1968	MERCURY CYCLONE	4.7L V8 4727cc 289 CID		1968-1977	MERCURY COMET	5.0L V8 302 CID
	1964-1968	MERCURY MONTCLAIR	6.4L V8 6391cc 390 CID		1969	MERCURY COMET	4.1L L6 4098cc 250 CID
	1964-1968	MERCURY PARK LANE	6.4L V8 6391cc 390 CID		1969	MERCURY COMET	5.8L V8 5753cc 351 CID
	1964-1969	MERCURY COMET	7.0L V8 6997cc 427 CID		1969	MERCURY MARQUIS	7.0L V8 429 CID
	1964-1969	MERCURY CYCLONE	7.0L V8 6997cc 427 CID		1969-1970	FORD FAIRLANE	4.1L L6 4097cc 250 CID
	1964-1970	FORD FALCON	3.3L L6 3277cc 200 CID		1969-1970	FORD FAIRLANE	4.1L L6 4098cc 250 CID
	1964-1971	FORD CUSTOM	6.4L V8 6391cc 390 CID		1969-1970	FORD FAIRLANE	5.8L V8 5752cc 351 CID
	1965	CHEVROLET CHEVELLE	5.4L V8 327 CID		1969-1970	FORD FAIRLANE	5.8L V8 5753cc 351 CID
	1965	MERCURY COMET	3.3L L6 200 CID		1969-1970	FORD FALCON	5.8L V8 5752cc 351 CID
	1965-1966	CHEVROLET CHEVELLE	4.6L V8 283 CID		1969-1970	MERCURY COMET	5.8L V8 5752cc 351 CID
	1965-1966	CHEVROLET CHEVELLE	6.5L V8 6489cc 396 CID		1969-1970	MERCURY MARAUDER	7.0L V8 7030cc 429 CID
	1965-1966	CHEVROLET MALIBU	6.5L V8 6489cc 396 CID		1969-1971	MERCURY COUGAR	7.0L V8 7030cc 429 CID
	1965-1967	CHEVROLET IMPALA	4.1L L6 250 CID		1969-1971	MERCURY CYCLONE	5.8L V8 5752cc 351 CID
	1965-1967	CHEVROLET IMPALA	6.5L V8 396 CID		1969-1971	MERCURY CYCLONE	5.8L V8 5753cc 351 CID
	1965-1967	FORD FALCON	3.3L L6 200 CID		1969-1971	MERCURY CYCLONE	7.0L V8 7030cc 429 CID
	1965-1967	FORD LTD	4.7L V8 4727cc 289 CID		1969-1972	FORD CUSTOM	5.8L V8 5752cc 351 CID
	1965-1967	FORD LTD	5.8L V8 5769cc 352 CID		1969-1972	FORD CUSTOM	5.8L V8 5753cc 351 CID
	1965-1968	CHEVROLET IMPALA	4.1L L6 4097cc 250 CID		1969-1972	FORD CUSTOM	7.0L V8 7030cc 429 CID
	1965-1968	CHEVROLET IMPALA	4.1L L6 4098cc 250 CID		1969-1973	FORD MUSTANG	4.1L L6 4097cc 250 CID
	1965-1968	CHEVROLET IMPALA	6.5L V8 6489cc 396 CID		1969-1973	FORD MUSTANG	4.1L L6 4098cc 250 CID
	1965-1971	FORD LTD	6.4L V8 6391cc 390 CID		1969-1973	FORD MUSTANG	5.8L V8 5752cc 351 CID
	1966	CHEVROLET CAPRICE	4.6L V8 4638cc 283 CID		1969-1973	FORD MUSTANG	5.8L V8 5753cc 351 CID
	1966	CHEVROLET CAPRICE	6.5L V8 6489cc 396 CID		1969-1973	MERCURY MARQUIS	7.0L V8 7030cc 429 CID
	1966	CHEVROLET CAPRICE	7.0L V8 6998cc 427 CID		1969-1973	MERCURY MONTEREY	7.0L V8 7030cc 429 CID
	1966	CHEVROLET EL CAMINO	6.5L V8 6489cc 396 CID		1969-1974	FORD LTD	5.8L V8 5752cc 351 CID
	1966-1967	CHEVROLET IMPALA	4.6L V8 283 CID		1969-1974	FORD LTD	5.8L V8 5753cc 351 CID
	1966-1967	CHEVROLET IMPALA	7.0L V8 427 CID		1969-1974	FORD TORINO	4.1L L6 4097cc 250 CID
	1966-1967	FORD FALCON	2.8L L6 170 CID		1969-1974	FORD TORINO	4.1L L6 4098cc 250 CID
	1966-1967	FORD FALCON	4.7L V8 289 CID		1969-1974	FORD TORINO	5.8L V8 5752cc 351 CID
	1966-1967	MERCURY CAPRI	3.3L L6 3277cc 200 CID		1969-1974	FORD TORINO	5.8L V8 5753cc 351 CID
	1966-1967	MERCURY CAPRI	5.8L V8 4727cc 289 CID		1969-1974	MERCURY COMET	4.1L L6 4097cc 250 CID
	1966-1967	MERCURY CAPRI	6.4L V8 6391cc 390 CID		1969-1974	MERCURY COUGAR	5.8L V8 5752cc 351 CID
	1966-1967	MERCURY CAPRI	7.0L V8 6997cc 427 CID		1969-1974	MERCURY COUGAR	5.8L V8 5753cc 351 CID
	1966-1968	CHEVROLET IMPALA	7.0L V8 6998cc 427 CID		1969-1974	MERCURY MONTEGO	4.1L L6 4097cc 250 CID
	1966-1968	FORD BRONCO	4.7L V8 4727cc 289 CID		1969-1974	MERCURY MONTEGO	4.1L L6 4098cc 250 CID
	1966-1968	FORD FALCON	4.7L V8 4727cc 289 CID		1969-1974	MERCURY MONTEGO	5.8L V8 5752cc 351 CID
	1966-1968	MERCURY MONTCLAIR	7.0L V8 7014cc 428 CID		1969-1974	MERCURY MONTEGO	5.8L V8 5753cc 351 CID
	1966-1968	MERCURY PARK LANE	7.0L V8 7014cc 428 CID		1970	FORD FALCON	4.1L L6 4097cc 250 CID
	1966-1969	FORD FALCON	2.8L L6 2786cc 170 CID		1970	FORD FALCON	4.1L L6 4098cc 250 CID
	1966-1970	MERCURY COMET	6.4L V8 6391cc 390 CID		1970	FORD FALCON	5.8L V8 5753cc 351 CID
	1966-1970	MERCURY CYCLONE	6.4L V8 6391cc 390 CID		1970	FORD FALCON	7.0L V8 7030cc 429 CID
	1966-1970	MERCURY MARAUDER	7.0L V8 7014cc 428 CID		1970	FORD LTD	5.8L V8 351 CID
	1966-1970	MERCURY MONTEREY	7.0L V8 7014cc 428 CID		1970	FORD LTD	6.4L V8 390 CID
	1967	FORD CUSTOM	5.8L V8 5769cc 352 CID		1970	MERCURY COMET	7.0L V8 7030cc 429 CID
	1967	FORD LTD	6.4L V8 6392cc 390 CID		1970-1972	FORD MAVERICK	2.8L L6 2786cc 170 CID

USMW	Years	Application	Engine	USMW	Years	Application	Engine	
21011	1970-1973	MERCURY MONTEGO	7.0L V8 7030cc 429 CID	21011	1983-1984	FORD THUNDERBIRD	5.0L V8 302 CID	
	1970-1974	FORD MAVERICK	3.3L L6 3277cc 200 CID		1983-1984	LINCOLN CONTINENTAL	5.0L V8 302 CID	
	1970-1974	FORD MAVERICK	3.3L L6 3278cc 200 CID		1983-1988	MERCURY COUGAR	5.0L V8 302 CID	
	1970-1974	FORD MAVERICK	4.1L L6 4097cc 250 CID		1984	LINCOLN MARK VII	5.0L V8 302 CID	
	1970-1974	FORD MAVERICK	4.1L L6 4098cc 250 CID		1984-1986	FORD LTD	5.0L V8 302 CID	
	1970-1974	MERCURY MARQUIS	5.8L V8 5752cc 351 CID		1984-1986	FORD LTD	5.8L V8 351 CID	
	1970-1974	MERCURY MONTEREY	5.8L V8 5752cc 351 CID		1987-1991	FORD BRONCO	4.9L L6 4917cc 300 CID	
	1971	MERCURY CYCLONE	6.6L V8 6555cc 400 CID		1987-1991	FORD COUNTRY SQUIRE	5.0L V8 302 CID	
	1971-1972	FORD CUSTOM	6.6L V8 6555cc 400 CID		1987-1991	FORD LTD CROWN VICTORIA	5.0L V8 302 CID	
	1971-1972	FORD CUSTOM	6.6L V8 6556cc 400 CID		1987-1991	FORD LTD CROWN VICTORIA	5.8L V8 351 CID	
	1971-1973	MERCURY MARQUIS	5.8L V8 5753cc 351 CID		1991	MERCURY COUGAR	5.0L V8 302 CID	
	1971-1973	MERCURY MONTEREY	5.8L V8 5753cc 351 CID		21016	1955-1957	CHEVROLET BEL AIR	4.3L V8 265 CID
	1971-1974	FORD LTD	6.6L V8 6555cc 400 CID			1955-1957	CHEVROLET BEL AIR	4.3L V8 4343cc 265 CID
	1971-1974	FORD LTD	6.6L V8 6556cc 400 CID			1955-1962	CHEVROLET BEL AIR	3.8L L6 3852cc 235 CID
	1971-1974	FORD THUNDERBIRD	6.6L V8 6555cc 400 CID			1957	CHEVROLET BEL AIR	4.6L V8 283 CID
	1971-1974	MERCURY COMET	3.3L L6 3278cc 200 CID			1957-1967	CHEVROLET BEL AIR	4.6L V8 4638cc 283 CID
	1971-1974	MERCURY COMET	4.1L L6 4098cc 250 CID			1958	CHEVROLET DEL RAY	5.7L V8 5704cc 348 CID
	1971-1974	MERCURY MARQUIS	6.6L V8 6555cc 400 CID			1958-1961	CHEVROLET BEL AIR	5.7L V8 5704cc 348 CID
	1971-1974	MERCURY MARQUIS	6.6L V8 6556cc 400 CID			1958-1961	CHEVROLET BISCAYNE	5.7L V8 5704cc 348 CID
	1971-1974	MERCURY MONTEREY	6.6L V8 6555cc 400 CID			1958-1962	CHEVROLET BISCAYNE	3.8L L6 3852cc 235 CID
	1971-1974	MERCURY MONTEREY	6.6L V8 6556cc 400 CID			1958-1967	CHEVROLET BISCAYNE	4.6L V8 4638cc 283 CID
	1971-1977	FORD MAVERICK	5.0L V8 302 CID			1959	CHEVROLET BEL AIR	5.3L V8 5272cc 322 CID
	1972	FORD THUNDERBIRD	6.6L V8 6556cc 400 CID			1959-1960	CHEVROLET BEL AIR	4.3L L6 4278cc 261 CID
	1972-1974	FORD THUNDERBIRD	6.6L V8 6555cc 400 CID			1960	CHEVROLET BISCAYNE	4.6L V8 283 CID
	1972-1974	FORD TORINO	6.6L V8 6556cc 400 CID			1960	CHEVROLET BISCAYNE	5.7L V8 348 CID
	1972-1974	LINCOLN MARK IV	7.5L V8 7539cc 460 CID			1961-1963	MERCURY METEOR	6.4L V8 6391cc 390 CID
	1972-1974	MERCURY MONTEGO	6.6L V8 6555cc 400 CID			1961-1965	CHEVROLET BEL AIR	6.7L V8 6704cc 409 CID
	1972-1974	MERCURY MONTEGO	6.6L V8 6556cc 400 CID			1961-1965	CHEVROLET BISCAYNE	6.7L V8 6704cc 409 CID
	1973-1974	MERCURY COUGAR	6.6L V8 6555cc 400 CID			1962	FORD FAIRLANE	3.6L L6 3655cc 223 CID
	1973-1974	MERCURY COUGAR	6.6L V8 6556cc 400 CID			1962	FORD FALCON	4.3L V8 4261cc 260 CID
	1975-1976	FORD TORINO	5.8L V8 351 CID			1962-1963	CHEVROLET IMPALA	5.3L V8 5358cc 327 CID
	1975-1976	FORD TORINO	6.6L V8 400 CID			1962-1963	FORD FAIRLANE	3.6L V8 221 CID
	1975-1976	LINCOLN MARK IV	7.5L V8 460 CID			1962-1963	FORD FAIRLANE	3.6L V8 3622cc 221 CID
	1975-1976	MERCURY MONTEGO	5.8L V8 351 CID			1962-1963	MERCURY METEOR	3.6L V8 3622cc 221 CID
	1975-1976	MERCURY MONTEGO	6.6L V8 400 CID			1962-1964	FORD FAIRLANE	4.3L V8 4261cc 260 CID
	1975-1977	FORD GRANADA	3.3L L6 200 CID			1962-1969	CHEVROLET BEL AIR	5.3L V8 5358cc 327 CID
	1975-1977	FORD GRANADA	5.8L V8 351 CID			1962-1969	CHEVROLET BISCAYNE	5.3L V8 5358cc 327 CID
	1975-1977	FORD MAVERICK	3.3L L6 200 CID			1963	CHEVROLET BEL AIR	7.0L V8 6997cc 427 CID
	1975-1977	FORD MAVERICK	4.1L L6 250 CID			1963	CHEVROLET BISCAYNE	7.0L V8 6997cc 427 CID
	1975-1977	MERCURY COMET	3.3L L6 200 CID			1963	FORD GALAXIE	4.3L V8 4261cc 260 CID
	1975-1977	MERCURY COMET	4.1L L6 250 CID			1963-1964	CHEVROLET BISCAYNE	3.8L L6 3769cc 230 CID
	1975-1977	MERCURY MONARCH	3.3L L6 200 CID			1963-1964	CHEVROLET IMPALA	3.8L L6 3769cc 230 CID
	1975-1977	MERCURY MONARCH	5.8L V8 351 CID			1963-1964	FORD FAIRLANE	4.3L V8 260 CID
	1975-1978	FORD LTD	6.6L V8 400 CID			1963-1964	FORD FALCON	4.3L V8 260 CID
	1975-1978	LINCOLN CONTINENTAL	7.5L V8 460 CID			1963-1965	CHEVROLET BEL AIR	3.8L L6 3769cc 230 CID
	1975-1978	MERCURY COUGAR	6.6L V8 400 CID			1963-1967	FORD FAIRLANE	3.3L L6 3277cc 200 CID
	1975-1978	MERCURY MARQUIS	6.6L V8 400 CID			1964	CADILLAC SERIES 60 FLEETWOOD	7.0L V8 7031cc 429 CID
	1975-1979	FORD LTD	5.8L V8 351 CID			1964	CHEVROLET CHEVELLE	5.3L V8 5358cc 327 CID
	1975-1979	MERCURY COUGAR	5.8L V8 351 CID			1964	CHEVROLET IMPALA	3.8L L6 230 CID
	1975-1980	FORD GRANADA	4.1L L6 250 CID			1964-1965	FORD MUSTANG	4.3L V8 4261cc 260 CID
	1975-1980	FORD GRANADA	5.0L V8 302 CID			1964-1966	CHEVROLET MALIBU	5.3L V8 5358cc 327 CID
	1975-1980	MERCURY MONARCH	4.1L L6 250 CID			1964-1967	FORD FAIRLANE	7.0L V8 6997cc 427 CID
	1975-1980	MERCURY MONARCH	5.0L V8 302 CID			1964-1967	FORD GALAXIE 500	4.7L V8 289 CID
	1977	LINCOLN VERSAILLES	5.8L V8 351 CID			1964-1968	CHEVROLET EL CAMINO	5.3L V8 5358cc 327 CID
	1977-1978	FORD THUNDERBIRD	6.6L V8 400 CID			1964-1970	FORD MUSTANG	3.3L L6 3277cc 200 CID
	1977-1978	LINCOLN MARK V	7.5L V8 460 CID			1964-1970	MERCURY COLONY PARK	6.4L V8 6391cc 390 CID
	1977-1979	FORD LTD	5.0L V8 302 CID			1964-1971	FORD GALAXIE 500	6.4L V8 390 CID
	1977-1979	FORD THUNDERBIRD	5.0L V8 302 CID			1965	CHEVROLET CORVETTE	6.5L V8 6489cc 396 CID
	1977-1979	FORD THUNDERBIRD	5.8L V8 351 CID			1965	FORD FALCON	4.3L V8 4261cc 260 CID
	1977-1979	LINCOLN CONTINENTAL	6.6L V8 400 CID			1965	FORD LTD	7.0L V8 428 CID
	1977-1979	LINCOLN MARK V	6.6L V8 400 CID			1965-1966	CHEVROLET CHEVY II	3.8L L6 230 CID
	1977-1980	LINCOLN VERSAILLES	5.0L V8 302 CID			1965-1966	CHEVROLET CHEVY II	3.8L L6 3769cc 230 CID
	1977-1981	MERCURY COUGAR	5.0L V8 302 CID			1965-1967	CHEVROLET CHEVY II	5.3L V8 5358cc 327 CID
	1978-1979	FORD BRONCO	6.6L V8 400 CID			1965-1967	CHEVROLET CHEVY II	5.3L V8 5358cc 327 CID
	1978-1979	MERCURY MARQUIS	5.8L V8 351 CID			1965-1967	FORD FAIRLANE	3.3L L6 200 CID
	1978-1979	MERCURY ZEPHYR	3.3L L6 200 CID			1965-1967	FORD FAIRLANE	7.0L V8 427 CID
	1978-1979	MERCURY ZEPHYR	5.0L V8 302 CID			1965-1968	CHEVROLET BISCAYNE	4.1L L6 4097cc 250 CID
	1978-1991	FORD BRONCO	5.8L V8 351 CID			1965-1968	CHEVROLET BISCAYNE	4.1L L6 4098cc 250 CID
	1979	FORD MUSTANG	5.0L V8 302 CID			1965-1968	CHEVROLET BISCAYNE	6.5L V8 6489cc 396 CID
	1979	MERCURY CAPRI	5.0L V8 302 CID			1965-1968	FORD GALAXIE 500	7.0L V8 427 CID
	1979	MERCURY MARQUIS	5.0L V8 302 CID			1965-1968	FORD LTD	7.0L V8 6997cc 427 CID
	1979-1982	MERCURY CAPRI	3.3L L6 200 CID			1965-1969	CHEVROLET BEL AIR	4.1L L6 4097cc 250 CID
	1980	LINCOLN CONTINENTAL	5.0L V8 302 CID			1965-1969	CHEVROLET BEL AIR	4.1L L6 4098cc 250 CID
	1980	LINCOLN CONTINENTAL	5.8L V8 351 CID			1965-1969	CHEVROLET BEL AIR	6.5L V8 6489cc 396 CID
	1980	LINCOLN MARK VI	5.8L V8 351 CID			1965-1972	FORD GALAXIE 500	3.9L L6 240 CID
	1980	MERCURY COUGAR	4.2L V8 255 CID			1966	CHEVROLET CAPRICE	5.3L V8 5358cc 327 CID
	1980	MERCURY MONARCH	4.2L V8 255 CID			1966	CHEVROLET CHEVELLE	5.3L V8 5358cc 327 CID
	1980-1981	FORD GRANADA	4.2L V8 255 CID			1966-1967	FORD RANCHERO	4.7L V8 289 CID
	1980-1982	FORD MUSTANG	4.2L V8 255 CID			1966-1967	FORD RANCHERO	4.7L V8 4727cc 289 CID
	1980-1982	MERCURY CAPRI	4.2L V8 255 CID			1966-1967	FORD RANCHERO	5.8L V8 5769cc 352 CID
	1980-1982	MERCURY COUGAR	3.3L L6 200 CID			1966-1967	FORD THUNDERBIRD	7.0L V8 6997cc 427 CID
	1980-1983	LINCOLN MARK VI	5.0L V8 302 CID			1966-1967	FORD THUNDERBIRD	7.0L V8 7014cc 428 CID
	1980-1991	FORD BRONCO	5.0L V8 302 CID			1966-1967	MERCURY MONTCLAIR	6.7L V8 6720cc 410 CID
	1981	MERCURY ZEPHYR	4.2L V8 255 CID			1966-1967	MERCURY MONTEREY	6.7L V8 6720cc 410 CID
	1981-1982	FORD THUNDERBIRD	4.2L V8 255 CID			1966-1967	MERCURY PARK LANE	6.7L V8 6720cc 410 CID
	1981-1986	LINCOLN TOWN CAR	5.0L V8 302 CID			1966-1968	CHEVROLET BISCAYNE	7.0L V8 6998cc 427 CID
	1982	FORD GRANADA	3.3L L6 200 CID			1966-1969	CHEVROLET BEL AIR	7.0L V8 6998cc 427 CID
	1982-1986	MERCURY CAPRI	5.0L V8 302 CID			1966-1969	FORD GT40	4.7L V8 4727cc 289 CID
	1983	MERCURY ZEPHYR	3.3L L6 200 CID			1966-1970	FORD LTD	7.0L V8 7014cc 428 CID



FAN CLUTCH BUYERS GUIDE



USMW	Years	Application	Engine	USMW	Years	Application	Engine
21016	1967	FORD COUNTRY SQUIRE	4.7L V8 4727cc 289 CID	21016	1969-1974	FORD E-300 ECONOLINE	5.0L V8 302 CID
	1967	FORD RANCH WAGON	4.7L V8 4727cc 289 CID		1969-1974	FORD GALAXIE 500	5.8L V8 351 CID
	1967	MERCURY COLONY PARK	6.7L V8 6720cc 410 CID		1969-1974	FORD GALAXIE 500	5.8L V8 5752cc 351 CID
	1967	MERCURY COLONY PARK	7.0L V8 6997cc 427 CID		1969-1974	FORD GALAXIE 500	5.8L V8 5753cc 351 CID
	1967	MERCURY MARQUIS	6.7L V8 6720cc 410 CID		1969-1974	FORD RANCHERO	4.1L L6 4097cc 250 CID
	1967-1968	FORD COUNTRY SQUIRE	7.0L V8 6997cc 427 CID		1969-1974	FORD RANCHERO	5.8L V8 5752cc 351 CID
	1967-1968	FORD RANCH WAGON	7.0L V8 6997cc 427 CID		1969-1974	FORD RANCHERO	5.8L V8 5753cc 351 CID
	1967-1969	FORD RANCHERO	6.4L V8 390 CID		1969-1974	FORD RANCH WAGON	5.8L V8 351 CID
	1967-1969	FORD RANCHERO	6.4L V8 6391cc 390 CID		1969-1974	FORD RANCH WAGON	5.8L V8 5752cc 351 CID
	1967-1969	FORD RANCH WAGON	3.9L L6 3933cc 240 CID		1969-1974	FORD RANCH WAGON	5.8L V8 5753cc 351 CID
	1967-1970	FORD COUNTRY SQUIRE	7.0L V8 7014cc 428 CID		1969-1975	FORD E-100 ECONOLINE	5.0L V8 302 CID
	1967-1970	FORD MUSTANG	7.0L V8 7014cc 428 CID		1969-1979	FORD RANCHERO	5.8L V8 351 CID
	1967-1970	FORD RANCH WAGON	7.0L V8 7014cc 428 CID		1970	FORD FAIRLANE	7.0L V8 429 CID
	1967-1970	MERCURY COLONY PARK	7.0L V8 7014cc 428 CID		1970	FORD FAIRLANE	7.0L V8 7030cc 429 CID
	1967-1971	FORD RANCH WAGON	6.4L V8 6391cc 390 CID		1970-1973	FORD TORINO	7.0L V8 429 CID
	1968	CHEVROLET BISCAYNE	6.5L V8 396 CID		1970-1973	FORD TORINO	7.0L V8 7030cc 429 CID
	1968	CHEVROLET BISCAYNE	7.0L V8 427 CID		1970-1974	MERCURY COLONY PARK	5.8L V8 5752cc 351 CID
	1968	FORD COUNTRY SQUIRE	7.0L V8 427 CID		1971-1973	MERCURY COLONY PARK	5.8L V8 5753cc 351 CID
	1968	FORD GALAXIE 500	7.0L V8 6997cc 427 CID		1971-1974	FORD COUNTRY SQUIRE	6.6L V8 400 CID
	1968	FORD GT40	4.7L V8 289 CID		1971-1974	FORD COUNTRY SQUIRE	6.6L V8 6555cc 400 CID
	1968	FORD LTD	7.0L V8 427 CID		1971-1974	FORD COUNTRY SQUIRE	6.6L V8 6556cc 400 CID
	1968	FORD MUSTANG	7.0L V8 427 CID		1971-1974	FORD GALAXIE 500	6.6L V8 400 CID
	1968	FORD MUSTANG	7.0L V8 6997cc 427 CID		1971-1974	FORD GALAXIE 500	6.6L V8 6555cc 400 CID
	1968	FORD TORINO	3.3L L6 200 CID		1971-1974	FORD GALAXIE 500	6.6L V8 6556cc 400 CID
	1968	FORD TORINO	3.3L L6 3277cc 200 CID		1971-1974	FORD RANCH WAGON	6.6L V8 400 CID
	1968	FORD TORINO	3.3L L6 3278cc 200 CID		1971-1974	FORD RANCH WAGON	6.6L V8 6555cc 400 CID
	1968	FORD TORINO	7.0L V8 427 CID		1971-1974	FORD RANCH WAGON	6.6L V8 6556cc 400 CID
	1968	FORD TORINO	7.0L V8 6997cc 427 CID		1971-1974	MERCURY COLONY PARK	6.6L V8 400 CID
	1968	LINCOLN CONTINENTAL	7.0L V8 429 CID		1971-1974	MERCURY COLONY PARK	6.6L V8 6555cc 400 CID
	1968	LINCOLN CONTINENTAL	7.0L V8 7030cc 429 CID		1971-1974	MERCURY COLONY PARK	6.6L V8 6556cc 400 CID
	1968	MERCURY COLONY PARK	7.0L V8 428 CID		1972	FORD P-350	5.0L V8 302 CID
	1968	MERCURY COMMUTER	6.4L V8 390 CID		1972-1973	FORD GRAN TORINO	7.0L V8 429 CID
	1968	MERCURY COMMUTER	6.4L V8 6391cc 390 CID		1972-1973	FORD P-350	6.4L V8 390 CID
	1968-1969	CHEVROLET BEL AIR	4.1L L6 250 CID		1972-1973	FORD P-350	6.4L V8 6392cc 390 CID
	1968-1969	CHEVROLET BEL AIR	6.5L V8 396 CID		1972-1973	MERCURY COLONY PARK	5.8L V8 351 CID
	1968-1969	CHEVROLET BEL AIR	7.0L V8 427 CID		1972-1974	FORD E-200 ECONOLINE	4.9L L6 4917cc 300 CID
	1968-1969	CHEVROLET IMPALA	5.3L V8 5358cc 327 CID		1972-1974	FORD E-300 ECONOLINE	4.9L L6 4917cc 300 CID
	1968-1969	FORD COUNTRY SQUIRE	7.0L V8 428 CID		1972-1974	FORD GRAN TORINO	4.1L L6 250 CID
	1968-1969	FORD GALAXIE 500	7.0L V8 428 CID		1972-1974	FORD GRAN TORINO	4.1L L6 4098cc 250 CID
	1968-1969	FORD LTD	7.0L V8 428 CID		1972-1974	FORD GRAN TORINO	5.0L V8 302 CID
	1968-1969	FORD RANCH WAGON	3.9L L6 240 CID		1972-1974	FORD GRAN TORINO	5.8L V8 5753cc 351 CID
	1968-1969	FORD TORINO	7.0L V8 428 CID		1972-1974	FORD GRAN TORINO	6.6L V8 6556cc 400 CID
	1968-1970	FORD GALAXIE 500	7.0L V8 7014cc 428 CID		1972-1974	FORD RANCHERO	6.6L V8 6555cc 400 CID
	1968-1970	FORD MUSTANG	3.3L L6 200 CID		1972-1974	FORD RANCHERO	6.6L V8 6556cc 400 CID
	1968-1970	FORD MUSTANG	3.3L L6 3278cc 200 CID		1972-1976	FORD GRAN TORINO	5.8L V8 351 CID
	1968-1970	FORD MUSTANG	7.0L V8 428 CID		1972-1976	FORD GRAN TORINO	6.6L V8 400 CID
	1968-1970	FORD RANCH WAGON	7.0L V8 428 CID		1972-1978	FORD RANCHERO	6.6L V8 400 CID
	1968-1970	FORD TORINO	7.0L V8 7014cc 428 CID		1972-1979	FORD E-100 ECONOLINE	4.9L L6 4917cc 300 CID
	1968-1970	MERCURY COLONY PARK	6.4L V8 390 CID		1973	FORD CUSTOM 500	7.0L V8 429 CID
	1968-1971	FORD COUNTRY SQUIRE	6.4L V8 390 CID		1973	FORD CUSTOM 500	7.0L V8 7030cc 429 CID
	1968-1971	FORD COUNTRY SQUIRE	6.4L V8 6391cc 390 CID		1973-1974	FORD CUSTOM 500	5.8L V8 5752cc 351 CID
	1968-1971	FORD GALAXIE 500	6.4L V8 6391cc 390 CID		1973-1974	FORD CUSTOM 500	5.8L V8 5753cc 351 CID
	1968-1971	FORD RANCH WAGON	6.4L V8 390 CID		1973-1974	FORD CUSTOM 500	6.6L V8 6555cc 400 CID
	1968-1972	FORD GALAXIE 500	3.9L L6 3933cc 240 CID		1973-1974	FORD CUSTOM 500	6.6L V8 6556cc 400 CID
	1968-1972	FORD P-350	3.9L L6 240 CID		1973-1977	FORD CUSTOM 500	5.8L V8 351 CID
	1968-1972	FORD P-350	3.9L L6 3933cc 240 CID		1973-1977	FORD CUSTOM 500	6.6L V8 400 CID
	1968-1972	FORD RANCH WAGON	5.0L V8 302 CID		1974	FORD GRAN TORINO	4.1L L6 4097cc 250 CID
	1968-1973	FORD THUNDERBIRD	7.0L V8 429 CID		1974	FORD GRAN TORINO	5.8L V8 5752cc 351 CID
	1968-1973	FORD THUNDERBIRD	7.0L V8 7030cc 429 CID		1974	FORD GRAN TORINO	6.6L V8 6555cc 400 CID
	1968-1974	FORD COUNTRY SQUIRE	5.0L V8 302 CID		1975	FORD E-150 ECONOLINE	5.0L V8 302 CID
	1968-1974	FORD GALAXIE 500	5.0L V8 302 CID		1975	FORD E-250 ECONOLINE	5.0L V8 302 CID
	1968-1974	FORD P-350	5.9L V8 360 CID		1975-1976	FORD F-250	5.9L V8 360 CID
	1968-1974	FORD P-350	6.4L V8 6391cc 390 CID		1975-1976	FORD F-250	6.4L V8 390 CID
	1968-1974	FORD RANCHERO	5.0L V8 302 CID		1975-1976	FORD F-350	5.9L V8 360 CID
	1968-1976	FORD P-350	4.9L L6 4917cc 300 CID		1975-1976	FORD F-350	6.4L V8 390 CID
	1969	CHECKER DELUXE	5.3L V8 5358cc 327 CID		1975-1977	FORD LTD	5.8L V8 5753cc 351 CID
	1969	CHEVROLET BEL AIR	5.7L V8 350 CID		1975-1978	FORD F-350	5.0L V8 302 CID
	1969	CHEVROLET BEL AIR	5.7L V8 5736cc 350 CID		1975-1978	MERCURY GRAND MARQUIS	6.6L V8 400 CID
	1969	FORD FAIRLANE	7.0L V8 427 CID		1975-1979	FORD E-100 ECONOLINE	5.8L V8 351 CID
	1969	FORD FAIRLANE	7.0L V8 428 CID		1975-1979	FORD E-150 ECONOLINE	4.9L L6 4917cc 300 CID
	1969	FORD FAIRLANE	7.0L V8 6997cc 427 CID		1975-1979	FORD E-150 ECONOLINE	5.8L V8 351 CID
	1969	FORD THUNDERBIRD	7.0L V8 7014cc 428 CID		1975-1979	FORD E-250 ECONOLINE	4.9L L6 4917cc 300 CID
	1969-1970	FORD FAIRLANE	7.0L V8 7014cc 428 CID		1975-1979	FORD E-250 ECONOLINE	5.8L V8 351 CID
	1969-1971	FORD MUSTANG	7.0L V8 429 CID		1975-1979	FORD E-350 ECONOLINE	4.9L L6 4917cc 300 CID
	1969-1971	FORD MUSTANG	7.0L V8 7030cc 429 CID		1975-1979	FORD E-350 ECONOLINE	5.8L V8 351 CID
	1969-1973	FORD COUNTRY SQUIRE	7.0L V8 429 CID		1975-1979	FORD F-250	4.9L L6 4917cc 300 CID
	1969-1973	FORD COUNTRY SQUIRE	7.0L V8 7030cc 429 CID		1975-1979	FORD F-350	4.9L L6 4917cc 300 CID
	1969-1973	FORD GALAXIE 500	7.0L V8 429 CID		1976	FORD P-350	5.0L V8 302 CID
	1969-1973	FORD GALAXIE 500	7.0L V8 7030cc 429 CID		1976	FORD P-350	6.6L V8 400 CID
	1969-1973	FORD LTD	7.0L V8 429 CID		1977-1978	FORD F-250	5.0L V8 302 CID
	1969-1973	FORD LTD	7.0L V8 7030cc 429 CID		1977-1978	FORD LTD II	6.6L V8 400 CID
	1969-1973	FORD RANCHERO	4.1L L6 250 CID		1977-1979	FORD F-250	5.8L V8 351 CID
	1969-1973	FORD RANCHERO	4.1L L6 4098cc 250 CID		1977-1979	FORD F-350	5.8L V8 351 CID
	1969-1973	FORD RANCH WAGON	7.0L V8 429 CID		1977-1979	FORD LTD II	5.0L V8 302 CID
	1969-1973	FORD RANCH WAGON	7.0L V8 7030cc 429 CID		1977-1979	FORD LTD II	5.8L V8 351 CID
	1969-1973	MERCURY COLONY PARK	7.0L V8 429 CID		1977-1979	FORD RANCHERO	5.0L V8 302 CID
	1969-1973	MERCURY COLONY PARK	7.0L V8 7030cc 429 CID		1978	FORD LTD	5.8L V8 5752cc 351 CID
	1969-1974	FORD COUNTRY SQUIRE	5.8L V8 351 CID		1978-1979	MERCURY GRAND MARQUIS	5.8L V8 351 CID
	1969-1974	FORD E-200 ECONOLINE	5.0L V8 302 CID		1979	FORD E-100 ECONOLINE	5.0L V8 302 CID

USMW	Years	Application	Engine	USMW	Years	Application	Engine
21016	1979	FORD E-150 ECONOLINE	5.0L V8 302 CID	21043	1968	PLYMOUTH ROAD RUNNER	5.6L V8 5572cc 340 CID
	1979	FORD E-250 ECONOLINE	5.0L V8 302 CID		1968-1969	PLYMOUTH BARRACUDA	5.6L V8 340 CID
	1979	FORD E-350 ECONOLINE	5.0L V8 302 CID		1968-1970	PLYMOUTH BELVEDERE	5.2L V8 318 CID
	1979	MERCURY GRAND MARQUIS	5.0L V8 302 CID		1968-1970	PLYMOUTH BELVEDERE	6.3L V8 383 CID
21043	1982	LINCOLN CONTINENTAL	5.0L V8 302 CID		1968-1971	CHRYSLER TOWN & COUNTRY	6.3L V8 383 CID
	1958	PLYMOUTH FURY	5.2L V8 317 CID		1968-1971	DODGE D100 PICKUP	6.3L V8 383 CID
	1958	PLYMOUTH FURY	5.2L V8 5212cc 318 CID		1968-1971	DODGE D100 PICKUP	6.3L V8 6286cc 383 CID
	1958	PLYMOUTH PLAZA	5.2L V8 317 CID		1968-1971	DODGE W100 PICKUP	6.3L V8 383 CID
	1958	PLYMOUTH PLAZA	5.2L V8 5212cc 318 CID		1968-1971	DODGE W100 PICKUP	6.3L V8 6286cc 383 CID
	1958-1959	PLYMOUTH BELVEDERE	5.2L V8 317 CID		1968-1971	PLYMOUTH ROAD RUNNER	6.3L V8 383 CID
	1958-1959	PLYMOUTH SAVOY	5.2L V8 317 CID		1968-1971	PLYMOUTH ROAD RUNNER	6.3L V8 6286cc 383 CID
	1958-1964	PLYMOUTH SAVOY	5.2L V8 5212cc 318 CID		1968-1971	PLYMOUTH SATELLITE	6.3L V8 383 CID
	1958-1970	PLYMOUTH BELVEDERE	5.2L V8 5212cc 318 CID		1968-1973	PLYMOUTH BARRACUDA	5.6L V8 5572cc 340 CID
	1959	DODGE CORONET	6.3L V8 6286cc 383 CID		1968-1973	PLYMOUTH SATELLITE	5.6L V8 5572cc 340 CID
	1959-1964	PLYMOUTH SAVOY	5.9L V8 5917cc 361 CID		1968-1974	PLYMOUTH BARRACUDA	5.2L V8 318 CID
	1959-1965	CHRYSLER 300	6.7L V8 6769cc 413 CID		1968-1974	PLYMOUTH SATELLITE	5.2L V8 318 CID
	1959-1965	CHRYSLER IMPERIAL	6.7L V8 6769cc 413 CID		1968-1974	PLYMOUTH VALIANT	5.2L V8 5212cc 318 CID
	1959-1965	CHRYSLER NEW YORKER	6.7L V8 6769cc 413 CID		1968-1976	PLYMOUTH VALIANT	5.2L V8 318 CID
	1959-1966	PLYMOUTH BELVEDERE	5.9L V8 5917cc 361 CID		1969-1970	PLYMOUTH GTX	7.2L V8 440 CID
	1960-1961	DODGE PHOENIX	3.7L L6 3687cc 225 CID		1969-1970	PLYMOUTH GTX	7.2L V8 7211cc 440 CID
	1960-1961	DODGE PIONEER	3.7L L6 3687cc 225 CID		1969-1974	PLYMOUTH ROAD RUNNER	7.2L V8 440 CID
	1960-1961	DODGE SENECA	3.7L L6 3687cc 225 CID		1969-1974	PLYMOUTH ROAD RUNNER	7.2L V8 7211cc 440 CID
	1960-1961	PLYMOUTH SAVOY	5.2L V8 318 CID		1970	DODGE A100 TRUCK	3.2L L6 198 CID
	1960-1961	PLYMOUTH SAVOY	5.9L V8 361 CID		1970	PLYMOUTH BARRACUDA	3.7L L6 225 CID
	1960-1961	PLYMOUTH SAVOY	6.3L V8 383 CID		1970	PLYMOUTH BELVEDERE	3.7L L6 225 CID
	1960-1964	PLYMOUTH SAVOY	3.7L L6 3687cc 225 CID		1970	PLYMOUTH FURY	6.3L V8 383 CID
	1960-1964	PLYMOUTH SAVOY	6.3L V8 6286cc 383 CID		1970	PLYMOUTH FURY	6.3L V8 6286cc 383 CID
	1960-1970	PLYMOUTH BELVEDERE	3.7L L6 3687cc 225 CID		1970	PLYMOUTH FURY	7.2L V8 7211cc 440 CID
	1960-1970	PLYMOUTH BELVEDERE	6.3L V8 6286cc 383 CID		1970	PLYMOUTH GTX	7.2L V8 7212cc 440 CID
	1960-1974	DODGE DART	3.7L L6 3687cc 225 CID		1970	PLYMOUTH ROAD RUNNER	7.2L V8 7212cc 440 CID
	1961	PLYMOUTH FURY	3.7L L6 3687cc 225 CID		1970-1971	DODGE CHALLENGER	3.2L L6 198 CID
	1961	PLYMOUTH FURY	5.2L V8 5212cc 318 CID		1970-1971	DODGE CHALLENGER	3.2L L6 3254cc 198 CID
	1961-1962	DODGE DART	6.7L V8 6769cc 413 CID		1970-1971	DODGE D100 PICKUP	3.2L L6 198 CID
	1962	DODGE POLARA	6.7L V8 6769cc 413 CID		1970-1971	DODGE D100 PICKUP	3.2L L6 3254cc 198 CID
	1962-1966	CHRYSLER 300	6.3L V8 383 CID		1970-1971	PLYMOUTH BARRACUDA	3.2L L6 198 CID
	1962-1966	CHRYSLER 300	6.3L V8 6286cc 383 CID		1970-1971	PLYMOUTH BARRACUDA	3.2L L6 3254cc 198 CID
	1962-1976	PLYMOUTH VALIANT	3.7L L6 3687cc 225 CID		1970-1971	PLYMOUTH FURY	7.2L V8 440 CID
	1963	DODGE 880	6.7L V8 6769cc 413 CID		1970-1972	PLYMOUTH BARRACUDA	7.2L V8 7211cc 440 CID
	1963	PLYMOUTH FURY	5.9L V8 361 CID		1970-1972	PLYMOUTH DUSTER	3.7L L6 225 CID
	1963	PLYMOUTH FURY	5.9L V8 5917cc 361 CID		1970-1972	PLYMOUTH VALIANT	3.7L L6 225 CID
	1963	PLYMOUTH FURY	6.3L V8 6286cc 383 CID		1970-1973	PLYMOUTH DUSTER	5.6L V8 340 CID
	1963-1965	DODGE 880	6.3L V8 6286cc 383 CID		1970-1973	PLYMOUTH DUSTER	5.6L V8 5572cc 340 CID
	1964	DODGE 330	6.3L V8 6286cc 383 CID		1970-1974	DODGE DART	3.2L L6 198 CID
	1964	DODGE 440	6.3L V8 6286cc 383 CID	1970-1974	DODGE DART	3.2L L6 3254cc 198 CID	
	1964	PLYMOUTH BARRACUDA	5.9L V8 5917cc 361 CID	1970-1974	PLYMOUTH DUSTER	3.2L L6 198 CID	
	1964-1966	DODGE A100	4.5L V8 4473cc 273 CID	1970-1974	PLYMOUTH DUSTER	3.2L L6 3254cc 198 CID	
	1964-1966	DODGE A100 TRUCK	4.5L V8 273 CID	1970-1974	PLYMOUTH DUSTER	5.2L V8 5212cc 318 CID	
1964-1967	BUICK SKYLARK	3.7L V6 3687cc 225 CID	1970-1974	PLYMOUTH FURY	7.2L V8 7212cc 440 CID		
1964-1969	DODGE DART	4.5L V8 273 CID	1970-1974	PLYMOUTH VALIANT	3.2L L6 198 CID		
1964-1969	DODGE DART	4.5L V8 4473cc 273 CID	1970-1974	PLYMOUTH VALIANT	3.2L L6 3254cc 198 CID		
1964-1972	PLYMOUTH BARRACUDA	3.7L L6 3687cc 225 CID	1970-1976	PLYMOUTH DUSTER	3.7L L6 3687cc 225 CID		
1965	DODGE MONACO	6.7L V8 6769cc 413 CID	1970-1976	PLYMOUTH DUSTER	5.2L V8 318 CID		
1965	DODGE POLARA	6.7L V8 6769cc 413 CID	1971	DODGE B100 VAN	3.2L L6 198 CID		
1965	PLYMOUTH FURY	6.3L V8 6286cc 383 CID	1971	DODGE B100 VAN	3.2L L6 3254cc 198 CID		
1965-1966	PLYMOUTH SATELLITE	5.9L V8 5917cc 361 CID	1971	DODGE B200 VAN	3.2L L6 198 CID		
1965-1968	DODGE CORONET	4.5L V8 273 CID	1971	DODGE B200 VAN	3.2L L6 3254cc 198 CID		
1965-1968	DODGE CORONET	4.5L V8 4473cc 273 CID	1971	DODGE DART	3.7L L6 225 CID		
1965-1971	CHRYSLER NEWPORT	6.3L V8 6286cc 383 CID	1971	PLYMOUTH FURY	3.7L L6 225 CID		
1965-1971	PLYMOUTH SATELLITE	6.3L V8 6286cc 383 CID	1971	PLYMOUTH FURY	5.9L V8 360 CID		
1965-1974	PLYMOUTH SATELLITE	3.7L L6 3687cc 225 CID	1971	PLYMOUTH SATELLITE	5.9L V8 360 CID		
1965-1974	PLYMOUTH SATELLITE	5.2L V8 5212cc 318 CID	1971	PLYMOUTH SCAMP	3.7L L6 225 CID		
1966	GMC PB15 SERIES	4.8L L6 4801cc 292 CID	1971-1972	PLYMOUTH SATELLITE	3.7L L6 225 CID		
1966	GMC PB25 SERIES	4.8L L6 4801cc 292 CID	1971-1973	PLYMOUTH ROAD RUNNER	5.6L V8 340 CID		
1966	PLYMOUTH FURY	5.2L V8 318 CID	1971-1973	PLYMOUTH ROAD RUNNER	5.6L V8 5572cc 340 CID		
1966-1967	BUICK SKYLARK	5.6L V8 5573cc 340 CID	1971-1974	PLYMOUTH ROAD RUNNER	5.2L V8 5212cc 318 CID		
1966-1967	PLYMOUTH BELVEDERE	7.2L V8 7211cc 440 CID	1971-1974	PLYMOUTH SCAMP	3.2L L6 198 CID		
1966-1967	PLYMOUTH SATELLITE	7.2L V8 7211cc 440 CID	1971-1974	PLYMOUTH SCAMP	3.2L L6 3254cc 198 CID		
1966-1971	CHRYSLER TOWN & COUNTRY	6.3L V8 6286cc 383 CID	1971-1974	PLYMOUTH SCAMP	5.2L V8 5212cc 318 CID		
1966-1974	PLYMOUTH BARRACUDA	5.2L V8 5212cc 318 CID	1971-1976	PLYMOUTH SCAMP	3.7L L6 3687cc 225 CID		
1967	BUICK LESABRE	5.6L V8 340 CID	1971-1976	PLYMOUTH SCAMP	5.2L V8 318 CID		
1967	BUICK LESABRE	5.6L V8 5573cc 340 CID	1972	PLYMOUTH FURY	3.7L L6 3687cc 225 CID		
1967	DODGE D200 SERIES	6.3L V8 6286cc 383 CID	1972	PLYMOUTH SATELLITE	5.6L V8 340 CID		
1967	DODGE D300 SERIES	6.3L V8 6286cc 383 CID	1972-1973	PLYMOUTH BARRACUDA	5.6L V8 340 CID		
1967	DODGE W100 SERIES	6.3L V8 6286cc 383 CID	1972-1973	PLYMOUTH FURY	5.2L V8 5212cc 318 CID		
1967	DODGE W200 SERIES	6.3L V8 6286cc 383 CID	1972-1973	PLYMOUTH GRAN FURY	5.2L V8 318 CID		
1967	GMC P15/P1500 VAN	4.8L L6 292 CID	1972-1974	PLYMOUTH GRAN FURY	5.2L V8 5212cc 318 CID		
1967	PLYMOUTH FURY	6.3L V8 6286cc 383 CID	1972-1974	PLYMOUTH ROAD RUNNER	7.2L V8 7212cc 440 CID		
1967	PLYMOUTH FURY	7.2L V8 7211cc 440 CID	1972-1975	PLYMOUTH ROAD RUNNER	5.2L V8 318 CID		
1967	PLYMOUTH GTX	7.2L V8 7211cc 440 CID	1972-1977	PLYMOUTH GRAN FURY	5.9L V8 360 CID		
1967-1969	GMC P25/P2500 VAN	4.8L L6 292 CID	1973	PLYMOUTH FURY	5.9L V8 360 CID		
1967-1969	GMC P35/P3500 VAN	4.8L L6 292 CID	1973	PLYMOUTH FURY	7.2L V8 7211cc 440 CID		
1967-1971	CHRYSLER NEWPORT	6.3L V8 383 CID	1973-1974	PLYMOUTH BARRACUDA	5.9L V8 360 CID		
1967-1971	PLYMOUTH BARRACUDA	6.3L V8 383 CID	1973-1974	PLYMOUTH SATELLITE	5.9L V8 360 CID		
1967-1971	PLYMOUTH BARRACUDA	6.3L V8 6286cc 383 CID	1973-1974	PLYMOUTH SATELLITE	7.2L V8 7211cc 440 CID		
1968	PLYMOUTH FURY	3.7L L6 3687cc 225 CID	1974	CHEVROLET G20 VAN	4.8L L6 292 CID		
1968	PLYMOUTH FURY	5.2L V8 318 CID	1974	CHEVROLET G20 VAN	4.8L L6 4786cc 292 CID		
1968	PLYMOUTH FURY	6.3L V8 383 CID	1974	CHEVROLET G20 VAN	4.8L L6 4801cc 292 CID		
1968	PLYMOUTH ROAD RUNNER	5.2L V8 318 CID	1974	CHEVROLET G30 VAN	4.8L L6 292 CID		
1968	PLYMOUTH ROAD RUNNER	5.2L V8 5212cc 318 CID	1974	CHEVROLET G30 VAN	4.8L L6 4786cc 292 CID		

USMW	Years	Application	Engine	USMW	Years	Application	Engine	
21043	1974	GMC G25/G2500 VAN	4.8L L6 292 CID	21043	1978-1979	GMC CABALLERO	3.8L V6 3800cc 231 CID	
	1974	GMC G25/G2500 VAN	4.8L L6 4786cc 292 CID		1978-1979	GMC CABALLERO	5.0L V8 305 CID	
	1974	GMC G35/G3500 VAN	4.8L L6 292 CID		1978-1979	GMC CABALLERO	5.7L V8 350 CID	
	1974	GMC G35/G3500 VAN	4.8L L6 4786cc 292 CID		1978-1979	GMC JIMMY	4.1L L6 250 CID	
	1974	GMC G35/G3500 VAN	4.8L L6 4801cc 292 CID		1978-1979	OLDSMOBILE OMEGA	3.8L V6 3800cc 231 CID	
	1974	PLYMOUTH PB100 VAN	3.7L L6 3687cc 225 CID		1978-1979	PONTIAC FIREBIRD	3.8L V6 3800cc 231 CID	
	1974	PLYMOUTH PB100 VAN	5.2L V8 318 CID		1978-1979	PONTIAC GRAND PRIX	3.8L V6 3800cc 231 CID	
	1974	PLYMOUTH PB100 VAN	5.2L V8 5212cc 318 CID		1978-1979	PONTIAC PHOENIX	3.8L V6 3800cc 231 CID	
	1974	PLYMOUTH PB100 VAN	5.9L V8 360 CID		1978-1980	PONTIAC GRAND LEMANS	3.8L V6 3800cc 231 CID	
	1974	PLYMOUTH SATELLITE	7.2L V8 440 CID		1978-1980	PONTIAC LEMANS	3.8L V6 3800cc 231 CID	
	1974	PLYMOUTH SATELLITE	7.2L V8 7212cc 440 CID		1979	CHEVROLET K10	4.8L L6 292 CID	
	1974	PLYMOUTH TRAILDUSTER	5.2L V8 318 CID		1979	GMC C1500	4.1L L6 250 CID	
	1974	PLYMOUTH TRAILDUSTER	5.2L V8 5212cc 318 CID		1979	GMC C1500	4.8L L6 292 CID	
	1974-1975	PLYMOUTH ROAD RUNNER	5.9L V8 360 CID		1979	GMC C1500 SUBURBAN	4.1L L6 250 CID	
	1974-1976	PLYMOUTH DUSTER	5.9L V8 360 CID		1979	GMC CABALLERO	3.8L V6 231 CID	
	1974-1979	PLYMOUTH TRAILDUSTER	3.7L L6 3687cc 225 CID		1979	GMC CABALLERO	4.4L V8 267 CID	
	1974-1979	PLYMOUTH TRAILDUSTER	5.9L V8 360 CID		1979	GMC K1500	4.1L L6 250 CID	
	1975	PLYMOUTH FURY	5.2L V8 318 CID		1979	GMC K1500	4.8L L6 292 CID	
	1975-1977	OLDSMOBILE STARFIRE	3.8L V6 231 CID		1979	GMC K1500 SUBURBAN	4.1L L6 250 CID	
	1975-1977	PLYMOUTH GRAN FURY	5.2L V8 318 CID		1979	GMC K2500	4.8L L6 292 CID	
	1975-1978	GMC G25	4.8L L6 292 CID		1979	GMC K2500 SUBURBAN	4.8L L6 292 CID	
	1975-1978	GMC G35	4.8L L6 292 CID		1979	GMC K3500	4.8L L6 292 CID	
	1975-1978	PLYMOUTH FURY	5.9L V8 360 CID		1979	OLDSMOBILE CUTLASS	3.8L V6 3800cc 231 CID	
	1975-1979	CHEVROLET G30	4.8L L6 292 CID		1979	PONTIAC GRAND AM	3.8L V6 3800cc 231 CID	
	1975-1979	PLYMOUTH TRAILDUSTER	5.2L V8 5211cc 318 CID		1979	PONTIAC GRAND LEMANS	3.8L V6 231 CID	
	1975-1979	PONTIAC GRAND LEMANS	5.7L V8 350 CID		1979	PONTIAC GRAND PRIX	3.8L V6 231 CID	
	1975-1980	CHEVROLET G20	4.8L L6 292 CID		1979	PONTIAC LEMANS	3.8L V6 231 CID	
	1976	PLYMOUTH VALIANT	5.9L V8 360 CID		1979-1980	PONTIAC GRAND LEMANS	4.9L V8 301 CID	
	1976	PONTIAC GRAND LEMANS	4.3L V8 260 CID		1979-1980	PONTIAC GRAND LEMANS	5.0L V8 305 CID	
	1976	PONTIAC LEMANS	4.3L V8 260 CID		1980	PONTIAC GRAND LEMANS	3.8L V6 229 CID	
	1976-1977	CHEVROLET MONTE CARLO	5.0L V8 305 CID		1980	PONTIAC GRAND LEMANS	4.3L V8 265 CID	
	1976-1977	GMC SPRINT	5.0L V8 305 CID		1980	PONTIAC LEMANS	3.8L V6 229 CID	
	1976-1978	PLYMOUTH PB100	5.9L V8 360 CID		1986-1987	CHEVROLET MONTE CARLO	3.8L V6 231 CID	
	1976-1978	PLYMOUTH PB200	3.7L L6 3687cc 225 CID		21049	1958	CHEVROLET DEL RAY	4.6L V8 4638cc 283 CID
	1976-1978	PLYMOUTH PB200	6.6L V8 400 CID			1967	CHEVROLET CAPRICE	4.6L V8 4638cc 283 CID
	1976-1978	PLYMOUTH PB300	6.6L V8 400 CID			1967	CHEVROLET CHEVELLE	3.8L L6 230 CID
	1976-1979	PLYMOUTH PB100	3.7L L6 3687cc 225 CID			1967	CHEVROLET CHEVELLE	4.1L L6 250 CID
	1976-1979	PLYMOUTH PB100	5.2L V8 5211cc 318 CID			1967	CHEVROLET CHEVELLE	4.6L V8 283 CID
	1976-1979	PLYMOUTH PB200	5.2L V8 5211cc 318 CID			1967	CHEVROLET CHEVELLE	4.6L V8 4638cc 283 CID
	1976-1979	PLYMOUTH PB200	5.9L V8 360 CID			1967	CHEVROLET CHEVELLE	5.4L V8 327 CID
	1976-1979	PLYMOUTH PB300	5.2L V8 5211cc 318 CID			1967	CHEVROLET CHEVELLE	6.5L V8 396 CID
	1976-1979	PLYMOUTH PB300	5.9L V8 360 CID			1967	CHEVROLET EL CAMINO	4.6L V8 4638cc 283 CID
	1977	OLDSMOBILE CUTLASS	3.8L V6 231 CID			1967	CHEVROLET MALIBU	3.8L L6 3769cc 230 CID
	1977	OLDSMOBILE DELTA 88	3.8L V6 231 CID			1967	CHEVROLET MALIBU	4.1L L6 4097cc 250 CID
	1977	OLDSMOBILE OMEGA	3.8L V6 231 CID			1967	CHEVROLET MALIBU	4.1L L6 4098cc 250 CID
	1977	PLYMOUTH FURY	3.7L L6 3687cc 225 CID			1967	CHEVROLET MALIBU	4.6L V8 4638cc 283 CID
	1977	PONTIAC CATALINA	3.8L V6 231 CID			1967	CHEVROLET MALIBU	5.3L V8 5358cc 327 CID
	1977	PONTIAC FIREBIRD	3.8L V6 231 CID			1967	CHEVROLET MALIBU	6.5L V8 6489cc 396 CID
	1977	PONTIAC GRAND LEMANS	3.8L V6 231 CID			1967-1968	CHEVROLET CAPRICE	6.5L V8 6489cc 396 CID
	1977	PONTIAC GRAND LEMANS	4.9L V8 301 CID			1967-1968	CHEVROLET CHEVELLE	5.3L V8 5358cc 327 CID
	1977	PONTIAC GRAND LEMANS	5.0L V8 305 CID			1967-1969	CHEVROLET CAMARO	3.8L L6 3769cc 230 CID
	1977	PONTIAC GRAND SAFARI	4.9L V8 301 CID			1967-1969	CHEVROLET CAMARO	4.9L V8 4949cc 302 CID
	1977	PONTIAC GRAND SAFARI	5.7L V8 350 CID			1967-1969	CHEVROLET CAMARO	5.3L V8 5358cc 327 CID
	1977	PONTIAC LEMANS	3.8L V6 231 CID			1967-1969	CHEVROLET CAPRICE	4.1L L6 4097cc 250 CID
	1977	PONTIAC PHOENIX	3.8L V6 231 CID			1967-1969	CHEVROLET CAPRICE	4.1L L6 4098cc 250 CID
	1977	PONTIAC VENTURA	3.8L V6 231 CID			1967-1969	CHEVROLET CAPRICE	5.3L V8 5358cc 327 CID
	1977-1978	PLYMOUTH TRAILDUSTER	6.6L V8 400 CID			1967-1969	CHEVROLET CAPRICE	7.0L V8 6998cc 427 CID
	1977-1979	OLDSMOBILE DELTA 88	3.8L V6 3800cc 231 CID			1967-1969	CHEVROLET CHEVELLE	3.8L L6 3769cc 230 CID
	1977-1979	OLDSMOBILE STARFIRE	3.8L V6 3800cc 231 CID			1967-1969	CHEVROLET CHEVELLE	6.5L V8 6489cc 396 CID
	1977-1979	PONTIAC CATALINA	3.8L V6 3800cc 231 CID			1967-1969	CHEVROLET EL CAMINO	3.8L L6 3769cc 230 CID
	1978	GMC C15	4.1L L6 250 CID			1967-1969	CHEVROLET EL CAMINO	6.5L V8 6489cc 396 CID
	1978	GMC C15	4.8L L6 292 CID			1967-1973	CHEVROLET CHEVELLE	4.1L L6 4097cc 250 CID
	1978	GMC C15 SUBURBAN	4.1L L6 250 CID			1967-1974	CHEVROLET EL CAMINO	4.1L L6 4097cc 250 CID
	1978	GMC C25	4.1L L6 250 CID			1968	CHEVROLET CHEVELLE	5.0L V8 307 CID
	1978	GMC C25	4.8L L6 292 CID			1968-1969	CHEVROLET CAPRICE	5.0L V8 5031cc 307 CID
	1978	GMC C25 SUBURBAN	4.8L L6 292 CID			1968-1973	CHEVROLET CHEVELLE	5.0L V8 5031cc 307 CID
	1978	GMC C35	4.1L L6 250 CID			1968-1973	CHEVROLET CHEVELLE	5.7L V8 5736cc 350 CID
	1978	GMC C35	4.8L L6 292 CID			1968-1973	CHEVROLET EL CAMINO	5.0L V8 5031cc 307 CID
	1978	GMC K15	4.1L L6 250 CID			1968-1974	CHEVROLET EL CAMINO	5.7L V8 5736cc 350 CID
	1978	GMC K15 SUBURBAN	4.1L L6 250 CID			1969	CHEVROLET CAMARO	6.5L V8 6489cc 396 CID
	1978	GMC K25	4.1L L6 250 CID			1969	CHEVROLET CAMARO	7.0L V8 6998cc 427 CID
	1978	GMC K25 SUBURBAN	4.8L L6 292 CID			1969	CHEVROLET EL CAMINO	5.3L V8 5358cc 327 CID
	1978	GMC K35	4.8L L6 292 CID			1969	CHEVROLET NOVA	6.5L V8 6489cc 396 CID
	1978	PLYMOUTH FURY	5.2L V8 318 CID			1969-1970	CHEVROLET NOVA	2.5L L4 2507cc 153 CID
	1978-1979	CHEVROLET C10	4.1L L6 250 CID			1969-1970	CHEVROLET NOVA	3.8L L6 3769cc 230 CID
	1978-1979	CHEVROLET C10	4.8L L6 292 CID			1969-1973	CHEVROLET CAMARO	4.1L L6 4098cc 250 CID
	1978-1979	CHEVROLET C10 SUBURBAN	4.1L L6 250 CID			1969-1973	CHEVROLET CAMARO	5.0L V8 5031cc 307 CID
	1978-1979	CHEVROLET C20	4.1L L6 250 CID			1969-1973	CHEVROLET NOVA	5.0L V8 5031cc 307 CID
	1978-1979	CHEVROLET C20	4.8L L6 292 CID			1969-1974	CHEVROLET CAMARO	4.1L L6 4097cc 250 CID
	1978-1979	CHEVROLET C20 SUBURBAN	4.8L L6 292 CID			1969-1974	CHEVROLET CAMARO	5.7L V8 5736cc 350 CID
	1978-1979	CHEVROLET K5 BLAZER	4.1L L6 250 CID			1969-1974	CHEVROLET CAPRICE	5.7L V8 5736cc 350 CID
	1978-1979	CHEVROLET K10	4.1L L6 250 CID			1969-1974	CHEVROLET NOVA	4.1L L6 4097cc 250 CID
	1978-1979	CHEVROLET K10 SUBURBAN	4.1L L6 250 CID			1969-1974	CHEVROLET NOVA	4.1L L6 4098cc 250 CID
	1978-1979	CHEVROLET K20	4.1L L6 250 CID			1969-1974	CHEVROLET NOVA	5.7L V8 5736cc 350 CID
	1978-1979	CHEVROLET K20	4.8L L6 292 CID			1970	CHEVROLET CHEVELLE	6.5L V8 396 CID
	1978-1979	CHEVROLET K20 SUBURBAN	4.8L L6 292 CID			1970	CHEVROLET EL CAMINO	6.5L V8 396 CID
	1978-1979	CHEVROLET K30	4.8L L6 292 CID			1970	CHEVROLET NOVA	6.5L V8 396 CID
	1978-1979	GMC CABALLERO	3.3L V6 200 CID			1970-1971	CHEVROLET NOVA	7.4L V8 7439cc 454 CID

USMW	Years	Application	Engine	USMW	Years	Application	Engine
21049	1970-1972	CHEVROLET CAMARO	6.6L V8 6588cc 402 CID	21049	1980	BUICK LESABRE	4.9L V8 301 CID
	1970-1972	CHEVROLET CAPRICE	6.6L V8 6588cc 402 CID		1980	BUICK REGAL	4.9L V8 301 CID
	1970-1972	CHEVROLET EL CAMINO	6.6L V8 6588cc 402 CID		1980	CHEVROLET G10	5.0L V8 305 CID
	1970-1972	CHEVROLET NOVA	6.6L V8 6588cc 402 CID		1980	CHEVROLET G20	5.0L V8 305 CID
	1970-1973	CHEVROLET CHEVELLE	6.6L V8 6555cc 400 CID		1980	CHEVROLET G20	5.7L V8 350 CID
	1970-1973	CHEVROLET CHEVELLE	7.4L V8 7439cc 454 CID		1980	CHEVROLET G30	5.7L V8 350 CID
	1970-1973	CHEVROLET CHEVELLE	7.4L V8 7441cc 454 CID		1980	CHEVROLET IMPALA	5.7L V8 350 CID
	1970-1974	CHEVROLET CAPRICE	6.6L V8 6555cc 400 CID		1980	CHEVROLET K10	4.8L L6 292 CID
	1970-1974	CHEVROLET CAPRICE	6.6L V8 6556cc 400 CID		1980	CHEVROLET MONTE CARLO	4.4L V8 267 CID
	1970-1974	CHEVROLET CAPRICE	7.4L V8 7439cc 454 CID		1980	GMC G1500	5.0L V8 305 CID
	1970-1974	CHEVROLET CAPRICE	7.4L V8 7441cc 454 CID		1980	GMC G2500	5.0L V8 305 CID
	1970-1974	CHEVROLET EL CAMINO	6.6L V8 6555cc 400 CID		1980	GMC G2500	5.7L V8 350 CID
	1970-1974	CHEVROLET EL CAMINO	7.4L V8 7439cc 454 CID		1980	GMC G3500	5.7L V8 350 CID
	1970-1974	CHEVROLET EL CAMINO	7.4L V8 7441cc 454 CID		1980	GMC K1500	4.8L L6 292 CID
	1971-1972	CHEVROLET CHEVELLE	6.6L V8 6588cc 402 CID		1980	OLDSMOBILE CUTLASS SALON	3.8L V6 3800cc 231 CID
	1971-1973	CHEVROLET CAPRICE	5.0L V8 5031cc 307 CID		1980	OLDSMOBILE CUTLASS SALON	4.3L V8 260 CID
	1971-1974	CHEVROLET CAPRICE	4.1L L6 4097cc 250 CID		1980	OLDSMOBILE CUTLASS SALON	5.7L V8 350 CID
	1971-1974	CHEVROLET VEGA	2.3L L4 2295cc 140 CID		1980	OLDSMOBILE STARFIRE	2.5L L4 2474cc 151 CID
	1971-1977	CHEVROLET VEGA	2.3L L4 2294cc 140 CID		1980	PONTIAC FIREBIRD	5.0L V8 305 CID
	1972	CHEVROLET CAMARO	5.7L V8 5737cc 350 CID		1980	PONTIAC GRAND LEMANS	3.8L V6 229 CID
	1972-1983	JEEP WAGONEER	5.9L V8 360 CID		1980	PONTIAC LEMANS	3.8L V6 229 CID
	1973	CHEVROLET CAMARO	5.0L V8 307 CID		1980	PONTIAC SUNBIRD	2.5L L4 2474cc 151 CID
	1973	CHEVROLET CAMARO	5.7L V8 350 CID		1980-1981	CHEVROLET C20	4.8L L6 292 CID
	1973	CHEVROLET MALIBU	5.0L V8 5031cc 307 CID		1980-1981	CHEVROLET C20 SUBURBAN	4.8L L6 292 CID
	1973-1974	CHEVROLET MALIBU	4.1L L6 4097cc 250 CID		1980-1981	CHEVROLET C30	4.8L L6 292 CID
	1973-1974	CHEVROLET MALIBU	4.1L L6 4098cc 250 CID		1980-1981	CHEVROLET CAMARO	3.8L V6 229 CID
	1973-1974	CHEVROLET MALIBU	5.7L V8 5736cc 350 CID		1980-1981	CHEVROLET CAMARO	4.4L V8 267 CID
	1973-1974	CHEVROLET MALIBU	6.6L V8 6555cc 400 CID		1980-1981	CHEVROLET CAPRICE	3.8L V6 3800cc 231 CID
	1973-1974	CHEVROLET MALIBU	7.4L V8 7439cc 454 CID		1980-1981	CHEVROLET K20	4.8L L6 292 CID
	1973-1974	CHEVROLET MALIBU	7.4L V8 7441cc 454 CID		1980-1981	CHEVROLET K20 SUBURBAN	4.8L L6 292 CID
	1974	CHEVROLET CAPRICE	5.7L V8 5737cc 350 CID		1980-1981	CHEVROLET K30	4.8L L6 292 CID
	1974	CHEVROLET EL CAMINO	5.7L V8 5737cc 350 CID		1980-1981	GMC C2500	4.8L L6 292 CID
	1974	CHEVROLET EL CAMINO	6.6L V8 6556cc 400 CID		1980-1981	GMC C2500 SUBURBAN	4.8L L6 292 CID
	1974	CHEVROLET MALIBU	5.7L V8 5737cc 350 CID		1980-1981	GMC C3500	4.8L L6 292 CID
	1974	CHEVROLET MALIBU	6.6L V8 6556cc 400 CID		1980-1981	GMC K2500	4.8L L6 292 CID
	1974	CHEVROLET MALIBU	5.7L V8 5737cc 350 CID		1980-1981	GMC K2500 SUBURBAN	4.8L L6 292 CID
	1974	CHEVROLET NOVA	5.7L V8 5737cc 350 CID		1980-1981	GMC K3500	4.8L L6 292 CID
	1974	JEEP J10	6.6L V8 6571cc 401 CID		1980-1981	JEEP CJ5	5.0L V8 304 CID
	1974	JEEP J10	6.6L V8 6572cc 401 CID		1980-1981	JEEP CJ7	5.0L V8 304 CID
	1974	JEEP J20	6.6L V8 6571cc 401 CID		1980-1981	JEEP CJ7	5.0L V8 304 CID
	1974	JEEP J20	6.6L V8 6572cc 401 CID		1980-1981	OLDSMOBILE CUTLASS	3.8L V6 3800cc 231 CID
	1974	JEEP WAGONEER	6.6L V8 6571cc 401 CID		1980-1981	OLDSMOBILE CUTLASS	4.3L V8 260 CID
	1974	JEEP WAGONEER	6.6L V8 6572cc 401 CID		1980-1981	OLDSMOBILE CUTLASS	5.7L V8 350 CID
	1974-1978	JEEP J10	6.6L V8 401 CID		1980-1981	PONTIAC BONNEVILLE	5.7L V8 350 CID
	1974-1978	JEEP J20	6.6L V8 401 CID		1980-1981	PONTIAC CATALINA	3.8L V6 3800cc 231 CID
	1974-1978	JEEP WAGONEER	6.6L V8 401 CID		1980-1981	PONTIAC CATALINA	5.7L V8 350 CID
	1974-1988	JEEP J10	5.9L V8 360 CID		1980-1981	PONTIAC FIREBIRD	4.9L V8 301 CID
	1974-1988	JEEP J20	5.9L V8 360 CID		1980-1981	PONTIAC GRAND LEMANS	3.8L V6 3800cc 231 CID
	1975	CHEVROLET EL CAMINO	7.4L V8 454 CID		1980-1981	PONTIAC LEMANS	3.8L V6 3800cc 231 CID
	1975	CHEVROLET MALIBU	7.4L V8 454 CID		1980-1982	CHEVROLET CAPRICE	4.4L V8 267 CID
	1975	CHEVROLET NOVA	4.3L V8 262 CID		1980-1982	CHEVROLET IMPALA	4.4L V8 267 CID
	1975-1976	CHEVROLET CAPRICE	6.6L V8 400 CID		1980-1982	GMC CABALLERO	4.4L V8 267 CID
	1975-1976	CHEVROLET CAPRICE	7.4L V8 454 CID		1980-1982	OLDSMOBILE CUTLASS CALAIS	4.3L V8 260 CID
	1975-1976	CHEVROLET EL CAMINO	6.6L V8 400 CID		1980-1982	OLDSMOBILE CUTLASS CRUISER	3.8L V6 3800cc 231 CID
	1975-1976	CHEVROLET MALIBU	6.6L V8 400 CID		1980-1982	OLDSMOBILE CUTLASS CRUISER	4.3L V8 260 CID
	1975-1976	CHEVROLET MONZA	4.3L V8 262 CID		1980-1982	OLDSMOBILE CUTLASS SUPREME	4.3L V8 260 CID
	1975-1977	CHEVROLET EL CAMINO	4.1L L6 250 CID		1980-1983	AMERICAN MOTORS EAGLE	4.2L L6 258 CID
	1975-1977	CHEVROLET MALIBU	4.1L L6 250 CID		1980-1983	CHEVROLET MALIBU	3.8L V6 229 CID
	1975-1979	CHEVROLET CAMARO	4.1L L6 250 CID		1980-1983	JEEP CHEROKEE	5.9L V8 360 CID
	1975-1979	CHEVROLET CAMARO	5.7L V8 350 CID		1980-1983	OLDSMOBILE CUTLASS CRUISER	5.7L V8 350 CID
	1975-1979	CHEVROLET EL CAMINO	5.7L V8 350 CID		1980-1984	BUICK ELECTRA	4.1L V6 252 CID
	1975-1979	CHEVROLET NOVA	4.1L L6 250 CID		1980-1984	CHEVROLET CAPRICE	3.8L V6 229 CID
	1975-1979	CHEVROLET NOVA	5.7L V8 350 CID		1980-1984	CHEVROLET EL CAMINO	3.8L V6 229 CID
	1975-1983	CHEVROLET MALIBU	5.7L V8 350 CID		1980-1984	CHEVROLET IMPALA	3.8L V6 229 CID
	1975-1985	CHEVROLET CAPRICE	5.7L V8 350 CID		1980-1984	CHEVROLET IMPALA	3.8L V6 3800cc 231 CID
	1976-1979	CHEVROLET CAMARO	5.0L V8 305 CID		1980-1984	CHEVROLET MONTE CARLO	3.8L V6 229 CID
	1976-1979	CHEVROLET MONZA	5.0L V8 305 CID		1980-1984	CHEVROLET MONTE CARLO	3.8L V6 3800cc 231 CID
	1976-1979	CHEVROLET NOVA	5.0L V8 305 CID		1980-1984	CHEVROLET MONTE CARLO	5.0L V8 305 CID
	1976-1982	CHEVROLET EL CAMINO	5.0L V8 305 CID		1980-1984	GMC CABALLERO	3.8L V6 229 CID
	1976-1983	CHEVROLET MALIBU	5.0L V8 305 CID		1980-1984	GMC CABALLERO	3.8L V6 3800cc 231 CID
	1977-1979	CHEVROLET CAPRICE	4.1L L6 250 CID		1980-1984	GMC CABALLERO	5.0L V8 305 CID
	1977-1979	CHEVROLET CAPRICE	5.0L V8 305 CID		1980-1984	OLDSMOBILE 98	5.0L V8 307 CID
	1978-1979	CHEVROLET EL CAMINO	3.3L V6 200 CID		1980-1984	OLDSMOBILE 98	5.7L V8 350 CID
	1978-1979	CHEVROLET MALIBU	3.3L V6 200 CID		1980-1984	OLDSMOBILE CUTLASS CALAIS	3.8L V6 3800cc 231 CID
	1978-1979	CHEVROLET MONZA	3.2L V6 196 CID		1980-1984	OLDSMOBILE CUTLASS CALAIS	5.7L V8 350 CID
	1978-1980	CHEVROLET MONZA	2.5L L4 2474cc 151 CID		1980-1984	OLDSMOBILE DELTA 88	5.7L V8 350 CID
	1978-1980	CHEVROLET MONZA	3.8L V6 3800cc 231 CID		1980-1985	OLDSMOBILE CUSTOM CRUISER	5.7L V8 350 CID
	1978-1981	CHEVROLET MALIBU	3.8L V6 3800cc 231 CID		1980-1985	OLDSMOBILE CUTLASS SUPREME	5.7L V8 350 CID
	1978-1984	CHEVROLET EL CAMINO	3.8L V6 3800cc 231 CID		1980-1985	OLDSMOBILE DELTA 88	3.8L V6 3800cc 231 CID
	1979	CHEVROLET EL CAMINO	3.8L V6 231 CID		1980-1985	OLDSMOBILE DELTA 88	5.0L V8 307 CID
	1979	CHEVROLET MALIBU	3.8L V6 231 CID		1980-1985	OLDSMOBILE TORONADO	5.0L V8 307 CID
	1979	CHEVROLET MALIBU	4.1L L6 4097cc 250 CID		1980-1985	OLDSMOBILE TORONADO	5.7L V8 350 CID
	1979	CHEVROLET MONZA	3.8L V6 231 CID		1980-1986	CHEVROLET C10	5.0L V8 305 CID
	1979-1980	CHEVROLET MALIBU	4.4L V8 267 CID		1980-1986	CHEVROLET C20 SUBURBAN	5.0L V8 305 CID
	1979-1981	CHEVROLET C10	4.1L L6 4097cc 250 CID		1980-1986	CHEVROLET K5 BLAZER	5.0L V8 305 CID
	1979-1982	CHEVROLET EL CAMINO	4.4L V8 267 CID		1980-1986	GMC C1500	5.0L V8 305 CID
	1980	AMERICAN MOTORS PACER	4.2L L6 258 CID		1980-1986	GMC JIMMY	5.0L V8 305 CID
	1980	BUICK CENTURY	4.9L V8 301 CID		1980-1986	PONTIAC BONNEVILLE	3.8L V6 3800cc 231 CID
	1980	BUICK ELECTRA	4.9L V8 301 CID		1980-1987	OLDSMOBILE CUTLASS SUPREME	3.8L V6 3800cc 231 CID
	1980	BUICK ESTATE WAGON	4.9L V8 301 CID		1980-1987	PONTIAC GRAND PRIX	3.8L V6 3800cc 231 CID

FAN CLUTCHES

USMW	Years	Application	Engine	USMW	Years	Application	Engine
21049	1980-1990	OLDSMOBILE CUSTOM CRUISER	5.0L V8 307 CID	21049	1982-1986	GMC K1500	5.0L V8 305 CID
	1981	BUICK CENTURY	3.8L V6 3800cc 231 CID		1982-1986	GMC K1500 SUBURBAN	5.7L V8 350 CID
	1981	BUICK CENTURY	4.3L V8 265 CID		1982-1986	GMC K2500	5.7L V8 350 CID
	1981	BUICK CENTURY	5.7L V8 350 CID		1982-1986	GMC K2500 SUBURBAN	5.7L V8 350 CID
	1981	BUICK REGAL	4.3L V8 265 CID		1982-1986	GMC K3500	5.7L V8 350 CID
	1981	CHEVROLET C10	4.8L L6 4786cc 292 CID		1982-1986	PONTIAC FIREBIRD	2.5L L4 2474cc 151 CID
	1981	CHEVROLET C10	5.7L V8 5735cc 350 CID		1982-1988	CHEVROLET CAPRICE	5.0L V8 305 CID
	1981	CHEVROLET CAMARO	3.8L V6 3800cc 231 CID		1982-1988	GMC JIMMY	5.7L V8 350 CID
	1981	CHEVROLET MALIBU	4.1L L6 4097cc 250 CID		1982-1988	OLDSMOBILE CUTLASS SUPREME	5.0L V8 307 CID
	1981	PONTIAC BONNEVILLE	5.0L V8 307 CID		1983-1984	CHEVROLET EL CAMINO	5.7L V8 350 CID
	1981	PONTIAC CATALINA	5.0L V8 307 CID		1983-1984	GMC CABALLERO	5.7L V8 350 CID
	1981-1982	CADILLAC ELDORADO	4.1L V6 252 CID		1983-1985	PONTIAC PARISIENNE	5.7L V8 350 CID
	1981-1983	AMERICAN MOTORS CONCORD	4.2L L6 258 CID		1983-1986	PONTIAC BONNEVILLE	5.0L V8 305 CID
	1981-1983	AMERICAN MOTORS SPIRIT	4.2L L6 258 CID		1983-1986	PONTIAC PARISIENNE	5.0L V8 305 CID
	1981-1983	BUICK ESTATE WAGON	5.0L V8 307 CID		1984	PONTIAC PARISIENNE	3.8L V6 3800cc 231 CID
	1981-1983	BUICK ESTATE WAGON	5.7L V8 350 CID		1984-1989	CHEVROLET CAMARO	5.0L V8 305 CID
	1981-1983	OLDSMOBILE CUTLASS CRUISER	5.0L V8 307 CID		1984-1991	JEEP GRAND WAGONEER	5.9L V8 360 CID
	1981-1984	CHEVROLET C10	5.7L V8 350 CID		1985	BUICK REGAL	5.7L V8 350 CID
	1981-1984	CHEVROLET C30	5.7L V8 350 CID		1985	CHEVROLET IMPALA	4.3L V6 262 CID
	1981-1984	GMC C1500	5.7L V8 350 CID		1985	CHEVROLET K20	4.3L V6 262 CID
	1981-1984	PONTIAC GRAND PRIX	5.7L V8 350 CID		1985	CHEVROLET K20	5.0L V8 305 CID
	1981-1985	BUICK ELECTRA	5.7L V8 350 CID		1985	GMC K2500	4.3L V6 262 CID
	1981-1985	BUICK LESABRE	3.8L V6 3800cc 231 CID		1985	OLDSMOBILE CUTLASS SALON	5.7L V8 350 CID
	1981-1985	BUICK LESABRE	5.7L V8 350 CID		1985-1986	CHEVROLET C10	4.3L V6 262 CID
	1981-1985	BUICK RIVIERA	3.8L V6 3800cc 231 CID		1985-1986	CHEVROLET C20	4.3L V6 262 CID
	1981-1985	BUICK RIVIERA	5.0L V8 307 CID		1985-1986	CHEVROLET K10	4.3L V6 262 CID
	1981-1985	BUICK RIVIERA	5.7L V8 350 CID		1985-1986	CHEVROLET K20 SUBURBAN	5.0L V8 305 CID
	1981-1987	BUICK REGAL	3.8L V6 3800cc 231 CID		1985-1986	GMC C1500	4.3L V6 262 CID
	1981-1989	BUICK ELECTRA	5.0L V8 307 CID		1985-1986	GMC C2500	4.3L V6 262 CID
	1981-1990	BUICK LESABRE	5.0L V8 307 CID		1985-1986	GMC K1500	4.3L V6 262 CID
	1982	CADILLAC SEVILLE	4.1L V6 252 CID		1985-1986	PONTIAC PARISIENNE	4.3L V6 262 CID
	1982	CHEVROLET MALIBU	4.4L V8 267 CID		1985-1987	CHEVROLET EL CAMINO	4.3L V6 262 CID
	1982	CHEVROLET MONTE CARLO	4.4L V8 267 CID		1985-1987	GMC CABALLERO	4.3L V6 262 CID
	1982	OLDSMOBILE DELTA 88	4.3L V8 260 CID		1985-1987	OLDSMOBILE CUTLASS SALON	3.8L V6 3800cc 231 CID
	1982	PONTIAC BONNEVILLE	4.1L V6 252 CID		1985-1987	OLDSMOBILE CUTLASS SALON	5.0L V8 307 CID
	1982	PONTIAC GRAND PRIX	4.1L V6 252 CID		1985-1987	PONTIAC GRAND PRIX	5.0L V8 305 CID
	1982-1983	BUICK REGAL	5.7L V8 350 CID		1985-1988	CHEVROLET CAPRICE	4.3L V6 262 CID
	1982-1983	CADILLAC DEVILLE	5.7L V8 350 CID		1985-1988	CHEVROLET MONTE CARLO	4.3L V6 262 CID
	1982-1983	CHEVROLET G10	5.0L V8 305 CID		1986	CADILLAC FLEETWOOD	5.0L V8 307 CID
	1982-1983	CHEVROLET G20	5.0L V8 305 CID		1986	CHEVROLET C10	5.7L V8 350 CID
	1982-1983	CHEVROLET MALIBU	4.3L V6 260 CID		1986	CHEVROLET C10 SUBURBAN	5.7L V8 350 CID
	1982-1983	CHEVROLET MONTE CARLO	4.3L V6 260 CID		1986	CHEVROLET C20	5.7L V8 350 CID
	1982-1983	CHEVROLET MONTE CARLO	5.7L V8 5736cc 350 CID		1986	CHEVROLET C30	5.7L V8 350 CID
	1982-1983	GMC G1500	5.0L V8 305 CID		1986	CHEVROLET K10	5.7L V8 350 CID
	1982-1983	GMC G2500	5.0L V8 305 CID		1986	CHEVROLET K10 SUBURBAN	5.7L V8 350 CID
	1982-1983	OLDSMOBILE 98	4.1L V6 252 CID		1986	CHEVROLET K20	5.7L V8 350 CID
	1982-1984	BUICK LESABRE	4.1L V6 252 CID		1986	CHEVROLET K30	5.7L V8 350 CID
	1982-1984	BUICK REGAL	4.1L V6 252 CID		1986	GMC C1500	5.7L V8 350 CID
	1982-1984	BUICK REGAL	4.3L V6 260 CID		1986	GMC C1500 SUBURBAN	5.7L V8 350 CID
	1982-1984	BUICK RIVIERA	4.1L V6 252 CID		1986	GMC C2500 SUBURBAN	5.7L V8 350 CID
	1982-1984	CHEVROLET C10 SUBURBAN	5.7L V8 350 CID		1986	GMC C3500	5.0L V8 305 CID
	1982-1984	CHEVROLET C20	5.7L V8 350 CID		1986	GMC C3500	5.7L V8 350 CID
	1982-1984	CHEVROLET CAMARO	2.8L V6 173 CID		1986	GMC K1500	5.7L V8 350 CID
	1982-1984	CHEVROLET K10	5.7L V8 350 CID		1986	PONTIAC BONNEVILLE	4.3L V6 262 CID
	1982-1984	CHEVROLET K10 SUBURBAN	5.7L V8 350 CID		1986	PONTIAC PARISIENNE	5.0L V8 307 CID
	1982-1984	CHEVROLET K20	5.7L V8 350 CID		1986-1987	BUICK REGAL	5.0L V8 307 CID
	1982-1984	CHEVROLET K30	5.7L V8 350 CID		1986-1987	PONTIAC GRAND PRIX	4.3L V6 262 CID
	1982-1984	CHEVROLET MONTE CARLO	5.7L V8 350 CID		1986-1988	CHEVROLET CAPRICE	5.0L V8 307 CID
	1982-1984	CHEVROLET P20	5.7L V8 350 CID		1986-1989	CHEVROLET CAMARO	2.8L V6 173 CID
	1982-1984	CHEVROLET P30	5.7L V8 350 CID		1987	CHEVROLET C35	5.7L V8 5735cc 350 CID
	1982-1984	GMC C1500 SUBURBAN	5.7L V8 350 CID		1987	CHEVROLET R10	4.3L V6 262 CID
	1982-1984	GMC C2500 SUBURBAN	5.7L V8 350 CID		1987	CHEVROLET R10	5.0L V8 305 CID
	1982-1984	GMC C3500	5.7L V8 350 CID		1987	CHEVROLET R10	5.7L V8 350 CID
	1982-1984	GMC G1500	4.1L L6 250 CID		1987	CHEVROLET R10 SUBURBAN	5.0L V8 305 CID
	1982-1984	GMC K1500	5.7L V8 350 CID		1987	CHEVROLET R20	4.3L V6 262 CID
	1982-1984	GMC P2500	5.7L V8 350 CID		1987	CHEVROLET R20	5.0L V8 305 CID
	1982-1984	GMC P3500	5.7L V8 350 CID		1987	CHEVROLET V10	4.3L V6 262 CID
	1982-1984	OLDSMOBILE CUTLASS CALAIS	4.3L V6 260 CID		1987	CHEVROLET V10	5.0L V8 305 CID
	1982-1984	OLDSMOBILE CUTLASS CALAIS	5.0L V8 307 CID		1987	CHEVROLET V10	5.7L V8 350 CID
	1982-1984	OLDSMOBILE CUTLASS SUPREME	4.3L V6 260 CID		1987	CHEVROLET V20	5.7L V8 350 CID
	1982-1984	OLDSMOBILE TORONADO	4.1L V6 252 CID		1987	GMC R1500	4.3L V6 262 CID
	1982-1984	PONTIAC FIREBIRD	2.8L V6 173 CID		1987	GMC R1500	5.0L V8 305 CID
	1982-1985	CADILLAC ELDORADO	5.7L V8 350 CID		1987	GMC R1500	5.7L V8 350 CID
	1982-1985	CADILLAC SEVILLE	5.7L V8 350 CID		1987	GMC R1500 SUBURBAN	5.0L V8 305 CID
	1982-1985	CHEVROLET C20	5.0L V8 305 CID		1987	GMC R2500	4.3L V6 262 CID
	1982-1985	CHEVROLET IMPALA	5.0L V8 305 CID		1987	GMC R2500	5.0L V8 305 CID
	1982-1985	CHEVROLET IMPALA	5.7L V8 350 CID		1987	GMC V1500	4.3L V6 262 CID
	1982-1985	GMC C2500	5.0L V8 305 CID		1987	GMC V1500	5.0L V8 305 CID
	1982-1985	GMC K1500 SUBURBAN	5.0L V8 305 CID		1987	GMC V1500	5.7L V8 350 CID
	1982-1986	CHEVROLET C10 SUBURBAN	5.0L V8 305 CID		1987	GMC V2500	5.7L V8 350 CID
	1982-1986	CHEVROLET C20 SUBURBAN	5.7L V8 350 CID		1987-1988	CHEVROLET BLAZER	5.7L V8 350 CID
	1982-1986	CHEVROLET CAMARO	2.5L L4 2474cc 151 CID		1987-1988	CHEVROLET R10 SUBURBAN	5.7L V8 350 CID
	1982-1986	CHEVROLET K5 BLAZER	5.7L V8 350 CID		1987-1988	CHEVROLET R20	5.7L V8 350 CID
	1982-1986	CHEVROLET K10	5.0L V8 305 CID		1987-1988	CHEVROLET R20 SUBURBAN	5.7L V8 350 CID
	1982-1986	CHEVROLET K10 SUBURBAN	5.0L V8 305 CID		1987-1988	CHEVROLET R30	5.7L V8 350 CID
	1982-1986	CHEVROLET K20 SUBURBAN	5.7L V8 350 CID		1987-1988	CHEVROLET V10 SUBURBAN	5.7L V8 350 CID
	1982-1986	GMC C1500 SUBURBAN	5.0L V8 305 CID		1987-1988	CHEVROLET V20 SUBURBAN	5.7L V8 350 CID
	1982-1986	GMC C2500	5.7L V8 350 CID		1987-1988	CHEVROLET V30	5.7L V8 350 CID
	1982-1986	GMC C2500 SUBURBAN	5.0L V8 305 CID		1987-1988	GMC R1500 SUBURBAN	5.7L V8 350 CID

USMW	Years	Application	Engine	USMW	Years	Application	Engine	
21049	1987-1988	GMC V1500 SUBURBAN	5.7L V8 350 CID	22011	1965-1968	CHEVROLET IMPALA	6.5L V8 6489cc 396 CID	
	1987-1989	CHEVROLET CAMARO	5.7L V8 350 CID		1965-1971	FORD LTD	6.4L V8 6391cc 390 CID	
	1987-1989	GMC R2500	5.7L V8 350 CID		1966	CHEVROLET CAPRICE	4.6L V8 4638cc 283 CID	
	1987-1989	PONTIAC SAFARI	5.0L V8 307 CID		1966	CHEVROLET CAPRICE	6.5L V8 6489cc 396 CID	
	1987-1990	GMC R2500 SUBURBAN	5.7L V8 350 CID		1966	CHEVROLET CAPRICE	7.0L V8 6998cc 427 CID	
	1987-1990	GMC V2500 SUBURBAN	5.7L V8 350 CID		1966	CHEVROLET EL CAMINO	6.5L V8 6489cc 396 CID	
	1987-1991	GMC R3500	5.7L V8 350 CID		1966-1967	CHEVROLET IMPALA	4.6L V8 283 CID	
	1987-1991	GMC V3500	5.7L V8 350 CID		1966-1967	CHEVROLET IMPALA	7.0L V8 427 CID	
	1989	CHEVROLET R2500	5.7L V8 350 CID		1966-1967	FORD FALCON	2.8L L6 170 CID	
	1989-1990	CHEVROLET R2500 SUBURBAN	5.7L V8 350 CID		1966-1967	FORD FALCON	4.7L V8 289 CID	
	1989-1990	CHEVROLET V2500 SUBURBAN	5.7L V8 350 CID		1966-1967	MERCURY CAPRI	3.3L L6 3277cc 200 CID	
	1989-1991	CHEVROLET R3500	5.7L V8 350 CID		1966-1967	MERCURY CAPRI	4.7L V8 4727cc 289 CID	
	1989-1991	CHEVROLET V3500	5.7L V8 350 CID		1966-1967	MERCURY CAPRI	6.4L V8 6391cc 390 CID	
	1992	DODGE D250	5.9L V8 360 CID		1966-1967	MERCURY CAPRI	7.0L V8 6997cc 427 CID	
	1992	DODGE D350	5.9L V8 360 CID		1966-1968	CHEVROLET IMPALA	7.0L V8 6998cc 427 CID	
	1992	DODGE RAMCHARGER	5.9L V8 360 CID		1966-1968	FORD BRONCO	4.7L V8 4727cc 289 CID	
	1992	DODGE W250	5.9L V8 360 CID		1966-1968	FORD FALCON	4.7L V8 4727cc 289 CID	
	1992	DODGE W350	5.9L V8 360 CID		1966-1968	MERCURY MONTCLAIR	7.0L V8 7014cc 428 CID	
	21061	1980-1986	FORD BRONCO		4.9L L6 4917cc 300 CID	1966-1968	MERCURY PARK LANE	7.0L V8 7014cc 428 CID
		22010	1983-1984		FORD RANGER	2.3L L4 140 CID	1966-1969	FORD FALCON
	1983-1988		FORD RANGER		2.0L L4 1989cc 122 CID	1966-1970	MERCURY COMET	6.4L V8 6391cc 390 CID
	1986-1987		FORD AEROSTAR		2.3L L4 140 CID	1966-1970	MERCURY CYCLONE	6.4L V8 6391cc 390 CID
	1987-1997		FORD RANGER		2.3L L4 140 CID	1966-1970	MERCURY MARAUDER	7.0L V8 7014cc 428 CID
1994-1997	MAZDA B2300		2.3L L4 140 CID	1966-1970	MERCURY MONTEREY	7.0L V8 7014cc 428 CID		
1998-2001	FORD RANGER		2.5L L4 153 CID	1967	FORD CUSTOM	5.8L V8 5769cc 352 CID		
1998-2001	MAZDA B2500		2.5L L4 2492cc	1967	FORD LTD	6.4L V8 6392cc 390 CID		
22011	1959-1960		CHEVROLET EL CAMINO	4.6L V8 4638cc 283 CID	1967	MERCURY MARQUIS	7.0L V8 6997cc 427 CID	
	1959-1960	CHEVROLET EL CAMINO	5.7L V8 5704cc 348 CID	1967-1968	CHEVROLET CAMARO	4.1L L6 4097cc 250 CID		
	1959-1961	CHEVROLET IMPALA	5.7L V8 5704cc 348 CID	1967-1968	CHEVROLET CAMARO	4.1L L6 4098cc 250 CID		
	1959-1967	CHEVROLET IMPALA	4.6L V8 4638cc 283 CID	1967-1968	CHEVROLET CAMARO	5.7L V8 5736cc 350 CID		
	1961	FORD FALCON	2.8L L6 2786cc 170 CID	1967-1968	CHEVROLET CAMARO	6.5L V8 6489cc 396 CID		
	1961-1962	MERCURY MONTEREY	5.8L V8 5769cc 352 CID	1967-1968	CHEVROLET CHEVY II	4.1L L6 4097cc 250 CID		
	1961-1965	CHEVROLET IMPALA	6.7L V8 6704cc 409 CID	1967-1968	CHEVROLET CHEVY II	4.1L L6 4098cc 250 CID		
	1961-1966	FORD FAIRLANE	5.8L V8 352 CID	1967-1968	MERCURY COUGAR	4.7L V8 4727cc 289 CID		
	1961-1966	FORD FAIRLANE	5.8L V8 5769cc 352 CID	1967-1969	FORD MUSTANG	6.4L V8 6391cc 390 CID		
	1961-1967	FORD FAIRLANE	6.4L V8 390 CID	1967-1970	MERCURY COUGAR	6.4L V8 6391cc 390 CID		
	1961-1967	FORD GALAXIE	5.8L V8 5769cc 352 CID	1967-1970	MERCURY MARQUIS	6.4L V8 6391cc 390 CID		
	1961-1967	FORD GALAXIE	6.4L V8 6391cc 390 CID	1967-1970	MERCURY MARQUIS	7.0L V8 7014cc 428 CID		
	1961-1968	FORD THUNDERBIRD	6.4L V8 6391cc 390 CID	1967-1972	FORD CUSTOM	3.9L L6 3933cc 240 CID		
	1961-1970	FORD FAIRLANE	6.4L V8 6391cc 390 CID	1968	BUICK SPECIAL	4.1L L6 4097cc 250 CID		
	1961-1970	MERCURY MONTEREY	6.4L V8 6391cc 390 CID	1968	BUICK SPECIAL	4.1L L6 4098cc 250 CID		
	1962	FORD FAIRLANE	2.8L L6 2786cc 170 CID	1968	CHEVROLET CHEVY II	5.7L V8 5736cc 350 CID		
	1962-1963	FORD GALAXIE	6.6L V8 6654cc 406 CID	1968	CHEVROLET CHEVY II	6.5L V8 6489cc 396 CID		
	1962-1963	MERCURY MONTEREY	6.4L V8 390 CID	1968	FORD CUSTOM	7.0L V8 6997cc 427 CID		
	1962-1963	MERCURY MONTEREY	6.6L V8 6654cc 406 CID	1968	MERCURY COMET	3.3L L6 3278cc 200 CID		
	1963	CHEVROLET IMPALA	7.0L V8 6997cc 427 CID	1968	MERCURY COUGAR	7.0L V8 6997cc 427 CID		
	1963	FORD THUNDERBIRD	6.6L V8 6654cc 406 CID	1968	MERCURY MONTEGO	3.3L L6 3277cc 200 CID		
	1963	MERCURY MARAUDER	6.6L V8 6654cc 406 CID	1968	MERCURY MONTEGO	3.3L L6 3278cc 200 CID		
	1963-1967	CHEVROLET CHEVY II	4.6L V8 4638cc 283 CID	1968	MERCURY MONTEGO	4.7L V8 4727cc 289 CID		
	1963-1967	FORD FAIRLANE	4.7L V8 289 CID	1968-1969	MERCURY COMET	7.0L V8 7014cc 428 CID		
	1963-1967	FORD FAIRLANE	4.7L V8 4727cc 289 CID	1968-1969	MERCURY CYCLONE	7.0L V8 7014cc 428 CID		
	1963-1967	FORD GALAXIE	4.7L V8 4727cc 289 CID	1968-1969	MERCURY MONTEGO	6.4L V8 6391cc 390 CID		
	1963-1967	MERCURY MARAUDER	7.0L V8 6997cc 427 CID	1968-1969	MERCURY MONTEGO	7.0L V8 6997cc 427 CID		
	1963-1967	MERCURY MONTEREY	7.0L V8 6997cc 427 CID	1968-1969	MERCURY MONTEGO	7.0L V8 7014cc 428 CID		
	1963-1970	MERCURY MARAUDER	6.4L V8 6391cc 390 CID	1968-1970	FORD CUSTOM	7.0L V8 7014cc 428 CID		
	1963-1974	MERCURY COMET	3.3L L6 3277cc 200 CID	1968-1970	FORD FAIRLANE	5.0L V8 302 CID		
	1964	CHEVROLET IMPALA	4.6L V8 283 CID	1968-1970	FORD FALCON	3.3L L6 3278cc 200 CID		
	1964	FORD FALCON	2.8L L6 2786cc 170 CID	1968-1970	FORD FALCON	5.0L V8 302 CID		
	1964	FORD FALCON	4.7L V8 4727cc 289 CID	1968-1970	FORD TORINO	6.4L V8 6391cc 390 CID		
	1964	MERCURY CYCLONE	3.3L L6 3277cc 200 CID	1968-1970	MERCURY COUGAR	7.0L V8 7014cc 428 CID		
	1964-1965	CHEVROLET IMPALA	6.7L V8 409 CID	1968-1971	LINCOLN MARK III	7.5L V8 7539cc 460 CID		
	1964-1966	CHEVROLET CHEVELLE	4.6L V8 4638cc 283 CID	1968-1971	MERCURY COUGAR	5.0L V8 302 CID		
	1964-1966	CHEVROLET EL CAMINO	4.6L V8 4638cc 283 CID	1968-1971	MERCURY CYCLONE	5.0L V8 302 CID		
	1964-1966	CHEVROLET MALIBU	4.6L V8 4638cc 283 CID	1968-1972	FORD CUSTOM	5.0L V8 302 CID		
	1964-1967	CHEVROLET IMPALA	5.4L V8 327 CID	1968-1973	FORD MUSTANG	5.0L V8 302 CID		
	1964-1967	FORD CUSTOM	4.7L V8 4727cc 289 CID	1968-1974	FORD LTD	5.0L V8 302 CID		
	1964-1967	MERCURY MONTCLAIR	7.0L V8 6997cc 427 CID	1968-1974	FORD TORINO	5.0L V8 302 CID		
	1964-1967	MERCURY PARK LANE	7.0L V8 6997cc 427 CID	1968-1974	LINCOLN CONTINENTAL	7.5L V8 7539cc 460 CID		
	1964-1968	FORD MUSTANG	4.7L V8 4727cc 289 CID	1968-1974	MERCURY MONTEGO	5.0L V8 302 CID		
	1964-1968	MERCURY COMET	4.7L V8 4727cc 289 CID	1968-1977	FORD BRONCO	5.0L V8 302 CID		
	1964-1968	MERCURY CYCLONE	4.7L V8 4727cc 289 CID	1968-1977	MERCURY COMET	5.0L V8 302 CID		
	1964-1968	MERCURY MONTCLAIR	6.4L V8 6391cc 390 CID	1969	MERCURY COMET	4.1L L6 4098cc 250 CID		
	1964-1968	MERCURY PARK LANE	6.4L V8 6391cc 390 CID	1969	MERCURY COMET	5.8L V8 5753cc 351 CID		
	1964-1969	MERCURY COMET	7.0L V8 6997cc 427 CID	1969	MERCURY MARQUIS	7.0L V8 429 CID		
	1964-1969	MERCURY CYCLONE	7.0L V8 6997cc 427 CID	1969-1970	FORD FAIRLANE	4.1L L6 4097cc 250 CID		
	1964-1970	FORD FALCON	3.3L L6 3277cc 200 CID	1969-1970	FORD FAIRLANE	4.1L L6 4098cc 250 CID		
	1964-1971	FORD CUSTOM	6.4L V8 6391cc 390 CID	1969-1970	FORD FAIRLANE	5.8L V8 5752cc 351 CID		
	1965	CHEVROLET CHEVELLE	5.4L V8 327 CID	1969-1970	FORD FAIRLANE	5.8L V8 5753cc 351 CID		
	1965	MERCURY COMET	3.3L L6 200 CID	1969-1970	FORD FALCON	5.8L V8 5752cc 351 CID		
	1965-1966	CHEVROLET CHEVELLE	4.6L V8 283 CID	1969-1970	MERCURY COMET	5.8L V8 5752cc 351 CID		
	1965-1966	CHEVROLET CHEVELLE	6.5L V8 6489cc 396 CID	1969-1970	MERCURY MARAUDER	7.0L V8 7030cc 429 CID		
	1965-1966	CHEVROLET MALIBU	6.5L V8 6489cc 396 CID	1969-1971	MERCURY COUGAR	7.0L V8 7030cc 429 CID		
	1965-1967	CHEVROLET IMPALA	4.1L L6 250 CID	1969-1971	MERCURY CYCLONE	5.8L V8 5752cc 351 CID		
	1965-1967	CHEVROLET IMPALA	6.5L V8 396 CID	1969-1971	MERCURY CYCLONE	5.8L V8 5753cc 351 CID		
	1965-1967	FORD FALCON	3.3L L6 200 CID	1969-1971	MERCURY CYCLONE	7.0L V8 7030cc 429 CID		
1965-1967	FORD LTD	4.7L V8 4727cc 289 CID	1969-1972	FORD CUSTOM	5.8L V8 5752cc 351 CID			
1965-1967	FORD LTD	5.8L V8 5769cc 352 CID	1969-1972	FORD CUSTOM	5.8L V8 5753cc 351 CID			
1965-1968	CHEVROLET IMPALA	4.1L L6 4097cc 250 CID	1969-1972	FORD CUSTOM	7.0L V8 7030cc 429 CID			
1965-1968	CHEVROLET IMPALA	4.1L L6 4098cc 250 CID	1969-1973	FORD MUSTANG	4.1L L6 4097cc 250 CID			

USMW	Years	Application	Engine	USMW	Years	Application	Engine	
22011	1969-1973	FORD MUSTANG	4.1L L6 4098cc 250 CID	22011	1977-1979	LINCOLN MARK V	6.6L V8 400 CID	
	1969-1973	FORD MUSTANG	5.8L V8 5752cc 351 CID		1977-1979	MERCURY COUGAR	5.0L V8 302 CID	
	1969-1973	FORD MUSTANG	5.8L V8 5753cc 351 CID		1977-1980	LINCOLN VERSAILLES	5.0L V8 302 CID	
	1969-1973	MERCURY MARQUIS	7.0L V8 7030cc 429 CID		1978-1979	FORD BRONCO	5.8L V8 351 CID	
	1969-1973	MERCURY MONTEREY	7.0L V8 7030cc 429 CID		1978-1979	FORD BRONCO	6.6L V8 400 CID	
	1969-1974	FORD LTD	5.8L V8 5752cc 351 CID		1978-1979	FORD F-150	5.8L V8 351 CID	
	1969-1974	FORD LTD	5.8L V8 5753cc 351 CID		1978-1979	MERCURY MARQUIS	5.8L V8 351 CID	
	1969-1974	FORD TORINO	4.1L L6 4097cc 250 CID		1978-1979	MERCURY ZEPHYR	3.3L L6 200 CID	
	1969-1974	FORD TORINO	4.1L L6 4098cc 250 CID		1978-1979	MERCURY ZEPHYR	5.0L V8 302 CID	
	1969-1974	FORD TORINO	5.8L V8 5752cc 351 CID		1979	FORD MUSTANG	5.0L V8 302 CID	
	1969-1974	FORD TORINO	5.8L V8 5753cc 351 CID		1979	MERCURY CAPRI	3.3L L6 200 CID	
	1969-1974	MERCURY COMET	4.1L L6 4097cc 250 CID		1979	MERCURY CAPRI	5.0L V8 302 CID	
	1969-1974	MERCURY COUGAR	5.8L V8 5752cc 351 CID		1979	MERCURY MARQUIS	5.0L V8 302 CID	
	1969-1974	MERCURY COUGAR	5.8L V8 5753cc 351 CID		1980	LINCOLN CONTINENTAL	5.8L V8 351 CID	
	1969-1974	MERCURY MONTEGO	4.1L L6 4097cc 250 CID		1980	LINCOLN MARK VI	5.8L V8 351 CID	
	1969-1974	MERCURY MONTEGO	4.1L L6 4098cc 250 CID		1980	MERCURY COUGAR	4.2L V8 255 CID	
	1969-1974	MERCURY MONTEGO	5.8L V8 5752cc 351 CID		1980	MERCURY GRAND MARQUIS	5.0L V8 302 CID	
	1969-1974	MERCURY MONTEGO	5.8L V8 5753cc 351 CID		1980	MERCURY MONARCH	4.2L V8 255 CID	
	1970	FORD FALCON	4.1L L6 4097cc 250 CID		1980-1981	FORD GRANADA	4.2L V8 255 CID	
	1970	FORD FALCON	4.1L L6 4098cc 250 CID		1980-1982	FORD THUNDERBIRD	4.2L V8 255 CID	
	1970	FORD FALCON	5.8L V8 5753cc 351 CID		1980-1983	LINCOLN MARK VI	5.0L V8 302 CID	
	1970	FORD FALCON	7.0L V8 7030cc 429 CID		1981	FORD FAIRMONT	4.2L V8 255 CID	
	1970	FORD LTD	5.8L V8 351 CID		1981-1982	MERCURY ZEPHYR	4.2L V8 255 CID	
	1970	FORD LTD	6.4L V8 390 CID		1981-1986	LINCOLN TOWN CAR	5.0L V8 302 CID	
	1970	MERCURY COMET	7.0L V8 7030cc 429 CID		1982	MERCURY ZEPHYR	3.3L L6 200 CID	
	1970-1972	FORD MAVERICK	2.8L L6 2786cc 170 CID		1983	FORD E-100 ECONOLINE	5.0L V8 302 CID	
	1970-1973	MERCURY MONTEGO	7.0L V8 7030cc 429 CID		1983	FORD E-100 ECONOLINE	5.8L V8 351 CID	
	1970-1974	FORD MAVERICK	3.3L L6 3277cc 200 CID		1983	FORD E-100 ECONOLINE CLUB WAGON	5.0L V8 302 CID	
	1970-1974	FORD MAVERICK	3.3L L6 3278cc 200 CID			FORD E-100 ECONOLINE CLUB WAGON	5.8L V8 351 CID	
	1970-1974	FORD MAVERICK	4.1L L6 4097cc 250 CID		1983	FORD F-100	5.0L V8 302 CID	
	1970-1974	FORD MAVERICK	4.1L L6 4098cc 250 CID		1983-1984	FORD THUNDERBIRD	5.0L V8 302 CID	
	1970-1974	MERCURY MARQUIS	5.8L V8 5752cc 351 CID		1983-1984	LINCOLN CONTINENTAL	5.0L V8 302 CID	
	1970-1974	MERCURY MONTEREY	5.8L V8 5752cc 351 CID		1983-1984	MERCURY GRAND MARQUIS	5.0L V8 302 CID	
	1971	MERCURY CYCLONE	6.6L V8 6555cc 400 CID		1983-1985	MERCURY COUGAR	5.0L V8 302 CID	
	1971-1972	FORD CUSTOM	6.6L V8 6555cc 400 CID		1983-1986	FORD E-150 ECONOLINE	5.0L V8 302 CID	
	1971-1972	FORD CUSTOM	6.6L V8 6556cc 400 CID		1983-1986	FORD E-150 ECONOLINE CLUB WAGON	5.0L V8 302 CID	
	1971-1973	MERCURY MARQUIS	5.8L V8 5753cc 351 CID		1983-1986	FORD E-250 ECONOLINE	5.0L V8 302 CID	
	1971-1973	MERCURY MONTEREY	5.8L V8 5753cc 351 CID		1983-1986	FORD F-150	5.0L V8 302 CID	
	1971-1974	FORD LTD	6.6L V8 6555cc 400 CID		1983-1986	FORD F-250	5.0L V8 302 CID	
	1971-1974	FORD LTD	6.6L V8 6556cc 400 CID		1983-1986	FORD LTD	5.8L V8 351 CID	
	1971-1974	FORD THUNDERBIRD	6.6L V8 6555cc 400 CID		1983-1987	FORD E-150 ECONOLINE	5.8L V8 351 CID	
	1971-1974	MERCURY COMET	3.3L L6 3278cc 200 CID		1983-1987	FORD E-150 ECONOLINE CLUB WAGON	5.8L V8 351 CID	
	1971-1974	MERCURY COMET	4.1L L6 4098cc 250 CID		1983-1987	FORD E-250 ECONOLINE	5.8L V8 351 CID	
	1971-1974	MERCURY MARQUIS	6.6L V8 6555cc 400 CID		1983-1987	FORD E-250 ECONOLINE CLUB WAGON	5.8L V8 351 CID	
	1971-1974	MERCURY MARQUIS	6.6L V8 6556cc 400 CID		1983-1987	FORD E-350 ECONOLINE	5.8L V8 351 CID	
	1971-1974	MERCURY MONTEREY	6.6L V8 6555cc 400 CID		1983-1987	FORD E-350 ECONOLINE CLUB WAGON	5.8L V8 351 CID	
	1971-1974	MERCURY MONTEREY	6.6L V8 6556cc 400 CID		1983-1987	FORD F-150	5.8L V8 351 CID	
	1971-1977	FORD MAVERICK	5.0L V8 302 CID		1983-1987	FORD F-250	5.8L V8 351 CID	
	1972	FORD THUNDERBIRD	6.6L V8 6556cc 400 CID		1983-1987	FORD F-350	5.8L V8 351 CID	
	1972-1974	FORD TORINO	6.6L V8 6555cc 400 CID		1984	LINCOLN MARK VII	5.0L V8 302 CID	
	1972-1974	FORD TORINO	6.6L V8 6556cc 400 CID		1984-1986	FORD BRONCO	5.0L V8 302 CID	
	1972-1974	LINCOLN MARK IV	7.5L V8 7539cc 460 CID		1984-1987	FORD BRONCO	5.8L V8 351 CID	
	1972-1974	MERCURY MONTEGO	6.6L V8 6555cc 400 CID		1985-1986	FORD LTD	5.0L V8 302 CID	
	1972-1974	MERCURY MONTEGO	6.6L V8 6556cc 400 CID		1986	MERCURY GRAND MARQUIS	5.8L V8 351 CID	
	1973-1974	MERCURY COUGAR	6.6L V8 6555cc 400 CID		1986-1991	MERCURY GRAND MARQUIS	5.0L V8 302 CID	
	1973-1974	MERCURY COUGAR	6.6L V8 6556cc 400 CID		1987-1991	FORD COUNTRY SQUIRE	5.0L V8 302 CID	
	1975-1976	FORD TORINO	5.8L V8 351 CID		1987-1991	FORD LTD CROWN VICTORIA	5.0L V8 302 CID	
	1975-1976	FORD TORINO	6.6L V8 400 CID		1987-1991	FORD LTD CROWN VICTORIA	5.8L V8 351 CID	
	1975-1976	LINCOLN MARK IV	7.5L V8 460 CID		1990	LINCOLN TOWN CAR	5.0L V8 302 CID	
	1975-1976	MERCURY MONTEGO	5.8L V8 351 CID		22012	1960-1961	CHEVROLET CORVETTE	4.6L V8 4638cc 283 CID
	1975-1976	MERCURY MONTEGO	6.6L V8 400 CID			1963-1965	FORD RANCHERO	2.8L L6 2786cc 170 CID
	1975-1976	MERCURY MONTEGO	6.6L V8 400 CID			1964-1967	FORD CUSTOM	7.0L V8 6997cc 427 CID
	1975-1977	FORD GRANADA	3.3L L6 200 CID			1964-1968	FORD RANCHERO	3.3L L6 3277cc 200 CID
	1975-1977	FORD GRANADA	5.8L V8 351 CID			1965-1966	FORD CUSTOM	3.9L L6 3933cc 240 CID
	1975-1977	FORD MAVERICK	3.3L L6 200 CID			1966-1967	FORD BRONCO	3.9L L6 3933cc 240 CID
	1975-1977	FORD MAVERICK	4.1L L6 250 CID			1966-1967	FORD CUSTOM	7.0L V8 7014cc 428 CID
	1975-1977	MERCURY COMET	3.3L L6 200 CID			1966-1967	FORD RANCHERO	3.3L L6 200 CID
	1975-1977	MERCURY COMET	4.1L L6 250 CID			1966-1969	CHEVROLET CORVETTE	7.0L V8 6998cc 427 CID
	1975-1977	MERCURY MONARCH	3.3L L6 200 CID			1966-1972	FORD BRONCO	2.8L L6 2786cc 170 CID
	1975-1977	MERCURY MONARCH	5.8L V8 351 CID			1968	FORD RANCHERO	3.3L L6 3278cc 200 CID
	1975-1978	FORD LTD	6.6L V8 400 CID			1968-1969	FORD RANCHERO	7.0L V8 428 CID
	1975-1978	LINCOLN CONTINENTAL	7.5L V8 460 CID			1968-1969	FORD RANCHERO	7.0L V8 7014cc 428 CID
	1975-1978	MERCURY COUGAR	6.6L V8 400 CID			1969	CHEVROLET CORVETTE	5.7L V8 5736cc 350 CID
	1975-1978	MERCURY MARQUIS	6.6L V8 400 CID			1969-1970	FORD E-300 ECONOLINE	2.8L L6 170 CID
	1975-1979	FORD GRANADA	4.1L L6 250 CID			1969-1971	FORD E-100 ECONOLINE	2.8L L6 2786cc 170 CID
	1975-1979	FORD LTD	5.8L V8 351 CID			1969-1971	FORD E-200 ECONOLINE	2.8L L6 170 CID
	1975-1979	FORD LTD	5.8L V8 351 CID			1969-1974	FORD E-100 ECONOLINE	3.9L L6 3933cc 240 CID
	1975-1979	MERCURY MONARCH	4.1L L6 250 CID			1969-1974	FORD E-200 ECONOLINE	3.9L L6 240 CID
	1975-1980	FORD GRANADA	5.0L V8 302 CID			1969-1974	FORD E-300 ECONOLINE	3.9L L6 240 CID
	1975-1980	MERCURY MONARCH	5.0L V8 302 CID			1970-1973	FORD RANCHERO	7.0L V8 7030cc 429 CID
	1976	FORD F-150	5.9L V8 360 CID			1972	FORD CUSTOM	7.5L V8 7539cc 460 CID
	1976-1977	FORD F-150	5.0L V8 302 CID			1972-1974	FORD LTD	7.5L V8 7539cc 460 CID
	1977	LINCOLN VERSAILLES	5.8L V8 351 CID			1972-1974	FORD THUNDERBIRD	7.5L V8 7539cc 460 CID
	1977-1978	FORD THUNDERBIRD	6.6L V8 400 CID			1973-1974	FORD BRONCO	3.3L L6 3277cc 200 CID
	1977-1978	LINCOLN MARK V	7.5L V8 460 CID			1973-1974	FORD BRONCO	3.3L L6 3278cc 200 CID
	1977-1979	FORD F-150	4.9L L6 4917cc 300 CID					
	1977-1979	FORD LTD	5.0L V8 302 CID					
	1977-1979	FORD THUNDERBIRD	5.0L V8 302 CID					
	1977-1979	FORD THUNDERBIRD	5.8L V8 351 CID					
	1977-1979	LINCOLN CONTINENTAL	6.6L V8 400 CID					

USMW	Years	Application	Engine	USMW	Years	Application	Engine	
22012	1973-1974	FORD TORINO	7.5L V8 7539cc 460 CID	22025	2000-2004	NISSAN XTERRA	3.3L V6 3275cc	
	1974	FORD RANCHERO	7.5L V8 7539cc 460 CID	22026	1960-1962	DODGE WM300 POWER WAGON	5.2L V8 5212cc 318 CID	
	1975-1976	FORD THUNDERBIRD	7.5L V8 460 CID	1960-1967	DODGE D100 SERIES	5.2L V8 5212cc 318 CID		
	1975-1976	FORD TORINO	7.5L V8 460 CID	1960-1967	DODGE D200 SERIES	5.2L V8 5212cc 318 CID		
	1975-1977	FORD RANCHERO	7.5L V8 460 CID	1960-1967	DODGE W100 SERIES	5.2L V8 5212cc 318 CID		
	1975-1978	FORD LTD	7.5L V8 460 CID	1960-1967	DODGE W200 SERIES	5.2L V8 5212cc 318 CID		
	1975-1979	CHEVROLET CORVETTE	5.7L V8 350 CID	1960-1967	DODGE W300 SERIES	5.2L V8 5212cc 318 CID		
	1975-1979	FORD E-250 ECONOLINE	7.5L V8 460 CID	1961	DODGE DART	2.8L L6 170 CID		
	1975-1979	FORD E-350 ECONOLINE	7.5L V8 460 CID	1961	DODGE DART	2.8L L6 2786cc 170 CID		
	1978	FORD E-100 ECONOLINE	7.5L V8 460 CID	1961-1962	DODGE LANCER	2.8L L6 170 CID		
	1980-1981	FORD FAIRMONT	3.3L L6 200 CID	1961-1962	DODGE LANCER	2.8L L6 2786cc 170 CID		
	1980-1982	FORD MUSTANG	3.3L L6 200 CID	1961-1962	DODGE LANCER	3.7L L6 3687cc 225 CID		
	1980-1982	FORD THUNDERBIRD	3.3L L6 200 CID	1961-1966	DODGE D100 SERIES	2.8L L6 2786cc 170 CID		
	1980-1982	MERCURY CAPRI	3.3L L6 200 CID	1961-1967	DODGE D100 SERIES	3.7L L6 3687cc 225 CID		
	1980-1982	MERCURY COUGAR	3.3L L6 200 CID	1961-1967	DODGE D200 SERIES	3.7L L6 3687cc 225 CID		
	1982	FORD GRANADA	3.3L L6 200 CID	1961-1967	DODGE D300 SERIES	3.7L L6 3687cc 225 CID		
	1982-1983	MERCURY ZEPHYR	3.3L L6 200 CID	1961-1967	DODGE W100 SERIES	3.7L L6 3687cc 225 CID		
	1983	FORD FAIRMONT	3.3L L6 200 CID	1961-1967	DODGE W200 SERIES	3.7L L6 3687cc 225 CID		
	1983	FORD LTD	3.3L L6 200 CID	1963-1964	DODGE 330	3.7L L6 3687cc 225 CID		
	22013	1976-1977	CHEVROLET CHEVETTE	1.4L L4 1393cc 85 CID	1963-1964	DODGE 330	5.2L V8 5212cc 318 CID	
1976-1987		CHEVROLET CHEVETTE	1.6L L4 98 CID	1963-1964	DODGE 440	3.7L L6 3687cc 225 CID		
1981-1986		CHEVROLET CHEVETTE	1.8L L4 1819cc 110 CID	1963-1964	DODGE 440	5.2L V8 5212cc 318 CID		
1981-1987		PONTIAC T1000	1.6L L4 98 CID	1963-1964	DODGE POLARA	3.7L L6 3687cc 225 CID		
1983-1985		CHEVROLET S10	2.2L L4 134 CID	1963-1967	DODGE DART	2.8L L6 170 CID		
1984		CHEVROLET S10	2.0L L4 122 CID	1963-1967	DODGE W300 SERIES	3.7L L6 3687cc 225 CID		
1984		CHEVROLET S10 BLAZER	1.9L L4 119 CID	1963-1971	DODGE DART	2.8L L6 2786cc 170 CID		
1984		CHEVROLET S10 BLAZER	2.0L L4 122 CID	1963-1977	DODGE DART	3.7L L6 3687cc 225 CID		
1984		CHEVROLET S10 BLAZER	2.2L L4 134 CID	1964-1966	DODGE A100	2.8L L6 2786cc 170 CID		
1984		GMC S15	2.0L L4 122 CID	1964-1966	DODGE A100	3.7L L6 3687cc 225 CID		
1984		GMC S15 JIMMY	1.9L L4 119 CID	1964-1969	DODGE A100 TRUCK	2.8L L6 170 CID		
1984		GMC S15 JIMMY	2.0L L4 122 CID	1964-1970	DODGE A100 TRUCK	3.7L L6 3687cc 225 CID		
1984-1985		CHEVROLET S10	1.9L L4 119 CID	1965-1967	CADILLAC FLEETWOOD	7.0L V8 7031cc 429 CID		
1984-1985		GMC S15	1.9L L4 119 CID	1965-1976	DODGE CORONET	3.7L L6 3687cc 225 CID		
1984-1985		GMC S15	2.2L L4 134 CID	1966-1967	CHRYSLER 300	7.2L V8 440 CID		
1985-1986		CHEVROLET ASTRO	2.5L L4 2474cc 151 CID	1966-1967	CHRYSLER IMPERIAL	7.2L V8 440 CID		
1985-1986		GMC SAFARI	2.5L L4 2474cc 151 CID	1966-1971	CHRYSLER 300	7.2L V8 7211cc 440 CID		
22015		1998-2001	FORD RANGER	2.5L L4 153 CID	1966-1974	CHRYSLER IMPERIAL	7.2L V8 7211cc 440 CID	
		1998-2001	MAZDA B2500	2.5L L4 2492cc	1966-1974	CHRYSLER NEWPORT	7.2L V8 7211cc 440 CID	
22016		1983	FORD E-100 ECONOLINE CLUB WAGON	5.0L V8 302 CID	1966-1974	CHRYSLER NEW YORKER	7.2L V8 7211cc 440 CID	
	1983	FORD E-100 ECONOLINE CLUB WAGON	5.8L V8 351 CID	1966-1974	CHRYSLER TOWN & COUNTRY	7.2L V8 7211cc 440 CID		
	1983	FORD F-100	5.0L V8 302 CID	1967	CHRYSLER NEWPORT	7.2L V8 440 CID		
	1983-1986	FORD E-150 ECONOLINE	5.0L V8 302 CID	1967-1970	DODGE A100 TRUCK	5.2L V8 318 CID		
	1983-1986	FORD E-150 ECONOLINE CLUB WAGON	5.0L V8 302 CID	1968-1970	DODGE W300 PICKUP	5.2L V8 5212cc 318 CID		
	1983-1986	FORD E-250 ECONOLINE	5.0L V8 302 CID	1968-1971	DODGE D200 PICKUP	6.3L V8 6286cc 383 CID		
	1983-1986	FORD F-150	5.0L V8 302 CID	1968-1971	DODGE D300 PICKUP	6.3L V8 6286cc 383 CID		
	1983-1986	FORD F-250	5.0L V8 302 CID	1968-1971	DODGE W200 PICKUP	6.3L V8 6286cc 383 CID		
	1983-1987	FORD E-150 ECONOLINE	5.8L V8 351 CID	1968-1971	DODGE W300 PICKUP	6.3L V8 6286cc 383 CID		
	1983-1987	FORD E-150 ECONOLINE CLUB WAGON	5.8L V8 351 CID	1968-1974	DODGE CHARGER	3.7L L6 3687cc 225 CID		
	1983-1987	FORD E-250 ECONOLINE	5.8L V8 351 CID	1968-1974	DODGE D100 PICKUP	3.7L L6 3687cc 225 CID		
	1983-1987	FORD E-250 ECONOLINE CLUB WAGON	5.8L V8 351 CID	1968-1974	DODGE D100 PICKUP	5.2L V8 318 CID		
	1983-1987	FORD E-350 ECONOLINE	5.8L V8 351 CID	1968-1974	DODGE D100 PICKUP	5.2L V8 5212cc 318 CID		
	1983-1987	FORD E-350 ECONOLINE CLUB WAGON	5.8L V8 351 CID	1968-1974	DODGE D200 PICKUP	3.7L L6 3687cc 225 CID		
	1983-1987	FORD F-150	5.8L V8 351 CID	1968-1974	DODGE D200 PICKUP	5.2L V8 318 CID		
	1983-1987	FORD F-250	5.8L V8 351 CID	1968-1974	DODGE D200 PICKUP	5.2L V8 5212cc 318 CID		
	1983-1987	FORD F-350	5.8L V8 351 CID	1968-1974	DODGE D300 PICKUP	3.7L L6 3687cc 225 CID		
	1984-1986	FORD BRONCO	5.0L V8 302 CID	1968-1974	DODGE D300 PICKUP	5.2L V8 318 CID		
	1984-1987	FORD BRONCO	5.8L V8 351 CID	1968-1974	DODGE D300 PICKUP	5.2L V8 5212cc 318 CID		
	22017	1985-1987	JAGUAR VANDEN PLAS	4.2L L6 4235cc	1968-1974	DODGE W100 PICKUP	3.7L L6 3687cc 225 CID	
		1985-1987	JAGUAR XJ6	4.2L L6 4235cc	1968-1974	DODGE W100 PICKUP	5.2L V8 318 CID	
		22018	1980-1992	JAGUAR XJS	5.3L V12 5343cc	1968-1974	DODGE W200 PICKUP	5.2L V8 5212cc 318 CID
			1988-1989	JAGUAR VANDEN PLAS	3.6L L6 3590cc	1968-1974	DODGE W200 PICKUP	3.7L L6 3687cc 225 CID
		1988-1989	JAGUAR XJ6	3.6L L6 3590cc	1970	DODGE A100	5.2L V8 5212cc 318 CID	
		1990-1992	JAGUAR VANDEN PLAS	4.0L L6 3980cc	1970	DODGE CHALLENGER	3.7L L6 225 CID	
		1990-1992	JAGUAR XJ6	4.0L L6 3980cc	1970-1971	CHRYSLER 300	7.2L V8 440 CID	
		1993	JAGUAR XJRS	6.0L V12 5994cc	1970-1971	CHRYSLER 300	7.2L V8 7212cc 440 CID	
		1993-1996	JAGUAR XJS	4.0L L6 3980cc	1970-1971	DODGE POLARA	3.7L L6 225 CID	
		1994-1995	JAGUAR XJS	6.0L V12 5994cc	1970-1972	DODGE CHALLENGER	3.7L L6 3687cc 225 CID	
	1994-1996	JAGUAR XJ12	6.0L V12 5994cc	1970-1972	DODGE CORONET	3.7L L6 225 CID		
22019	1997-1999	MINISUBISHI MONTERO SPORT	2.4L L4 2351cc	1970-1973	DODGE POLARA	3.7L L6 3687cc 225 CID		
	1994-1998	TOYOTA T100	2.7L L4 2694cc	1970-1974	CHRYSLER IMPERIAL	7.2L V8 7212cc 440 CID		
22020	1995-2004	TOYOTA TACOMA	2.4L L4 2438cc	1970-1974	CHRYSLER NEWPORT	7.2L V8 7212cc 440 CID		
	1995-2017	TOYOTA TACOMA	2.7L L4 2694cc	1970-1974	CHRYSLER NEW YORKER	7.2L V8 7212cc 440 CID		
	1996-2000	TOYOTA 4RUNNER	2.7L L4 2694cc	1970-1974	CHRYSLER TOWN & COUNTRY	7.2L V8 7212cc 440 CID		
	2010	TOYOTA 4RUNNER	2.7L L4 2694cc	1971	DODGE B100 VAN	3.7L L6 225 CID		
	2021	TOYOTA 4RUNNER	3.0L V6 2959cc	1971	DODGE B200 VAN	3.7L L6 225 CID		
22021	1995-1998	TOYOTA T100	3.4L V6 3378cc	1971	DODGE B200 VAN	6.6L V8 400 CID		
	1995-2004	TOYOTA TACOMA	3.4L V6 3378cc	1971	DODGE B200 VAN	6.6L V8 6556cc 400 CID		
	1996-2002	TOYOTA 4RUNNER	3.4L V6 3378cc	1971	DODGE B300 VAN	3.7L L6 225 CID		
	2000-2004	TOYOTA TUNDRA	3.4L V6 3378cc	1971	DODGE W100 PICKUP	6.6L V8 400 CID		
	22022	1998-1999	ACURA SLX	3.5L V6 3494cc	1971	DODGE W100 PICKUP	6.6L V8 400 CID	
		1998-2002	ISUZU TROOPER	3.5L V6 3475cc	1971	DODGE W200 PICKUP	6.6L V8 400 CID	
22025	1993-1996	INFINITI Q45	4.5L V8 4494cc	1971	DODGE W200 PICKUP	6.6L V8 6556cc 400 CID		
	1996-2000	NISSAN PATHFINDER	3.3L V6 3275cc	1971-1972	DODGE CHARGER	3.7L L6 225 CID		
	1997-2000	INFINITI QX4	3.3L V6 3275cc	1971-1974	DODGE B100 VAN	3.7L L6 3687cc 225 CID		
	1999-2004	NISSAN FRONTIER	3.3L V6 3275cc	1971-1974	DODGE B100 VAN	5.2L V8 318 CID		

USMWW	Years	Application	Engine	USMWW	Years	Application	Engine
22026	1971-1974	DODGE B100 VAN	5.2L V8 5212cc 318 CID	22026	1974-1979	DODGE RAMCHARGER	3.7L L6 3687cc 225 CID
	1971-1974	DODGE B100 VAN	5.9L V8 360 CID		1974-1979	DODGE RAMCHARGER	5.9L V8 360 CID
	1971-1974	DODGE B200 VAN	3.7L L6 3687cc 225 CID		1975	CHRYSLER IMPERIAL	7.2L V8 440 CID
	1971-1974	DODGE B200 VAN	5.2L V8 318 CID		1975	DODGE ROYAL MONACO	5.2L V8 318 CID
	1971-1974	DODGE B200 VAN	5.2L V8 5212cc 318 CID		1975	DODGE W200	5.2L V8 318 CID
	1971-1974	DODGE B200 VAN	5.9L V8 360 CID		1975	PLYMOUTH ROAD RUNNER	6.6L V8 400 CID
	1971-1974	DODGE B200 VAN	6.6L V8 6555cc 400 CID		1975-1977	CHRYSLER TOWN & COUNTRY	6.6L V8 400 CID
	1971-1974	DODGE B300 VAN	3.7L L6 3687cc 225 CID		1975-1977	CHRYSLER TOWN & COUNTRY	7.2L V8 440 CID
	1971-1974	DODGE B300 VAN	5.2L V8 318 CID		1975-1977	DODGE ROYAL MONACO	5.9L V8 360 CID
	1971-1974	DODGE B300 VAN	5.2L V8 5212cc 318 CID		1975-1977	DODGE ROYAL MONACO	6.6L V8 400 CID
	1971-1974	DODGE B300 VAN	5.9L V8 360 CID		1975-1977	DODGE ROYAL MONACO	7.2L V8 440 CID
	1971-1974	DODGE B300 VAN	6.6L V8 6555cc 400 CID		1975-1977	DODGE W100	3.7L L6 3687cc 225 CID
	1971-1974	DODGE D100 PICKUP	5.9L V8 360 CID		1975-1977	DODGE W100	5.2L V8 5211cc 318 CID
	1971-1974	DODGE D100 PICKUP	6.6L V8 400 CID		1975-1977	DODGE W100	5.9L V8 360 CID
	1971-1974	DODGE D100 PICKUP	6.6L V8 6555cc 400 CID		1975-1977	DODGE W100	6.6L V8 400 CID
	1971-1974	DODGE D100 PICKUP	6.6L V8 6556cc 400 CID		1975-1978	CHRYSLER CORDOBA	6.6L V8 400 CID
	1971-1974	DODGE D200 PICKUP	5.9L V8 360 CID		1975-1978	CHRYSLER NEWPORT	6.6L V8 400 CID
	1971-1974	DODGE D200 PICKUP	6.6L V8 400 CID		1975-1978	CHRYSLER NEWPORT	7.2L V8 440 CID
	1971-1974	DODGE D200 PICKUP	6.6L V8 6555cc 400 CID		1975-1978	CHRYSLER NEW YORKER	6.6L V8 400 CID
	1971-1974	DODGE D200 PICKUP	6.6L V8 6556cc 400 CID		1975-1978	CHRYSLER NEW YORKER	7.2L V8 440 CID
	1971-1974	DODGE D300 PICKUP	5.9L V8 360 CID		1975-1978	DODGE B200	3.7L L6 3687cc 225 CID
	1971-1974	DODGE D300 PICKUP	6.6L V8 400 CID		1975-1978	DODGE D200	6.6L V8 400 CID
	1971-1974	DODGE D300 PICKUP	6.6L V8 6555cc 400 CID		1975-1978	DODGE W300	3.7L L6 3687cc 225 CID
	1971-1974	DODGE D300 PICKUP	6.6L V8 6556cc 400 CID		1975-1978	DODGE W300	5.2L V8 5211cc 318 CID
	1971-1974	DODGE W100 PICKUP	6.6L V8 6555cc 400 CID		1975-1979	CHRYSLER CORDOBA	5.2L V8 318 CID
	1971-1974	DODGE W200 PICKUP	5.9L V8 360 CID		1975-1979	CHRYSLER CORDOBA	5.9L V8 360 CID
	1971-1974	DODGE W200 PICKUP	6.6L V8 6555cc 400 CID		1975-1979	DODGE B100	3.7L L6 3687cc 225 CID
	1971-1974	DODGE W300 PICKUP	5.9L V8 360 CID		1975-1979	DODGE B100	5.2L V8 5211cc 318 CID
	1971-1979	CHRYSLER NEWPORT	5.9L V8 360 CID		1975-1979	DODGE B200	5.2L V8 5211cc 318 CID
	1972	CHRYSLER NEW YORKER	6.6L V8 6555cc 400 CID		1975-1979	DODGE B200	5.9L V8 360 CID
	1972	CHRYSLER TOWN & COUNTRY	6.6L V8 6556cc 400 CID		1975-1979	DODGE B300	3.7L L6 3687cc 225 CID
	1972-1973	DODGE POLARA	6.6L V8 400 CID		1975-1979	DODGE B300	5.2L V8 5211cc 318 CID
	1972-1973	DODGE POLARA	6.6L V8 6555cc 400 CID		1975-1979	DODGE B300	5.9L V8 360 CID
	1972-1973	DODGE POLARA	6.6L V8 6556cc 400 CID		1975-1979	DODGE CB300	5.2L V8 5211cc 318 CID
	1972-1973	DODGE W300 PICKUP	7.2L V8 7211cc 440 CID		1975-1979	DODGE D100	3.7L L6 3687cc 225 CID
	1972-1974	CHRYSLER NEWPORT	6.6L V8 6555cc 400 CID		1975-1979	DODGE D100	5.2L V8 5211cc 318 CID
	1972-1974	CHRYSLER NEWPORT	6.6L V8 6556cc 400 CID		1975-1979	DODGE D100	5.9L V8 360 CID
	1972-1974	CHRYSLER TOWN & COUNTRY	6.6L V8 6555cc 400 CID		1975-1979	DODGE D200	3.7L L6 3687cc 225 CID
	1972-1974	DODGE CHARGER	6.6L V8 6555cc 400 CID		1975-1979	DODGE D200	5.2L V8 5211cc 318 CID
	1972-1974	DODGE CHARGER	6.6L V8 6556cc 400 CID		1975-1979	DODGE D200	5.9L V8 360 CID
	1972-1974	DODGE CORONET	6.6L V8 6555cc 400 CID		1975-1979	DODGE D300	3.7L L6 3687cc 225 CID
	1972-1974	DODGE CORONET	6.6L V8 6556cc 400 CID		1975-1979	DODGE D300	5.2L V8 5211cc 318 CID
	1972-1974	DODGE D300 PICKUP	7.2L V8 7211cc 440 CID		1975-1979	DODGE D300	5.9L V8 360 CID
	1972-1974	DODGE MONACO	6.6L V8 6555cc 400 CID		1975-1979	DODGE RAMCHARGER	5.2L V8 5211cc 318 CID
	1972-1974	DODGE MONACO	6.6L V8 6556cc 400 CID		1975-1979	DODGE W200	3.7L L6 3687cc 225 CID
	1972-1974	DODGE W100 PICKUP	5.9L V8 360 CID		1975-1979	DODGE W200	5.2L V8 5211cc 318 CID
	1972-1974	DODGE W300 PICKUP	5.2L V8 318 CID		1975-1979	DODGE W200	5.9L V8 360 CID
	1972-1974	DODGE W300 PICKUP	5.2L V8 5212cc 318 CID		1975-1979	DODGE W300	5.9L V8 360 CID
	1972-1974	PLYMOUTH FURY	6.6L V8 6555cc 400 CID		1976	DODGE CHARGER	3.7L L6 3687cc 225 CID
	1972-1974	PLYMOUTH FURY	6.6L V8 6556cc 400 CID		1976-1978	DODGE B100	5.9L V8 360 CID
	1972-1974	PLYMOUTH GRAN FURY	6.6L V8 6555cc 400 CID		1976-1978	DODGE B200	6.6L V8 400 CID
	1972-1974	PLYMOUTH GRAN FURY	6.6L V8 6556cc 400 CID		1976-1978	DODGE B300	6.6L V8 400 CID
	1972-1974	PLYMOUTH ROAD RUNNER	6.6L V8 6555cc 400 CID		1976-1978	DODGE CB300	6.6L V8 400 CID
	1972-1974	PLYMOUTH ROAD RUNNER	6.6L V8 6556cc 400 CID		1976-1978	DODGE D100	6.6L V8 400 CID
	1972-1974	PLYMOUTH SATTELLITE	6.6L V8 400 CID		1976-1978	DODGE D300	6.6L V8 400 CID
	1972-1974	PLYMOUTH SATTELLITE	6.6L V8 6555cc 400 CID		1976-1978	DODGE W200	6.6L V8 400 CID
	1972-1974	PLYMOUTH SATTELLITE	6.6L V8 6556cc 400 CID		1976-1978	DODGE W300	6.6L V8 400 CID
	1972-1976	DODGE CORONET	6.6L V8 400 CID		1976-1979	PLYMOUTH VOLARE	3.7L L6 3687cc 225 CID
	1972-1977	PLYMOUTH GRAN FURY	6.6L V8 400 CID		1976-1979	PLYMOUTH VOLARE	5.2L V8 318 CID
	1972-1978	DODGE CHARGER	6.6L V8 400 CID		1976-1979	PLYMOUTH VOLARE	5.9L V8 360 CID
	1972-1978	DODGE MONACO	6.6L V8 400 CID		1977	DODGE ROYAL MONACO	5.2L V8 318 CID
	1972-1978	PLYMOUTH FURY	6.6L V8 400 CID		1977-1978	DODGE D150	6.6L V8 400 CID
	1973	DODGE W200 PICKUP	7.2L V8 7211cc 440 CID		1977-1978	DODGE MONACO	3.7L L6 3687cc 225 CID
	1973	PLYMOUTH ROAD RUNNER	6.6L V8 400 CID		1977-1978	DODGE RAMCHARGER	6.6L V8 400 CID
	1973-1974	DODGE D200 PICKUP	7.2L V8 7211cc 440 CID		1977-1978	DODGE W150	6.6L V8 400 CID
	1973-1974	DODGE D200 PICKUP	7.2L V8 7212cc 440 CID		1977-1979	CHRYSLER LEBARON	5.2L V8 318 CID
	1973-1974	DODGE D300 PICKUP	7.2L V8 7212cc 440 CID		1977-1979	CHRYSLER NEW YORKER	5.9L V8 360 CID
	1974	DODGE B200 VAN	6.6L V8 400 CID		1977-1979	DODGE CB300	3.7L L6 3687cc 225 CID
	1974	DODGE B200 VAN	6.6L V8 6556cc 400 CID		1977-1979	DODGE D150	3.7L L6 3687cc 225 CID
	1974	DODGE CB300	5.2L V8 318 CID		1977-1979	DODGE D150	5.2L V8 5211cc 318 CID
	1974	DODGE CB300	5.2L V8 5212cc 318 CID		1977-1979	DODGE D150	5.9L V8 360 CID
	1974	DODGE CHARGER	5.2L V8 318 CID		1977-1979	DODGE W150	5.2L V8 5211cc 318 CID
	1974	DODGE M300	5.2L V8 318 CID		1977-1979	DODGE W150	5.9L V8 360 CID
	1974	DODGE M300	5.2L V8 5212cc 318 CID		1978	DODGE D150	7.2L V8 440 CID
	1974	DODGE M350	5.2L V8 318 CID		1978	DODGE MAGNUM	6.6L V8 400 CID
	1974	DODGE MB300	5.2L V8 5212cc 318 CID		1978	DODGE W150	7.2L V8 440 CID
	1974	DODGE P200 VAN	3.7L L6 3687cc 225 CID		1978-1979	CHRYSLER LEBARON	3.7L L6 3687cc 225 CID
	1974	DODGE P300 VAN	3.7L L6 3687cc 225 CID		1978-1979	CHRYSLER LEBARON	5.9L V8 360 CID
	1974	DODGE R300	5.2L V8 5212cc 318 CID		1978-1979	CHRYSLER TOWN & COUNTRY	3.7L L6 3687cc 225 CID
	1974	DODGE RAMCHARGER	5.2L V8 318 CID		1978-1979	CHRYSLER TOWN & COUNTRY	5.2L V8 318 CID
	1974	DODGE RAMCHARGER	5.2L V8 5212cc 318 CID		1978-1979	CHRYSLER TOWN & COUNTRY	5.9L V8 360 CID
	1974	DODGE RM300	5.2L V8 5212cc 318 CID		1978-1979	DODGE D400	5.9L V8 360 CID
	1974	DODGE RM350	5.2L V8 5212cc 318 CID		1978-1979	DODGE D450	5.9L V8 360 CID
	1974	DODGE W100 PICKUP	6.6L V8 400 CID		1978-1979	DODGE DIPLOMAT	3.7L L6 3687cc 225 CID
	1974	DODGE W100 PICKUP	6.6L V8 6556cc 400 CID		1978-1979	DODGE MAGNUM	5.2L V8 318 CID
	1974	DODGE W200 PICKUP	6.6L V8 400 CID		1978-1979	DODGE MAGNUM	5.9L V8 360 CID
	1974	DODGE W200 PICKUP	6.6L V8 6556cc 400 CID		1978-1979	DODGE RD200	5.2L V8 5211cc 318 CID
	1974-1975	DODGE CB300	3.7L L6 3687cc 225 CID		1978-1979	DODGE RD200	5.9L V8 360 CID
	1974-1979	DODGE CB300	5.9L V8 360 CID		1978-1979	DODGE W150	3.7L L6 3687cc 225 CID

USMW	Years	Application	Engine	USMW	Years	Application	Engine		
22026	1979	CHRYSLER NEWPORT	3.7L L6 3687cc 225 CID	22030	1984-1990	VOLVO 760	2.3L L4 2316cc		
	1979	CHRYSLER NEWPORT	5.2L V8 318 CID		1985	VOLVO 745	2.3L L4 2316cc		
	1979	CHRYSLER NEW YORKER	5.2L V8 318 CID		1985	VOLVO 745	2.4L L6 2383cc		
	1979	DODGE ST. REGIS	3.7L L6 3687cc 225 CID		1985	VOLVO 760	2.4L L6 2377cc		
	1980-1983	JEEP CHEROKEE	4.2L L6 258 CID		1985-1991	VOLVO 740	2.3L L4 2316cc		
	1980-1983	JEEP CJ5	4.2L L6 258 CID		1986	VOLVO 740	2.4L L6 2377cc		
	1980-1983	JEEP WAGONEER	4.2L L6 258 CID		1989-1991	VOLVO 780	2.3L L4 2316cc		
	1980-1986	JEEP CJ7	4.2L L6 258 CID		1990-1993	VOLVO 240	2.3L L4 2316cc		
	1980-1987	JEEP J10	4.2L L6 258 CID		1991	VOLVO 940	2.3L L4 2316cc		
	1981	PONTIAC GRAND LEMANS	4.9L V8 301 CID		22031	1987-1990	VOLVO 760	2.8L V6 2849cc	
	1981	PONTIAC LEMANS	4.9L V8 301 CID			1987-1990	VOLVO 780	2.8L V6 2849cc	
	1981-1983	CHEVROLET G20	5.7L V8 350 CID		22032	1997-2001	INFINITI Q45	4.1L V8 4130cc	
	1981-1984	CHEVROLET G20	5.0L V8 305 CID			2001-2003	INFINITI QX4	3.5L V6 3498cc	
	1981-1984	GMC G2500	5.0L V8 305 CID			2001-2004	NISSAN PATHFINDER	3.5L V6 3498cc	
	1981-1985	GMC G2500	5.7L V8 350 CID			2003-2005	INFINITI FX45	4.5L V8 4500cc	
	1981-1985	JEEP SCRAMBLER	4.2L L6 258 CID		2006-2008	INFINITI FX45	4.5L V8 4494cc		
	1981-1986	CHEVROLET G30	5.7L V8 350 CID		22033	1996-1998	SUZUKI SIDEKICK	1.8L L4 1840cc	
	1981-1986	GMC G1500	5.0L V8 305 CID			1999-2003	CHEVROLET TRACKER	2.0L L4 122 CID	
	1981-1986	GMC G3500	5.7L V8 350 CID			1999-2003	SUZUKI VITARA	2.0L L4 2000cc	
	1982	CHEVROLET CAMARO	2.5L L4 2474cc 151 CID			1999-2005	SUZUKI GRAND VITARA	2.5L V6 2500cc	
	1982-1984	CHEVROLET G10	4.1L L6 250 CID			2001	SUZUKI GRAND VITARA	2.7L V6 2737cc	
	1982-1984	CHEVROLET G20	4.1L L6 250 CID			2001-2004	CHEVROLET TRACKER	2.5L V6 2500cc	
	1982-1984	CHEVROLET G30	4.1L L6 250 CID			2002-2006	SUZUKI XL-7	2.7L V6 2737cc	
	1982-1984	GMC G2500	4.1L L6 250 CID			2004	SUZUKI VITARA	2.5L V6 2500cc	
	1982-1984	GMC G3500	4.1L L6 250 CID			22035	2014-2017	RAM 2500	6.4L V8 6424cc 392 CID
	1982-1986	CHEVROLET G10	5.0L V8 305 CID				2014-2017	RAM 3500	6.4L V8 6424cc 392 CID
	1982-1986	CHEVROLET G10	5.7L V8 350 CID		2014-2017		RAM 4500	6.4L V8 6424cc 392 CID	
	1982-1986	GMC G1500	5.7L V8 350 CID		2014-2017	RAM 5500	6.4L V8 6424cc 392 CID		
	1984	CADILLAC DEVILLE	4.1L V8 250 CID		22037	1980	CHEVROLET CORVETTE	5.0L V8 305 CID	
	1984-1985	CADILLAC FLEETWOOD	4.1L V8 250 CID			1980-1982	CHEVROLET CORVETTE	5.7L V8 350 CID	
	1984-1986	CHEVROLET S10	2.8L V6 173 CID		22038	1957-1958	CHEVROLET CORVETTE	4.6L V8 4638cc 283 CID	
	1984-1986	CHEVROLET S10 BLAZER	2.8L V6 173 CID			1962-1966	FORD ECONOLINE	2.8L L6 170 CID	
	1984-1986	GMC S15	2.8L V6 173 CID			1962-1967	FORD P-100	2.8L L6 2786cc 170 CID	
	1984-1986	GMC S15 JIMMY	2.8L V6 173 CID			1962-1968	CHEVROLET CORVETTE	5.3L V8 5358cc 327 CID	
	1984-1986	JEEP GRAND WAGONEER	4.2L L6 258 CID			1965	CHEVROLET BEL AIR	3.8L L6 3769cc 230 CID	
	1985	CHEVROLET G20	5.7L V8 350 CID			1965	CHEVROLET IMPALA	3.8L L6 230 CID	
	1985-1986	CHEVROLET ASTRO	4.3L V6 262 CID			1965	CHEVROLET IMPALA	3.8L L6 3769cc 230 CID	
	1985-1986	CHEVROLET G10	4.3L V6 262 CID			1965-1966	CHEVROLET CHEVY II	3.8L L6 3769cc 230 CID	
	1985-1986	CHEVROLET G20	4.3L V6 262 CID			1972-1974	FORD COUNTRY SQUIRE	7.5L V8 460 CID	
	1985-1986	CHEVROLET G30	4.3L V6 262 CID			1972-1974	FORD COUNTRY SQUIRE	7.5L V8 7539cc 460 CID	
	1985-1986	GMC G1500	4.3L V6 262 CID			1972-1974	MERCURY COLONY PARK	7.5L V8 460 CID	
	1985-1986	GMC G2500	4.3L V6 262 CID			1972-1974	MERCURY COLONY PARK	7.5L V8 7539cc 460 CID	
	1985-1986	GMC G3500	4.3L V6 262 CID			1972-1974	MERCURY MARQUIS	7.5L V8 7539cc 460 CID	
	1985-1986	GMC SAFARI	4.3L V6 262 CID			1972-1974	MERCURY MONTEREY	7.5L V8 460 CID	
	1986	CHEVROLET S10	2.5L L4 2474cc 151 CID			1972-1974	MERCURY MONTEREY	7.5L V8 7539cc 460 CID	
	1986	CHEVROLET S10 BLAZER	2.5L L4 2474cc 151 CID			1972-1978	MERCURY MARQUIS	7.5L V8 460 CID	
	1986	GMC S15	2.5L L4 2474cc 151 CID			1973-1974	FORD CUSTOM 500	7.5L V8 7539cc 460 CID	
	1986	GMC S15 JIMMY	2.5L L4 2474cc 151 CID			1973-1974	FORD GALAXIE 500	7.5L V8 460 CID	
	1987-1991	DODGE DAKOTA	3.9L V6 3906cc 239 CID			1973-1974	FORD GALAXIE 500	7.5L V8 7539cc 460 CID	
	22027	1993-1997	INFINITI J30			3.0L V6 2960cc 181 CID	1973-1974	FORD RANCH WAGON	7.5L V8 460 CID
		1990-1993	INFINITI Q45		4.5L V8 4494cc	1973-1974	FORD RANCH WAGON	7.5L V8 7539cc 460 CID	
	22028	2003-2004	INFINITI G35		3.5L V6 3498cc	1973-1974	MERCURY MONTEGO	7.5L V8 7539cc 460 CID	
		1997-2003	MITSUBISHI MONTERO SPORT		3.0L V6 2972cc 181 CID	1973-1976	FORD CUSTOM 500	7.5L V8 460 CID	
	22029	2002-2004	MITSUBISHI MONTERO SPORT		3.5L V6 3497cc 215 CID	1973-1976	MERCURY MONTEGO	7.5L V8 460 CID	
		1969-1972	VOLVO 164		3.0L L6 2980cc 182 CID	1974	FORD GRAN TORINO	7.5L V8 7539cc 460 CID	
		1970-1972	VOLVO 164		3.0L L6 2980cc	1974-1976	FORD GRAN TORINO	7.5L V8 460 CID	
1970-1973		VOLVO 142	2.0L L4 1986cc 121 CID	1975-1978	MERCURY GRAND MARQUIS	7.5L V8 460 CID			
1970-1973		VOLVO 142	2.0L L4 1990cc	1979	FORD FAIRMONT	3.3L L6 200 CID			
1970-1973		VOLVO 144	2.0L L4 1986cc 121 CID	1979	FORD MUSTANG	3.3L L6 200 CID			
1970-1973		VOLVO 144	2.0L L4 1990cc	1980-1982	FORD THUNDERBIRD	3.3L L6 200 CID			
1970-1974		VOLVO 145	2.0L L4 1986cc 121 CID	1980-1982	MERCURY COUGAR	3.3L L6 200 CID			
1970-1974		VOLVO 145	2.0L L4 1990cc	1982	FORD GRANADA	3.3L L6 200 CID			
1972-1973		VOLVO 142	2.0L L4 1990cc 121 CID	22041	1977-1978	CADILLAC ELDORADO	7.0L V8 425 CID		
1972-1973		VOLVO 144	2.0L L4 1990cc 121 CID		1977-1979	CADILLAC COMMERCIAL CHASSIS	7.0L V8 425 CID		
1972-1974		VOLVO 145	2.0L L4 1990cc 121 CID		1977-1979	CADILLAC DEVILLE	7.0L V8 425 CID		
1974		VOLVO 164	3.0L L6 2980cc 182 CID		1977-1979	CADILLAC FLEETWOOD	7.0L V8 425 CID		
1974-1975		VOLVO 164	3.0L L6 2980cc		1977-1979	CADILLAC SEVILLE	5.7L V8 350 CID		
1975		VOLVO 242	2.0L L4 1990cc		1979	CADILLAC DEVILLE	5.7L V8 350 CID		
1975		VOLVO 245	2.0L L4 1990cc		1979	CADILLAC ELDORADO	5.7L V8 350 CID		
1976		VOLVO 262	2.7L V6 2673cc		1979	CADILLAC FLEETWOOD	5.7L V8 350 CID		
1976-1979		VOLVO 264	2.7L V6 2673cc		1980	BUICK RIVIERA	5.7L V8 350 CID		
1976-1979		VOLVO 265	2.7L V6 2673cc		1980-1982	CADILLAC DEVILLE	4.1L V6 252 CID		
1976-1984		VOLVO 242	2.1L L4 2127cc		1980-1982	CADILLAC FLEETWOOD	4.1L V6 252 CID		
1976-1985		VOLVO 244	2.1L L4 2127cc		1981-1984	CADILLAC COMMERCIAL CHASSIS	6.0L V8 368 CID		
1976-1985		VOLVO 245	2.1L L4 2127cc		1982	CADILLAC FLEETWOOD	6.0L V8 368 CID		
1978-1979		VOLVO 262	2.7L V6 2673cc		22042	1975-1978	BUICK SKYHAWK	3.8L V6 231 CID	
1980		VOLVO 264	2.1L L4 2127cc			1976-1977	PONTIAC SUNBIRD	3.8L V6 231 CID	
1980		VOLVO 265	2.4L L6 2383cc			1977-1980	PONTIAC SUNBIRD	3.8L V6 3800cc 231 CID	
1980-1981		VOLVO 262	2.8L V6 2849cc	1978-1979		BUICK SKYHAWK	3.8L V6 3800cc 231 CID		
1980-1981		VOLVO 264	2.4L L6 2383cc	1980		OLDSMOBILE STARFIRE	3.8L V6 3800cc 231 CID		
1980-1981		VOLVO 265	2.8L V6 2849cc	1980-1981		CADILLAC FLEETWOOD	5.7L V8 350 CID		
1980-1982		VOLVO 264	2.8L V6 2849cc	1981		CADILLAC DEVILLE	6.0L V8 368 CID		
1982-1984		VOLVO 244	2.4L L6 2383cc	1981-1984		CADILLAC FLEETWOOD	6.0L V8 368 CID		
1982-1984		VOLVO 245	2.4L L6 2383cc	1982		CHEVROLET IMPALA	4.4L V8 267 CID		
1983-1984		VOLVO 242	2.3L L4 2316cc	1983-1984		PONTIAC GRAND PRIX	5.0L V8 305 CID		
1983-1984		VOLVO 760	2.4L L6 2383cc	1985		CHEVROLET C20	5.7L V8 350 CID		
1983-1986		VOLVO 760	2.8L V6 2849cc	1985		CHEVROLET C20 SUBURBAN	5.7L V8 350 CID		
1983-1989		VOLVO 244	2.3L L4 2316cc	1985		CHEVROLET K5 BLAZER	5.7L V8 350 CID		
1983-1989		VOLVO 245	2.3L L4 2316cc	1985		CHEVROLET K20	5.7L V8 350 CID		

USMWW	Years	Application	Engine	USMWW	Years	Application	Engine
22042	1985	CHEVROLET K20 SUBURBAN	5.7L V8 350 CID	22043	1980	DODGE B100	3.7L L6 3687cc 225 CID
	1985	GMC C2500	5.7L V8 350 CID		1980	DODGE B100	5.2L V8 5211cc 318 CID
	1985	GMC C2500 SUBURBAN	5.7L V8 350 CID		1980	DODGE B200	3.7L L6 3687cc 225 CID
	1985	GMC JIMMY	5.7L V8 350 CID		1980	DODGE B200	5.2L V8 5211cc 318 CID
	1985	GMC K1500 SUBURBAN	5.7L V8 350 CID		1980	DODGE B200	5.9L V8 360 CID
	1985	GMC K2500	5.7L V8 350 CID		1980	DODGE B300	3.7L L6 225 CID
22043	1964	BUICK ESTATE WAGON	4.9L V8 4917cc 300 CID		1980	DODGE B300	5.2L V8 5211cc 318 CID
	1964-1965	BUICK LESABRE	4.9L V8 4917cc 300 CID		1980	DODGE B300	5.9L V8 360 CID
	1964-1967	BUICK SKYLARK	4.9L V8 4917cc 300 CID		1980	DODGE CB300	5.2L V8 5211cc 318 CID
	1964-1967	BUICK SPECIAL	4.9L V8 4917cc 300 CID		1980	DODGE CB300	5.9L V8 360 CID
	1965	BUICK LESABRE	4.9L V8 300 CID		1980	DODGE D150	4.0L L6 243 CID
	1968-1969	BUICK SPECIAL	5.7L V8 5736cc 350 CID		1980	DODGE D200	3.7L L6 3687cc 225 CID
	1968-1971	BUICK SKYLARK	4.1L L6 4097cc 250 CID		1980	DODGE D200	4.0L L6 243 CID
	1968-1971	BUICK SKYLARK	4.1L L6 4098cc 250 CID		1980	DODGE D200	5.2L V8 5211cc 318 CID
	1968-1972	BUICK SKYLARK	5.7L V8 5736cc 350 CID		1980	DODGE D200	5.9L V8 360 CID
	1968-1974	BUICK LESABRE	5.7L V8 5736cc 350 CID		1980	DODGE D300	5.2L V8 5211cc 318 CID
	1969	BUICK SPECIAL	4.1L L6 4097cc 250 CID		1980	DODGE D300	5.9L V8 360 CID
	1969	BUICK SPECIAL	4.1L L6 4098cc 250 CID		1980	DODGE MIRADA	5.9L V8 360 CID
	1970	BUICK ESTATE WAGON	5.7L V8 5736cc 350 CID		1980	DODGE RAMCHARGER	3.7L L6 3687cc 225 CID
	1970	BUICK SKYLARK	5.7L V8 350 CID		1980	DODGE RD200	5.2L V8 5211cc 318 CID
	1970-1971	BUICK SKYLARK	7.5L V8 7456cc 455 CID		1980	DODGE RD200	5.9L V8 360 CID
	1970-1974	BUICK ELECTRA	7.5L V8 7456cc 455 CID		1980	DODGE W200	3.7L L6 3687cc 225 CID
	1970-1974	BUICK ESTATE WAGON	7.5L V8 7456cc 455 CID		1980	DODGE W200	5.2L V8 5211cc 318 CID
	1970-1974	BUICK LESABRE	7.5L V8 7456cc 455 CID		1980	DODGE W200	5.9L V8 360 CID
	1970-1974	BUICK RIVIERA	7.5L V8 7456cc 455 CID		1980	DODGE W300	5.2L V8 5211cc 318 CID
	1971	BUICK RIVIERA	7.5L V8 455 CID		1980	DODGE W300	5.9L V8 360 CID
	1972	BUICK SKYLARK	5.7L V8 350 CID		1980	GMC C1500	4.8L L6 292 CID
	1973	BUICK ESTATE WAGON	5.7L V8 5736cc 350 CID		1980	GMC C1500 SUBURBAN	4.1L L6 250 CID
	1973-1974	BUICK CENTURY	5.7L V8 5736cc 350 CID		1980	GMC C3500	4.1L L6 250 CID
	1973-1974	BUICK CENTURY	7.5L V8 7456cc 455 CID		1980	GMC K1500	4.8L L6 292 CID
	1973-1974	BUICK REGAL	5.7L V8 5736cc 350 CID		1980	GMC K1500 SUBURBAN	4.1L L6 250 CID
	1973-1974	BUICK REGAL	7.5L V8 7456cc 455 CID		1980	GMC K2500	4.1L L6 250 CID
	1974	CHEVROLET P30 VAN	4.8L L6 4786cc 292 CID		1980	OLDSMOBILE CUTLASS	5.0L V8 305 CID
	1974-1976	BUICK ESTATE WAGON	7.5L V8 455 CID		1980	OLDSMOBILE CUTLASS CALAIS	5.0L V8 305 CID
	1975-1976	BUICK ELECTRA	7.5L V8 455 CID		1980	OLDSMOBILE CUTLASS CRUISER	5.0L V8 305 CID
	1975-1976	BUICK LESABRE	7.5L V8 455 CID		1980	OLDSMOBILE CUTLASS SALON	3.8L V6 3800cc 231 CID
	1975-1976	BUICK RIVIERA	7.5L V8 455 CID		1980	OLDSMOBILE CUTLASS SALON	5.0L V8 305 CID
	1975-1977	BUICK CENTURY	3.8L V6 231 CID		1980	OLDSMOBILE CUTLASS SUPREME	5.0L V8 305 CID
	1975-1977	BUICK REGAL	3.8L V6 231 CID		1980	OLDSMOBILE STARFIRE	3.8L V6 3800cc 231 CID
	1975-1977	BUICK REGAL	5.7L V8 350 CID		1980	PLYMOUTH GRAN FURY	5.9L V8 360 CID
	1975-1977	BUICK SKYLARK	3.8L V6 231 CID		1980	PLYMOUTH PB100	3.7L L6 3687cc 225 CID
	1975-1979	BUICK CENTURY	5.7L V8 350 CID		1980	PLYMOUTH PB100	5.2L V8 5211cc 318 CID
	1975-1979	BUICK LESABRE	5.7L V8 350 CID		1980	PLYMOUTH PB200	3.7L L6 3687cc 225 CID
	1975-1979	BUICK SKYLARK	5.7L V8 350 CID		1980	PLYMOUTH PB200	5.2L V8 5211cc 318 CID
	1976-1977	BUICK LESABRE	3.8L V6 231 CID		1980	PLYMOUTH PB200	5.9L V8 360 CID
	1977	BUICK ELECTRA	5.7L V8 350 CID		1980	PLYMOUTH PB300	5.2L V8 5211cc 318 CID
	1977	BUICK SKYLARK	4.9L V8 301 CID		1980	PLYMOUTH PB300	5.9L V8 360 CID
	1977-1979	BUICK ESTATE WAGON	5.7L V8 350 CID		1980	PLYMOUTH TRAILDUSTER	3.7L L6 3687cc 225 CID
	1977-1979	BUICK RIVIERA	5.7L V8 350 CID		1980	PLYMOUTH VOLARE	3.7L L6 3687cc 225 CID
	1977-1979	BUICK SKYLARK	5.0L V8 305 CID	1980	PLYMOUTH VOLARE	5.2L V8 318 CID	
	1977-1980	BUICK LESABRE	4.9L V8 301 CID	1980	PLYMOUTH VOLARE	5.9L V8 360 CID	
	1977-1980	BUICK REGAL	5.0L V8 305 CID	1980	PONTIAC GRAND LEMANS	3.8L V6 229 CID	
	1977-1981	BUICK LESABRE	3.8L V6 3800cc 231 CID	1980	PONTIAC LEMANS	3.8L V6 229 CID	
	1978	BUICK LESABRE	5.0L V8 305 CID	1980	PONTIAC SUNBIRD	3.8L V6 3800cc 231 CID	
	1978-1979	BUICK CENTURY	3.2L V6 196 CID	1980-1981	BUICK LESABRE	4.1L V6 252 CID	
	1978-1979	BUICK REGAL	3.2L V6 196 CID	1980-1981	CADILLAC DEVILLE	5.7L V8 350 CID	
	1978-1979	BUICK SKYLARK	3.8L V6 3800cc 231 CID	1980-1981	CADILLAC ELDORADO	5.7L V8 350 CID	
	1978-1979	CHEVROLET IMPALA	5.0L V8 305 CID	1980-1981	CADILLAC ELDORADO	6.0L V8 368 CID	
	1978-1979	CHEVROLET IMPALA	5.7L V8 350 CID	1980-1981	CADILLAC SEVILLE	5.7L V8 350 CID	
	1978-1979	CHEVROLET MONTE CARLO	3.3L V6 200 CID	1980-1981	CADILLAC SEVILLE	6.0L V8 368 CID	
	1978-1980	BUICK CENTURY	5.0L V8 305 CID	1980-1981	CHEVROLET CAMARO	3.8L V6 3800cc 231 CID	
	1978-1980	CHEVROLET MONTE CARLO	5.0L V8 305 CID	1980-1981	CHEVROLET CAPRICE	3.8L V6 229 CID	
	1978-1981	BUICK CENTURY	3.8L V6 3800cc 231 CID	1980-1981	CHEVROLET CAPRICE	4.4L V8 267 CID	
	1978-1981	BUICK REGAL	3.8L V6 3800cc 231 CID	1980-1981	CHEVROLET EL CAMINO	4.4L V8 267 CID	
	1978-1981	CHEVROLET MONTE CARLO	3.8L V6 3800cc 231 CID	1980-1981	CHEVROLET IMPALA	3.8L V6 229 CID	
	1979	BUICK CENTURY	3.8L V6 231 CID	1980-1981	CHEVROLET IMPALA	4.4L V8 267 CID	
	1979	BUICK REGAL	3.8L V6 231 CID	1980-1981	CHEVROLET MALIBU	3.8L V6 229 CID	
	1979	CHEVROLET MONTE CARLO	3.8L V6 231 CID	1980-1981	CHEVROLET MONTE CARLO	3.8L V6 229 CID	
	1979-1980	BUICK CENTURY	4.9L V8 301 CID	1980-1981	CHRYSLER LEBARON	3.7L L6 3687cc 225 CID	
	1979-1980	BUICK REGAL	4.9L V8 301 CID	1980-1981	CHRYSLER LEBARON	5.2L V8 318 CID	
	1979-1980	CHEVROLET MONTE CARLO	4.4L V8 267 CID	1980-1981	CHRYSLER NEWPORT	3.7L L6 3687cc 225 CID	
	1979-1981	BUICK RIVIERA	3.8L V6 3800cc 231 CID	1980-1981	CHRYSLER NEWPORT	5.2L V8 318 CID	
	1980	BUICK ELECTRA	4.9L V8 301 CID	1980-1981	CHRYSLER TOWN & COUNTRY	3.7L L6 3687cc 225 CID	
	1980	BUICK ESTATE WAGON	4.9L V8 301 CID	1980-1981	CHRYSLER TOWN & COUNTRY	5.2L V8 318 CID	
	1980	BUICK SKYHAWK	3.8L V6 3800cc 231 CID	1980-1981	DODGE RAMCHARGER	5.9L V8 360 CID	
	1980	CADILLAC COMMERCIAL CHASSIS	6.0L V8 368 CID	1980-1981	DODGE ST. REGIS	3.7L L6 3687cc 225 CID	
	1980	CADILLAC DEVILLE	6.0L V8 368 CID	1980-1981	DODGE ST. REGIS	5.2L V8 318 CID	
	1980	CADILLAC FLEETWOOD	6.0L V8 368 CID	1980-1981	DODGE W150	5.9L V8 360 CID	
	1980	CHEVROLET C10	4.8L L6 292 CID	1980-1981	OLDSMOBILE CUTLASS	3.8L V6 3800cc 231 CID	
	1980	CHEVROLET C10 SUBURBAN	4.1L L6 250 CID	1980-1981	OLDSMOBILE DELTA 88	3.8L V6 3800cc 231 CID	
	1980	CHEVROLET C30	4.1L L6 250 CID	1980-1981	PLYMOUTH TRAILDUSTER	5.2L V8 5211cc 318 CID	
	1980	CHEVROLET K10	4.8L L6 292 CID	1980-1981	PLYMOUTH TRAILDUSTER	5.9L V8 360 CID	
	1980	CHEVROLET K10 SUBURBAN	4.1L L6 250 CID	1980-1981	PONTIAC BONNEVILLE	3.8L V6 3800cc 231 CID	
	1980	CHEVROLET K20	4.1L L6 250 CID	1980-1981	PONTIAC CATALINA	3.8L V6 3800cc 231 CID	
	1980	CHEVROLET MALIBU	4.4L V8 267 CID	1980-1981	PONTIAC FIREBIRD	3.8L V6 3800cc 231 CID	
	1980	CHEVROLET MALIBU	5.0L V8 305 CID	1980-1981	PONTIAC FIREBIRD	4.9L V8 301 CID	
	1980	CHEVROLET MALIBU	5.7L V8 350 CID	1980-1981	PONTIAC GRAND LEMANS	3.8L V6 3800cc 231 CID	
	1980	DODGE ASPEN	3.7L L6 3687cc 225 CID	1980-1981	PONTIAC GRAND PRIX	3.8L V6 3800cc 231 CID	
	1980	DODGE ASPEN	5.2L V8 318 CID	1980-1981	PONTIAC LEMANS	3.8L V6 3800cc 231 CID	

USMW	Years	Application	Engine	USMW	Years	Application	Engine
22043	1980-1982	CHEVROLET C20 SUBURBAN	4.8L L6 292 CID	22043	1984-1991	DODGE D250	5.9L V8 360 CID
	1980-1982	CHEVROLET K5 BLAZER	4.1L L6 250 CID		1984-1991	DODGE RAMCHARGER	5.9L V8 360 CID
	1980-1982	CHEVROLET K20 SUBURBAN	4.8L L6 292 CID		1984-1991	DODGE W150	5.9L V8 360 CID
	1980-1982	CHRYSLER NEW YORKER	5.2L V8 318 CID		1984-1991	DODGE W250	5.9L V8 360 CID
	1980-1982	DODGE D150	5.9L V8 360 CID		1984-1992	DODGE B250	5.9L V8 360 CID
	1980-1982	GMC C2500 SUBURBAN	4.8L L6 292 CID		1985	DODGE DIPLOMAT	5.2L V8 5211cc 318 CID
	1980-1982	GMC JIMMY	4.1L L6 250 CID		1985	PLYMOUTH GRAN FURY	5.2L V8 5211cc 318 CID
	1980-1982	GMC K2500 SUBURBAN	4.8L L6 292 CID		1985-1987	DODGE D100	3.7L L6 3687cc 225 CID
	1980-1982	OLDSMOBILE CUTLASS CRUISER	3.8L V6 3800cc 231 CID		1985-1988	DODGE D100	5.9L V8 360 CID
	1980-1983	CHEVROLET MALIBU	3.8L V6 3800cc 231 CID		1985-1989	DODGE D100	5.2L V8 5211cc 318 CID
	1980-1983	CHRYSLER CORDOBA	3.7L L6 3687cc 225 CID		1985-1989	PLYMOUTH GRAN FURY	5.2L V8 318 CID
	1980-1983	DODGE DIPLOMAT	3.7L L6 3687cc 225 CID		1986	CADILLAC FLEETWOOD	5.0L V8 307 CID
	1980-1983	DODGE MIRADA	3.7L L6 3687cc 225 CID		1986-1987	DODGE W100	3.7L L6 3687cc 225 CID
	1980-1983	DODGE MIRADA	5.2L V8 318 CID		1986-1988	DODGE W100	5.9L V8 360 CID
	1980-1983	PLYMOUTH GRAN FURY	3.7L L6 3687cc 225 CID		1986-1989	DODGE W100	5.2L V8 5211cc 318 CID
	1980-1983	PLYMOUTH GRAN FURY	5.2L V8 318 CID		1986-1991	DODGE B350	5.2L V8 5211cc 318 CID
	1980-1984	CHEVROLET C10	4.1L L6 250 CID		1986-1992	DODGE B350	5.9L V8 360 CID
	1980-1984	CHEVROLET C20	4.1L L6 250 CID		1988-1989	DODGE D100	3.9L V6 3906cc 239 CID
	1980-1984	CHEVROLET C20	4.8L L6 292 CID		1988-1990	CADILLAC BROUGHAM	5.0L V8 307 CID
	1980-1984	CHEVROLET C30	4.8L L6 292 CID		1988-1991	DODGE B150	3.9L V6 3906cc 239 CID
	1980-1984	CHEVROLET K10	4.1L L6 250 CID		1988-1991	DODGE B250	3.9L V6 3906cc 239 CID
	1980-1984	CHEVROLET K20	4.8L L6 292 CID		1988-1991	DODGE D150	3.9L V6 3906cc 239 CID
	1980-1984	CHEVROLET K30	4.8L L6 292 CID		1988-1991	DODGE D250	3.9L V6 3906cc 239 CID
	1980-1984	GMC C1500	4.1L L6 250 CID		1989	DODGE W100	3.9L V6 3906cc 239 CID
	1980-1984	GMC C2500	4.1L L6 250 CID		1989-1991	DODGE W150	3.9L V6 3906cc 239 CID
	1980-1984	GMC C2500	4.8L L6 292 CID		1986-1987	FORD AEROSTAR	2.3L L4 140 CID
	1980-1984	GMC C3500	4.8L L6 292 CID		1959-1962	BUICK INVICTA	6.6L V8 6572cc 401 CID
	1980-1984	GMC K1500	4.1L L6 250 CID		1959-1962	PONTIAC BONNEVILLE	6.4L V8 389 CID
	1980-1984	GMC K2500	4.8L L6 292 CID		1959-1966	BUICK ELECTRA	6.6L V8 6572cc 401 CID
	1980-1984	GMC K3500	4.8L L6 292 CID		1959-1966	PONTIAC BONNEVILLE	6.4L V8 6376cc 389 CID
	1980-1984	OLDSMOBILE CUTLASS CALAIS	3.8L V6 3800cc 231 CID		1959-1966	PONTIAC CATALINA	6.4L V8 6376cc 389 CID
	1980-1984	OLDSMOBILE CUTLASS SUPREME	3.8L V6 3800cc 231 CID		1959-1966	PONTIAC STAR CHIEF	6.4L V8 6376cc 389 CID
	1980-1987	DODGE D150	3.7L L6 3687cc 225 CID		1961	PONTIAC TEMPEST	6.4L V8 6376cc 389 CID
	1980-1987	DODGE W150	3.7L L6 3687cc 225 CID		1961	PONTIAC VENTURA	6.9L V8 6900cc 421 CID
	1980-1989	DODGE DIPLOMAT	5.2L V8 318 CID		1961-1966	PONTIAC CATALINA	6.9L V8 6900cc 421 CID
	1980-1991	DODGE D150	5.2L V8 5211cc 318 CID		1962-1964	BUICK LESABRE	6.6L V8 6572cc 401 CID
	1980-1991	DODGE RAMCHARGER	5.2L V8 5211cc 318 CID		1962-1966	PONTIAC GRAND PRIX	6.4L V8 6376cc 389 CID
	1980-1991	DODGE W150	5.2L V8 5211cc 318 CID		1963-1965	BUICK RIVIERA	6.6L V8 6572cc 401 CID
	1981	BUICK CENTURY	4.3L V8 265 CID		1963-1966	BUICK RIVIERA	7.0L V8 6966cc 425 CID
	1981	BUICK REGAL	4.3L V8 265 CID		1963-1966	BUICK WILDCAT	6.6L V8 6572cc 401 CID
	1981	BUICK RIVIERA	4.1L V6 252 CID		1963-1966	PONTIAC BONNEVILLE	6.9L V8 6900cc 421 CID
	1981	CADILLAC SEVILLE	4.1L V6 252 CID		1963-1966	PONTIAC GRAND PRIX	6.9L V8 6900cc 421 CID
	1981	CHEVROLET G10	5.0L V8 305 CID		1963-1966	PONTIAC STAR CHIEF	6.9L V8 6900cc 421 CID
	1981	CHEVROLET G20	5.0L V8 305 CID		1964	BUICK LESABRE	7.0L V8 6966cc 425 CID
	1981	DODGE B350	5.2L V8 5211cc 318 CID		1964	CADILLAC ELDORADO	7.0L V8 429 CID
	1981	DODGE B350	5.9L V8 360 CID		1964-1966	BUICK ELECTRA	7.0L V8 6966cc 425 CID
	1981	GMC G1500	5.0L V8 305 CID		1964-1966	BUICK WILDCAT	7.0L V8 6966cc 425 CID
	1981	GMC G2500	5.0L V8 305 CID		1964-1966	PONTIAC GTO	6.4L V8 6376cc 389 CID
	1981	OLDSMOBILE 98	4.1L V6 252 CID		1964-1967	CADILLAC DEVILLE	7.0L V8 7031cc 429 CID
	1981	OLDSMOBILE TORONADO	4.1L V6 252 CID		1964-1967	CADILLAC ELDORADO	7.0L V8 7031cc 429 CID
1981	PLYMOUTH PB150	5.2L V8 5211cc 318 CID	1965	OLDSMOBILE JETSTAR I	7.0L V8 6966cc 425 CID		
1981	PLYMOUTH PB250	5.2L V8 5211cc 318 CID	1965-1966	BUICK GRAN SPORT	6.6L V8 401 CID		
1981	PLYMOUTH PB250	5.9L V8 360 CID	1965-1966	BUICK RIVIERA	7.0L V8 425 CID		
1981	PLYMOUTH PB350	5.2L V8 5211cc 318 CID	1965-1966	BUICK SKYLARK	6.6L V8 401 CID		
1981	PLYMOUTH PB350	5.9L V8 360 CID	1965-1966	BUICK WILDCAT	6.6L V8 401 CID		
1981-1982	CHRYSLER IMPERIAL	5.2L V8 318 CID	1965-1966	BUICK WILDCAT	7.0L V8 425 CID		
1981-1982	DODGE W250	5.9L V8 360 CID	1965-1966	OLDSMOBILE DYNAMIC	7.0L V8 6966cc 425 CID		
1981-1983	CHRYSLER CORDOBA	5.2L V8 318 CID	1965-1966	OLDSMOBILE STARFIRE	7.0L V8 6966cc 425 CID		
1981-1983	DODGE D350	5.2L V8 5211cc 318 CID	1965-1967	CADILLAC CALAIS	7.0L V8 7031cc 429 CID		
1981-1983	PLYMOUTH PB150	3.7L L6 3687cc 225 CID	1965-1967	OLDSMOBILE 98	7.0L V8 6966cc 425 CID		
1981-1983	PLYMOUTH PB250	3.7L L6 3687cc 225 CID	1965-1967	OLDSMOBILE DELTA 88	7.0L V8 6966cc 425 CID		
1981-1987	DODGE B150	3.7L L6 3687cc 225 CID	1966-1967	OLDSMOBILE TORONADO	7.0L V8 425 CID		
1981-1987	DODGE B250	3.7L L6 3687cc 225 CID	1966-1967	OLDSMOBILE TORONADO	7.0L V8 6966cc 425 CID		
1981-1987	DODGE D250	3.7L L6 3687cc 225 CID	1967	BUICK GRAN SPORT	6.6L V8 6555cc 400 CID		
1981-1991	DODGE B150	5.2L V8 5211cc 318 CID	1967	OLDSMOBILE DELMONT 88	7.0L V8 6966cc 425 CID		
1981-1991	DODGE D250	5.2L V8 5211cc 318 CID	1967	OLDSMOBILE DELTA 88	7.0L V8 425 CID		
1981-1991	DODGE D350	5.9L V8 360 CID	1967-1969	BUICK ELECTRA	7.0L V8 7047cc 430 CID		
1981-1991	DODGE W250	5.2L V8 5211cc 318 CID	1967-1969	BUICK RIVIERA	7.0L V8 7047cc 430 CID		
1982	CADILLAC DEVILLE	4.1L V6 252 CID	1967-1969	BUICK WILDCAT	7.0L V8 430 CID		
1982	CHRYSLER NEW YORKER	3.7L L6 3687cc 225 CID	1967-1969	BUICK WILDCAT	7.0L V8 7047cc 430 CID		
1982	DODGE D250	5.9L V8 360 CID	1967-1969	PONTIAC BONNEVILLE	7.0L V8 7014cc 428 CID		
1982-1983	DODGE W350	5.2L V8 5211cc 318 CID	1967-1969	PONTIAC CATALINA	7.0L V8 7014cc 428 CID		
1982-1984	CHEVROLET CAPRICE	3.8L V6 3800cc 231 CID	1967-1969	PONTIAC EXECUTIVE	7.0L V8 7014cc 428 CID		
1982-1984	CHEVROLET P20	4.8L L6 292 CID	1967-1969	PONTIAC FIREBIRD	6.6L V8 400 CID		
1982-1984	CHEVROLET P30	4.8L L6 292 CID	1967-1969	PONTIAC GRAND PRIX	7.0L V8 7014cc 428 CID		
1982-1984	GMC P2500	4.8L L6 292 CID	1967-1973	PONTIAC GTO	6.6L V8 6555cc 400 CID		
1982-1984	GMC P3500	4.8L L6 292 CID	1967-1974	PONTIAC BONNEVILLE	6.6L V8 6555cc 400 CID		
1982-1985	CADILLAC FLEETWOOD	5.7L V8 350 CID	1967-1974	PONTIAC CATALINA	6.6L V8 6555cc 400 CID		
1982-1991	DODGE B250	5.2L V8 5211cc 318 CID	1967-1974	PONTIAC FIREBIRD	6.6L V8 6555cc 400 CID		
1982-1991	DODGE W350	5.9L V8 360 CID	1967-1974	PONTIAC GRAND PRIX	6.6L V8 6555cc 400 CID		
1983	CHRYSLER FIFTH AVENUE	3.7L L6 3687cc 225 CID	1968	GMC C15/C1500 PICKUP	5.7L V6 5753cc 351 CID		
1983	PLYMOUTH PB150	5.2L V8 5211cc 318 CID	1968	GMC C15/C1500 SUBURBAN	5.7L V6 5753cc 351 CID		
1983-1984	CADILLAC DEVILLE	5.7L V8 350 CID	1968	GMC C25/C2500 PICKUP	5.7L V6 5753cc 351 CID		
1983-1989	CHRYSLER FIFTH AVENUE	5.2L V8 318 CID	1968	GMC C25/C2500 SUBURBAN	5.7L V6 5753cc 351 CID		
1984	DODGE B350	5.2L V8 5211cc 318 CID	1968	GMC C35/C3500 PICKUP	5.7L V6 5753cc 351 CID		
1984	DODGE B350	5.9L V8 360 CID	1968	GMC K15/K1500 PICKUP	5.7L V6 5753cc 351 CID		
1984	GMC C2500 SUBURBAN	4.8L L6 292 CID	1968	GMC K15/K1500 SUBURBAN	5.0L V8 307 CID		
1984	GMC K2500 SUBURBAN	4.8L L6 292 CID	1968	GMC K15/K1500 SUBURBAN	5.7L V6 5753cc 351 CID		
1984-1991	DODGE D150	5.9L V8 360 CID	1968	GMC K15/K1500 SUBURBAN	6.5L V8 396 CID		



FAN CLUTCH BUYERS GUIDE



USMWW	Years	Application	Engine	USMWW	Years	Application	Engine
22045	1968	GMC K25/K2500 PICKUP	5.7L V6 5753cc 351 CID	22045	1968-1973	GMC C15/C1500 SUBURBAN	5.0L V8 5031cc 307 CID
	1968	GMC K25/K2500 SUBURBAN	5.7L V6 5753cc 351 CID		1968-1973	GMC C25/C2500 PICKUP	5.0L V8 307 CID
	1968	GMC K25/K2500 SUBURBAN	6.5L V8 396 CID		1968-1973	GMC C25/C2500 PICKUP	5.0L V8 5031cc 307 CID
	1968	OLDSMOBILE CUTLASS	6.6L V8 400 CID		1968-1973	GMC C25/C2500 SUBURBAN	5.0L V8 307 CID
	1968	OLDSMOBILE CUTLASS	6.6L V8 6555cc 400 CID		1968-1973	GMC C25/C2500 SUBURBAN	5.0L V8 5031cc 307 CID
	1968	OLDSMOBILE DELMONT 88	7.5L V8 455 CID		1968-1973	GMC C35/C3500 PICKUP	5.0L V8 307 CID
	1968	OLDSMOBILE DELMONT 88	7.5L V8 7456cc 455 CID		1968-1973	GMC C35/C3500 PICKUP	5.0L V8 5031cc 307 CID
	1968-1969	BUICK GS 400	6.6L V8 400 CID		1968-1973	GMC K15/K1500 PICKUP	5.0L V8 5031cc 307 CID
	1968-1969	BUICK GS 400	6.6L V8 6555cc 400 CID		1968-1973	GMC K15/K1500 SUBURBAN	5.0L V8 5031cc 307 CID
	1968-1969	BUICK RIVIERA	7.0L V8 430 CID		1968-1973	GMC K25/K2500 PICKUP	5.0L V8 5031cc 307 CID
	1968-1969	CHEVROLET C20 PICKUP	6.5L V8 396 CID		1968-1973	GMC K25/K2500 SUBURBAN	5.0L V8 307 CID
	1968-1969	CHEVROLET C20 PICKUP	6.5L V8 6489cc 396 CID		1968-1973	GMC K25/K2500 SUBURBAN	5.0L V8 5031cc 307 CID
	1968-1969	CHEVROLET C20 SUBURBAN	6.5L V8 396 CID		1968-1974	CADILLAC CALAIS	7.7L V8 472 CID
	1968-1969	CHEVROLET C20 SUBURBAN	6.5L V8 6489cc 396 CID		1968-1974	CADILLAC CALAIS	7.7L V8 7735cc 472 CID
	1968-1969	CHEVROLET C30 PICKUP	6.5L V8 396 CID		1968-1974	CADILLAC DEVILLE	7.7L V8 472 CID
	1968-1969	CHEVROLET C30 PICKUP	6.5L V8 6489cc 396 CID		1968-1974	CADILLAC DEVILLE	7.7L V8 7735cc 472 CID
	1968-1969	CHEVROLET C30 SUBURBAN	6.5L V8 396 CID		1968-1974	CADILLAC FLEETWOOD	7.7L V8 472 CID
	1968-1969	CHEVROLET C30 PICKUP	6.5L V8 6489cc 396 CID		1968-1974	CADILLAC FLEETWOOD	7.7L V8 7735cc 472 CID
	1968-1969	CHEVROLET K10 PICKUP	6.5L V8 396 CID		1968-1974	CHEVROLET C30 PICKUP	4.1L L6 250 CID
	1968-1969	CHEVROLET K10 PICKUP	6.5L V8 6489cc 396 CID		1968-1974	CHEVROLET C30 PICKUP	4.1L L6 4097cc 250 CID
	1968-1969	CHEVROLET K10 SUBURBAN	6.5L V8 396 CID		1968-1974	CHEVROLET C30 PICKUP	4.8L L6 292 CID
	1968-1969	CHEVROLET K10 SUBURBAN	6.5L V8 6489cc 396 CID		1968-1974	CHEVROLET C30 PICKUP	4.8L L6 4801cc 292 CID
	1968-1969	CHEVROLET K10 SUBURBAN	6.5L V8 396 CID		1968-1974	CHEVROLET P20 VAN	4.8L L6 292 CID
	1968-1969	CHEVROLET K10 SUBURBAN	6.5L V8 6489cc 396 CID		1968-1974	GMC C25/C2500 PICKUP	4.1L L6 250 CID
	1968-1969	CHEVROLET K20 PICKUP	6.5L V8 396 CID		1968-1974	GMC C25/C2500 PICKUP	4.1L L6 4097cc 250 CID
	1968-1969	CHEVROLET K20 PICKUP	6.5L V8 6489cc 396 CID		1968-1974	GMC C25/C2500 PICKUP	4.8L L6 292 CID
	1968-1969	CHEVROLET K20 SUBURBAN	6.5L V8 396 CID		1968-1974	GMC C25/C2500 SUBURBAN	4.8L L6 4801cc 292 CID
	1968-1969	CHEVROLET K20 SUBURBAN	6.5L V8 6489cc 396 CID		1968-1974	GMC C25/C2500 SUBURBAN	4.1L L6 250 CID
	1968-1969	CHEVROLET P20 VAN	5.0L V8 307 CID		1968-1974	GMC C25/C2500 SUBURBAN	4.1L L6 4097cc 250 CID
	1968-1969	CHEVROLET P30 VAN	5.0L V6 305 CID		1968-1974	GMC C25/C2500 SUBURBAN	4.8L L6 292 CID
	1968-1969	GMC C15/C1500 PICKUP	5.0L V6 5012cc 305 CID		1968-1974	GMC C25/C2500 SUBURBAN	4.8L L6 4801cc 292 CID
	1968-1969	GMC C15/C1500 PICKUP	6.5L V8 396 CID		1968-1974	GMC C25/C2500 SUBURBAN	4.1L L6 250 CID
	1968-1969	GMC C15/C1500 PICKUP	6.5L V8 6489cc 396 CID		1968-1974	GMC C25/C2500 SUBURBAN	4.1L L6 4097cc 250 CID
	1968-1969	GMC C15/C1500 SUBURBAN	5.0L V6 5012cc 305 CID		1968-1974	GMC C25/C2500 SUBURBAN	4.8L L6 292 CID
	1968-1969	GMC C15/C1500 SUBURBAN	6.5L V8 396 CID		1968-1974	GMC C25/C2500 SUBURBAN	4.8L L6 4801cc 292 CID
	1968-1969	GMC C15/C1500 SUBURBAN	6.5L V8 6489cc 396 CID		1968-1974	GMC C35/C3500 PICKUP	4.1L L6 250 CID
	1968-1969	GMC C25/C2500 PICKUP	5.0L V6 305 CID		1968-1974	GMC C35/C3500 PICKUP	4.1L L6 4097cc 250 CID
	1968-1969	GMC C25/C2500 PICKUP	5.0L V6 5012cc 305 CID		1968-1974	GMC C35/C3500 PICKUP	4.8L L6 292 CID
	1968-1969	GMC C25/C2500 PICKUP	6.5L V8 396 CID		1968-1974	GMC C35/C3500 PICKUP	4.8L L6 4801cc 292 CID
	1968-1969	GMC C25/C2500 SUBURBAN	6.5L V8 6489cc 396 CID		1968-1974	OLDSMOBILE 98	7.5L V8 7456cc 455 CID
	1968-1969	GMC C25/C2500 SUBURBAN	5.0L V6 5012cc 305 CID		1968-1974	OLDSMOBILE CUTLASS	5.7L V8 5733cc 350 CID
	1968-1969	GMC C25/C2500 SUBURBAN	6.5L V8 396 CID		1968-1974	OLDSMOBILE CUTLASS	5.7L V8 5737cc 350 CID
	1968-1969	GMC C25/C2500 SUBURBAN	6.5L V8 6489cc 396 CID		1968-1974	OLDSMOBILE DELTA 88	7.5L V8 7456cc 455 CID
	1968-1969	GMC C35/C3500 PICKUP	5.0L V6 305 CID		1968-1974	OLDSMOBILE TORONADO	7.5L V8 7456cc 455 CID
	1968-1969	GMC C35/C3500 PICKUP	5.0L V6 5012cc 305 CID		1968-1974	OLDSMOBILE VISTA CRUISER	5.7L V8 5733cc 350 CID
	1968-1969	GMC C35/C3500 PICKUP	6.5L V8 396 CID		1968-1974	OLDSMOBILE VISTA CRUISER	5.7L V8 5737cc 350 CID
	1968-1969	GMC C35/C3500 PICKUP	6.5L V8 6489cc 396 CID		1968-1974	PONTIAC FIREBIRD	5.7L V8 5733cc 350 CID
	1968-1969	GMC K15/K1500 PICKUP	5.0L V6 305 CID		1968-1974	PONTIAC LEMANS	4.1L L6 4097cc 250 CID
	1968-1969	GMC K15/K1500 PICKUP	5.0L V6 5012cc 305 CID		1968-1974	PONTIAC LEMANS	4.1L L6 4098cc 250 CID
	1968-1969	GMC K15/K1500 PICKUP	6.5L V8 396 CID		1968-1974	PONTIAC LEMANS	5.7L V8 5733cc 350 CID
	1968-1969	GMC K15/K1500 PICKUP	6.5L V8 6489cc 396 CID		1968-1975	OLDSMOBILE VISTA CRUISER	5.7L V8 350 CID
	1968-1969	GMC K15/K1500 SUBURBAN	5.0L V6 5012cc 305 CID		1968-1976	OLDSMOBILE 98	7.5L V8 455 CID
	1968-1969	GMC K15/K1500 SUBURBAN	6.5L V8 396 CID		1968-1976	OLDSMOBILE DELTA 88	7.5L V8 455 CID
	1968-1969	GMC K15/K1500 SUBURBAN	6.5L V8 6489cc 396 CID		1968-1976	OLDSMOBILE TORONADO	7.5L V8 455 CID
	1968-1969	GMC K25/K2500 PICKUP	5.0L V6 305 CID		1968-1976	PONTIAC LEMANS	4.1L L6 250 CID
	1968-1969	GMC K25/K2500 PICKUP	5.0L V6 5012cc 305 CID		1968-1981	OLDSMOBILE CUTLASS	5.7L V8 350 CID
	1968-1969	GMC K25/K2500 PICKUP	6.5L V8 396 CID		1969	CHEVROLET BEL AIR	6.5L V8 396 CID
	1968-1969	GMC K25/K2500 PICKUP	6.5L V8 6489cc 396 CID		1969	CHEVROLET BEL AIR	6.5L V8 6489cc 396 CID
	1968-1969	GMC K25/K2500 SUBURBAN	5.0L V6 5012cc 305 CID		1969	CHEVROLET BEL AIR	7.0L V8 427 CID
	1968-1969	GMC K25/K2500 SUBURBAN	6.5L V8 396 CID		1969	CHEVROLET BEL AIR	7.0L V8 6998cc 427 CID
	1968-1969	OLDSMOBILE VISTA CRUISER	6.6L V8 400 CID		1969	CHEVROLET IMPALA	6.5L V8 396 CID
	1968-1969	OLDSMOBILE VISTA CRUISER	6.6L V8 6555cc 400 CID		1969	CHEVROLET IMPALA	6.5L V8 6489cc 396 CID
	1968-1969	PONTIAC BONNEVILLE	7.0L V8 428 CID		1969	CHEVROLET IMPALA	7.0L V8 427 CID
	1968-1969	PONTIAC CATALINA	7.0L V8 428 CID		1969	CHEVROLET IMPALA	7.0L V8 6998cc 427 CID
	1968-1969	PONTIAC FIREBIRD	5.7L V8 350 CID		1969	GMC C25/C2500 SUBURBAN	5.0L V6 305 CID
	1968-1969	PONTIAC GRAND PRIX	7.0L V8 428 CID		1969	GMC K15/K1500 SUBURBAN	5.0L V6 305 CID
	1968-1970	PONTIAC TEMPEST	5.7L V8 5733cc 350 CID		1969	GMC K25/K2500 SUBURBAN	5.0L V6 305 CID
	1968-1970	PONTIAC TEMPEST	6.6L V8 6555cc 400 CID		1969-1972	GMC C25/C2500 SUBURBAN	5.7L V8 350 CID
	1968-1971	GMC K15/K1500 PICKUP	5.0L V8 307 CID		1969-1973	CHEVROLET BLAZER	5.0L V8 307 CID
	1968-1971	OLDSMOBILE 442	7.5L V8 455 CID		1969-1974	CHEVROLET BLAZER	5.0L V8 5031cc 307 CID
	1968-1971	OLDSMOBILE 442	7.5L V8 7456cc 455 CID		1969-1974	CHEVROLET BLAZER	5.7L V8 350 CID
	1968-1971	PONTIAC LEMANS	6.6L V8 6555cc 400 CID		1969-1974	CHEVROLET BLAZER	5.7L V8 5736cc 350 CID
	1968-1972	GMC K25/K2500 PICKUP	5.0L V8 307 CID		1969-1974	CHEVROLET C10 PICKUP	5.7L V8 350 CID
	1968-1973	CHEVROLET C10 PICKUP	5.0L V8 307 CID		1969-1974	CHEVROLET C10 PICKUP	5.7L V8 5736cc 350 CID
	1968-1973	CHEVROLET C10 SUBURBAN	5.0L V8 307 CID		1969-1974	CHEVROLET C10 SUBURBAN	5.7L V8 5736cc 350 CID
	1968-1973	CHEVROLET C10 SUBURBAN	5.0L V8 5031cc 307 CID		1969-1974	CHEVROLET C20 PICKUP	5.7L V8 350 CID
	1968-1973	CHEVROLET C20 PICKUP	5.0L V8 307 CID		1969-1974	CHEVROLET C20 PICKUP	5.7L V8 5736cc 350 CID
	1968-1973	CHEVROLET C20 PICKUP	5.0L V8 5031cc 307 CID		1969-1974	CHEVROLET C20 SUBURBAN	5.7L V8 5736cc 350 CID
	1968-1973	CHEVROLET C20 SUBURBAN	5.0L V8 307 CID		1969-1974	CHEVROLET C30 PICKUP	5.7L V8 350 CID
	1968-1973	CHEVROLET C20 SUBURBAN	5.0L V8 5031cc 307 CID		1969-1974	CHEVROLET C30 PICKUP	5.7L V8 5736cc 350 CID
	1968-1973	CHEVROLET C30 PICKUP	5.0L V8 307 CID		1969-1974	CHEVROLET IMPALA	5.7L V8 5736cc 350 CID
	1968-1973	CHEVROLET C30 PICKUP	5.0L V8 5031cc 307 CID		1969-1974	CHEVROLET K10 PICKUP	5.7L V8 350 CID
	1968-1973	CHEVROLET K10 PICKUP	5.0L V8 307 CID		1969-1974	CHEVROLET K10 PICKUP	5.7L V8 5736cc 350 CID
	1968-1973	CHEVROLET K10 PICKUP	5.0L V8 5031cc 307 CID		1969-1974	CHEVROLET K10 SUBURBAN	5.7L V8 5736cc 350 CID
	1968-1973	CHEVROLET K10 SUBURBAN	5.0L V8 307 CID		1969-1974	CHEVROLET K20 PICKUP	5.7L V8 350 CID
	1968-1973	CHEVROLET K10 SUBURBAN	5.0L V8 5031cc 307 CID		1969-1974	CHEVROLET K20 PICKUP	5.7L V8 5736cc 350 CID
	1968-1973	CHEVROLET K20 PICKUP	5.0L V8 307 CID		1969-1974	CHEVROLET K20 SUBURBAN	5.7L V8 5736cc 350 CID
	1968-1973	CHEVROLET K20 PICKUP	5.0L V8 5031cc 307 CID		1969-1974	GMC C15/C1500 PICKUP	5.7L V8 350 CID
	1968-1973	CHEVROLET K20 SUBURBAN	5.0L V8 307 CID		1969-1974	GMC C15/C1500 PICKUP	5.7L V8 5736cc 350 CID
	1968-1973	CHEVROLET K20 SUBURBAN	5.0L V8 5031cc 307 CID		1969-1974	GMC C15/C1500 SUBURBAN	5.7L V8 350 CID
	1968-1973	GMC C15/C1500 PICKUP	5.0L V8 307 CID		1969-1974	GMC C15/C1500 SUBURBAN	5.7L V8 5736cc 350 CID
	1968-1973	GMC C15/C1500 PICKUP	5.0L V8 5031cc 307 CID		1969-1974	GMC C25/C2500 PICKUP	5.7L V8 350 CID
	1968-1973	GMC C15/C1500 SUBURBAN	5.0L V8 307 CID		1969-1974	GMC C25/C2500 PICKUP	5.7L V8 5736cc 350 CID

USMW	Years	Application	Engine	USMW	Years	Application	Engine
22045	1969-1974	GMC C25/C2500 SUBURBAN	5.7L V8 5736cc 350 CID	22045	1970-1973	GMC K15/K1500 SUBURBAN	5.0L V8 307 CID
	1969-1974	GMC C35/C3500 PICKUP	5.7L V8 350 CID		1970-1973	PONTIAC GTO	7.5L V8 455 CID
	1969-1974	GMC C35/C3500 PICKUP	5.7L V8 5736cc 350 CID		1970-1973	PONTIAC GTO	7.5L V8 7456cc 455 CID
	1969-1974	GMC K15/K1500 PICKUP	5.7L V8 350 CID		1970-1974	CADILLAC ELDORADO	8.2L V8 8193cc 500 CID
	1969-1974	GMC K15/K1500 PICKUP	5.7L V8 5736cc 350 CID		1970-1974	CHEVROLET BEL AIR	7.4L V8 7439cc 454 CID
	1969-1974	GMC K15/K1500 SUBURBAN	5.7L V8 350 CID		1970-1974	CHEVROLET BEL AIR	7.4L V8 7441cc 454 CID
	1969-1974	GMC K15/K1500 SUBURBAN	5.7L V8 5736cc 350 CID		1970-1974	CHEVROLET IMPALA	6.6L V8 6555cc 400 CID
	1969-1974	GMC K25/K2500 PICKUP	5.7L V8 350 CID		1970-1974	CHEVROLET IMPALA	6.6L V8 6556cc 400 CID
	1969-1974	GMC K25/K2500 PICKUP	5.7L V8 5736cc 350 CID		1970-1974	CHEVROLET IMPALA	7.4L V8 7439cc 454 CID
	1969-1974	GMC K25/K2500 SUBURBAN	5.7L V8 350 CID		1970-1974	CHEVROLET IMPALA	7.4L V8 7441cc 454 CID
	1969-1974	GMC K25/K2500 SUBURBAN	5.7L V8 5736cc 350 CID		1970-1974	CHEVROLET MONTE CARLO	6.6L V8 6555cc 400 CID
	1969-1974	GMC K25/K2500 SUBURBAN	5.7L V8 5733cc 350 CID		1970-1974	CHEVROLET MONTE CARLO	6.6L V8 6556cc 400 CID
	1969-1974	OLDSMOBILE DELTA 88	5.7L V8 5737cc 350 CID		1970-1974	CHEVROLET MONTE CARLO	7.4L V8 7439cc 454 CID
	1969-1974	OLDSMOBILE DELTA 88	5.7L V8 5737cc 350 CID		1970-1974	CHEVROLET P20 VAN	5.7L V8 350 CID
	1969-1974	PLYMOUTH FURY	7.2L V8 7211cc 440 CID		1970-1974	CHEVROLET P20 VAN	5.7L V8 350 CID
	1969-1975	PLYMOUTH FURY	7.2L V8 440 CID		1970-1974	CHEVROLET P30 VAN	5.7L V8 350 CID
	1969-1976	CHEVROLET IMPALA	5.7L V8 350 CID		1970-1974	GMC JIMMY	5.7L V8 5736cc 350 CID
	1969-1984	CHEVROLET C10 SUBURBAN	5.7L V8 350 CID		1970-1974	GMC P25/P2500 VAN	5.7L V8 350 CID
	1969-1984	CHEVROLET K10 SUBURBAN	5.7L V8 350 CID		1970-1974	GMC P35/P3500 VAN	5.7L V8 350 CID
	1969-1985	OLDSMOBILE DELTA 88	5.7L V8 350 CID		1970-1974	OLDSMOBILE CUTLASS	7.5L V8 7456cc 455 CID
	1969-1986	CHEVROLET K20 SUBURBAN	5.7L V8 350 CID		1970-1974	OLDSMOBILE VISTA CRUISER	7.5L V8 7456cc 455 CID
	1969-1986	CHEVROLET C20 SUBURBAN	5.7L V8 350 CID		1970-1974	PLYMOUTH FURY	7.2L V8 7212cc 440 CID
	1970	BUICK WILDCAT	7.5L V8 455 CID		1970-1974	PONTIAC BONNEVILLE	7.5L V8 7456cc 455 CID
	1970	BUICK WILDCAT	7.5L V8 7456cc 455 CID		1970-1974	PONTIAC CATALINA	5.7L V8 5733cc 350 CID
	1970	GMC K35/K3500 PICKUP	5.0L V8 307 CID		1970-1974	PONTIAC CATALINA	7.5L V8 7456cc 455 CID
	1970	GMC K35/K3500 PICKUP	5.0L V8 5031cc 307 CID		1970-1974	PONTIAC GRAND PRIX	7.5L V8 7456cc 455 CID
	1970	GMC K35/K3500 PICKUP	5.7L V8 350 CID		1970-1974	PONTIAC LEMANS	7.5L V8 455 CID
	1970	GMC K35/K3500 PICKUP	5.7L V8 5736cc 350 CID		1970-1974	PONTIAC LEMANS	7.5L V8 7456cc 455 CID
	1970	GMC K35/K3500 PICKUP	6.6L V8 402 CID		1970-1974	PONTIAC PARISISSENE	7.5L V8 7456cc 455 CID
	1970	GMC K35/K3500 PICKUP	6.6L V8 6588cc 402 CID		1970-1975	CHEVROLET BEL AIR	7.4L V8 454 CID
	1970	OLDSMOBILE F85	7.5L V8 455 CID		1970-1975	CHEVROLET MONTE CARLO	6.6L V8 400 CID
	1970	OLDSMOBILE F85	7.5L V8 7456cc 455 CID		1970-1975	CHEVROLET MONTE CARLO	7.4L V8 454 CID
	1970	PONTIAC EXECUTIVE	7.5L V8 7456cc 455 CID		1970-1975	OLDSMOBILE VISTA CRUISER	7.5L V8 455 CID
	1970	PONTIAC GTO	6.6L V8 400 CID		1970-1976	CADILLAC ELDORADO	8.2L V8 500 CID
	1970-1971	CHEVROLET BEL AIR	6.6L V8 400 CID		1970-1976	CHEVROLET IMPALA	6.6L V8 400 CID
	1970-1971	CHEVROLET BEL AIR	6.6L V8 6555cc 400 CID		1970-1976	CHEVROLET IMPALA	7.4L V8 454 CID
	1970-1971	CHEVROLET BEL AIR	6.6L V8 6556cc 400 CID		1970-1976	OLDSMOBILE CUTLASS	7.5L V8 455 CID
	1970-1971	CHEVROLET BEL AIR	6.6L V8 6588cc 402 CID		1970-1976	PONTIAC BONNEVILLE	7.5L V8 455 CID
	1970-1971	CHEVROLET P20 VAN	7.4L V8 454 CID		1970-1976	PONTIAC CATALINA	7.5L V8 455 CID
	1970-1971	CHEVROLET P20 VAN	7.4L V8 7441cc 454 CID		1970-1976	PONTIAC CATALINA	7.5L V8 455 CID
	1970-1971	CHEVROLET P30 VAN	7.4L V8 454 CID		1970-1976	PONTIAC GRAND PRIX	7.5L V8 455 CID
	1970-1971	CHEVROLET P30 VAN	7.4L V8 454 CID		1970-1989	GMC JIMMY	5.7L V8 350 CID
	1970-1971	CHEVROLET P30 VAN	7.4L V8 7441cc 454 CID		1971	CHEVROLET BEL AIR	6.6L V8 402 CID
	1970-1971	GMC P25/P2500 VAN	7.4L V8 454 CID		1971	PONTIAC BONNEVILLE	5.7L V8 5733cc 350 CID
	1970-1971	GMC P25/P2500 VAN	7.4L V8 7441cc 454 CID		1971-1972	CHEVROLET BISCAYNE	6.6L V8 402 CID
	1970-1971	GMC P35/P3500 VAN	7.4L V8 454 CID		1971-1972	CHEVROLET IMPALA	6.6L V8 402 CID
	1970-1971	GMC P35/P3500 VAN	7.4L V8 7441cc 454 CID		1971-1972	GMC SPRINT	6.6L V8 402 CID
	1970-1972	BUICK GS 455	7.5L V8 455 CID		1971-1972	GMC SPRINT	6.6L V8 6555cc 400 CID
	1970-1972	BUICK GS 455	7.5L V8 7456cc 455 CID		1971-1972	GMC SPRINT	6.6L V8 6588cc 402 CID
	1970-1972	CHEVROLET BISCAYNE	6.6L V8 400 CID		1971-1973	BUICK CENTURION	7.5L V8 455 CID
	1970-1972	CHEVROLET BISCAYNE	6.6L V8 6555cc 400 CID		1971-1973	BUICK CENTURION	7.5L V8 7456cc 455 CID
	1970-1972	CHEVROLET BISCAYNE	6.6L V8 6556cc 400 CID		1971-1973	PONTIAC VENTURA	5.0L V8 5031cc 307 CID
	1970-1972	CHEVROLET BISCAYNE	6.6L V8 6588cc 402 CID		1971-1974	GMC SPRINT	7.4L V8 7439cc 454 CID
	1970-1972	CHEVROLET BISCAYNE	7.4L V8 454 CID		1971-1974	GMC SPRINT	7.4L V8 7441cc 454 CID
	1970-1972	CHEVROLET BISCAYNE	7.4L V8 7439cc 454 CID		1971-1974	OLDSMOBILE CUSTOM CRUISER	7.5L V8 7456cc 455 CID
	1970-1972	CHEVROLET BISCAYNE	7.4L V8 7441cc 454 CID		1971-1974	PONTIAC GRAND SAFARI	7.5L V8 7456cc 455 CID
	1970-1972	CHEVROLET C10 PICKUP	6.6L V8 402 CID		1971-1974	PONTIAC LAURENTIAN	7.5L V8 7456cc 455 CID
	1970-1972	CHEVROLET C10 PICKUP	6.6L V8 6588cc 402 CID		1971-1974	PONTIAC VENTURA	5.7L V8 5733cc 350 CID
1970-1972	CHEVROLET C10 SUBURBAN	6.6L V8 402 CID	1971-1975	GMC SPRINT	7.4L V8 454 CID		
1970-1972	CHEVROLET C10 SUBURBAN	6.6L V8 6588cc 402 CID	1971-1976	OLDSMOBILE CUSTOM CRUISER	7.5L V8 455 CID		
1970-1972	CHEVROLET C20 PICKUP	6.6L V8 402 CID	1971-1976	PONTIAC GRAND SAFARI	7.5L V8 455 CID		
1970-1972	CHEVROLET C20 PICKUP	6.6L V8 6588cc 402 CID	1972	OLDSMOBILE F85	7.5L V8 455 CID		
1970-1972	CHEVROLET C20 SUBURBAN	6.6L V8 402 CID	1972	OLDSMOBILE F85	7.5L V8 7456cc 455 CID		
1970-1972	CHEVROLET C20 SUBURBAN	6.6L V8 6588cc 402 CID	1972	PLYMOUTH GRAN FURY	7.2L V8 440 CID		
1970-1972	CHEVROLET C30 PICKUP	6.6L V8 402 CID	1972	PLYMOUTH GRAN FURY	7.2L V8 7211cc 440 CID		
1970-1972	CHEVROLET C30 PICKUP	6.6L V8 6588cc 402 CID	1972	PLYMOUTH GRAN FURY	7.2L V8 7212cc 440 CID		
1970-1972	CHEVROLET IMPALA	6.6L V8 6588cc 402 CID	1972	PONTIAC LEMANS	6.6L V8 400 CID		
1970-1972	CHEVROLET K10 PICKUP	6.6L V8 6588cc 402 CID	1972-1973	JEEP J-100	5.9L V8 360 CID		
1970-1972	CHEVROLET K10 SUBURBAN	6.6L V8 402 CID	1972-1973	PONTIAC CATALINA	5.7L V8 5737cc 350 CID		
1970-1972	CHEVROLET K10 SUBURBAN	6.6L V8 6588cc 402 CID	1972-1973	PONTIAC LEMANS	7.5L V8 7457cc 455 CID		
1970-1972	CHEVROLET K20 PICKUP	6.6L V8 6588cc 402 CID	1972-1974	CADILLAC ELDORADO	8.2L V8 8195cc 500 CID		
1970-1972	CHEVROLET K20 SUBURBAN	6.6L V8 6588cc 402 CID	1972-1974	CHEVROLET C30 PICKUP	4.1L L6 4098cc 250 CID		
1970-1972	CHEVROLET MONTE CARLO	6.6L V8 402 CID	1972-1974	GMC C25/C2500 PICKUP	4.1L L6 4098cc 250 CID		
1970-1972	CHEVROLET MONTE CARLO	6.6L V8 6588cc 402 CID	1972-1974	GMC C25/C2500 SUBURBAN	4.1L L6 4098cc 250 CID		
1970-1972	GMC C15/C1500 PICKUP	6.6L V8 402 CID	1972-1974	GMC C35/C3500 PICKUP	4.1L L6 4098cc 250 CID		
1970-1972	GMC C15/C1500 PICKUP	6.6L V8 6588cc 402 CID	1972-1974	OLDSMOBILE CUSTOM CRUISER	7.5L V8 7457cc 455 CID		
1970-1972	GMC C15/C1500 SUBURBAN	6.6L V8 402 CID	1972-1974	OLDSMOBILE DELTA 88	7.5L V8 7457cc 455 CID		
1970-1972	GMC C15/C1500 SUBURBAN	6.6L V8 6588cc 402 CID	1972-1974	PONTIAC BONNEVILLE	6.6L V8 6556cc 400 CID		
1970-1972	GMC C25/C2500 PICKUP	6.6L V8 402 CID	1972-1974	PONTIAC CATALINA	6.6L V8 6556cc 400 CID		
1970-1972	GMC C25/C2500 PICKUP	6.6L V8 6588cc 402 CID	1972-1974	PONTIAC CATALINA	7.5L V8 7457cc 455 CID		
1970-1972	GMC C25/C2500 SUBURBAN	6.6L V8 402 CID	1972-1974	PONTIAC FIREBIRD	5.7L V8 5737cc 350 CID		
1970-1972	GMC C25/C2500 SUBURBAN	6.6L V8 6588cc 402 CID	1972-1974	PONTIAC GRAND PRIX	6.6L V8 6556cc 400 CID		
1970-1972	GMC C35/C3500 PICKUP	6.6L V8 402 CID	1972-1974	PONTIAC GRAND SAFARI	7.5L V8 7457cc 455 CID		
1970-1972	GMC C35/C3500 PICKUP	6.6L V8 6588cc 402 CID	1972-1974	PONTIAC LEMANS	5.7L V8 5737cc 350 CID		
1970-1972	GMC JIMMY	5.0L V8 307 CID	1972-1974	PONTIAC VENTURA	5.7L V8 5737cc 350 CID		
1970-1972	GMC K15/K1500 PICKUP	6.6L V8 6588cc 402 CID	1972-1979	PONTIAC LEMANS	5.7L V8 350 CID		
1970-1972	GMC K15/K1500 SUBURBAN	6.6L V8 402 CID	1973	BUICK CENTURION	5.7L V8 350 CID		
1970-1972	GMC K15/K1500 SUBURBAN	6.6L V8 6588cc 402 CID	1973	BUICK CENTURION	5.7L V8 5736cc 350 CID		
1970-1972	GMC K25/K2500 PICKUP	6.6L V8 6588cc 402 CID	1973	CHEVROLET BLAZER	7.4L V8 454 CID		
1970-1972	GMC K25/K2500 SUBURBAN	6.6L V8 6588cc 402 CID	1973	CHEVROLET BLAZER	7.4L V8 7441cc 454 CID		
1970-1973	GMC JIMMY	5.0L V8 5031cc 307 CID	1973	CHEVROLET G10 VAN	5.0L V8 307 CID		

USMW	Years	Application	Engine	USMW	Years	Application	Engine
22045	1975-1979	CHEVROLET C20	5.7L V8 350 CID	22045	1977-1987	GMC JIMMY	5.0L V8 305 CID
	1975-1979	CHEVROLET K5 BLAZER	6.6L V8 400 CID		1978-1979	CHEVROLET C30	5.0L V8 305 CID
	1975-1979	CHEVROLET K10 SUBURBAN	6.6L V8 400 CID		1978-1979	CHEVROLET G30	5.0L V8 305 CID
	1975-1979	GMC JIMMY	6.6L V8 400 CID		1978-1980	PONTIAC GRAND AM	4.9L V8 301 CID
	1975-1979	PONTIAC FIREBIRD	5.7L V8 350 CID		1978-1980	PONTIAC GRAND AM	5.0L V8 305 CID
	1975-1979	PONTIAC FIREBIRD	6.6L V8 400 CID		1978-1980	PONTIAC GRAND PRIX	5.0L V8 305 CID
	1975-1980	CHEVROLET C10	7.4L V8 454 CID		1978-1987	FORD F-150	5.8L V8 351 CID
	1975-1980	CHEVROLET G20	6.6L V8 400 CID		1979	GMC C2500	6.6L V8 400 CID
	1975-1980	CHEVROLET G30	6.6L V8 400 CID		1979	GMC C3500	6.6L V8 400 CID
	1975-1980	CHEVROLET K10	6.6L V8 400 CID		1979	GMC G1500	6.6L V8 400 CID
	1975-1980	CHEVROLET K20	6.6L V8 400 CID		1979	GMC K1500	5.0L V8 305 CID
	1975-1980	CHEVROLET K20 SUBURBAN	6.6L V8 400 CID		1979	GMC K1500 SUBURBAN	5.0L V8 305 CID
	1975-1980	CHEVROLET P10	4.8L L6 292 CID		1979	GMC P1500	7.4L V8 454 CID
	1975-1981	CHEVROLET P30	4.8L L6 292 CID		1979	OLDSMOBILE DELTA 88	4.9L V8 301 CID
	1975-1984	CHEVROLET C10	5.7L V8 350 CID		1979-1980	CHEVROLET K10	7.4L V8 454 CID
	1975-1984	CHEVROLET K10	5.7L V8 350 CID		1979-1980	GMC C1500	6.6L V8 400 CID
	1975-1986	CHEVROLET C20	7.4L V8 454 CID		1979-1980	GMC C1500	7.4L V8 454 CID
	1975-1986	CHEVROLET C30	7.4L V8 454 CID		1979-1980	GMC C1500 SUBURBAN	7.4L V8 454 CID
	1975-1986	CHEVROLET K5 BLAZER	5.7L V8 350 CID		1979-1980	GMC G2500	6.6L V8 400 CID
	1975-1986	CHEVROLET K20	5.7L V8 350 CID		1979-1980	GMC G3500	6.6L V8 400 CID
	1975-1995	CHEVROLET P30	7.4L V8 454 CID		1979-1980	GMC K1500	6.6L V8 400 CID
	1975-1996	CHEVROLET P30	5.7L V8 350 CID		1979-1980	GMC K1500	7.4L V8 454 CID
	1976	CHEVROLET K10	7.4L V8 454 CID		1979-1980	GMC K1500 SUBURBAN	6.6L V8 400 CID
	1976	GMC G35	7.4L V8 454 CID		1979-1980	GMC K2500	6.6L V8 400 CID
	1976	GMC JIMMY	7.4L V8 454 CID		1979-1980	GMC K2500 SUBURBAN	6.6L V8 400 CID
	1976	PONTIAC LAURENTIAN	7.5L V8 455 CID		1979-1980	GMC K3500	6.6L V8 400 CID
	1976	PONTIAC LEMANS	7.5L V8 455 CID		1979-1980	GMC P1500	4.8L L6 292 CID
	1976	PONTIAC PARISIENNE	7.5L V8 455 CID		1979-1981	GMC P2500	4.8L L6 292 CID
	1976-1977	PONTIAC GRAND PRIX	5.7L V8 350 CID		1979-1981	GMC P2500	5.7L V8 350 CID
	1976-1978	CHEVROLET K5 BLAZER	7.4L V8 454 CID		1979-1981	GMC P3500	4.8L L6 292 CID
	1976-1978	CHEVROLET K20	7.4L V8 454 CID		1979-1981	PONTIAC FIREBIRD	4.9L V8 301 CID
	1976-1978	GMC C25	6.6L V8 400 CID		1979-1981	PONTIAC LEMANS	4.9L V8 301 CID
	1976-1978	PLYMOUTH PB200	7.2L V8 440 CID		1979-1984	GMC C1500	5.7L V8 350 CID
	1976-1978	PLYMOUTH PB300	7.2L V8 440 CID		1979-1984	GMC C1500 SUBURBAN	5.7L V8 350 CID
	1976-1978	PONTIAC GRAND SAFARI	6.6L V8 400 CID		1979-1984	GMC K1500	5.7L V8 350 CID
	1976-1979	CHEVROLET C30	6.6L V8 400 CID		1979-1985	OLDSMOBILE TORONADO	5.7L V8 350 CID
	1976-1980	CHEVROLET C10	6.6L V8 400 CID		1979-1986	GMC C1500	5.0L V8 305 CID
	1976-1980	CHEVROLET C20	6.6L V8 400 CID		1979-1986	GMC C1500 SUBURBAN	5.0L V8 305 CID
	1976-1980	CHEVROLET C20 SUBURBAN	6.6L V8 400 CID		1979-1986	GMC C2500	5.0L V8 305 CID
	1976-1981	PONTIAC CATALINA	5.7L V8 350 CID		1979-1986	GMC C2500	5.7L V8 350 CID
	1976-1982	FORD F-150	5.0L V8 302 CID		1979-1986	GMC C2500	7.4L V8 454 CID
	1977	CHEVROLET K30	7.4L V8 454 CID		1979-1986	GMC C2500 SUBURBAN	5.7L V8 350 CID
	1977	CHEVROLET P10	6.6L V8 400 CID		1979-1986	GMC C2500 SUBURBAN	7.4L V8 454 CID
	1977	OLDSMOBILE CUTLASS	6.6L V8 403 CID		1979-1986	GMC C3500	5.7L V8 350 CID
	1977	PONTIAC FIREBIRD	4.9L V8 301 CID		1979-1986	GMC C3500	7.4L V8 454 CID
	1977	PONTIAC GRAND LEMANS	6.6L V8 403 CID		1979-1986	GMC G1500	5.0L V8 305 CID
	1977	PONTIAC GRAND PRIX	6.6L V8 403 CID		1979-1986	GMC G2500	5.7L V8 350 CID
	1977	PONTIAC LEMANS	4.9L V8 301 CID		1979-1986	GMC K1500 SUBURBAN	5.7L V8 350 CID
	1977	PONTIAC LEMANS	6.6L V8 403 CID		1979-1986	GMC K2500	5.7L V8 350 CID
	1977	PONTIAC VENTURA	4.9L V8 301 CID		1979-1986	GMC K2500 SUBURBAN	5.7L V8 350 CID
	1977	PONTIAC VENTURA	5.0L V8 305 CID		1979-1986	GMC K3500	5.7L V8 350 CID
	1977-1978	BUICK LESABRE	6.6L V8 403 CID		1979-1986	GMC K3500	7.4L V8 454 CID
	1977-1978	BUICK RIVIERA	6.6L V8 403 CID		1979-1995	GMC P3500	5.7L V8 350 CID
	1977-1978	CHEVROLET G20	5.0L V8 305 CID		1979-1997	GMC P3500	7.4L V8 454 CID
	1977-1978	CHEVROLET K20	5.0L V8 305 CID		1980	BUICK CENTURY	5.0L V8 305 CID
	1977-1978	CHEVROLET K20 SUBURBAN	5.0L V8 305 CID		1980	BUICK REGAL	5.0L V8 305 CID
	1977-1978	CHEVROLET P10	5.7L V8 350 CID		1980	CHEVROLET G20	5.7L V8 350 CID
	1977-1978	GMC K35	5.7L V8 350 CID		1980	CHEVROLET IMPALA	5.7L V8 350 CID
	1977-1978	GMC K35	6.6L V8 400 CID		1980	CHEVROLET K20	5.0L V8 305 CID
	1977-1978	OLDSMOBILE TORONADO	6.6L V8 403 CID		1980	CHEVROLET K20	7.4L V8 454 CID
	1977-1978	PLYMOUTH FURY	7.2L V8 440 CID		1980	DODGE ASPEN	5.2L V8 318 CID
	1977-1978	PONTIAC GRAND SAFARI	6.6L V8 403 CID		1980	DODGE B100	5.2L V8 5211cc 318 CID
	1977-1979	BUICK ELECTRA	6.6L V8 403 CID		1980	DODGE B200	5.2L V8 5211cc 318 CID
	1977-1979	BUICK ESTATE WAGON	6.6L V8 403 CID		1980	DODGE B200	5.9L V8 360 CID
	1977-1979	CHEVROLET K10	5.0L V8 305 CID		1980	DODGE B300	5.2L V8 5211cc 318 CID
	1977-1979	DODGE CB300	7.2L V8 440 CID		1980	DODGE B300	5.9L V8 360 CID
	1977-1979	OLDSMOBILE 98	6.6L V8 403 CID		1980	DODGE CB300	5.2L V8 5211cc 318 CID
	1977-1979	OLDSMOBILE CUSTOM CRUISER	6.6L V8 403 CID		1980	DODGE CB300	5.9L V8 360 CID
	1977-1979	OLDSMOBILE DELTA 88	6.6L V8 403 CID		1980	DODGE D200	5.2L V8 5211cc 318 CID
	1977-1979	PONTIAC BONNEVILLE	6.6L V8 403 CID		1980	DODGE D200	5.9L V8 360 CID
	1977-1979	PONTIAC CATALINA	6.6L V8 403 CID		1980	DODGE D300	5.2L V8 5211cc 318 CID
	1977-1979	PONTIAC FIREBIRD	6.6L V8 403 CID		1980	DODGE D300	5.9L V8 360 CID
	1977-1980	CHEVROLET K30	6.6L V8 400 CID		1980	DODGE MIRADA	5.9L V8 360 CID
	1977-1980	PONTIAC BONNEVILLE	4.9L V8 301 CID		1980	DODGE RD200	5.2L V8 5211cc 318 CID
	1977-1980	PONTIAC CATALINA	4.9L V8 301 CID		1980	DODGE RD200	5.2L V8 318 CID
	1977-1980	PONTIAC FIREBIRD	5.0L V8 305 CID		1980	DODGE W200	5.2L V8 5211cc 318 CID
	1977-1980	PONTIAC GRAND PRIX	4.9L V8 301 CID		1980	DODGE W200	5.9L V8 360 CID
	1977-1980	PONTIAC LEMANS	5.0L V8 305 CID		1980	DODGE W300	5.2L V8 5211cc 318 CID
	1977-1981	OLDSMOBILE DELTA 88	4.3L V8 260 CID		1980	DODGE W300	5.9L V8 360 CID
	1977-1984	OLDSMOBILE 98	5.7L V8 350 CID		1980	FORD E-250 ECONOLINE	6.6L V8 400 CID
	1977-1984	OLDSMOBILE CUSTOM CRUISER	5.7L V8 350 CID		1980	FORD E-250 ECONOLINE CLUB WAGON	5.0L V8 302 CID
	1977-1984	PONTIAC BONNEVILLE	5.7L V8 350 CID		1980	FORD E-350 ECONOLINE CLUB WAGON	5.0L V8 302 CID
	1977-1986	CHEVROLET C10	5.0L V8 305 CID		1980	GMC C2500 SUBURBAN	6.6L V8 400 CID
	1977-1986	CHEVROLET C10 SUBURBAN	5.0L V8 305 CID		1980	OLDSMOBILE CUTLASS	5.0L V8 305 CID
	1977-1986	CHEVROLET C20	5.0L V8 305 CID		1980	OLDSMOBILE CUTLASS CALAIS	5.0L V8 305 CID
	1977-1986	CHEVROLET C20 SUBURBAN	5.0L V8 305 CID		1980	OLDSMOBILE CUTLASS CRUISER	5.0L V8 305 CID
	1977-1986	CHEVROLET K5 BLAZER	5.0L V8 305 CID		1980	OLDSMOBILE CUTLASS SALON	5.0L V8 305 CID
	1977-1986	CHEVROLET K10 SUBURBAN	5.0L V8 305 CID		1980	OLDSMOBILE CUTLASS SALON	5.7L V8 350 CID
	1977-1986	CHEVROLET K30	5.7L V8 350 CID		1980		



FAN CLUTCH BUYERS GUIDE



USMWW	Years	Application	Engine	USMWW	Years	Application	Engine
22045	1980	OLDSMOBILE CUTLASS SUPREME	5.0L V8 305 CID	22045	1980-1985	OLDSMOBILE DELTA 88	5.0L V8 307 CID
	1980	PLYMOUTH GRAN FURY	5.9L V8 360 CID		1980-1986	CHEVROLET C30	5.7L V8 350 CID
	1980	PLYMOUTH PB100	5.2L V8 521cc 318 CID		1980-1986	CHEVROLET CAPRICE	5.0L V8 305 CID
	1980	PLYMOUTH PB200	5.2L V8 521cc 318 CID		1980-1986	CHEVROLET G10	5.0L V8 305 CID
	1980	PLYMOUTH PB200	5.9L V8 360 CID		1980-1986	CHEVROLET G10	5.7L V8 350 CID
	1980	PLYMOUTH PB300	5.2L V8 521cc 318 CID		1980-1986	CHEVROLET G20	5.0L V8 305 CID
	1980	PLYMOUTH PB300	5.9L V8 360 CID		1980-1986	CHEVROLET K30	7.4L V8 454 CID
	1980	PLYMOUTH VOLARE	5.2L V8 318 CID		1980-1986	GMC G1500	5.7L V8 350 CID
	1980	PLYMOUTH VOLARE	5.9L V8 360 CID		1980-1986	GMC G2500	5.0L V8 305 CID
	1980	PONTIAC GRAND LEMANS	5.0L V8 305 CID		1980-1987	CHEVROLET EL CAMINO	5.0L V8 305 CID
	1980-1981	BUICK CENTURY	4.3L V8 265 CID		1980-1987	FORD BRONCO	5.8L V8 351 CID
	1980-1981	BUICK REGAL	4.3L V8 265 CID		1980-1987	FORD F-250	5.8L V8 351 CID
	1980-1981	BUICK RIVIERA	5.0L V8 307 CID		1980-1987	FORD F-350	5.8L V8 351 CID
	1980-1981	CHEVROLET CAMARO	3.8L V6 229 CID		1980-1987	GMC CABALLERO	5.0L V8 305 CID
	1980-1981	CHEVROLET CAMARO	5.7L V8 350 CID		1980-1988	CHEVROLET G30	5.7L V8 350 CID
	1980-1981	CHEVROLET CAPRICE	3.8L V6 229 CID		1980-1988	CHEVROLET MONTE CARLO	5.0L V8 305 CID
	1980-1981	CHEVROLET IMPALA	3.8L V6 229 CID		1980-1988	GMC G3500	5.7L V8 350 CID
	1980-1981	CHEVROLET IMPALA	4.4L V8 267 CID		1981	BUICK CENTURY	5.7L V8 350 CID
	1980-1981	CHEVROLET P20	4.8L L6 292 CID		1981	CHRYSLER CORDOBA	5.2L V8 318 CID
	1980-1981	CHEVROLET P20	5.7L V8 350 CID		1981	CHRYSLER IMPERIAL	5.2L V8 318 CID
	1980-1981	CHRYSLER LEBARON	5.2L V8 318 CID		1981	DODGE B150	5.2L V8 521cc 318 CID
	1980-1981	CHRYSLER NEWPORT	5.2L V8 318 CID		1981	DODGE B350	5.2L V8 521cc 318 CID
	1980-1981	CHRYSLER TOWN & COUNTRY	5.2L V8 318 CID		1981	DODGE B350	5.9L V8 360 CID
	1980-1981	DODGE D150	5.2L V8 521cc 318 CID		1981	DODGE D250	5.2L V8 521cc 318 CID
	1980-1981	DODGE D150	5.9L V8 360 CID		1981	DODGE D350	5.2L V8 521cc 318 CID
	1980-1981	DODGE MIRADA	5.2L V8 318 CID		1981	DODGE D350	5.9L V8 360 CID
	1980-1981	DODGE RAMCHARGER	5.2L V8 521cc 318 CID		1981	DODGE W250	5.2L V8 521cc 318 CID
	1980-1981	DODGE RAMCHARGER	5.9L V8 360 CID		1981	DODGE W250	5.9L V8 360 CID
	1980-1981	DODGE ST. REGIS	5.2L V8 318 CID		1981	GMC G3500	5.0L V8 305 CID
	1980-1981	DODGE W150	5.2L V8 521cc 318 CID		1981	PLYMOUTH PB150	5.2L V8 521cc 318 CID
	1980-1981	DODGE W150	5.9L V8 360 CID		1981	PLYMOUTH PB250	5.2L V8 521cc 318 CID
	1980-1981	PLYMOUTH GRAN FURY	5.2L V8 318 CID		1981	PLYMOUTH PB250	5.9L V8 360 CID
	1980-1981	PLYMOUTH TRAILDUSTER	5.2L V8 521cc 318 CID		1981	PLYMOUTH PB350	5.2L V8 521cc 318 CID
	1980-1981	PLYMOUTH TRAILDUSTER	5.9L V8 360 CID		1981	PLYMOUTH PB350	5.9L V8 360 CID
	1980-1981	PONTIAC BONNEVILLE	4.3L V8 265 CID		1981	PONTIAC BONNEVILLE	5.0L V8 307 CID
	1980-1981	PONTIAC CATALINA	4.3L V8 265 CID		1981	PONTIAC CATALINA	5.0L V8 307 CID
	1980-1981	PONTIAC GRAND LEMANS	4.3L V8 265 CID		1981	PONTIAC FIREBIRD	4.3L V8 265 CID
	1980-1981	PONTIAC GRAND LEMANS	4.9L V8 301 CID		1981	PONTIAC FIREBIRD	5.0L V8 307 CID
	1980-1981	PONTIAC GRAND PRIX	4.3L V8 265 CID		1981-1983	BUICK ESTATE WAGON	5.7L V8 350 CID
	1980-1981	PONTIAC LEMANS	4.3L V8 265 CID		1981-1983	BUICK ESTATE WAGON	5.7L V8 350 CID
	1980-1982	CHEVROLET CAPRICE	4.4L V8 267 CID		1981-1984	BUICK ELECTRA	5.0L V8 307 CID
	1980-1982	CHEVROLET EL CAMINO	4.4L V8 267 CID		1981-1984	BUICK LESABRE	5.0L V8 307 CID
	1980-1982	CHEVROLET MALIBU	4.4L V8 267 CID		1981-1984	CHEVROLET G30	4.1L L6 250 CID
	1980-1982	CHEVROLET MONTE CARLO	4.4L V8 267 CID		1981-1984	PONTIAC GRAND PRIX	5.7L V8 350 CID
	1980-1982	CHRYSLER NEW YORKER	5.2L V8 318 CID		1981-1985	BUICK ELECTRA	5.7L V8 350 CID
	1980-1982	DODGE DIPLOMAT	5.2L V8 318 CID		1981-1985	BUICK LESABRE	5.7L V8 350 CID
	1980-1982	FORD E-100 ECONOLINE	5.0L V8 302 CID		1981-1985	BUICK RIVIERA	5.7L V8 350 CID
	1980-1982	FORD E-100 ECONOLINE	5.8L V8 351 CID		1981-1986	CHEVROLET C20	5.7L V8 350 CID
	1980-1982	FORD E-100 ECONOLINE CLUB WAGON	5.0L V8 302 CID		1981-1986	CHEVROLET K10	5.0L V8 305 CID
	1980-1982	FORD E-100 ECONOLINE CLUB WAGON	5.8L V8 351 CID		1981-1986	GMC K1500	5.0L V8 305 CID
	1980-1982	FORD E-150 ECONOLINE	5.0L V8 302 CID		1982	CHEVROLET G30	5.0L V8 305 CID
	1980-1982	FORD E-150 ECONOLINE CLUB WAGON	5.0L V8 302 CID		1982	OLDSMOBILE CUTLASS CRUISER	5.0L V8 305 CID
	1980-1982	FORD E-250 ECONOLINE	5.0L V8 302 CID		1982-1983	BUICK REGAL	5.7L V8 350 CID
	1980-1982	FORD E-250 ECONOLINE CLUB WAGON	5.0L V8 302 CID		1982-1983	CADILLAC DEVILLE	4.1L V8 250 CID
	1980-1982	FORD E-350 ECONOLINE	5.0L V8 302 CID		1982-1983	CADILLAC FLEETWOOD	4.1L V8 250 CID
	1980-1982	FORD E-350 ECONOLINE CLUB WAGON	5.0L V8 302 CID		1982-1983	CHEVROLET G20	5.7L V8 350 CID
	1980-1982	FORD E-350 ECONOLINE CLUB WAGON	6.6L V8 400 CID		1982-1984	CHEVROLET MONTE CARLO	5.7L V8 350 CID
	1980-1982	FORD E-350 ECONOLINE CLUB WAGON	6.6L V8 400 CID		1982-1984	GMC G3500	4.1L L6 250 CID
	1980-1982	FORD E-350 ECONOLINE CLUB WAGON	6.6L V8 400 CID		1982-1985	CADILLAC EL DORADO	4.1L V8 250 CID
	1980-1982	FORD E-350 ECONOLINE CLUB WAGON	6.6L V8 400 CID		1982-1985	CADILLAC SEVILLE	4.1L V8 250 CID
1980-1982	FORD F-100	5.0L V8 302 CID	1982-1985	CHEVROLET IMPALA	5.7L V8 350 CID		
1980-1982	FORD F-250	5.0L V8 302 CID	1982-1985	GMC K1500 SUBURBAN	5.0L V8 305 CID		
1980-1982	FORD F-250	6.6L V8 400 CID	1982-1985	PONTIAC FIREBIRD	5.0L V8 305 CID		
1980-1982	FORD F-350	6.6L V8 400 CID	1982-1986	GMC C2500 SUBURBAN	5.0L V8 305 CID		
1980-1982	GMC CABALLERO	4.4L V8 267 CID	1982-1986	DODGE DIPLOMAT	5.2L V8 521cc 318 CID		
1980-1983	CHEVROLET MALIBU	5.0L V8 305 CID	1983	FORD BRONCO	4.9L L6 4917cc 300 CID		
1980-1983	CHEVROLET MALIBU	5.7L V8 350 CID	1983-1984	CHEVROLET EL CAMINO	5.7L V8 350 CID		
1980-1983	FORD BRONCO	5.0L V8 302 CID	1983-1984	GMC CABALLERO	5.7L V8 350 CID		
1980-1983	FORD E-150 ECONOLINE	5.8L V8 351 CID	1983-1984	PONTIAC BONNEVILLE	5.0L V8 305 CID		
1980-1983	FORD E-150 ECONOLINE CLUB WAGON	5.8L V8 351 CID	1983-1985	PONTIAC PARISIENNE	5.7L V8 350 CID		
1980-1983	FORD E-250 ECONOLINE	5.8L V8 351 CID	1983-1986	PONTIAC PARISIENNE	5.0L V8 305 CID		
1980-1983	FORD E-250 ECONOLINE CLUB WAGON	5.8L V8 351 CID	1984	GMC C2500 SUBURBAN	4.8L L6 292 CID		
1980-1983	FORD E-350 ECONOLINE	5.8L V8 351 CID	1984	GMC K2500 SUBURBAN	4.8L L6 292 CID		
1980-1983	FORD E-350 ECONOLINE CLUB WAGON	5.8L V8 351 CID	1984-1986	CHEVROLET C20	4.8L L6 292 CID		
1980-1983	FORD E-350 ECONOLINE CLUB WAGON	5.8L V8 351 CID	1984-1986	CHEVROLET C30	4.8L L6 292 CID		
1980-1983	OLDSMOBILE CUTLASS CRUISER	5.7L V8 350 CID	1984-1986	CHEVROLET K20	4.8L L6 292 CID		
1980-1984	CHEVROLET G10	4.1L L6 250 CID	1984-1986	CHEVROLET K30	4.8L L6 292 CID		
1980-1984	CHEVROLET G20	4.1L L6 250 CID	1984-1986	GMC C2500	4.8L L6 292 CID		
1980-1984	GMC G1500	4.1L L6 250 CID	1984-1986	GMC C3500	4.8L L6 292 CID		
1980-1984	GMC G2500	4.1L L6 250 CID	1984-1986	GMC K2500	4.8L L6 292 CID		
1980-1984	OLDSMOBILE 98	5.0L V8 307 CID	1984-1986	GMC K3500	4.8L L6 292 CID		
1980-1984	OLDSMOBILE CUSTOM CRUISER	5.0L V8 307 CID	1984-1989	CHRYSLER FIFTH AVENUE	5.2L V8 318 CID		
1980-1984	OLDSMOBILE CUTLASS CALAIS	5.7L V8 350 CID	1984-1989	DODGE DIPLOMAT	5.2L V8 318 CID		
1980-1985	CHEVROLET CAMARO	5.0L V8 305 CID	1985	BUICK REGAL	5.7L V8 350 CID		
1980-1985	CHEVROLET CAPRICE	5.7L V8 350 CID	1985	CHEVROLET G30	5.0L V8 305 CID		
1980-1985	CHEVROLET IMPALA	5.0L V8 305 CID	1985	CHEVROLET IMPALA	4.3L V6 262 CID		
1980-1985	OLDSMOBILE CUTLASS SUPREME	5.7L V8 350 CID	1985	CHEVROLET K20	4.3L V6 262 CID		
			1985	CHEVROLET K20	5.0L V8 305 CID		
			1985	CHEVROLET K20 SUBURBAN	7.4L V8 454 CID		
			1985	DODGE DIPLOMAT	5.2L V8 521cc 318 CID		

USMW	Years	Application	Engine	USMW	Years	Application	Engine	
22045	1985	GMC K2500	4.3L V6 262 CID	22045	1987-1991	GMC R2500 SUBURBAN	7.4L V8 454 CID	
	1985	OLDSMOBILE CUTLASS SALON	5.7L V8 350 CID		1987-1991	GMC R3500	5.7L V8 350 CID	
	1985	PLYMOUTH GRAN FURY	5.2L V8 5211cc 318 CID		1987-1991	GMC V3500	5.7L V8 350 CID	
	1985-1986	CHEVROLET C10	4.3L V6 262 CID		1987-1991	GMC V3500	7.4L V8 454 CID	
	1985-1986	CHEVROLET C20	4.3L V6 262 CID		1988	CHEVROLET V30	7.4L V8 454 CID	
	1985-1986	CHEVROLET G10	4.3L V6 262 CID		1988-1991	GMC R3500	7.4L V8 454 CID	
	1985-1986	CHEVROLET G20	4.3L V6 262 CID		1989	CHEVROLET R1500 SUBURBAN	5.7L V8 350 CID	
	1985-1986	CHEVROLET G30	4.3L V6 262 CID		1989	CHEVROLET R2500	5.7L V8 350 CID	
	1985-1986	CHEVROLET K10	4.3L V6 262 CID		1989	CHEVROLET R2500	7.4L V8 454 CID	
	1985-1986	CHEVROLET K20 SUBURBAN	5.0L V8 305 CID		1989	CHEVROLET V1500 SUBURBAN	5.7L V8 350 CID	
	1985-1986	GMC C1500	4.3L V6 262 CID		1989	GMC P2500	4.8L L6 292 CID	
	1985-1986	GMC C2500	4.3L V6 262 CID		1989-1990	CHEVROLET R2500 SUBURBAN	5.7L V8 350 CID	
	1985-1986	GMC G1500	4.3L V6 262 CID		1989-1990	CHEVROLET V2500 SUBURBAN	5.7L V8 350 CID	
	1985-1986	GMC G2500	4.3L V6 262 CID		1989-1991	CHEVROLET R2500 SUBURBAN	7.4L V8 454 CID	
	1985-1986	GMC G3500	4.3L V6 262 CID		1989-1991	CHEVROLET R3500	5.7L V8 350 CID	
	1985-1986	GMC K1500	4.3L V6 262 CID		1989-1991	CHEVROLET R3500	7.4L V8 454 CID	
	1985-1986	PONTIAC PARISIENNE	4.3L V6 262 CID		1989-1991	CHEVROLET V3500	5.7L V8 350 CID	
	1985-1987	GMC P2500	4.8L L6 292 CID		1989-1991	CHEVROLET V3500	7.4L V8 454 CID	
	1985-1988	CHEVROLET CAPRICE	4.3L V6 262 CID		1990	CHEVROLET V2500 SUBURBAN	7.4L V8 454 CID	
	1985-1989	CHEVROLET P20	4.8L L6 292 CID		1994-1996	BUICK COMMERCIAL CHASSIS	5.7L V8 350 CID	
	1985-1989	CHEVROLET P20	5.7L V8 350 CID		1994-1996	BUICK ROADMASTER	5.7L V8 350 CID	
	1985-1989	CHEVROLET P30	4.8L L6 292 CID		1994-1996	CADILLAC COMMERCIAL CHASSIS	5.7L V8 350 CID	
	1985-1989	GMC P2500	5.7L V8 350 CID		1994-1996	CADILLAC FLEETWOOD	5.7L V8 350 CID	
	1985-1989	GMC P3500	4.8L L6 292 CID		1994-1996	CHEVROLET CAPRICE	4.3L V8 265 CID	
	1985-1989	PLYMOUTH GRAN FURY	5.2L V8 318 CID		1994-1996	CHEVROLET CAPRICE	5.7L V8 350 CID	
	1986	CHEVROLET C10	5.7L V8 350 CID		1994-1996	CHEVROLET IMPALA	5.7L V8 350 CID	
	1986	CHEVROLET C10 SUBURBAN	5.7L V8 350 CID		22048	1980	AMERICAN MOTORS AMX	4.2L L6 258 CID
	1986	CHEVROLET K10	5.7L V8 350 CID			1980	AMERICAN MOTORS CONCORD	4.2L L6 258 CID
	1986	CHEVROLET K10 SUBURBAN	5.7L V8 350 CID			1980	AMERICAN MOTORS SPIRIT	4.2L L6 258 CID
	1986	GMC C1500	5.7L V8 350 CID			1980-1982	AMERICAN MOTORS CONCORD	2.5L L4 151 CID
	1986	GMC C1500 SUBURBAN	5.7L V8 350 CID			1980-1982	AMERICAN MOTORS SPIRIT	2.5L L4 151 CID
	1986	GMC C3500	5.0L V8 305 CID			1980-1983	JEEP CJ5	2.5L L4 151 CID
	1986	GMC K1500	5.7L V8 350 CID			1980-1983	JEEP CJ7	2.5L L4 151 CID
	1986-1987	FORD E-250 ECONOLINE	5.8L V8 351 CID			1981-1983	AMERICAN MOTORS EAGLE	2.5L L4 151 CID
	1986-1987	FORD E-250 ECONOLINE CLUB WAGON	5.8L V8 351 CID			1981-1983	JEEP SCRAMBLER	2.5L L4 151 CID
	1986-1987	FORD E-350 ECONOLINE	5.8L V8 351 CID			1982-1983	AMERICAN MOTORS CONCORD	4.2L L6 258 CID
	1986-1987	FORD E-350 ECONOLINE CLUB WAGON	5.8L V8 351 CID			1982-1983	AMERICAN MOTORS SPIRIT	4.2L L6 258 CID
	1986-1990	BUICK LESABRE	5.0L V8 307 CID			1982-1983	CHEVROLET S10	2.8L V6 173 CID
	1987	CHEVROLET BLAZER	5.0L V8 305 CID			1982-1983	GMC S15	2.8L V6 173 CID
	1987	CHEVROLET R10	4.3L V6 262 CID			1982-1984	CHEVROLET S10	1.9L L4 119 CID
	1987	CHEVROLET R10	5.0L V8 305 CID			1982-1984	GMC S15	1.9L L4 119 CID
	1987	CHEVROLET R10	5.7L V8 350 CID			1982-1988	AMERICAN MOTORS EAGLE	4.2L L6 258 CID
	1987	CHEVROLET R10 SUBURBAN	5.0L V8 305 CID			1983	CHEVROLET S10 BLAZER	2.8L V6 173 CID
	1987	CHEVROLET R20	4.3L V6 262 CID			1983	GMC S15 JIMMY	2.8L V6 173 CID
	1987	CHEVROLET R20	5.0L V8 305 CID			1983-1984	AMERICAN MOTORS EAGLE	2.5L L4 150 CID
	1987	CHEVROLET R20	5.0L V8 305 CID			1983-1984	CHEVROLET S10	2.0L L4 122 CID
	1987	CHEVROLET V10	4.3L V6 262 CID			1983-1984	CHEVROLET S10 BLAZER	1.9L L4 119 CID
1987	CHEVROLET V10	5.0L V8 305 CID	1983-1984	CHEVROLET S10 BLAZER		2.0L L4 122 CID		
1987	CHEVROLET V10	5.7L V8 350 CID	1983-1984	GMC S15		2.0L L4 122 CID		
1987	CHEVROLET V20	4.8L L6 292 CID	1983-1984	GMC S15 JIMMY		1.9L L4 119 CID		
1987	CHEVROLET V20	5.7L V8 350 CID	1983-1984	GMC S15 JIMMY		2.0L L4 122 CID		
1987	FORD E-150 ECONOLINE	5.8L V8 351 CID	1983-1985	JEEP SCRAMBLER		2.5L L4 150 CID		
1987	FORD E-150 ECONOLINE CLUB WAGON	5.8L V8 351 CID	1983-1986	JEEP CJ7		2.5L L4 150 CID		
1987	GMC R1500	4.3L V6 262 CID	1984	CHEVROLET IMPALA		5.0L V8 305 CID		
1987	GMC R1500	5.0L V8 305 CID	1984-1986	JEEP CHEROKEE		2.5L L4 150 CID		
1987	GMC R1500	5.7L V8 350 CID	1984-1986	JEEP CHEROKEE		2.8L V6 173 CID		
1987	GMC R1500 SUBURBAN	5.0L V8 305 CID	1984-1986	JEEP WAGONEER		2.5L L4 150 CID		
1987	GMC R2500	4.3L V6 262 CID	1984-1986	JEEP WAGONEER		2.8L V6 173 CID		
1987	GMC R2500	5.0L V8 305 CID	1985	CHEVROLET S10		2.5L L4 2474cc 151 CID		
1987	GMC V1500	4.3L V6 262 CID	1985	CHEVROLET S10		2.8L V6 173 CID		
1987	GMC V1500	5.0L V8 305 CID	1985	CHEVROLET S10 BLAZER		2.5L L4 2474cc 151 CID		
1987	GMC V1500	5.7L V8 350 CID	1985	CHEVROLET S10 BLAZER		2.8L V6 173 CID		
1987	GMC V2500	4.8L L6 292 CID	1985	GMC S15		2.5L L4 2474cc 151 CID		
1987	GMC V2500	5.7L V8 350 CID	1985	GMC S15		2.8L V6 173 CID		
1987-1988	CHEVROLET R10 SUBURBAN	5.7L V8 350 CID	1985	GMC S15 JIMMY		2.5L L4 2474cc 151 CID		
1987-1988	CHEVROLET R20	4.8L L6 292 CID	1985	GMC S15 JIMMY		2.8L V6 173 CID		
1987-1988	CHEVROLET R20	5.7L V8 350 CID	1986	JEEP COMANCHE		2.5L L4 150 CID		
1987-1988	CHEVROLET R20	7.4L V8 454 CID	1986	JEEP COMANCHE		2.8L V6 173 CID		
1987-1988	CHEVROLET R20 SUBURBAN	5.7L V8 350 CID	1987-1990	JEEP WRANGLER		2.5L L4 150 CID		
1987-1988	CHEVROLET R20 SUBURBAN	7.4L V8 454 CID	1987-1990	JEEP WRANGLER		4.2L L6 258 CID		
1987-1988	CHEVROLET R30	4.8L L6 292 CID	22049	1958		CHEVROLET DEL RAY	4.6L V8 4638cc 283 CID	
1987-1988	CHEVROLET R30	5.7L V8 350 CID		1967		CHEVROLET CAPRICE	4.6L V8 4638cc 283 CID	
1987-1988	CHEVROLET R30	7.4L V8 454 CID		1967		CHEVROLET CHEVELLE	3.8L L6 230 CID	
1987-1988	CHEVROLET V10 SUBURBAN	5.7L V8 350 CID		1967	CHEVROLET CHEVELLE	4.1L L6 250 CID		
1987-1988	CHEVROLET V20 SUBURBAN	5.7L V8 350 CID		1967	CHEVROLET CHEVELLE	4.6L V8 283 CID		
1987-1988	CHEVROLET V20 SUBURBAN	7.4L V8 454 CID		1967	CHEVROLET CHEVELLE	4.6L V8 4638cc 283 CID		
1987-1988	CHEVROLET V30	4.8L L6 292 CID		1967	CHEVROLET CHEVELLE	5.4L V8 327 CID		
1987-1988	CHEVROLET V30	5.7L V8 350 CID		1967	CHEVROLET CHEVELLE	6.5L V8 396 CID		
1987-1988	GMC R2500	4.8L L6 292 CID		1967	CHEVROLET EL CAMINO	4.6L V8 4638cc 283 CID		
1987-1988	GMC R3500	4.8L L6 292 CID		1967	CHEVROLET MALIBU	3.8L L6 3769cc 230 CID		
1987-1988	GMC V3500	4.8L L6 292 CID		1967	CHEVROLET MALIBU	4.1L L6 4097cc 250 CID		
1987-1989	CHEVROLET BLAZER	5.7L V8 350 CID		1967	CHEVROLET MALIBU	4.1L L6 4098cc 250 CID		
1987-1989	GMC R1500 SUBURBAN	5.7L V8 350 CID		1967	CHEVROLET MALIBU	4.6L V8 4638cc 283 CID		
1987-1989	GMC R2500	5.7L V8 350 CID		1967	CHEVROLET MALIBU	5.3L V8 5358cc 327 CID		
1987-1989	GMC R2500	7.4L V8 454 CID		1967	CHEVROLET MALIBU	6.5L V8 6489cc 396 CID		
1987-1989	GMC V1500 SUBURBAN	5.7L V8 350 CID		1967-1968	CHEVROLET CAPRICE	6.5L V8 6489cc 396 CID		
1987-1990	GMC R2500 SUBURBAN	5.7L V8 350 CID		1967-1968	CHEVROLET CHEVELLE	5.3L V8 5358cc 327 CID		
1987-1990	GMC V2500 SUBURBAN	5.7L V8 350 CID	1967-1969	CHEVROLET CAMARO	3.8L L6 3769cc 230 CID			
			1967-1969	CHEVROLET CAMARO	4.9L V8 4949cc 302 CID			

USMW	Years	Application	Engine	USMW	Years	Application	Engine
22049	1967-1969	CHEVROLET CAMARO	5.3L V8 5358cc 327 CID	22049	1975-1976	CHEVROLET EL CAMINO	6.6L V8 400 CID
	1967-1969	CHEVROLET CAPRICE	4.1L L6 4097cc 250 CID		1975-1976	CHEVROLET MALIBU	6.6L V8 400 CID
	1967-1969	CHEVROLET CAPRICE	4.1L L6 4098cc 250 CID		1975-1976	CHEVROLET MONZA	4.3L V8 262 CID
	1967-1969	CHEVROLET CAPRICE	5.3L V8 5358cc 327 CID		1975-1977	CHEVROLET EL CAMINO	4.1L L6 250 CID
	1967-1969	CHEVROLET CAPRICE	7.0L V8 6998cc 427 CID		1975-1977	CHEVROLET MALIBU	4.1L L6 250 CID
	1967-1969	CHEVROLET CHEVELLE	3.8L L6 3769cc 230 CID		1975-1979	CHEVROLET CAMARO	4.1L L6 250 CID
	1967-1969	CHEVROLET CHEVELLE	6.5L V8 6489cc 396 CID		1975-1979	CHEVROLET CAMARO	5.7L V8 350 CID
	1967-1969	CHEVROLET EL CAMINO	3.8L L6 3769cc 230 CID		1975-1979	CHEVROLET EL CAMINO	5.7L V8 350 CID
	1967-1969	CHEVROLET EL CAMINO	5.3L V8 5358cc 327 CID		1975-1979	CHEVROLET MALIBU	5.7L V8 350 CID
	1967-1969	CHEVROLET EL CAMINO	6.5L V8 6489cc 396 CID		1975-1979	CHEVROLET NOVA	4.1L L6 250 CID
	1967-1973	CHEVROLET CHEVELLE	4.1L L6 4097cc 250 CID		1975-1979	CHEVROLET NOVA	5.7L V8 350 CID
	1967-1974	CHEVROLET EL CAMINO	4.1L L6 4097cc 250 CID		1975-1985	CHEVROLET CAPRICE	5.7L V8 350 CID
	1967-1974	CHEVROLET EL CAMINO	4.1L L6 4098cc 250 CID		1976-1979	CHEVROLET MONZA	5.0L V8 305 CID
	1968	CHEVROLET CHEVELLE	5.0L V8 307 CID		1976-1979	CHEVROLET NOVA	5.0L V8 305 CID
	1968-1969	CHEVROLET CAPRICE	5.0L V8 5031cc 307 CID		1976-1982	CHEVROLET EL CAMINO	5.0L V8 305 CID
	1968-1973	CHEVROLET CHEVELLE	5.0L V8 5031cc 307 CID		1976-1983	CHEVROLET MALIBU	5.0L V8 305 CID
	1968-1973	CHEVROLET CHEVELLE	5.7L V8 5736cc 350 CID		1976-1985	CHEVROLET CAMARO	5.0L V8 305 CID
	1968-1973	CHEVROLET EL CAMINO	5.0L V8 5031cc 307 CID		1977-1979	CHEVROLET CAPRICE	4.1L L6 250 CID
	1968-1974	CHEVROLET EL CAMINO	5.7L V8 5736cc 350 CID		1977-1979	CHEVROLET CAPRICE	5.0L V8 305 CID
	1969	CHEVROLET CAMARO	6.5L V8 6489cc 396 CID		1978-1979	CHEVROLET EL CAMINO	3.3L V6 200 CID
	1969	CHEVROLET CAMARO	7.0L V8 6998cc 427 CID		1978-1979	CHEVROLET MALIBU	3.3L V6 200 CID
	1969	CHEVROLET NOVA	6.5L V8 6489cc 396 CID		1978-1979	CHEVROLET MONZA	3.2L V6 196 CID
	1969-1970	CHEVROLET NOVA	2.5L L4 2507cc 153 CID		1978-1980	CHEVROLET MONZA	2.5L L4 2474cc 151 CID
	1969-1970	CHEVROLET NOVA	3.8L L6 3769cc 230 CID		1978-1980	CHEVROLET MONZA	3.8L V6 3800cc 231 CID
	1969-1973	CHEVROLET CAMARO	4.1L L6 4098cc 250 CID		1978-1981	CHEVROLET MALIBU	3.8L V6 3800cc 231 CID
	1969-1973	CHEVROLET CAMARO	5.0L V8 5031cc 307 CID		1978-1984	CHEVROLET EL CAMINO	3.8L V6 3800cc 231 CID
	1969-1973	CHEVROLET NOVA	5.0L V8 5031cc 307 CID		1979	CHEVROLET C10	4.1L L6 4097cc 250 CID
	1969-1974	CHEVROLET CAMARO	4.1L L6 4097cc 250 CID		1979	CHEVROLET EL CAMINO	3.8L V6 231 CID
	1969-1974	CHEVROLET CAMARO	5.7L V8 5736cc 350 CID		1979	CHEVROLET MALIBU	3.8L V6 231 CID
	1969-1974	CHEVROLET CAPRICE	5.7L V8 5736cc 350 CID		1979	CHEVROLET MALIBU	4.1L L6 4097cc 250 CID
	1969-1974	CHEVROLET NOVA	4.1L L6 4097cc 250 CID		1979	CHEVROLET MONZA	3.8L V6 231 CID
	1969-1974	CHEVROLET NOVA	4.1L L6 4098cc 250 CID		1979-1980	CHEVROLET MALIBU	4.4L L6 267 CID
	1969-1974	CHEVROLET NOVA	5.7L V8 5736cc 350 CID		1979-1982	CHEVROLET EL CAMINO	4.4L V8 267 CID
	1970	CHEVROLET CHEVELLE	6.5L V8 396 CID		1980	AMERICAN MOTORS PACER	4.2L L6 258 CID
	1970	CHEVROLET EL CAMINO	6.5L V8 396 CID		1980	BUICK CENTURY	4.9L V8 301 CID
	1970	CHEVROLET NOVA	6.5L V8 396 CID		1980	BUICK ELECTRA	4.9L V8 301 CID
	1970-1971	CHEVROLET NOVA	7.4L V8 7439cc 454 CID		1980	BUICK ESTATE WAGON	4.9L V8 301 CID
	1970-1972	CHEVROLET CAMARO	6.6L V8 6588cc 402 CID		1980	BUICK LESABRE	4.9L V8 301 CID
	1970-1972	CHEVROLET CAPRICE	6.6L V8 6588cc 402 CID		1980	BUICK REGAL	4.9L V8 301 CID
	1970-1972	CHEVROLET CHEVELLE	6.6L V8 6588cc 402 CID		1980	CHEVROLET C10	4.8L L6 292 CID
	1970-1972	CHEVROLET EL CAMINO	6.6L V8 6588cc 402 CID		1980	CHEVROLET G10	5.0L V8 305 CID
	1970-1972	CHEVROLET NOVA	6.6L V8 6588cc 402 CID		1980	CHEVROLET G20	5.0L V8 305 CID
	1970-1973	CHEVROLET CHEVELLE	6.6L V8 6555cc 400 CID		1980	CHEVROLET G20	5.7L V8 350 CID
	1970-1973	CHEVROLET CHEVELLE	7.4L V8 7439cc 454 CID		1980	CHEVROLET G30	5.7L V8 350 CID
	1970-1973	CHEVROLET CHEVELLE	7.4L V8 7441cc 454 CID		1980	CHEVROLET IMPALA	5.7L V8 350 CID
	1970-1974	CHEVROLET CAPRICE	6.6L V8 6555cc 400 CID		1980	CHEVROLET K10	4.8L L6 292 CID
	1970-1974	CHEVROLET CAPRICE	6.6L V8 6556cc 400 CID		1980	CHEVROLET K20	5.0L V8 305 CID
	1970-1974	CHEVROLET CAPRICE	7.4L V8 7439cc 454 CID		1980	CHEVROLET MONTE CARLO	4.4L V8 267 CID
	1970-1974	CHEVROLET CAPRICE	7.4L V8 7441cc 454 CID		1980	GMC C1500	4.8L L6 292 CID
	1970-1974	CHEVROLET EL CAMINO	6.6L V8 6555cc 400 CID		1980	GMC G1500	5.0L V8 305 CID
	1970-1974	CHEVROLET EL CAMINO	7.4L V8 7439cc 454 CID		1980	GMC G2500	5.0L V8 305 CID
	1970-1974	CHEVROLET EL CAMINO	7.4L V8 7441cc 454 CID		1980	GMC G2500	5.7L V8 350 CID
	1971-1973	CHEVROLET CAPRICE	5.0L V8 5031cc 307 CID		1980	GMC G3500	5.7L V8 350 CID
	1971-1974	CHEVROLET CAPRICE	4.1L L6 4097cc 250 CID		1980	GMC K1500	4.8L L6 292 CID
	1971-1974	CHEVROLET VEGA	2.3L L4 2295cc 140 CID		1980	OLDSMOBILE CUTLASS SALON	3.8L V6 3800cc 231 CID
	1971-1977	CHEVROLET VEGA	2.3L L4 2294cc 140 CID		1980	OLDSMOBILE CUTLASS SALON	4.3L V8 260 CID
	1972	CHEVROLET CAMARO	5.7L V8 5737cc 350 CID		1980	OLDSMOBILE CUTLASS SALON	5.7L V8 350 CID
	1972-1983	JEEP WAGONEER	5.9L V8 360 CID		1980	OLDSMOBILE STARFIRE	2.5L L4 2474cc 151 CID
	1973	CHEVROLET CAMARO	5.0L V8 307 CID		1980	PONTIAC FIREBIRD	5.0L V8 305 CID
	1973	CHEVROLET CAMARO	5.7L V8 350 CID		1980	PONTIAC GRAND LEMANS	3.8L V6 229 CID
	1973	CHEVROLET MALIBU	5.0L V8 5031cc 307 CID		1980	PONTIAC LEMANS	3.8L V6 229 CID
	1973-1974	CHEVROLET MALIBU	4.1L L6 4097cc 250 CID		1980	PONTIAC SUNBIRD	2.5L L4 2474cc 151 CID
	1973-1974	CHEVROLET MALIBU	4.1L L6 4098cc 250 CID		1980-1981	CHEVROLET C20	4.8L L6 292 CID
	1973-1974	CHEVROLET MALIBU	5.7L V8 5736cc 350 CID		1980-1981	CHEVROLET C20 SUBURBAN	4.8L L6 292 CID
	1973-1974	CHEVROLET MALIBU	6.6L V8 6555cc 400 CID		1980-1981	CHEVROLET C30	4.8L L6 292 CID
	1973-1974	CHEVROLET MALIBU	7.4L V8 7439cc 454 CID		1980-1981	CHEVROLET CAMARO	3.8L V6 229 CID
	1973-1974	CHEVROLET MALIBU	7.4L V8 7441cc 454 CID		1980-1981	CHEVROLET CAMARO	3.8L V6 3800cc 231 CID
	1974	CHEVROLET CAPRICE	5.7L V8 5737cc 350 CID		1980-1981	CHEVROLET CAMARO	4.4L V8 267 CID
	1974	CHEVROLET EL CAMINO	5.7L V8 5737cc 350 CID		1980-1981	CHEVROLET CAPRICE	3.8L V6 3800cc 231 CID
	1974	CHEVROLET EL CAMINO	6.6L V8 6556cc 400 CID		1980-1981	CHEVROLET K20	4.8L L6 292 CID
	1974	CHEVROLET MALIBU	5.7L V8 5737cc 350 CID		1980-1981	CHEVROLET K20 SUBURBAN	4.8L L6 292 CID
	1974	CHEVROLET MALIBU	6.6L V8 6556cc 400 CID		1980-1981	CHEVROLET K30	4.8L L6 292 CID
	1974	CHEVROLET NOVA	5.7L V8 5737cc 350 CID		1980-1981	GMC C2500	4.8L L6 292 CID
	1974	JEEP J10	6.6L V8 6571cc 401 CID		1980-1981	GMC C2500 SUBURBAN	4.8L L6 292 CID
	1974	JEEP J10	6.6L V8 6572cc 401 CID		1980-1981	GMC C3500	4.8L L6 292 CID
	1974	JEEP J20	6.6L V8 6571cc 401 CID		1980-1981	GMC K2500	4.8L L6 292 CID
	1974	JEEP J20	6.6L V8 6572cc 401 CID		1980-1981	GMC K2500 SUBURBAN	4.8L L6 292 CID
	1974	JEEP WAGONEER	6.6L V8 6571cc 401 CID		1980-1981	GMC K3500	4.8L L6 292 CID
	1974	JEEP WAGONEER	6.6L V8 6572cc 401 CID		1980-1981	JEEP CJ5	5.0L V8 304 CID
	1974-1978	JEEP J10	6.6L V8 401 CID		1980-1981	JEEP CJ7	5.0L V8 304 CID
	1974-1978	JEEP J20	6.6L V8 401 CID		1980-1981	OLDSMOBILE CUTLASS	3.8L V6 3800cc 231 CID
	1974-1978	JEEP WAGONEER	6.6L V8 401 CID		1980-1981	OLDSMOBILE CUTLASS	4.3L V8 260 CID
	1974-1988	JEEP J10	5.9L V8 360 CID		1980-1981	OLDSMOBILE CUTLASS	5.7L V8 350 CID
	1974-1988	JEEP J20	5.9L V8 360 CID		1980-1981	PONTIAC BONNEVILLE	5.7L V8 350 CID
	1975	CHEVROLET EL CAMINO	7.4L V8 454 CID		1980-1981	PONTIAC CATALINA	3.8L V6 3800cc 231 CID
	1975	CHEVROLET MALIBU	7.4L V8 454 CID		1980-1981	PONTIAC CATALINA	5.7L V8 350 CID
	1975	CHEVROLET NOVA	4.3L V8 262 CID		1980-1981	PONTIAC FIREBIRD	4.9L V8 301 CID
	1975-1976	CHEVROLET CAPRICE	6.6L V8 400 CID		1980-1981	PONTIAC GRAND LEMANS	3.8L V6 3800cc 231 CID
	1975-1976	CHEVROLET CAPRICE	7.4L V8 454 CID		1980-1981	PONTIAC LEMANS	3.8L V6 3800cc 231 CID

USMW	Years	Application	Engine	USMW	Years	Application	Engine
22049	1980-1982	CHEVROLET CAPRICE	4.4L V8 267 CID	22049	1981-1986	GMC K1500	5.0L V8 305 CID
	1980-1982	CHEVROLET IMPALA	4.4L V8 267 CID		1981-1987	BUICK REGAL	3.8L V6 3800cc 231 CID
	1980-1982	GMC CABALLERO	4.4L V8 267 CID		1981-1989	BUICK ELECTRA	5.0L V8 307 CID
	1980-1982	OLDSMOBILE CUTLASS CALAIS	4.3L V8 260 CID		1981-1990	BUICK LESABRE	5.0L V8 307 CID
	1980-1982	OLDSMOBILE CUTLASS CRUISER	3.8L V6 3800cc 231 CID		1982	CADILLAC SEVILLE	4.1L V6 252 CID
	1980-1982	OLDSMOBILE CUTLASS CRUISER	4.3L V8 260 CID		1982	CHEVROLET MALIBU	4.4L V8 267 CID
	1980-1982	OLDSMOBILE CUTLASS SUPREME	4.3L V8 260 CID		1982	CHEVROLET MONTE CARLO	4.4L V8 267 CID
	1980-1983	AMERICAN MOTORS EAGLE	4.2L L6 258 CID		1982	OLDSMOBILE DELTA 88	4.3L V8 260 CID
	1980-1983	CHEVROLET MALIBU	3.8L V6 229 CID		1982	PONTIAC BONNEVILLE	4.1L V6 252 CID
	1980-1983	JEEP CHEROKEE	5.9L V8 360 CID		1982	PONTIAC GRAND PRIX	4.1L V6 252 CID
	1980-1983	OLDSMOBILE CUTLASS CRUISER	5.7L V8 350 CID		1982-1983	BUICK REGAL	5.7L V8 350 CID
	1980-1984	BUICK ELECTRA	4.1L V6 252 CID		1982-1983	CADILLAC DEVILLE	5.7L V8 350 CID
	1980-1984	CHEVROLET C10 SUBURBAN	5.7L V8 350 CID		1982-1983	CHEVROLET G10	5.0L V8 305 CID
	1980-1984	CHEVROLET CAPRICE	3.8L V6 229 CID		1982-1983	CHEVROLET G20	5.0L V8 305 CID
	1980-1984	CHEVROLET EL CAMINO	3.8L V6 229 CID		1982-1983	CHEVROLET MALIBU	4.3L V6 260 CID
	1980-1984	CHEVROLET IMPALA	3.8L V6 229 CID		1982-1983	CHEVROLET MALIBU	5.7L V8 350 CID
	1980-1984	CHEVROLET IMPALA	3.8L V6 3800cc 231 CID		1982-1983	CHEVROLET MONTE CARLO	4.3L V6 260 CID
	1980-1984	CHEVROLET MONTE CARLO	3.8L V6 229 CID		1982-1983	GMC G1500	5.0L V8 305 CID
	1980-1984	CHEVROLET MONTE CARLO	3.8L V6 3800cc 231 CID		1982-1983	GMC G2500	5.0L V8 305 CID
	1980-1984	CHEVROLET MONTE CARLO	5.0L V8 305 CID		1982-1983	OLDSMOBILE 98	4.1L V6 252 CID
	1980-1984	GMC C1500 SUBURBAN	5.7L V8 350 CID		1982-1984	BUICK LESABRE	4.1L V6 252 CID
	1980-1984	GMC CABALLERO	3.8L V6 229 CID		1982-1984	BUICK REGAL	4.1L V6 252 CID
	1980-1984	GMC CABALLERO	3.8L V6 3800cc 231 CID		1982-1984	BUICK REGAL	4.3L V6 260 CID
	1980-1984	GMC CABALLERO	5.0L V8 305 CID		1982-1984	BUICK RIVIERA	4.1L V6 252 CID
	1980-1984	OLDSMOBILE 98	5.0L V8 307 CID		1982-1984	CHEVROLET CAMARO	2.8L V6 173 CID
	1980-1984	OLDSMOBILE 98	5.7L V8 350 CID		1982-1984	CHEVROLET MONTE CARLO	5.7L V8 350 CID
	1980-1984	OLDSMOBILE CUTLASS CALAIS	3.8L V6 3800cc 231 CID		1982-1984	CHEVROLET P20	5.7L V8 350 CID
	1980-1984	OLDSMOBILE CUTLASS CALAIS	5.7L V8 350 CID		1982-1984	CHEVROLET P30	5.7L V8 350 CID
	1980-1984	OLDSMOBILE DELTA 88	5.7L V8 350 CID		1982-1984	GMC G1500	4.1L L6 250 CID
	1980-1985	CHEVROLET C20	5.0L V8 305 CID		1982-1984	GMC P2500	5.7L V8 350 CID
	1980-1985	GMC C2500	5.0L V8 305 CID		1982-1984	GMC P3500	5.7L V8 350 CID
	1980-1985	OLDSMOBILE CUSTOM CRUISER	5.7L V8 350 CID		1982-1984	OLDSMOBILE CUTLASS CALAIS	4.3L V6 260 CID
	1980-1985	OLDSMOBILE CUTLASS SUPREME	5.7L V8 350 CID		1982-1984	OLDSMOBILE CUTLASS CALAIS	5.0L V8 307 CID
	1980-1985	OLDSMOBILE DELTA 88	3.8L V6 3800cc 231 CID		1982-1984	OLDSMOBILE CUTLASS SUPREME	4.3L V6 260 CID
	1980-1985	OLDSMOBILE DELTA 88	5.0L V8 307 CID		1982-1984	OLDSMOBILE TORONADO	4.1L V6 252 CID
	1980-1985	OLDSMOBILE TORONADO	5.0L V8 307 CID		1982-1984	PONTIAC FIREBIRD	2.8L V6 173 CID
	1980-1985	OLDSMOBILE TORONADO	5.7L V8 350 CID		1982-1985	CADILLAC EL DORADO	5.7L V8 350 CID
	1980-1986	CHEVROLET C10	5.0L V8 305 CID		1982-1985	CADILLAC SEVILLE	5.7L V8 350 CID
	1980-1986	CHEVROLET C10 SUBURBAN	5.0L V8 305 CID		1982-1985	CHEVROLET IMPALA	5.0L V8 305 CID
	1980-1986	CHEVROLET C20 SUBURBAN	5.0L V8 305 CID		1982-1985	CHEVROLET IMPALA	5.7L V8 350 CID
	1980-1986	CHEVROLET K5 BLAZER	5.0L V8 305 CID		1982-1985	GMC K1500 SUBURBAN	5.0L V8 305 CID
	1980-1986	CHEVROLET K10 SUBURBAN	5.0L V8 305 CID		1982-1986	CHEVROLET CAMARO	2.5L L4 2474cc 151 CID
	1980-1986	GMC C1500	5.0L V8 305 CID		1982-1986	GMC C2500 SUBURBAN	5.0L V8 305 CID
	1980-1986	GMC C1500 SUBURBAN	5.0L V8 305 CID		1982-1986	PONTIAC FIREBIRD	2.5L L4 2474cc 151 CID
	1980-1986	GMC C2500 SUBURBAN	5.7L V8 350 CID		1982-1988	CHEVROLET CAPRICE	5.0L V8 305 CID
	1980-1986	GMC JIMMY	5.0L V8 305 CID		1982-1988	OLDSMOBILE CUTLASS SUPREME	5.0L V8 307 CID
	1980-1986	PONTIAC BONNEVILLE	3.8L V6 3800cc 231 CID		1983-1984	CHEVROLET EL CAMINO	5.7L V8 350 CID
	1980-1987	OLDSMOBILE CUTLASS SUPREME	3.8L V6 3800cc 231 CID		1983-1984	CHEVROLET P20	4.8L L6 292 CID
	1980-1987	PONTIAC GRAND PRIX	3.8L V6 3800cc 231 CID		1983-1984	CHEVROLET P30	4.8L L6 292 CID
	1980-1990	OLDSMOBILE CUSTOM CRUISER	5.0L V8 307 CID		1983-1984	GMC CABALLERO	5.7L V8 350 CID
	1981	BUICK CENTURY	3.8L V6 3800cc 231 CID		1983-1984	GMC P2500	4.8L L6 292 CID
	1981	BUICK CENTURY	4.3L V8 265 CID		1983-1984	GMC P3500	4.8L L6 292 CID
	1981	BUICK CENTURY	5.7L V8 350 CID		1983-1985	PONTIAC PARISIENNE	5.7L V8 350 CID
	1981	BUICK REGAL	4.3L V8 265 CID		1983-1986	PONTIAC BONNEVILLE	5.0L V8 305 CID
	1981	PONTIAC BONNEVILLE	5.0L V8 307 CID		1983-1986	PONTIAC PARISIENNE	5.0L V8 305 CID
	1981	PONTIAC CATALINA	5.0L V8 307 CID		1984	PONTIAC PARISIENNE	3.8L V6 3800cc 231 CID
	1981-1982	CADILLAC EL DORADO	4.1L V6 252 CID		1984-1991	JEEP GRAND WAGONEER	5.9L V8 360 CID
1981-1983	AMERICAN MOTORS CONCORD	4.2L L6 258 CID	1985	BUICK REGAL	5.0L V8 305 CID		
1981-1983	AMERICAN MOTORS SPIRIT	4.2L L6 258 CID	1985	CHEVROLET IMPALA	4.3L V6 262 CID		
1981-1983	BUICK ESTATE WAGON	5.0L V8 307 CID	1985	CHEVROLET K20	4.3L V6 262 CID		
1981-1983	BUICK ESTATE WAGON	5.7L V8 350 CID	1985	CHEVROLET K20	5.0L V8 305 CID		
1981-1983	OLDSMOBILE CUTLASS CRUISER	5.0L V8 307 CID	1985	GMC K2500	4.3L V6 262 CID		
1981-1984	CHEVROLET C10	5.7L V8 350 CID	1985	OLDSMOBILE CUTLASS SALON	5.7L V8 350 CID		
1981-1984	CHEVROLET C20 SUBURBAN	5.7L V8 350 CID	1985-1986	CHEVROLET C10	4.3L V6 262 CID		
1981-1984	CHEVROLET K5 BLAZER	5.7L V8 350 CID	1985-1986	CHEVROLET C20	4.3L V6 262 CID		
1981-1984	CHEVROLET K10	5.7L V8 350 CID	1985-1986	CHEVROLET K10	4.3L V6 262 CID		
1981-1984	CHEVROLET K10 SUBURBAN	5.7L V8 350 CID	1985-1986	CHEVROLET K20 SUBURBAN	5.0L V8 305 CID		
1981-1984	CHEVROLET K20 SUBURBAN	5.7L V8 350 CID	1985-1986	GMC C1500	4.3L V6 262 CID		
1981-1984	GMC C1500	5.7L V8 350 CID	1985-1986	GMC C2500	4.3L V6 262 CID		
1981-1984	GMC C2500	5.7L V8 350 CID	1985-1986	GMC K1500	4.3L V6 262 CID		
1981-1984	GMC JIMMY	5.7L V8 350 CID	1985-1986	PONTIAC PARISIENNE	4.3L V6 262 CID		
1981-1984	GMC K1500	5.7L V8 350 CID	1985-1987	CHEVROLET EL CAMINO	4.3L V6 262 CID		
1981-1984	GMC K1500 SUBURBAN	5.7L V8 350 CID	1985-1987	GMC CABALLERO	4.3L V6 262 CID		
1981-1984	GMC K2500	5.7L V8 350 CID	1985-1987	OLDSMOBILE CUTLASS SALON	3.8L V6 3800cc 231 CID		
1981-1984	GMC K2500 SUBURBAN	5.7L V8 350 CID	1985-1987	OLDSMOBILE CUTLASS SALON	5.0L V8 307 CID		
1981-1984	GMC K3500	5.7L V8 350 CID	1985-1987	PONTIAC GRAND PRIX	5.0L V8 305 CID		
1981-1984	PONTIAC GRAND PRIX	5.7L V8 350 CID	1985-1988	CHEVROLET CAPRICE	4.3L V6 262 CID		
1981-1985	BUICK ELECTRA	5.7L V8 350 CID	1985-1988	CHEVROLET MONTE CARLO	4.3L V6 262 CID		
1981-1985	BUICK LESABRE	3.8L V6 3800cc 231 CID	1986	CADILLAC FLEETWOOD	5.0L V8 307 CID		
1981-1985	BUICK LESABRE	5.7L V8 350 CID	1986	CHEVROLET C10	5.7L V8 350 CID		
1981-1985	BUICK RIVIERA	3.8L V6 3800cc 231 CID	1986	CHEVROLET C10 SUBURBAN	5.7L V8 350 CID		
1981-1985	BUICK RIVIERA	5.0L V8 307 CID	1986	CHEVROLET C20 SUBURBAN	5.7L V8 350 CID		
1981-1985	BUICK RIVIERA	5.7L V8 350 CID	1986	CHEVROLET K5 BLAZER	5.7L V8 350 CID		
1981-1986	CHEVROLET C20	5.7L V8 350 CID	1986	CHEVROLET K10	5.7L V8 350 CID		
1981-1986	CHEVROLET C30	5.7L V8 350 CID	1986	CHEVROLET K10 SUBURBAN	5.7L V8 350 CID		
1981-1986	CHEVROLET K10	5.0L V8 305 CID	1986	CHEVROLET K20 SUBURBAN	5.7L V8 350 CID		
1981-1986	CHEVROLET K20	5.7L V8 350 CID	1986	GMC C1500	5.7L V8 350 CID		
1981-1986	CHEVROLET K30	5.7L V8 350 CID	1986	GMC C1500 SUBURBAN	5.7L V8 350 CID		
1981-1986	GMC C3500	5.7L V8 350 CID	1986	GMC C2500	5.7L V8 350 CID		

USMW	Years	Application	Engine	USMW	Years	Application	Engine
22049	1986	GMC C3500	5.0L V8 305 CID	22052	1982-1993	CHEVROLET P30	6.2L V8 379 CID
	1986	GMC K1500	5.7L V8 350 CID		1982-1993	GMC P3500	6.2L V8 379 CID
	1986	GMC K1500 SUBURBAN	5.7L V8 350 CID		1983	CHEVROLET K20 SUBURBAN	6.2L V8 379 CID
	1986	GMC K2500	5.7L V8 350 CID		1983	CHEVROLET K30	6.2L V8 379 CID
	1986	GMC K2500 SUBURBAN	5.7L V8 350 CID		1983	GMC K2500	6.2L V8 379 CID
	1986	GMC K3500	5.7L V8 350 CID		1983-1986	CHEVROLET C20	6.2L V8 379 CID
	1986	PONTIAC BONNEVILLE	4.3L V6 262 CID		1983-1986	CHEVROLET C20 SUBURBAN	6.2L V8 379 CID
	1986	PONTIAC PARISIENNE	5.0L V8 307 CID		1983-1986	CHEVROLET C30	6.2L V8 379 CID
	1986-1987	BUICK REGAL	5.0L V8 307 CID		1983-1986	CHEVROLET K20	6.2L V8 379 CID
	1986-1987	PONTIAC GRAND PRIX	4.3L V6 262 CID		1983-1986	GMC K2500 SUBURBAN	6.2L V8 379 CID
	1986-1988	GMC JIMMY	5.7L V8 350 CID		1983-1993	CHEVROLET G20	6.2L V8 379 CID
	1986-1990	CHEVROLET CAPRICE	5.0L V8 307 CID		1983-1993	CHEVROLET G30	6.2L V8 379 CID
	1987	CHEVROLET R10	4.3L V6 262 CID		1983-1993	GMC G2500	6.2L V8 379 CID
	1987	CHEVROLET R10	5.0L V8 305 CID		1983-1993	GMC G3500	6.2L V8 379 CID
	1987	CHEVROLET R10	5.7L V8 350 CID		1983-1996	FORD F-250	7.5L V8 460 CID
	1987	CHEVROLET R10 SUBURBAN	5.0L V8 305 CID		1983-1997	FORD F-350	7.5L V8 460 CID
	1987	CHEVROLET R20	4.3L V6 262 CID		1984-1986	GMC C2500 SUBURBAN	6.2L V8 379 CID
	1987	CHEVROLET R20	5.0L V8 305 CID		1984-1986	GMC C3500	6.2L V8 379 CID
	1987	CHEVROLET V10	4.3L V6 262 CID		1985-1986	CHEVROLET K20 SUBURBAN	6.2L V8 379 CID
	1987	CHEVROLET V10	5.0L V8 305 CID		1985-1986	CHEVROLET K30	6.2L V8 379 CID
	1987	CHEVROLET V10	5.7L V8 350 CID		1985-1986	GMC C2500	6.2L V8 379 CID
	1987	CHEVROLET V20	5.7L V8 350 CID		1985-1986	GMC K2500	6.2L V8 379 CID
	1987	GMC R1500	4.3L V6 262 CID		1985-1986	GMC K3500	6.2L V8 379 CID
	1987	GMC R1500	5.0L V8 305 CID		1987	CHEVROLET R10	6.2L V8 379 CID
	1987	GMC R1500	5.7L V8 350 CID		1987	CHEVROLET V10	6.2L V8 379 CID
	1987	GMC R1500 SUBURBAN	5.0L V8 305 CID		1987	CHEVROLET V20	6.2L V8 379 CID
	1987	GMC R2500	4.3L V6 262 CID		1987	GMC R1500	6.2L V8 379 CID
	1987	GMC R2500	5.0L V8 305 CID		1987	GMC V1500	6.2L V8 379 CID
	1987	GMC V1500	4.3L V6 262 CID		1987	GMC V2500	6.2L V8 379 CID
	1987	GMC V1500	5.0L V8 305 CID		1987-1988	CHEVROLET R10 SUBURBAN	6.2L V8 379 CID
	1987	GMC V1500	5.7L V8 350 CID		1987-1988	CHEVROLET R20	6.2L V8 379 CID
	1987	GMC V2500	5.7L V8 350 CID		1987-1988	CHEVROLET R20 SUBURBAN	6.2L V8 379 CID
	1987-1988	CHEVROLET BLAZER	5.7L V8 350 CID		1987-1988	CHEVROLET R30	6.2L V8 379 CID
	1987-1988	CHEVROLET R10 SUBURBAN	5.7L V8 350 CID		1987-1988	CHEVROLET V10 SUBURBAN	6.2L V8 379 CID
	1987-1988	CHEVROLET R20	5.7L V8 350 CID		1987-1988	CHEVROLET V20 SUBURBAN	6.2L V8 379 CID
	1987-1988	CHEVROLET R20 SUBURBAN	5.7L V8 350 CID		1987-1988	CHEVROLET V30	6.2L V8 379 CID
	1987-1988	CHEVROLET R30	5.7L V8 350 CID		1987-1989	GMC R2500	6.2L V8 379 CID
	1987-1988	CHEVROLET V10 SUBURBAN	5.7L V8 350 CID		1987-1991	CHEVROLET BLAZER	6.2L V8 379 CID
	1987-1988	CHEVROLET V20 SUBURBAN	5.7L V8 350 CID		1987-1991	GMC R1500 SUBURBAN	6.2L V8 379 CID
	1987-1988	CHEVROLET V30	5.7L V8 350 CID		1987-1991	GMC R2500 SUBURBAN	6.2L V8 379 CID
	1987-1988	GMC R1500 SUBURBAN	5.7L V8 350 CID		1987-1991	GMC R3500	6.2L V8 379 CID
	1987-1988	GMC V1500 SUBURBAN	5.7L V8 350 CID		1987-1991	GMC V1500 SUBURBAN	6.2L V8 379 CID
	1987-1989	GMC R2500	5.7L V8 350 CID		1987-1991	GMC V2500 SUBURBAN	6.2L V8 379 CID
	1987-1989	PONTIAC SAFARI	5.0L V8 307 CID		1987-1991	GMC V3500	6.2L V8 379 CID
	1987-1990	GMC R2500 SUBURBAN	5.7L V8 350 CID		1989	CHEVROLET R2500	6.2L V8 379 CID
	1987-1990	GMC V2500 SUBURBAN	5.7L V8 350 CID		1989-1991	CHEVROLET R1500 SUBURBAN	6.2L V8 379 CID
	1987-1991	GMC R3500	5.7L V8 350 CID		1989-1991	CHEVROLET R2500 SUBURBAN	6.2L V8 379 CID
	1987-1991	GMC V3500	5.7L V8 350 CID		1989-1991	CHEVROLET R3500	6.2L V8 379 CID
	1989	CHEVROLET R2500	5.7L V8 350 CID		1989-1991	CHEVROLET V1500 SUBURBAN	6.2L V8 379 CID
	1989-1990	CHEVROLET R2500 SUBURBAN	5.7L V8 350 CID		1989-1991	CHEVROLET V2500 SUBURBAN	6.2L V8 379 CID
	1989-1990	CHEVROLET V2500 SUBURBAN	5.7L V8 350 CID		1989-1991	CHEVROLET V3500	6.2L V8 379 CID
	1989-1991	CHEVROLET R3500	5.7L V8 350 CID		1990-1997	FORD F SUPER DUTY	7.5L V8 460 CID
1989-1991	CHEVROLET V3500	5.7L V8 350 CID	1992-1993	AM GENERAL HUMMER	6.2L V8 379 CID		
1992	DODGE D250	5.9L V8 360 CID	1992-1996	FORD E-350 ECONOLINE	7.5L V8 460 CID		
1992	DODGE D350	5.9L V8 360 CID	1992-1996	FORD E-350 ECONOLINE CLUB WAGON	7.5L V8 460 CID		
1992	DODGE RAMCHARGER	5.9L V8 360 CID					
1992	DODGE W250	5.9L V8 360 CID					
1992	DODGE W350	5.9L V8 360 CID					
22050	1970-1974	CHEVROLET CORVETTE	7.4L V8 454 CID	22054	1960	DODGE DART	6.3L V8 383 CID
	1970-1974	CHEVROLET CORVETTE	7.4L V8 7439cc 454 CID		1960-1961	DODGE DART	5.9L V8 361 CID
	1970-1974	CHEVROLET CORVETTE	7.4L V8 7441cc 454 CID		1960-1961	DODGE POLARA	5.2L V8 5212cc 318 CID
22051	1990-1995	CHEVROLET P30	4.3L V6 262 CID		1960-1962	DODGE DART	5.2L V8 318 CID
	1990-1995	GMC P3500	4.3L V6 262 CID		1960-1962	DODGE DART	5.2L V8 5212cc 318 CID
22052	1970-1974	CHEVROLET CORVETTE	7.4L V8 454 CID		1960-1962	DODGE DART	5.9L V8 5917cc 361 CID
	1970-1974	CHEVROLET CORVETTE	7.4L V8 7439cc 454 CID		1960-1962	DODGE DART	6.3L V8 6286cc 383 CID
	1970-1974	CHEVROLET CORVETTE	7.4L V8 7441cc 454 CID		1960-1962	DODGE POLARA	5.9L V8 5917cc 361 CID
	1970-1974	CHEVROLET CORVETTE	7.4L V8 7441cc 454 CID		1960-1971	DODGE POLARA	6.3L V8 6286cc 383 CID
	1975	FORD F-350	5.0L V8 302 CID		1963	DODGE POLARA	6.3L V8 383 CID
	1975-1976	FORD ELITE	7.5L V8 460 CID		1963-1973	DODGE POLARA	5.2L V8 5212cc 318 CID
	1975-1979	FORD F-150	7.5L V8 460 CID		1965-1966	DODGE CORONET	5.9L V8 361 CID
	1975-1979	FORD F-250	7.5L V8 460 CID		1965-1966	DODGE CORONET	5.9L V8 5917cc 361 CID
	1975-1979	FORD F-350	7.5L V8 460 CID		1965-1967	DODGE CORONET	5.2L V8 318 CID
	1977-1978	FORD F-350	5.0L V8 302 CID		1965-1967	DODGE CORONET	6.3L V8 383 CID
	1980	FORD E-250 ECONOLINE	7.5L V8 460 CID		1965-1971	DODGE CORONET	6.3L V8 6286cc 383 CID
	1980-1983	FORD E-250 ECONOLINE CLUB WAGON	7.5L V8 460 CID		1965-1971	DODGE MONACO	6.3L V8 6286cc 383 CID
	1980-1983	FORD E-350 ECONOLINE	7.5L V8 460 CID		1965-1973	DODGE CORONET	5.2L V8 5212cc 318 CID
	1980-1983	FORD E-350 ECONOLINE CLUB WAGON	7.5L V8 460 CID	1966	DODGE CHARGER	5.9L V8 5917cc 361 CID	
	1982-1986	CHEVROLET C10	6.2L V8 379 CID	1966-1967	DODGE CORONET	7.2L V8 440 CID	
	1982-1986	CHEVROLET C10 SUBURBAN	6.2L V8 379 CID	1966-1971	DODGE CHARGER	6.3L V8 6286cc 383 CID	
	1982-1986	CHEVROLET K5 BLAZER	6.2L V8 379 CID	1966-1973	DODGE POLARA	7.2L V8 7211cc 440 CID	
	1982-1986	CHEVROLET K10	6.2L V8 379 CID	1966-1974	DODGE CHARGER	5.2L V8 5212cc 318 CID	
	1982-1986	CHEVROLET K10 SUBURBAN	6.2L V8 379 CID	1966-1974	DODGE MONACO	7.2L V8 7211cc 440 CID	
	1982-1986	GMC C1500	6.2L V8 379 CID	1967	DODGE DART	6.3L V8 383 CID	
	1982-1986	GMC C1500 SUBURBAN	6.2L V8 379 CID	1967	DODGE MONACO	7.2L V8 440 CID	
	1982-1986	GMC K1500	6.2L V8 379 CID	1967-1969	DODGE DART	6.3L V8 6286cc 383 CID	
	1982-1986	GMC K1500 SUBURBAN	6.2L V8 379 CID	1967-1974	DODGE CHARGER	7.2L V8 7211cc 440 CID	
	1982-1986	GMC K1500 SUBURBAN	6.2L V8 379 CID	1967-1974	DODGE CORONET	7.2L V8 7211cc 440 CID	
	1982-1989	CHEVROLET P20	6.2L V8 379 CID	1968-1973	DODGE DART	5.2L V8 5212cc 318 CID	
	1982-1989	GMC P2500	6.2L V8 379 CID	1968-1973	DODGE DART	5.6L V8 5572cc 340 CID	
	1982-1991	GMC JIMMY	6.2L V8 379 CID	1968-1973	DODGE MONACO	5.2L V8 5212cc 318 CID	



FAN CLUTCH BUYERS GUIDE



USMWW	Years	Application	Engine	USMWW	Years	Application	Engine	
22054	1969	DODGE CHARGER	5.2L V8 318 CID	22060	1984-1991	FORD E-250 ECONOLINE CLUB WAGON	7.5L V8 460 CID	
	1969	DODGE CHARGER	6.3L V8 383 CID		1984-1991	FORD E-350 ECONOLINE	7.5L V8 460 CID	
	1969	DODGE CHARGER	7.2L V8 440 CID		1984-1991	FORD E-350 ECONOLINE CLUB WAGON	7.5L V8 460 CID	
	1970	DODGE CHALLENGER	7.2L V8 7212cc 440 CID		1986-1990	FORD BRONCO II	2.9L V6 177 CID	
	1970	DODGE CORONET	7.2L V8 7212cc 440 CID		1986-1992	FORD RANGER	2.9L V6 177 CID	
	1970	DODGE POLARA	5.2L V8 318 CID		22061	1983	FORD E-100 ECONOLINE	4.9L L6 4917cc 300 CID
	1970	DODGE POLARA	6.3L V8 383 CID			1983	FORD E-100 ECONOLINE CLUB WAGON	4.9L L6 4917cc 300 CID
	1970	DODGE POLARA	7.2L V8 440 CID		1983-1986	FORD F-100	4.9L L6 4917cc 300 CID	
	1970-1971	DODGE CHALLENGER	6.3L V8 6286cc 383 CID		1983-1986	FORD E-150 ECONOLINE	4.9L L6 4917cc 300 CID	
	1970-1972	DODGE CHALLENGER	7.2L V8 7211cc 440 CID		1983-1986	FORD E-150 ECONOLINE CLUB WAGON	4.9L L6 4917cc 300 CID	
	1970-1973	DODGE CHALLENGER	5.2L V8 5212cc 318 CID		1983-1986	FORD E-250 ECONOLINE	4.9L L6 4917cc 300 CID	
	1970-1973	DODGE CHALLENGER	5.6L V8 5572cc 340 CID		1983-1986	FORD E-250 ECONOLINE CLUB WAGON	4.9L L6 4917cc 300 CID	
	1970-1973	DODGE CHARGER	5.6L V8 5572cc 340 CID		1983-1986	FORD E-350 ECONOLINE	4.9L L6 4917cc 300 CID	
	1970-1973	DODGE CORONET	5.6L V8 5572cc 340 CID		1983-1986	FORD E-350 ECONOLINE CLUB WAGON	4.9L L6 4917cc 300 CID	
	1970-1973	DODGE POLARA	7.2L V8 7212cc 440 CID		22063	1983-1986	FORD F-150	4.9L L6 4917cc 300 CID
	1970-1974	DODGE CHARGER	7.2L V8 7212cc 440 CID			1983-1986	FORD F-250	4.9L L6 4917cc 300 CID
	1970-1974	DODGE MONACO	7.2L V8 7212cc 440 CID		1983-1986	FORD F-350	4.9L L6 4917cc 300 CID	
	1971-1973	DODGE CHALLENGER	5.9L V8 360 CID		1984-1986	FORD BRONCO	4.9L L6 4917cc 300 CID	
	1971-1973	DODGE CORONET	5.9L V8 360 CID		1987-1988	LAND ROVER RANGE ROVER	3.5L V8 3532cc 216 CID	
	1971-1973	DODGE MONACO	5.9L V8 360 CID		1989-1992	LAND ROVER RANGE ROVER	3.9L V8 3947cc	
	1971-1978	DODGE CHARGER	5.9L V8 360 CID		1993-1995	LAND ROVER RANGE ROVER	3.9L V8 3950cc	
	1972-1973	DODGE DART	5.9L V8 360 CID		1993-1995	LAND ROVER RANGE ROVER	4.2L V8 4200cc	
	1972-1973	DODGE POLARA	5.6L V8 5572cc 340 CID		22064	1986-1997	FORD AEROSTAR	3.0L V6 2986cc 182 CID
	1972-1973	DODGE POLARA	5.9L V8 360 CID			1991-1994	FORD RANGER	3.0L V6 2986cc 182 CID
	1972-1974	DODGE CORONET	7.2L V8 7212cc 440 CID		1994	MAZDA B3000	3.0L V6 2986cc 182 CID	
	1974	DODGE B100 VAN	7.2L V8 440 CID		22065	1985	FORD RANGER	2.3L L4 140 CID
	1974	DODGE B100 VAN	7.2L V8 7211cc 440 CID			1986	FORD AEROSTAR	2.8L V6 171 CID
	1974	DODGE B100 VAN	7.2L V8 7212cc 440 CID		22067	1988-1989	MERKUR SCORPIO	2.9L V6 177 CID
	1974	DODGE B200 VAN	7.2L V8 7211cc 440 CID			22068	1988-1989	SUZUKI SAMURAI
	1974	DODGE B200 VAN	7.2L V8 7212cc 440 CID		1989		SUZUKI SIDEKICK	1.3L L4 1325cc 81 CID
	1974	DODGE B200 VAN	7.2L V8 7212cc 440 CID		1989-1997	GEO TRACKER	1.6L L4 1588cc 98 CID	
	1974	DODGE B300 VAN	7.2L V8 7211cc 440 CID		1989-1998	SUZUKI SIDEKICK	1.6L L4 1590cc 97 CID	
	1974	DODGE W100 PICKUP	7.2L V8 440 CID		1990-1995	SUZUKI SAMURAI	1.3L L4 1298cc 79 CID	
	1974	DODGE W100 PICKUP	7.2L V8 7212cc 440 CID		1996-1998	SUZUKI X-90	1.6L L4 1590cc 97 CID	
	1975-1976	DODGE CORONET	7.2L V8 440 CID		1998-2000	CHEVROLET TRACKER	1.6L L4 1588cc 98 CID	
	1975-1977	DODGE W100	7.2L V8 440 CID		1999-2001	SUZUKI VITARA	1.6L L4 1590cc 97 CID	
	1975-1978	DODGE B200	7.2L V8 440 CID		22070	1983-1984	FORD THUNDERBIRD	5.0L V8 302 CID
	1975-1978	DODGE B300	7.2L V8 440 CID			1983-1985	MERCURY COUGAR	5.0L V8 302 CID
	1975-1978	DODGE CHARGER	5.2L V8 318 CID		1989-1993	DODGE D250	5.9L L6 359 CID	
	1975-1978	DODGE MONACO	7.2L V8 440 CID		1989-1993	DODGE D350	5.9L L6 359 CID	
	1975-1978	DODGE W200	7.2L V8 440 CID		1989-1993	DODGE W250	5.9L L6 359 CID	
	1975-1978	DODGE W300	7.2L V8 440 CID		1989-1993	DODGE W350	5.9L L6 359 CID	
	1975-1978	PLYMOUTH TRAILDUSTER	7.2L V8 440 CID		1994-1999	DODGE RAM 2500	5.9L L6 359 CID	
	1976-1979	DODGE ASPEN	5.2L V8 318 CID		1994-1999	DODGE RAM 3500	5.9L L6 359 CID	
	1976-1979	DODGE ASPEN	5.9L V8 360 CID		2009	CHRYSLER ASPEN	5.7L V8 345 CID	
	1977	BUICK CENTURY	5.0L V8 305 CID		22071	1975-1976	BMW 3.0SI	3.0L L6 2985cc
	1977	BUICK CENTURY	6.6L V8 403 CID			1975-1977	BMW 530I	3.0L L6 2985cc
1977-1979	FORD F-150	6.6L V8 400 CID	1977	BMW 630CSI	3.0L L6 2985cc			
1977-1979	FORD F-250	6.6L V8 400 CID	1977-1979	BMW 320I	2.0L L4 1990cc 121 CID			
1977-1979	FORD F-350	6.6L V8 400 CID	1978-1984	BMW 633CSI	3.2L L6 3210cc			
1982	FORD E-350 ECONOLINE	5.0L V8 302 CID	1978-1984	BMW 733I	3.2L L6 3210cc			
1982-1986	FORD E-150 ECONOLINE	5.0L V8 302 CID	1979-1981	BMW 528I	2.8L L6 2788cc			
1982-1986	FORD E-150 ECONOLINE CLUB WAGON	5.0L V8 302 CID	1982-1988	BMW 528E	2.7L L6 2693cc			
1982-1986	FORD E-250 ECONOLINE	5.0L V8 302 CID	1983-1984	BMW 533I	3.2L L6 3210cc			
1983	FORD E-100 ECONOLINE	5.0L V8 302 CID	1984-1985	BMW 318I	1.8L L4 1766cc 107 CID			
1983	FORD E-100 ECONOLINE CLUB WAGON	5.0L V8 302 CID	1984-1987	BMW 325E	2.7L L6 2693cc			
1983	FORD F-100	5.0L V8 302 CID	1985-1986	BMW 524TD	2.4L L6 2443cc			
1983-1985	FORD E-250 ECONOLINE	5.8L V8 351 CID	1985-1987	BMW 735I	3.5L L6 3430cc			
1983-1985	FORD E-250 ECONOLINE CLUB WAGON	5.8L V8 351 CID	1985-1988	BMW 535I	3.5L L6 3430cc			
1983-1985	FORD E-350 ECONOLINE	5.8L V8 351 CID	1985-1989	BMW 635CSI	3.5L L6 3430cc			
1983-1985	FORD E-350 ECONOLINE CLUB WAGON	5.8L V8 351 CID	1986-1987	BMW 325ES	2.7L L6 2693cc			
1983-1986	FORD E-150 ECONOLINE	5.8L V8 351 CID	1986-1987	BMW L7	3.5L L6 3430cc			
1983-1986	FORD E-150 ECONOLINE CLUB WAGON	5.8L V8 351 CID	1986-1988	BMW 325	2.7L L6 2693cc			
1983-1986	FORD F-150	5.0L V8 302 CID	1987	BMW L6	3.5L L6 3430cc			
1983-1986	FORD F-250	5.0L V8 302 CID	1987-1988	BMW M6	3.5L L6 3453cc			
1984-1986	FORD BRONCO	5.0L V8 302 CID	1987-1991	BMW 325IS	2.5L L6 2494cc 152 CID			
22056	1985	CHEVROLET S10	2.5L L4 2474cc 151 CID	1987-1993	BMW 325I	2.5L L6 2494cc 152 CID		
	1985	CHEVROLET S10 BLAZER	2.5L L4 2474cc 151 CID	1988	BMW 535IS	3.5L L6 3430cc		
	1985	GMC S15	2.5L L4 2474cc 151 CID	1988	BMW M5	3.5L L6 3453cc		
	1985	GMC S15 JIMMY	2.5L L4 2474cc 151 CID	1988-1991	BMW 325IX	2.5L L6 2494cc 152 CID		
22059	2009	DODGE RAM 3500	5.7L V8 345 CID	1988-1991	BMW M3	2.3L L4 2302cc		
	2009-2010	DODGE RAM 1500	5.7L V8 345 CID	1989-1990	BMW 525I	2.5L L6 2494cc 152 CID		
	2009-2010	DODGE RAM 2500	5.7L V8 345 CID	1991-1995	BMW 318I	1.8L L4 1796cc		
	2011-2017	RAM 1500	5.7L V8 345 CID	1991-1995	BMW 318IS	1.8L L4 1796cc		
	2011-2017	RAM 2500	5.7L V8 345 CID	1995	BMW 318TI	1.8L L4 1796cc		
	2011-2017	RAM 3500	5.7L V8 345 CID	1996-1997	BMW 318IS	1.9L L4 1895cc		
	2014-2015	RAM 1500	3.0L V6 2987cc 182 CID	1996-1998	BMW 318I	1.9L L4 1895cc		
22060	1980	CHEVROLET CORVETTE	5.0L V8 305 CID	1996-1999	BMW Z3	1.9L L4 1895cc		
	1980-1981	CHEVROLET CORVETTE	5.7L V8 350 CID	1996-1999	BMW 318TI	1.9L L4 1895cc		
	1983-1985	FORD RANGER	2.8L V6 171 CID	1994-1996	HONDA PASSPORT	2.6L L4 2559cc		
	1984-1985	FORD BRONCO II	2.8L V6 171 CID	1994-1997	ISUZU RODEO	2.6L L4 2559cc		
22062	1983-1985	FORD RANGER	2.8L V6 171 CID	22072	1983-1985	DODGE POWER RAM 50	2.3L L4 2346cc	
	1983-1985	FORD RANGER	2.8L V6 171 CID		1983-1985	DODGE RAM 50	2.3L L4 2346cc 143 CID	
	1983-1985	FORD BRONCO II	2.8L V6 171 CID		1983-1985	MITSUBISHI MIGHTY MAX	2.3L L4 2346cc 143 CID	
	1983-1985	FORD BRONCO II	2.8L V6 171 CID		1989	DODGE RAIDER	3.0L V6 2972cc 181 CID	

FAN CLUTCHES

USMWW	Years	Application	Engine	USMWW	Years	Application	Engine	
22073	1989-1996	MITSUBISHI MONTERO	3.0L V6 2972cc 181 CID	22088	1987-1988	NISSAN VAN	2.4L L4 2389cc	
	1990-1991	DODGE RAM 50	3.0L V6 2972cc 181 CID	22089	1974	NISSAN 610	2.0L L4 1952cc 119 CID	
	1990-1994	MITSUBISHI MIGHTY MAX	3.0L V6 2972cc 181 CID	1974-1976	NISSAN 610		2.0L L4 1952cc	
	1994-2000	MITSUBISHI MONTERO	3.5L V6 3497cc 215 CID	1975-1977	NISSAN 710		2.0L L4 1952cc	
	1999-2002	MITSUBISHI MONTERO SPORT	3.5L V6 3497cc 215 CID	1975-1979	NISSAN 620		2.0L L4 1952cc	
22074	1993-1997	TOYOTA LAND CRUISER	4.5L L6 4477cc	1977-1981	NISSAN 200SX		2.0L L4 1952cc	
	1996-1997	LEXUS LX450	4.5L L6 4477cc	1978-1981	NISSAN 510		2.0L L4 1952cc	
22075	1991-1997	TOYOTA PREVIA	2.4L L4 2438cc	1980	NISSAN 720		2.0L L4 1952cc	
22076	1975-1987	TOYOTA LAND CRUISER	4.2L L6 4227cc	1981-1983	NISSAN 720		2.2L L4 2187cc	
	1988-1992	TOYOTA LAND CRUISER	4.0L L6 3956cc	1982-1983	NISSAN 200SX		2.2L L4 2187cc	
	1988-1994	TOYOTA 4RUNNER	3.0L V6 2959cc	1983-1986	NISSAN 720		2.0L L4 1952cc	
	1988-1995	TOYOTA PICKUP	3.0L V6 2959cc	1983-1986	NISSAN 720		2.4L L4 2389cc	
	1992-1997	ISUZU TROOPER	3.2L V6 3165cc	1984-1988	NISSAN 200SX		2.0L L4 1974cc	
	1993-1994	TOYOTA T100	3.0L V6 2959cc	1986-1989	NISSAN D21		2.4L L4 2389cc	
	1993-1997	ISUZU RODEO	3.2L V6 3165cc	1987	NISSAN PATHFINDER		2.4L L4 2389cc	
	1994-1997	HONDA PASSPORT	3.2L V6 3165cc	22090	1989-1993	MAZDA B2600	2.6L L4 2606cc	
	1996-1997	ACURA SLX	3.2L V6 3165cc		1989-1994	MAZDA MPV		2.6L L4 2606cc
22078	1995-1996	MAZDA B3000	3.0L V6 2986cc 182 CID	22091	1990-1994	NISSAN D21	3.0L V6 2960cc 181 CID	
	1995-2008	FORD RANGER	3.0L V6 2986cc 182 CID	1990-1995	NISSAN PATHFINDER		3.0L V6 2960cc 181 CID	
	1998-2007	MAZDA B3000	3.0L V6 2986cc 182 CID	1990-1996	NISSAN 300ZX		3.0L V6 2960cc	
				1995	NISSAN PICKUP		3.0L V6 2960cc 181 CID	
22080	1971-1974	TOYOTA COROLLA	1.6L L4 1588cc 97 CID	2009-2015	NISSAN NP300		2.5L L4 2488cc 152 CID	
	1971-1979	TOYOTA COROLLA	1.6L L4 1588cc	1978-1983	DODGE CHALLENGER		2.6L L4 2555cc 156 CID	
	1972-1973	TOYOTA CARINA	1.6L L4 1588cc	1978-1983	PLYMOUTH SAPPORO		2.6L L4 2555cc 156 CID	
	1973	TOYOTA CARINA	1.6L L4 1588cc 97 CID	1979-1980	PLYMOUTH ARROW		2.6L L4 2555cc 156 CID	
	1980-1982	TOYOTA COROLLA	1.8L L4 1770cc	1980	DODGE COLT		2.6L L4 2555cc 156 CID	
	1983-1987	TOYOTA COROLLA	1.6L L4 1587cc	1980	DODGE D50		2.0L L4 1995cc 122 CID	
22081	1975-1980	TOYOTA CELICA	2.2L L4 2189cc	1980-1982	DODGE D50		2.6L L4 2555cc 156 CID	
	1975-1980	TOYOTA CORONA	2.2L L4 2189cc	1980-1982	PLYMOUTH ARROW PICKUP		2.0L L4 1997cc 122 CID	
	1975-1980	TOYOTA PICKUP	2.2L L4 2189cc	1980-1982	PLYMOUTH ARROW PICKUP		2.6L L4 2555cc 156 CID	
	1981-1982	TOYOTA CORONA	2.4L L4 2366cc	1981-1982	DODGE D50		2.0L L4 1997cc 122 CID	
	1981-1985	TOYOTA CELICA	2.4L L4 2366cc	1983	DODGE RAM 50		2.0L L4 1997cc 122 CID	
	1981-1995	TOYOTA PICKUP	2.4L L4 2366cc	1983-1984	DODGE POWER RAM 50		2.6L L4 2555cc	
	1984-1995	TOYOTA 4RUNNER	2.4L L4 2366cc	1983-1987	NISSAN STARION		2.6L L4 2555cc 156 CID	
	22082	1970-1973	NISSAN 240Z	2.4L L6 2393cc	1983-1989	DODGE RAM 50		2.6L L4 2555cc 156 CID
		1970-1973	NISSAN 240Z	2.4L L6 2393cc 146 CID	1983-1989	MITSUBISHI MIGHTY MAX		2.6L L4 2555cc 156 CID
		1974	NISSAN 260Z	2.6L L6 2565cc 156 CID	1983-1989	MITSUBISHI MONTERO		2.6L L4 2555cc 156 CID
	1974	NISSAN 260Z	2.6L L6 2565cc 157 CID	1984-1986	DODGE CONQUEST		2.6L L4 2555cc 156 CID	
	1974-1975	NISSAN 260Z	2.6L L6 2565cc	1984-1986	PLYMOUTH CONQUEST		2.6L L4 2555cc 156 CID	
	1975-1978	NISSAN 280Z	2.8L L6 2753cc	1985-1986	DODGE POWER RAM 50		2.6L L4 2555cc 156 CID	
	1977-1981	NISSAN 810	2.4L L6 2393cc	1987	CHRYSLER CONQUEST		2.6L L4 2555cc 156 CID	
	1979-1983	NISSAN 280ZX	2.8L L6 2753cc	1987-1988	MAZDA B2600		2.6L L4 2555cc	
	1981	NISSAN 810	2.8L L6 2793cc	1987-1989	DODGE RAIDER		2.6L L4 2555cc 156 CID	
	1981-1983	NISSAN 720	2.2L L4 2164cc	22093	1985-1989	ISUZU IMPULSE	2.0L L4 1994cc	
	1981-1983	NISSAN MAXIMA	2.8L L6 2793cc	22094	1972-1974	CHEVROLET LUV PICKUP	1.8L L4 111 CID	
	1981-1984	NISSAN MAXIMA	2.4L L6 2393cc	1972-1974	CHEVROLET LUV PICKUP		1.8L L4 1817cc 111 CID	
	1983-1986	NISSAN 720	2.5L L4 2488cc 152 CID	1975-1982	CHEVROLET LUV		1.8L L4 111 CID	
	1984-1989	NISSAN 300ZX	3.0L V6 2960cc	1981-1982	ISUZU PICKUP		1.8L L4 1817cc	
	1986-1987	NISSAN D21	3.0L V6 2960cc	1981-1987	ISUZU PICKUP		2.2L L4 2238cc	
	1987-1988	NISSAN 200SX	3.0L V6 2960cc 181 CID	1982	CHEVROLET LUV		2.2L L4 134 CID	
	1987-1989	NISSAN PATHFINDER	3.0L V6 2960cc 181 CID	1983-1987	ISUZU PICKUP		1.9L L4 1949cc	
	1989-1998	NISSAN 240SX	2.4L L4 2389cc	1984	ISUZU TROOPER		2.2L L4 2238cc	
	1990-1992	INFINITI M30	3.0L V6 2960cc 181 CID	1984-1985	ISUZU TROOPER		1.9L L4 1949cc	
	1990-1994	NISSAN D21	2.4L L4 2389cc	1986-1987	ISUZU TROOPER		2.2L L4 2238cc	
	1995-1997	NISSAN PICKUP	2.4L L4 2389cc	22096	1982-1984	MAZDA B2000	2.0L L4 1970cc	
	1998-2004	NISSAN FRONTIER	2.4L L4 2389cc	1986-1987	MAZDA B2000		2.0L L4 1998cc 122 CID	
	2000-2004	NISSAN XTERRA	2.4L L4 2389cc	1987-1993	MAZDA B2200		2.2L L4 2184cc	
22083	2000-2005	NISSAN URVAN	2.4L L4 2389cc	22098	1989-1991	MAZDA MPV	3.0L V6 2954cc 180 CID	
22085	1978-1980	TOYOTA CRESSIDA	2.6L L6 2563cc	22099	1988-1992	BMW 735I	3.5L L6 3430cc	
	1979-1980	TOYOTA CELICA	2.6L L6 2563cc	1988-1992	BMW 735IL		3.5L L6 3430cc	
	1981	TOYOTA CELICA	2.8L L6 2759cc	1988-1994	BMW 750IL		5.0L V12 4988cc	
	1981-1982	TOYOTA CRESSIDA	2.8L L6 2759cc	1989-1993	BMW 535I		3.5L L6 3430cc	
	1982-1986	TOYOTA CELICA	2.8L L6 2754cc	1991-1992	BMW 850I		5.0L V12 4988cc	
	1983-1988	TOYOTA CRESSIDA	2.8L L6 2754cc	1991-1993	BMW M5		3.6L L6 3553cc	
	1986-1992	TOYOTA SUPRA	3.0L L6 2954cc	1991-1995	BMW 525I		2.5L L6 2494cc 152 CID	
	1989-1992	TOYOTA CRESSIDA	3.0L L6 2954cc	1992-1995	BMW 325I		2.5L L6 2494cc 152 CID	
	22086	1979	DODGE D50	2.0L L4 1995cc 122 CID	1993-1994	BMW 850CI		5.0L V12 4988cc
		1979	DODGE D50	2.6L L4 2555cc 156 CID	1993-1995	BMW 740I		4.0L V8 3982cc
1983		DODGE POWER RAM 50	2.0L L4 1997cc	1993-1995	BMW 740IL		4.0L V8 3982cc	
1983		DODGE RAM 50	2.0L L4 1997cc 122 CID	1994-1995	BMW 530I		3.0L V8 2997cc	
1983-1989		MITSUBISHI MIGHTY MAX	2.0L L4 1997cc 122 CID	1994-1995	BMW 540I		4.0L V8 3982cc	
1984		DODGE POWER RAM 50	2.0L L4 1995cc	1994-1995	BMW 840CI		4.0L V8 3982cc	
1984-1985		TOYOTA VAN	2.0L L4 1998cc 122 CID	1994-1995	BMW 850CSI		5.6L V12 5576cc	
1984-1989		DODGE RAM 50	2.0L L4 1995cc 122 CID	1995	BMW M3		3.0L L6 2990cc	
1986-1989		TOYOTA VAN	2.2L L4 2237cc	1995-1997	BMW 850CI		5.4L V12 5379cc	
1987-1990		MITSUBISHI VAN	2.4L L4 2351cc	1995-2001	BMW 750IL		5.4L V12 5379cc	
1990-1991		DODGE RAM 50	3.0L V6 2972cc 181 CID	1996-1997	BMW 840CI		4.4L V8 4398cc	
1990-1993		DODGE RAM 50	2.4L L4 2351cc	1996-1999	BMW 328IS		2.8L L6 2793cc	
1990-1996		MITSUBISHI MIGHTY MAX	2.4L L4 2351cc	1996-1999	BMW M3		3.2L L6 3152cc	
22087	1986-1987	ISUZU PICKUP	2.3L L4 2254cc	1996-2000	BMW 328I		2.8L L6 2793cc	
	1986-1987	ISUZU TROOPER	2.3L L4 2254cc	1996-2001	BMW 740IL		4.4L V8 4398cc	
	1988-1989	ISUZU IMPULSE	2.3L L4 2254cc	1997-2000	BMW 528I		2.8L L6 2793cc	
	1988-1991	ISUZU TROOPER	2.6L L4 2559cc	1997-2000	BMW Z3		2.8L L6 2793cc	
	1988-1995	ISUZU PICKUP	2.6L L4 2559cc	1997-2001	BMW 740I		4.4L V8 4398cc	
	1989-1993	ISUZU AMIGO	2.3L L4 2254cc	1997-2003	BMW 540I		4.4L V8 4398cc	
	1989-1994	ISUZU AMIGO	2.6L L4 2559cc	1998-1999	BMW 323IS		2.5L L6 2494cc 152 CID	
	1989-1995	ISUZU PICKUP	2.3L L4 2254cc	1998-2000	BMW 323I		2.5L L6 2494cc 152 CID	
	1991-1993	ISUZU RODEO	2.6L L4 2559cc	1998-2000	BMW Z3		3.2L L6 3152cc	
	22088	1984-1986	NISSAN 200SX	1.8L L4 1809cc				
1984-1988		NISSAN 200SX	2.0L L4 1974cc					

USMW	Years	Application	Engine	USMW	Years	Application	Engine	
22099	1999-2002	BMW Z3	2.5L L6 2494cc 152 CID	22140	1988-1995	CHEVROLET C2500	5.0L V8 305 CID	
	2000	BMW 323CI	2.5L L6 2494cc 152 CID		1988-1995	CHEVROLET C2500	5.7L V8 350 CID	
	2000	BMW 328CI	2.8L L6 2793cc		1988-1995	CHEVROLET K1500	4.3L V6 262 CID	
	2001-2002	BMW Z3	3.0L L6 2979cc		1988-1995	CHEVROLET K1500	5.0L V8 305 CID	
	2001-2002	BMW Z3	3.2L L6 3246cc		1988-1995	CHEVROLET K1500	5.7L V8 350 CID	
	2001-2003	BMW 525i	2.5L L6 2494cc 152 CID		1988-1995	CHEVROLET K2500	4.3L V6 262 CID	
	2001-2003	BMW 530i	3.0L L6 2979cc		1988-1995	CHEVROLET K2500	5.0L V8 305 CID	
	2001-2005	AUDI ALLROAD QUATTRO	2.7L V6 2671cc		1988-1995	CHEVROLET K2500	5.7L V8 350 CID	
	2001-2005	BMW 325i	2.5L L6 2494cc 152 CID		1988-1995	GMC C1500	4.3L V6 262 CID	
	2001-2005	BMW 325Xi	2.5L L6 2494cc 152 CID		1988-1995	GMC C1500	5.0L V8 305 CID	
	2001-2005	BMW 330i	3.0L L6 2979cc		1988-1995	GMC C1500	5.7L V8 350 CID	
	2001-2005	BMW 330Xi	3.0L L6 2979cc		1988-1995	GMC C2500	4.3L V6 262 CID	
	2001-2006	BMW 325CI	2.5L L6 2494cc 152 CID		1988-1995	GMC C2500	5.0L V8 305 CID	
	2001-2006	BMW 330CI	3.0L L6 2979cc		1988-1995	GMC C2500	5.7L V8 350 CID	
	2001-2006	BMW M3	3.2L L6 3246cc		1988-1995	GMC K1500	4.3L V6 262 CID	
	2001-2006	BMW X5	3.0L L6 2979cc		1988-1995	GMC K1500	5.0L V8 305 CID	
	22123	2004-2006	CHEVROLET COLORADO		2.8L L4 2770cc 169 CID	1988-1995	GMC K1500	5.7L V8 350 CID
		2004-2006	GMC CANYON		2.8L L4 2770cc 169 CID	1988-1995	GMC K2500	4.3L V6 262 CID
		2006	ISUZU I-280		2.8L L4 2770cc 169 CID	1988-1995	GMC K2500	5.0L V8 305 CID
		2007-2008	ISUZU I-290		2.9L L4 2921cc 178 CID	1988-1995	GMC K2500	5.7L V8 350 CID
2007-2012		CHEVROLET COLORADO	2.9L L4 2921cc 178 CID	1989	CHEVROLET R2500	5.7L V8 350 CID		
2007-2012		GMC CANYON	2.9L L4 2921cc 178 CID	1989	CHEVROLET R2500 SUBURBAN	5.7L V8 350 CID		
2011-2017		CHEVROLET SILVERADO 2500 HD	6.0L V8 5967cc 364 CID	1989	CHEVROLET V2500 SUBURBAN	5.7L V8 350 CID		
2011-2017		CHEVROLET SILVERADO 3500 HD	6.0L V8 5967cc 364 CID	1989	GMC R2500	5.7L V8 350 CID		
2011-2017		GMC SIERRA 2500 HD	6.0L V8 5967cc 364 CID	1989	GMC R2500 SUBURBAN	5.7L V8 350 CID		
2011-2017		GMC SIERRA 3500 HD	6.0L V8 5967cc 364 CID	1989	GMC V2500 SUBURBAN	5.7L V8 350 CID		
22126	1980-1982	FORD MUSTANG	4.2L V8 255 CID	1989-1991	CHEVROLET R1500 SUBURBAN	5.7L V8 350 CID		
	1980-1983	JEEP CHEROKEE	4.2L L6 258 CID	1989-1991	CHEVROLET V1500 SUBURBAN	5.7L V8 350 CID		
	1980-1983	JEEP CJ5	4.2L L6 258 CID	1989-1991	GMC JIMMY	5.7L V8 350 CID		
	1980-1983	JEEP WAGONEER	4.2L L6 258 CID	1989-1991	GMC R1500 SUBURBAN	5.7L V8 350 CID		
	1980-1986	JEEP CJ7	4.2L L6 258 CID	1989-1991	GMC V1500 SUBURBAN	5.7L V8 350 CID		
	1980-1987	JEEP J10	4.2L L6 258 CID	1989-1994	CHEVROLET BLAZER	5.7L V8 350 CID		
	1981-1982	MERCURY CAPRI	4.2L V8 255 CID	1991	CHEVROLET R2500 SUBURBAN	5.7L V8 350 CID		
	1981-1985	JEEP SCRAMBLER	4.2L L6 258 CID	1991	CHEVROLET V2500 SUBURBAN	5.7L V8 350 CID		
	1982	FORD F-100	4.9L L6 4917cc 300 CID	1991	GMC R2500 SUBURBAN	5.7L V8 350 CID		
	1982	FORD GRANADA	3.8L V6 232 CID	1991	GMC V2500 SUBURBAN	5.7L V8 350 CID		
	1982	LINCOLN CONTINENTAL	3.8L V6 232 CID	1992-1995	CHEVROLET C1500 SUBURBAN	5.7L V8 350 CID		
	1982-1983	FORD F-100	3.8L V6 232 CID	1992-1995	CHEVROLET C2500 SUBURBAN	5.7L V8 350 CID		
	1982-1984	MERCURY CAPRI	5.0L V8 302 CID	1992-1995	CHEVROLET K1500 SUBURBAN	5.7L V8 350 CID		
	1982-1986	MERCURY COUGAR	3.8L V6 232 CID	1992-1995	CHEVROLET K2500 SUBURBAN	5.7L V8 350 CID		
	1982-1993	FORD MUSTANG	5.0L V8 302 CID	1992-1995	GMC C1500 SUBURBAN	5.7L V8 350 CID		
	1982-1993	FORD THUNDERBIRD	3.8L V6 232 CID	1992-1995	GMC C2500 SUBURBAN	5.7L V8 350 CID		
	1983-1986	FORD LTD	3.8L V6 232 CID	1992-1995	GMC K1500 SUBURBAN	5.7L V8 350 CID		
	1983-1986	FORD MUSTANG	3.8L V6 232 CID	1992-1995	GMC K2500 SUBURBAN	5.7L V8 350 CID		
	1983-1986	MERCURY MARQUIS	3.8L V6 232 CID	1992-1995	GMC YUKON	5.7L V8 350 CID		
	1984-1985	FORD LTD	5.0L V8 302 CID	1995	CHEVROLET TAHOE	5.7L V8 350 CID		
	1984-1986	JEEP GRAND WAGONEER	4.2L L6 258 CID	1995-1996	AM GENERAL HUMMER	5.7L V8 350 CID		
	1984-1986	MERCURY CAPRI	3.8L V6 232 CID	1996	AM GENERAL HUMMER	6.5L V8 395 CID		
	1985-1987	LINCOLN CONTINENTAL	5.0L V8 302 CID	22142	1987-1989	CHEVROLET S10 BLAZER	2.8L V6 173 CID	
	1985-1988	FORD THUNDERBIRD	5.0L V8 302 CID		1987-1989	GMC S15 JIMMY	2.8L V6 173 CID	
	1985-1992	LINCOLN MARK VII	5.0L V8 302 CID		1987-1990	GMC S15	2.8L V6 173 CID	
	1986	MERCURY CAPRI	5.0L V8 302 CID		1987-1993	CHEVROLET G10	5.7L V8 350 CID	
	1986-1988	MERCURY COUGAR	5.0L V8 302 CID		1987-1993	CHEVROLET S10	2.8L V6 173 CID	
	1987-1989	FORD F-250	5.0L V8 302 CID		1987-1993	GMC G1500	5.7L V8 350 CID	
	1987-1991	FORD E-250 ECONOLINE	5.0L V8 302 CID		1987-1994	CHEVROLET ASTRO	4.3L V6 262 CID	
	1987-1996	FORD BRONCO	5.0L V8 302 CID		1987-1994	GMC SAFARI	4.3L V6 262 CID	
	1987-1996	FORD E-150 ECONOLINE	5.0L V8 302 CID		1987-1995	CHEVROLET G10	4.3L V6 262 CID	
	1987-1996	FORD E-150 ECONOLINE CLUB WAGON	5.0L V8 302 CID		1987-1995	CHEVROLET G10	5.0L V8 305 CID	
	1987-1996	FORD F-150	5.0L V8 302 CID		1987-1995	CHEVROLET G20	4.3L V6 262 CID	
	1988-1991	FORD E-250 ECONOLINE CLUB WAGON	5.8L V8 351 CID		1987-1995	CHEVROLET G20	5.0L V8 305 CID	
	1988-1993	MERCURY COUGAR	3.8L V6 232 CID		1987-1995	CHEVROLET G20	4.3L V6 262 CID	
	1988-1996	FORD BRONCO	5.8L V8 351 CID		1987-1995	GMC G1500	5.0L V8 305 CID	
	1988-1996	FORD E-150 ECONOLINE	5.8L V8 351 CID		1987-1995	GMC G2500	4.3L V6 262 CID	
	1988-1996	FORD E-150 ECONOLINE CLUB WAGON	5.8L V8 351 CID		1987-1995	GMC G2500	5.7L V8 350 CID	
	1988-1996	FORD E-250 ECONOLINE	5.8L V8 351 CID		1991-1993	GMC SONOMA	2.8L V6 173 CID	
1988-1996	FORD E-350 ECONOLINE	5.8L V8 351 CID	1993-1994		CHEVROLET BLAZER	5.7L V8 350 CID		
1988-1996	FORD E-350 ECONOLINE CLUB WAGON	5.8L V8 351 CID	1993-1995		CHEVROLET C1500	4.3L V6 262 CID		
1988-1996	FORD F-150	5.8L V8 351 CID	1993-1995		CHEVROLET C1500 SUBURBAN	5.7L V8 350 CID		
1988-1996	FORD F-250	5.8L V8 351 CID	1993-1995		CHEVROLET C2500	4.3L V6 262 CID		
1988-1997	FORD F-350	5.8L V8 351 CID	1993-1995		CHEVROLET C2500 SUBURBAN	5.7L V8 350 CID		
1991-1996	FORD F-250	5.0L V8 302 CID	1993-1995		CHEVROLET C2500 SUBURBAN	5.7L V8 350 CID		
22135	2001-2009	MAZDA B2300	2.3L L4 140 CID		1993-1995	CHEVROLET C3500	5.7L V8 350 CID	
	2001-2011	FORD RANGER	2.3L L4 140 CID		1993-1995	CHEVROLET K1500	4.3L V6 262 CID	
22136	1997-2000	ISUZU HOMBRE	2.2L L4 2190cc 134 CID		1993-1995	CHEVROLET K1500 SUBURBAN	5.7L V8 350 CID	
	1997-2003	CHEVROLET S10	2.2L L4 2190cc 134 CID		1993-1995	CHEVROLET K2500	4.3L V6 262 CID	
	1997-2003	GMC SONOMA	2.2L L4 2190cc 134 CID		1993-1995	CHEVROLET K2500	5.7L V8 350 CID	
22138	2005-2017	NISSAN FRONTIER	2.5L L4 2488cc 152 CID		1993-1995	CHEVROLET K2500 SUBURBAN	5.7L V8 350 CID	
22139	2002-2005	FORD EXPLORER	4.0L V6 245 CID		1993-1995	CHEVROLET K2500 SUBURBAN	5.7L V8 350 CID	
	2002-2005	FORD EXPLORER	4.6L V8 281 CID		1993-1995	CHEVROLET K3500	5.7L V8 350 CID	
	2002-2005	MERCURY MOUNTAINEER	4.0L V6 245 CID		1993-1995	GMC C1500	4.3L V6 262 CID	
	2002-2005	MERCURY MOUNTAINEER	4.6L V8 281 CID		1993-1995	GMC C1500	5.7L V8 350 CID	
	2003-2005	LINCOLN AVIATOR	4.6L V8 281 CID		1993-1995	GMC C1500 SUBURBAN	5.7L V8 350 CID	
	22140	1988-1995	CHEVROLET C1500		4.3L V6 262 CID	1993-1995	GMC C2500	4.3L V6 262 CID
1988-1995		CHEVROLET C1500	5.0L V8 305 CID		1993-1995	GMC C2500	5.7L V8 350 CID	
1988-1995		CHEVROLET C1500	5.7L V8 350 CID		1993-1995	GMC C2500 SUBURBAN	5.7L V8 350 CID	
1988-1995		CHEVROLET C2500	4.3L V6 262 CID		1993-1995	GMC C3500	5.7L V8 350 CID	

FAN CLUTCHES



FAN CLUTCH BUYERS GUIDE



USMWW	Years	Application	Engine	USMWW	Years	Application	Engine
22142	1993-1995	GMC K1500	4.3L V6 262 CID	22145	1989-1991	GMC V1500 SUBURBAN	5.7L V8 350 CID
	1993-1995	GMC K1500	5.7L V8 350 CID		1989-1991	GMC V2500 SUBURBAN	5.7L V8 350 CID
	1993-1995	GMC K1500 SUBURBAN	5.7L V8 350 CID		1989-1993	CHEVROLET BLAZER	5.7L V8 350 CID
	1993-1995	GMC K2500	4.3L V6 262 CID		1989-1993	CHEVROLET CAPRICE	5.0L V8 305 CID
	1993-1995	GMC K2500	5.7L V8 350 CID		1989-1993	CHEVROLET CAPRICE	5.7L V8 350 CID
	1993-1995	GMC K2500 SUBURBAN	5.7L V8 350 CID		1990	CHEVROLET V2500 SUBURBAN	7.4L V8 454 CID
	1993-1995	GMC K3500	5.7L V8 350 CID		1990-1991	CHEVROLET R3500	7.4L V8 454 CID
	1993-1995	GMC YUKON	5.7L V8 350 CID		1990-1991	CHEVROLET V3500	7.4L V8 454 CID
	1995	CHEVROLET TAHOE	5.7L V8 350 CID		1990-1991	GMC R3500	7.4L V8 454 CID
	1990-1991	GMC V3500	7.4L V8 454 CID		1990-1991	GMC V3500	7.4L V8 454 CID
22143	1988-1989	GMC S15	4.3L V6 262 CID	1990-1992	CADILLAC BROUGHAM	5.7L V8 350 CID	
	1988-1990	GMC S15 JIMMY	4.3L V6 262 CID	1990-1993	CHEVROLET C1500	7.4L V8 454 CID	
	1991-1993	GMC SONOMA	4.3L V6 262 CID	1991	BUICK COMMERCIAL CHASSIS	5.0L V8 305 CID	
22145	1985-1995	CHEVROLET ASTRO	4.3L V6 262 CID	1991	GMC SYCLONE	4.3L V6 262 CID	
	1985-1995	GMC SAFARI	4.3L V6 262 CID	1991-1992	CADILLAC BROUGHAM	5.0L V8 305 CID	
	1987-1991	CHEVROLET G10	4.3L V6 262 CID	1991-1994	OLDSMOBILE BRAVADA	4.3L V6 262 CID	
	1987-1991	CHEVROLET G10	5.0L V8 305 CID	1991-1995	GMC SONOMA	4.3L V6 262 CID	
	1987-1991	CHEVROLET G10	5.7L V8 350 CID	1991-2000	CHEVROLET C2500	7.4L V8 454 CID	
	1987-1991	CHEVROLET G20	4.3L V6 262 CID	1991-2000	CHEVROLET K2500	7.4L V8 454 CID	
	1987-1991	CHEVROLET G20	5.0L V8 305 CID	1991-2000	GMC C2500	7.4L V8 454 CID	
	1987-1991	CHEVROLET G20	5.7L V8 350 CID	1991-2000	GMC K2500	7.4L V8 454 CID	
	1987-1991	CHEVROLET G30	4.3L V6 262 CID	1992-1993	BUICK COMMERCIAL CHASSIS	5.7L V8 350 CID	
	1987-1991	GMC G1500	4.3L V6 262 CID	1992-1993	BUICK ROADMASTER	5.7L V8 350 CID	
1987-1991	GMC G1500	5.0L V8 305 CID	1992-1993	CADILLAC COMMERCIAL CHASSIS	5.7L V8 350 CID		
1987-1991	GMC G1500	5.7L V8 350 CID	1992-1993	CHEVROLET C1500 SUBURBAN	5.7L V8 350 CID		
1987-1991	GMC G2500	4.3L V6 262 CID	1992-1993	CHEVROLET C2500 SUBURBAN	5.7L V8 350 CID		
1987-1991	GMC G2500	5.0L V8 305 CID	1992-1993	CHEVROLET CAPRICE	4.3L V6 262 CID		
1987-1991	GMC G2500	5.7L V8 350 CID	1992-1993	GMC C1500 SUBURBAN	5.7L V8 350 CID		
1987-1991	GMC G3500	4.3L V6 262 CID	1992-1993	GMC C2500 SUBURBAN	5.7L V8 350 CID		
1987-1992	CHEVROLET G30	5.7L V8 350 CID	1992-1993	GMC JIMMY	4.3L V6 262 CID		
1987-1992	GMC G3500	5.7L V8 350 CID	1992-1993	GMC TYPHOON	4.3L V6 262 CID		
1988	CHEVROLET R20	7.4L V8 454 CID	1992-1993	GMC YUKON	5.7L V8 350 CID		
1988	CHEVROLET R20 SUBURBAN	7.4L V8 454 CID	1992-1994	CHEVROLET K1500 SUBURBAN	5.7L V8 350 CID		
1988	CHEVROLET R30	7.4L V8 454 CID	1992-1994	CHEVROLET K2500 SUBURBAN	5.7L V8 350 CID		
1988	CHEVROLET V20 SUBURBAN	7.4L V8 454 CID	1992-1994	GMC K1500 SUBURBAN	5.7L V8 350 CID		
1988	CHEVROLET V30	7.4L V8 454 CID	1992-1994	GMC K2500 SUBURBAN	5.7L V8 350 CID		
1988	GMC R3500	7.4L V8 454 CID	1992-1999	CHEVROLET C2500 SUBURBAN	7.4L V8 454 CID		
1988	GMC V3500	7.4L V8 454 CID	1992-1999	CHEVROLET K2500 SUBURBAN	7.4L V8 454 CID		
1988-1989	CHEVROLET C1500	5.0L V8 305 CID	1992-1999	GMC C2500 SUBURBAN	7.4L V8 454 CID		
1988-1989	CHEVROLET K1500	5.0L V8 305 CID	1992-1999	GMC K2500 SUBURBAN	7.4L V8 454 CID		
1988-1989	CHEVROLET K2500	5.0L V8 305 CID	1993	CADILLAC FLEETWOOD	5.7L V8 350 CID		
1988-1989	GMC C1500	5.0L V8 305 CID	1995	CHEVROLET BLAZER	4.3L V6 262 CID		
1988-1989	GMC K1500	5.0L V8 305 CID	1995	GMC JIMMY	4.3L V6 262 CID		
1988-1989	GMC K2500	5.0L V8 305 CID	1996-1999	GMC P3500	7.4L V8 454 CID		
1988-1989	GMC R2500	7.4L V8 454 CID	1996-2000	CHEVROLET EXPRESS 3500	7.4L V8 454 CID		
1988-1990	CHEVROLET C2500	5.0L V8 305 CID	1996-2000	GMC SAVANA 3500	7.4L V8 454 CID		
1988-1990	GMC C2500	5.0L V8 305 CID	1998-1999	CHEVROLET P30	7.4L V8 454 CID		
1988-1990	GMC S15	4.3L V6 262 CID	22146	1984-1985	FORD LTD	5.0L V8 302 CID	
1988-1991	GMC R2500 SUBURBAN	7.4L V8 454 CID		1985-1986	FORD MUSTANG	3.8L V6 232 CID	
1988-1991	GMC S15 JIMMY	4.3L V6 262 CID		1985-1986	MERCURY CAPRI	3.8L V6 232 CID	
1988-1993	CHEVROLET C1500	4.3L V6 262 CID		1986	MERCURY CAPRI	5.0L V8 302 CID	
1988-1993	CHEVROLET C1500	5.7L V8 350 CID		1986-1993	FORD MUSTANG	5.0L V8 302 CID	
1988-1993	CHEVROLET C2500	4.3L V6 262 CID		1987-1989	FORD F-250	5.0L V8 302 CID	
1988-1993	CHEVROLET C2500	5.7L V8 350 CID		1987-1991	FORD E-250 ECONOLINE	5.0L V8 302 CID	
1988-1993	CHEVROLET C3500	5.7L V8 350 CID		1987-1996	FORD BRONCO	5.0L V8 302 CID	
1988-1993	CHEVROLET K1500	4.3L V6 262 CID		1987-1996	FORD E-150 ECONOLINE	5.0L V8 302 CID	
1988-1993	CHEVROLET K1500	5.7L V8 350 CID		1987-1996	FORD E-150 ECONOLINE CLUB WAGON	5.0L V8 302 CID	
1988-1993	CHEVROLET K2500	4.3L V6 262 CID	1987-1996	FORD F-150	5.0L V8 302 CID		
1988-1993	CHEVROLET K2500	5.7L V8 350 CID	1988-1991	FORD E-250 ECONOLINE CLUB WAGON	5.8L V8 351 CID		
1988-1993	GMC C1500	4.3L V6 262 CID	1988-1996	FORD BRONCO	5.8L V8 351 CID		
1988-1993	GMC C1500	5.7L V8 350 CID	1988-1996	FORD E-150 ECONOLINE	5.8L V8 351 CID		
1988-1993	GMC C2500	4.3L V6 262 CID	1988-1996	FORD E-150 ECONOLINE CLUB WAGON	5.8L V8 351 CID		
1988-1993	GMC C2500	5.7L V8 350 CID	1988-1996	FORD E-250 ECONOLINE	5.8L V8 351 CID		
1988-1993	GMC C3500	5.7L V8 350 CID	1988-1996	FORD E-350 ECONOLINE	5.8L V8 351 CID		
1988-1993	GMC K1500	4.3L V6 262 CID	1988-1996	FORD E-350 ECONOLINE CLUB WAGON	5.8L V8 351 CID		
1988-1993	GMC K1500	5.7L V8 350 CID	1988-1996	FORD F-150	5.8L V8 351 CID		
1988-1993	GMC K2500	4.3L V6 262 CID	1988-1996	FORD F-250	5.8L V8 351 CID		
1988-1993	GMC K2500	5.7L V8 350 CID	1988-1997	FORD F-350	5.8L V8 351 CID		
1988-1994	CHEVROLET K3500	5.7L V8 350 CID	1991	DODGE DAKOTA	5.2L V8 5211cc 318 CID		
1988-1994	CHEVROLET S10 BLAZER	4.3L V6 262 CID	1991-1996	FORD F-250	5.0L V8 302 CID		
1988-1994	GMC K3500	5.7L V8 350 CID	22147	1987-1988	CHEVROLET S10 BLAZER	2.5L L4 2474cc 151 CID	
1988-1995	CHEVROLET S10	4.3L V6 262 CID		1987-1988	GMC S15 JIMMY	2.5L L4 2474cc 151 CID	
1988-1996	CHEVROLET G30	7.4L V8 454 CID		1987-1990	GMC S15	2.5L L4 2474cc 151 CID	
1988-1996	GMC G3500	7.4L V8 454 CID		1987-1993	CHEVROLET LLV	2.5L L4 2474cc 151 CID	
1988-2000	CHEVROLET C3500	7.4L V8 454 CID		1987-1993	CHEVROLET S10	2.5L L4 2474cc 151 CID	
1988-2000	CHEVROLET K3500	7.4L V8 454 CID		1988-1990	CHEVROLET ASTRO	2.5L L4 2474cc 151 CID	
1988-2000	GMC C3500	7.4L V8 454 CID		1988-1990	GMC SAFARI	2.5L L4 2474cc 151 CID	
1988-2000	GMC K3500	7.4L V8 454 CID		1991-1993	GMC SONOMA	2.5L L4 2474cc 151 CID	
1989	CHEVROLET R2500	5.7L V8 350 CID		22148	1984	AMERICAN MOTORS EAGLE	2.5L L4 150 CID
1989	CHEVROLET R2500	7.4L V8 454 CID			1984-1987	JEEP WAGONEER	2.5L L4 150 CID
1989	GMC R2500	5.7L V8 350 CID	1984-1988		AMERICAN MOTORS EAGLE	4.2L L6 258 CID	
1989-1990	CHEVROLET CAPRICE	4.3L V6 262 CID	1984-1993		JEEP CHEROKEE	2.5L L4 150 CID	
1989-1991	CHEVROLET R1500 SUBURBAN	5.7L V8 350 CID	1985		JEEP WAGONEER	2.1L L4 126 CID	
1989-1991	CHEVROLET R2500 SUBURBAN	7.4L V8 454 CID	1985-1987		JEEP CHEROKEE	2.1L L4 126 CID	
1989-1991	CHEVROLET R2500 SUBURBAN	5.7L V8 350 CID	1986-1987		JEEP COMANCHE	2.1L L4 126 CID	
1989-1991	CHEVROLET V1500 SUBURBAN	5.7L V8 350 CID	1986-1992		JEEP COMANCHE	2.5L L4 150 CID	
1989-1991	CHEVROLET V2500 SUBURBAN	5.7L V8 350 CID					
1989-1991	GMC JIMMY	5.7L V8 350 CID					
1989-1991	GMC R1500 SUBURBAN	5.7L V8 350 CID					
1989-1991	GMC R2500 SUBURBAN	5.7L V8 350 CID					

USMW	Years	Application	Engine	USMW	Years	Application	Engine			
22148	1987-1990	JEEP WAGONEER	4.0L L6 242 CID	22151	1993	DODGE W350	5.9L V8 360 CID			
	1987-1990	JEEP WRANGLER	4.2L L6 258 CID		1993-1995	LAND ROVER RANGE ROVER	3.9L V8 3950cc			
	1987-1992	JEEP COMANCHE	4.0L L6 242 CID		1993-1995	LAND ROVER RANGE ROVER	4.2L V8 4200cc			
	1987-2001	JEEP CHEROKEE	4.0L L6 242 CID		1994-1995	LAND ROVER DISCOVERY	3.9L V8 3950cc			
	1991-1995	JEEP WRANGLER	2.5L L4 150 CID		1996-1999	LAND ROVER DISCOVERY	4.0L V8 3950cc			
	1997-2002	JEEP WRANGLER	2.5L L4 150 CID		1997	LAND ROVER DEFENDER 90	4.0L V8 3950cc			
	2003-2006	JEEP WRANGLER	2.4L L4 148 CID		1999-2000	JEEP GRAND CHEROKEE	4.7L V8 287 CID			
	22149	1987-1988	CHEVROLET G10		5.7L V8 350 CID	1999-2004	JEEP GRAND CHEROKEE	4.0L L6 242 CID		
		1987-1988	CHEVROLET G20		5.7L V8 350 CID	2004-2008	JEEP LIBERTY	3.7L V6 226 CID		
		1987-1988	GMC G1500		5.7L V8 350 CID	22152	2002-2003	JEEP LIBERTY	3.7L V6 226 CID	
		1987-1988	GMC G2500		5.7L V8 350 CID		2005-2009	JEEP GRAND CHEROKEE	4.7L V8 287 CID	
		1987-1989	CHEVROLET G10		4.3L V6 262 CID		2006-2009	JEEP COMMANDER	4.7L V8 287 CID	
		1987-1989	CHEVROLET G10		5.0L V8 305 CID		2009-2011	DODGE NITRO	3.7L V6 226 CID	
		1987-1989	CHEVROLET G20		4.3L V6 262 CID		2009-2011	DODGE NITRO	4.0L V6 3952cc 241 CID	
		1987-1989	CHEVROLET G20		5.0L V8 305 CID		2009-2012	JEEP LIBERTY	3.7L V6 226 CID	
		1987-1989	CHEVROLET G30		4.3L V6 262 CID		2010	JEEP COMMANDER	3.7L V6 226 CID	
		1987-1989	CHEVROLET G30		5.7L V8 350 CID		2010	JEEP GRAND CHEROKEE	3.7L V6 226 CID	
		1987-1989	GMC G1500		4.3L V6 262 CID		22153	1987-1988	CHEVROLET G10	5.7L V8 350 CID
		1987-1989	GMC G1500		5.0L V8 305 CID			1987-1988	GMC G1500	5.7L V8 350 CID
		1987-1989	GMC G2500		4.3L V6 262 CID	1987-1994		CHEVROLET ASTRO	4.3L V6 262 CID	
1987-1989		GMC G2500	5.0L V8 305 CID	1987-1994	GMC SAFARI	4.3L V6 262 CID				
1987-1989		GMC G3500	4.3L V6 262 CID	1987-1995	CHEVROLET G10	4.3L V6 262 CID				
1987-1989		GMC G3500	5.7L V8 350 CID	1987-1995	CHEVROLET G10	5.0L V8 305 CID				
1988		CHEVROLET C1500	5.0L V8 305 CID	1987-1995	CHEVROLET G20	4.3L V6 262 CID				
1988		GMC C1500	5.0L V8 305 CID	1987-1995	CHEVROLET G20	5.0L V8 305 CID				
1989-1990		CHEVROLET CAPRICE	4.3L V6 262 CID	1987-1995	CHEVROLET G30	4.3L V6 262 CID				
1989-1990		CHEVROLET CAPRICE	5.0L V8 305 CID	1987-1995	GMC G1500	4.3L V6 262 CID				
1991-1995	JEEP WRANGLER	4.0L L6 242 CID	1987-1995	GMC G1500	5.0L V8 305 CID					
1992-1995	CHEVROLET C1500	5.0L V8 305 CID	1987-1995	GMC G2500	4.3L V6 262 CID					
1992-1995	CHEVROLET C2500	5.0L V8 305 CID	1987-1995	GMC G2500	5.0L V8 305 CID					
1992-1995	CHEVROLET K1500	5.0L V8 305 CID	1987-1995	GMC G3500	4.3L V6 262 CID					
1992-1995	CHEVROLET K2500	5.0L V8 305 CID	1988-1990	GMC S15	4.3L V6 262 CID					
1992-1995	GMC C1500	5.0L V8 305 CID	1988-1991	GMC S15 JIMMY	4.3L V6 262 CID					
1992-1995	GMC C2500	5.0L V8 305 CID	1988-1994	CHEVROLET S10 BLAZER	4.3L V6 262 CID					
1992-1995	GMC K1500	5.0L V8 305 CID	1988-1995	CHEVROLET C1500	4.3L V6 262 CID					
1992-1995	GMC K2500	5.0L V8 305 CID	1988-1995	CHEVROLET C1500	5.0L V8 305 CID					
1994	CHEVROLET BLAZER	5.7L V8 350 CID	1988-1995	CHEVROLET C1500	5.7L V8 350 CID					
1994	GMC C3500	5.7L V8 350 CID	1988-1995	CHEVROLET C2500	4.3L V6 262 CID					
1994-1995	CHEVROLET C1500	4.3L V6 262 CID	1988-1995	CHEVROLET C2500	5.0L V8 305 CID					
1994-1995	CHEVROLET C1500	5.7L V8 350 CID	1988-1995	CHEVROLET C2500	5.7L V8 350 CID					
1994-1995	CHEVROLET C1500 SUBURBAN	5.7L V8 350 CID	1988-1995	CHEVROLET C3500	5.7L V8 350 CID					
1994-1995	CHEVROLET C2500	4.3L V6 262 CID	1988-1995	CHEVROLET K1500	4.3L V6 262 CID					
1994-1995	CHEVROLET C2500	5.7L V8 350 CID	1988-1995	CHEVROLET K1500	5.0L V8 305 CID					
1994-1995	CHEVROLET C2500 SUBURBAN	5.7L V8 350 CID	1988-1995	CHEVROLET K1500	5.7L V8 350 CID					
1994-1995	CHEVROLET C3500	5.7L V8 350 CID	1988-1995	CHEVROLET K2500	4.3L V6 262 CID					
1994-1995	CHEVROLET K1500	4.3L V6 262 CID	1988-1995	CHEVROLET K2500	5.0L V8 305 CID					
1994-1995	CHEVROLET K1500	5.7L V8 350 CID	1988-1995	CHEVROLET K2500	5.7L V8 350 CID					
1994-1995	CHEVROLET K1500 SUBURBAN	5.7L V8 350 CID	1988-1995	CHEVROLET K3500	5.7L V8 350 CID					
1994-1995	CHEVROLET K2500	4.3L V6 262 CID	1988-1995	CHEVROLET S10	4.3L V6 262 CID					
1994-1995	CHEVROLET K2500	5.7L V8 350 CID	1988-1995	GMC C1500	4.3L V6 262 CID					
1994-1995	CHEVROLET K2500 SUBURBAN	5.7L V8 350 CID	1988-1995	GMC C1500	5.0L V8 305 CID					
1994-1995	CHEVROLET K3500	5.7L V8 350 CID	1988-1995	GMC C1500	5.7L V8 350 CID					
1994-1995	GMC C1500	4.3L V6 262 CID	1988-1995	GMC C2500	4.3L V6 262 CID					
1994-1995	GMC C1500	5.7L V8 350 CID	1988-1995	GMC C2500	5.0L V8 305 CID					
1994-1995	GMC C1500 SUBURBAN	5.7L V8 350 CID	1988-1995	GMC C2500	5.7L V8 350 CID					
1994-1995	GMC C2500	4.3L V6 262 CID	1988-1995	GMC C3500	5.7L V8 350 CID					
1994-1995	GMC C2500	5.7L V8 350 CID	1988-1995	GMC K1500	4.3L V6 262 CID					
1994-1995	GMC C2500 SUBURBAN	5.7L V8 350 CID	1988-1995	GMC K1500	5.0L V8 305 CID					
1994-1995	GMC K1500	4.3L V6 262 CID	1988-1995	GMC K1500	5.7L V8 350 CID					
1994-1995	GMC K1500	5.7L V8 350 CID	1988-1995	GMC K2500	4.3L V6 262 CID					
1994-1995	GMC K1500 SUBURBAN	5.7L V8 350 CID	1988-1995	GMC K2500	5.0L V8 305 CID					
1994-1995	GMC K2500	4.3L V6 262 CID	1988-1995	GMC K2500	5.7L V8 350 CID					
1994-1995	GMC K2500	5.7L V8 350 CID	1988-1995	GMC K3500	5.7L V8 350 CID					
1994-1995	GMC K2500 SUBURBAN	5.7L V8 350 CID	1989	CHEVROLET R2500	5.7L V8 350 CID					
1994-1995	GMC K3500	5.7L V8 350 CID	1989	GMC R2500	5.7L V8 350 CID					
1994-1995	GMC YUKON	5.7L V8 350 CID	1989-1991	CHEVROLET R1500 SUBURBAN	5.7L V8 350 CID					
1994-2000	JEEP CHEROKEE	2.5L L4 150 CID	1989-1991	CHEVROLET R2500 SUBURBAN	5.7L V8 350 CID					
1995	CHEVROLET TAHOE	5.7L V8 350 CID	1989-1991	CHEVROLET V1500 SUBURBAN	5.7L V8 350 CID					
1997-1999	JEEP WRANGLER	4.0L L6 242 CID	1989-1991	CHEVROLET V2500 SUBURBAN	5.7L V8 350 CID					
22150	2004	DODGE DAKOTA	3.7L V6 226 CID	1989-1991	GMC JIMMY	5.7L V8 350 CID				
	2009-2010	DODGE RAM 1500	4.7L V8 287 CID	1989-1991	GMC R1500 SUBURBAN	5.7L V8 350 CID				
	2011-2013	RAM 1500	4.7L V8 287 CID	1989-1991	GMC R2500 SUBURBAN	5.7L V8 350 CID				
				1989-1991	GMC V1500 SUBURBAN	5.7L V8 350 CID				
22151	1992	LAND ROVER RANGE ROVER	3.9L V8 3947cc	1989-1991	GMC V2500 SUBURBAN	5.7L V8 350 CID				
	1992-1993	DODGE D150	3.9L V6 3906cc 239 CID	1989-1994	CHEVROLET BLAZER	5.7L V8 350 CID				
	1992-1993	DODGE D150	5.2L V8 5211cc 318 CID	1990	CHEVROLET G20	5.7L V8 350 CID				
	1992-1993	DODGE D250	3.9L V6 3906cc 239 CID	1990	GMC G2500	5.7L V8 350 CID				
	1992-1993	DODGE D250	5.2L V8 5211cc 318 CID	1990-1993	CHEVROLET G10	5.7L V8 350 CID				
	1992-1993	DODGE RAMCHARGER	5.2L V8 5211cc 318 CID	1990-1993	GMC G1500	5.7L V8 350 CID				
	1992-1993	DODGE W150	3.9L V6 3906cc 239 CID	1991-1994	OLDSMOBILE BRAVADA	4.3L V6 262 CID				
	1992-1993	DODGE W150	5.2L V8 5211cc 318 CID	1991-1995	GMC SONOMA	4.3L V6 262 CID				
	1992-1993	DODGE W250	5.2L V8 5211cc 318 CID	1992	CHEVROLET G20	5.7L V8 350 CID				
	1992-1996	DODGE DAKOTA	3.9L V6 3906cc 239 CID	1992	GMC G2500	5.7L V8 350 CID				
	1992-1996	DODGE DAKOTA	5.2L V8 5211cc 318 CID	1992-1993	GMC JIMMY	4.3L V6 262 CID				
	1993	DODGE D150	5.9L V8 360 CID	1992-1995	CHEVROLET C1500 SUBURBAN	5.7L V8 350 CID				
	1993	DODGE D250	5.9L V8 360 CID	1992-1995	CHEVROLET C2500 SUBURBAN	5.7L V8 350 CID				
	1993	DODGE D350	5.9L V8 360 CID	1992-1995	CHEVROLET K1500 SUBURBAN	5.7L V8 350 CID				
	1993	DODGE RAMCHARGER	5.9L V8 360 CID	1992-1995	CHEVROLET K2500 SUBURBAN	5.7L V8 350 CID				
	1993	DODGE W150	5.9L V8 360 CID	1992-1995	GMC C1500 SUBURBAN	5.7L V8 350 CID				
	1993	DODGE W250	5.9L V8 360 CID							

USMW	Years	Application	Engine	USMW	Years	Application	Engine	
22153	1992-1995	GMC C2500 SUBURBAN	5.7L V8 350 CID	22157	2013-2014	CHEVROLET EXPRESS 1500	4.3L V6 4293cc 262 CID	
	1992-1995	GMC K1500 SUBURBAN	5.7L V8 350 CID		2014	GMC SAVANA 1500	4.3L V6 262 CID	
	1992-1995	GMC K2500 SUBURBAN	5.7L V8 350 CID	22158	1987-1996	CHEVROLET G30	5.7L V8 350 CID	
	1992-1995	GMC YUKON	5.7L V8 350 CID		1987-1996	GMC G3500	5.7L V8 350 CID	
	1994-1995	CHEVROLET LLV	2.2L L4 2190cc 134 CID		1988-1991	CHEVROLET G20	5.7L V8 350 CID	
	1994-1996	CHEVROLET S10	2.2L L4 2190cc 134 CID		1988-1991	GMC G2500	5.7L V8 350 CID	
	1994-1996	GMC SONOMA	2.2L L4 2190cc 134 CID		1988-1993	CHEVROLET G10	5.7L V8 350 CID	
	1995	CHEVROLET BLAZER	4.3L V6 262 CID		1988-1993	GMC G1500	5.7L V8 350 CID	
	1995	CHEVROLET TAHOE	5.7L V8 350 CID		1988-1995	CHEVROLET G10	4.3L V6 262 CID	
	1995	GMC JIMMY	4.3L V6 262 CID		1988-1995	CHEVROLET G10	5.0L V8 305 CID	
	1996	ISUZU HOMBRE	2.2L L4 2190cc 134 CID		1988-1995	CHEVROLET G20	4.3L V6 262 CID	
	22154	1988-1993	CHEVROLET C1500		6.2L V8 379 CID	1988-1995	CHEVROLET G20	5.0L V8 305 CID
		1988-1993	CHEVROLET C2500		6.2L V8 379 CID	1988-1995	CHEVROLET G30	4.3L V6 262 CID
1988-1993		CHEVROLET C3500	6.2L V8 379 CID		1988-1995	GMC G1500	4.3L V6 262 CID	
1988-1993		CHEVROLET K1500	6.2L V8 379 CID		1988-1995	GMC G1500	5.0L V8 305 CID	
1988-1993		CHEVROLET K2500	6.2L V8 379 CID	1988-1995	GMC G2500	4.3L V6 262 CID		
1988-1993		CHEVROLET K3500	6.2L V8 379 CID	1988-1995	GMC G2500	5.0L V8 305 CID		
1988-1993		GMC C1500	6.2L V8 379 CID	1988-1995	GMC G3500	4.3L V6 262 CID		
1988-1993		GMC C2500	6.2L V8 379 CID	1993-1995	CHEVROLET G20	5.7L V8 350 CID		
1988-1993		GMC C3500	6.2L V8 379 CID	1993-1995	GMC G2500	5.7L V8 350 CID		
1988-1993		GMC K1500	6.2L V8 379 CID	1996-1998	CHEVROLET C1500	4.3L V6 262 CID		
1988-1993		GMC K2500	6.2L V8 379 CID	1996-1998	CHEVROLET C2500	5.0L V8 305 CID		
1988-1993		GMC K3500	6.2L V8 379 CID	1996-1998	CHEVROLET K1500	4.3L V6 262 CID		
1994-1995		CHEVROLET G20	6.5L V8 395 CID	1996-1998	GMC C1500	4.3L V6 262 CID		
1994-1995	GMC G2500	6.5L V8 395 CID	1996-1998	GMC C2500	5.0L V8 305 CID			
1994-1996	AM GENERAL HUMMER	6.5L V8 395 CID	1996-1998	GMC K1500	4.3L V6 262 CID			
1994-1996	CHEVROLET G30	6.5L V8 395 CID	1996-1999	CHEVROLET C1500	5.0L V8 305 CID			
1994-1996	GMC G3500	6.5L V8 395 CID	1996-1999	CHEVROLET C1500	5.7L V8 350 CID			
1994-1999	CHEVROLET P30	6.5L V8 395 CID	1996-1999	CHEVROLET C1500 SUBURBAN	5.7L V8 350 CID			
1994-1999	GMC P3500	6.5L V8 395 CID	1996-1999	CHEVROLET C2500 SUBURBAN	5.7L V8 350 CID			
22155	1992-1996	FORD E-150 ECONOLINE	4.9L L6 4917cc 300 CID	1996-1999	CHEVROLET K1500	5.0L V8 305 CID		
	1992-1996	FORD E-150 ECONOLINE CLUB WAGON	4.9L L6 4917cc 300 CID	1996-1999	CHEVROLET K1500	5.7L V8 350 CID		
	1992-1996	FORD E-250 ECONOLINE	4.9L L6 4917cc 300 CID	1996-1999	CHEVROLET K1500 SUBURBAN	5.7L V8 350 CID		
	1992-1996	FORD E-350 ECONOLINE	4.9L L6 4917cc 300 CID	1996-1999	CHEVROLET K2500 SUBURBAN	5.7L V8 350 CID		
	1992-1996	FORD E-350 ECONOLINE CLUB WAGON	4.9L L6 4917cc 300 CID	1996-1999	CHEVROLET P30	4.3L V6 262 CID		
	1993-1994	FORD F-350	4.9L L6 4917cc 300 CID	1996-1999	GMC C1500	5.0L V8 305 CID		
	1993-1996	FORD F-150	4.9L L6 4917cc 300 CID	1996-1999	GMC C1500	5.7L V8 350 CID		
	1993-1996	FORD F-250	4.9L L6 4917cc 300 CID	1996-1999	GMC C1500 SUBURBAN	5.7L V8 350 CID		
	22157	1999-2000	CHEVROLET SILVERADO 2500	5.3L V8 5328cc 325 CID	1996-1999	GMC C2500 SUBURBAN	5.7L V8 350 CID	
		1999-2000	GMC SIERRA 2500	5.3L V8 5328cc 325 CID	1996-1999	GMC K1500	5.0L V8 305 CID	
		1999-2004	CHEVROLET SILVERADO 1500	4.3L V6 262 CID	1996-1999	GMC K1500	5.7L V8 350 CID	
		1999-2004	CHEVROLET SILVERADO 1500	4.8L V8 294 CID	1996-1999	GMC K1500 SUBURBAN	5.7L V8 350 CID	
		1999-2004	CHEVROLET SILVERADO 1500	5.3L V8 5328cc 325 CID	1996-1999	GMC K2500 SUBURBAN	5.7L V8 350 CID	
1999-2004		CHEVROLET SILVERADO 2500	6.0L V8 5967cc 364 CID	1996-1999	GMC P3500	4.3L V6 262 CID		
1999-2004		GMC SIERRA 1500	4.3L V6 262 CID	1996-2000	CHEVROLET C2500	5.7L V8 350 CID		
1999-2004		GMC SIERRA 1500	4.8L V8 294 CID	1996-2000	CHEVROLET C3500	5.7L V8 350 CID		
1999-2004		GMC SIERRA 1500	5.3L V8 5328cc 325 CID	1996-2000	CHEVROLET K2500	5.7L V8 350 CID		
1999-2004		GMC SIERRA 2500	6.0L V8 5967cc 364 CID	1996-2000	CHEVROLET K3500	5.7L V8 350 CID		
2000-2003		GMC YUKON	4.8L V8 294 CID	1996-2000	CHEVROLET TAHOE	5.7L V8 350 CID		
2000-2004		CHEVROLET SUBURBAN 1500	5.3L V8 5328cc 325 CID	1996-2000	GMC C2500	5.7L V8 350 CID		
2000-2004		CHEVROLET TAHOE	4.8L V8 294 CID	1996-2000	GMC C3500	5.7L V8 350 CID		
2000-2004		CHEVROLET TAHOE	5.3L V8 5328cc 325 CID	1996-2000	GMC K2500	5.7L V8 350 CID		
2000-2004		GMC YUKON	5.3L V8 5328cc 325 CID	1996-2000	GMC K3500	5.7L V8 350 CID		
2000-2004		GMC YUKON XL 1500	5.3L V8 5328cc 325 CID	1996-2000	GMC YUKON	5.7L V8 350 CID		
2000-2005		GMC YUKON XL 2500	6.0L V8 5967cc 364 CID	1996-2001	GMC JIMMY	4.3L V6 262 CID		
2000-2006		CHEVROLET SUBURBAN 2500	6.0L V8 5967cc 364 CID	1996-2001	OLDSMOBILE BRAVADA	4.3L V6 262 CID		
2001-2003		CHEVROLET SILVERADO 1500 HD	6.0L V8 5967cc 364 CID	1996-2002	CHEVROLET EXPRESS 1500	5.0L V8 305 CID		
2001-2003		GMC SIERRA 1500 HD	6.0L V8 5967cc 364 CID	1996-2002	CHEVROLET EXPRESS 1500	5.7L V8 350 CID		
2001-2005		GMC SIERRA 1500	6.0L V8 5967cc 364 CID	1996-2002	CHEVROLET EXPRESS 2500	5.0L V8 305 CID		
2001-2005		GMC YUKON	6.0L V8 5967cc 364 CID	1996-2002	CHEVROLET EXPRESS 2500	5.7L V8 350 CID		
2001-2005		GMC YUKON XL 1500	6.0L V8 5967cc 364 CID	1996-2002	CHEVROLET EXPRESS 3500	5.7L V8 350 CID		
2001-2006		CHEVROLET SILVERADO 2500 HD	6.0L V8 5967cc 364 CID	1996-2002	GMC SAVANA 1500	5.0L V8 305 CID		
2001-2006		CHEVROLET SILVERADO 3500	6.0L V8 5967cc 364 CID	1996-2002	GMC SAVANA 1500	5.7L V8 350 CID		
2001-2006		GMC SIERRA 2500 HD	6.0L V8 5967cc 364 CID	1996-2002	GMC SAVANA 2500	5.0L V8 305 CID		
2001-2006		GMC SIERRA 3500	6.0L V8 5967cc 364 CID	1996-2002	GMC SAVANA 2500	5.7L V8 350 CID		
2002-2004		CADILLAC ESCALADE	5.3L V8 5328cc 325 CID	1996-2002	GMC SAVANA 3500	5.7L V8 350 CID		
2002-2004		CHEVROLET AVALANCHE 1500	5.3L V8 5328cc 325 CID	1996-2004	CHEVROLET S10	4.3L V6 262 CID		
2003-2005		CHEVROLET EXPRESS 2500	4.3L V6 262 CID	1996-2004	GMC SONOMA	4.3L V6 262 CID		
2003-2005		CHEVROLET EXPRESS 2500	5.3L V8 5328cc 325 CID	1996-2005	CHEVROLET ASTRO	4.3L V6 262 CID		
2003-2005		GMC SAVANA 2500	4.3L V6 262 CID	1996-2005	CHEVROLET BLAZER	4.3L V6 262 CID		
2003-2005		GMC SAVANA 2500	5.3L V8 5328cc 325 CID	1996-2005	CHEVROLET EXPRESS 2500	4.3L V6 262 CID		
2003-2012		CHEVROLET EXPRESS 1500	4.3L V6 262 CID	1996-2005	GMC SAFARI	4.3L V6 262 CID		
2003-2012		GMC SAVANA 1500	4.3L V6 262 CID	1996-2005	GMC SAVANA 2500	4.3L V6 262 CID		
2003-2014		CHEVROLET EXPRESS 1500	5.3L V8 5328cc 325 CID	1996-2012	CHEVROLET EXPRESS 1500	4.3L V6 262 CID		
2003-2014		GMC SAVANA 1500	5.3L V8 5328cc 325 CID	1996-2012	GMC SAVANA 1500	4.3L V6 262 CID		
2003-2017		CHEVROLET EXPRESS 2500	4.8L V8 294 CID	1997-1999	ISUZU HOMBRE	4.3L V6 4294cc		
2003-2017		CHEVROLET EXPRESS 2500	6.0L V8 5967cc 364 CID	1998	CHEVROLET K2500	5.0L V8 305 CID		
2003-2017		CHEVROLET EXPRESS 3500	6.0L V8 5967cc 364 CID	1998	GMC K2500	5.0L V8 305 CID		
2003-2017		GMC SAVANA 2500	4.8L V8 294 CID	1999-2000	CADILLAC ESCALADE	5.7L V8 350 CID		
2003-2017		GMC SAVANA 2500	6.0L V8 5967cc 364 CID	1999-2000	CHEVROLET SILVERADO 2500	5.3L V8 5328cc 325 CID		
2003-2017		GMC SAVANA 3500	6.0L V8 5967cc 364 CID	1999-2000	GMC SIERRA 2500	5.3L V8 5328cc 325 CID		
2004-2017		GMC SAVANA 3500	4.8L V8 294 CID	1999-2004	CHEVROLET SILVERADO 1500	4.3L V6 262 CID		
2005		CHEVROLET SILVERADO 1500	6.0L V8 5967cc 364 CID	1999-2004	CHEVROLET SILVERADO 2500	6.0L V8 5967cc 364 CID		
2005-2017		CHEVROLET EXPRESS 3500	4.8L V8 294 CID	1999-2004	GMC SIERRA 1500	4.3L V6 262 CID		
2006		CHEVROLET SUBURBAN 1500	6.0L V8 5967cc 364 CID	1999-2004	GMC SIERRA 2500	6.0L V8 5967cc 364 CID		
2009		CHEVROLET EXPRESS 4500	6.0L V8 5967cc 364 CID	1999-2006	CHEVROLET SILVERADO 1500	4.8L V8 294 CID		
2009	GMC SAVANA 4500	6.0L V8 5967cc 364 CID	1999-2006	CHEVROLET SILVERADO 1500	5.3L V8 5328cc 325 CID			
2013	GMC SAVANA 1500	4.3L V6 4293cc 262 CID	1999-2006	GMC SIERRA 1500	4.8L V8 294 CID			
				1999-2006	GMC SIERRA 1500	5.3L V8 5328cc 325 CID		

USMW	Years	Application	Engine	USMW	Years	Application	Engine
22158	2000	ISUZU HOMBRE	4.3L V6 262 CID	22159	1994-2003	DODGE RAM 3500	8.0L V10 7990cc 488 CID
	2000-2006	CHEVROLET SUBURBAN 1500	5.3L V8 5328cc 325 CID		1995-1997	DODGE B1500	3.9L V6 3906cc 239 CID
	2000-2006	CHEVROLET TAHOE	4.8L V8 294 CID		1995-1997	DODGE B2500	3.9L V6 3906cc 239 CID
	2000-2006	CHEVROLET TAHOE	5.3L V8 5328cc 325 CID		1995-1998	DODGE B1500	5.2L V8 5211cc 318 CID
	2000-2006	GMC YUKON	4.8L V8 294 CID		1995-1998	DODGE B2500	5.2L V8 5211cc 318 CID
	2000-2006	GMC YUKON	5.3L V8 5328cc 325 CID		1995-1998	DODGE B2500	5.9L V8 360 CID
	2000-2006	GMC YUKON XL 1500	5.3L V8 5328cc 325 CID		1995-1998	DODGE B3500	5.2L V8 5211cc 318 CID
	2000-2013	CHEVROLET SUBURBAN 2500	6.0L V8 5967cc 364 CID		1995-1998	DODGE B3500	5.9L V8 360 CID
	2000-2013	GMC YUKON XL 2500	6.0L V8 5967cc 364 CID		1997-2003	FORD F-150	4.2L V6 256 CID
	2001-2002	CHEVROLET EXPRESS 3500	8.1L V8 496 CID		1998	DODGE B1500	5.9L V8 360 CID
	2001-2002	GMC SAVANA 3500	8.1L V8 496 CID		1999-2003	DODGE RAM 1500 VAN	5.2L V8 5211cc 318 CID
	2001-2003	CHEVROLET SILVERADO 1500 HD	6.0L V8 5967cc 364 CID		1999-2003	DODGE RAM 1500 VAN	5.9L V8 360 CID
	2001-2003	GMC SIERRA 1500 HD	6.0L V8 5967cc 364 CID		1999-2003	DODGE RAM 2500 VAN	5.2L V8 5211cc 318 CID
	2001-2006	CHEVROLET SILVERADO 2500 HD	8.1L V8 496 CID		1999-2003	DODGE RAM 2500 VAN	5.9L V8 360 CID
	2001-2006	CHEVROLET SILVERADO 3500	6.0L V8 5967cc 364 CID		1999-2003	DODGE RAM 3500 VAN	5.2L V8 5211cc 318 CID
	2001-2006	CHEVROLET SUBURBAN 2500	8.1L V8 496 CID		1999-2003	DODGE RAM 3500 VAN	5.9L V8 360 CID
	2001-2006	GMC SIERRA 1500	6.0L V8 5967cc 364 CID		1999-2005	FORD F-250 SUPER DUTY	5.4L V8 330 CID
	2001-2006	GMC SIERRA 2500 HD	8.1L V8 496 CID		1999-2005	FORD F-350 SUPER DUTY	5.4L V8 330 CID
	2001-2006	GMC SIERRA 3500	6.0L V8 5967cc 364 CID		2000-2001	DODGE RAM 1500	5.9L V8 360 CID
	2001-2006	GMC SIERRA 3500	8.1L V8 496 CID		2000-2002	DODGE RAM 2500	5.9L V8 360 CID
	2001-2006	GMC YUKON	6.0L V8 5967cc 364 CID		2000-2002	DODGE RAM 3500	5.9L V8 360 CID
	2001-2006	GMC YUKON XL 1500	6.0L V8 5967cc 364 CID		2000-2005	FORD EXCURSION	5.4L V8 330 CID
	2001-2006	GMC YUKON XL 2500	8.1L V8 496 CID		2004	FORD F-150 HERITAGE	4.2L V6 256 CID
	2001-2010	CHEVROLET SILVERADO 2500 HD	6.0L V8 5967cc 364 CID		2005-2008	FORD F-150	4.2L V6 256 CID
	2001-2010	GMC SIERRA 2500 HD	6.0L V8 5967cc 364 CID		1992-1994	DODGE B150	3.9L V6 3906cc 239 CID
	2002-2005	CADILLAC ESCALADE	5.3L V8 5328cc 325 CID		1992-1994	DODGE B150	5.2L V8 5211cc 318 CID
	2002-2006	CADILLAC ESCALADE	6.0L V8 5967cc 364 CID		1992-1994	DODGE B250	3.9L V6 3906cc 239 CID
	2002-2006	CADILLAC ESCALADE EXT	6.0L V8 5967cc 364 CID		1992-1994	DODGE B250	5.2L V8 5211cc 318 CID
	2002-2006	CHEVROLET AVALANCHE 1500	5.3L V8 5328cc 325 CID		1992-1994	DODGE B350	5.2L V8 5211cc 318 CID
	2002-2006	CHEVROLET AVALANCHE 2500	8.1L V8 496 CID		1993-1994	DODGE B250	5.9L V8 360 CID
	2003-2005	CHEVROLET EXPRESS 2500	5.3L V8 5328cc 325 CID		1993-1994	DODGE B350	5.9L V8 360 CID
	2003-2005	GMC SAVANA 2500	5.3L V8 5328cc 325 CID		1994-1996	DODGE RAM 2500	5.2L V8 5211cc 318 CID
	2003-2006	CADILLAC ESCALADE ESV	6.0L V8 5967cc 364 CID		1994-1998	JEEP GRAND CHEROKEE	5.2L V8 5211cc 318 CID
	2003-2006	CHEVROLET SILVERADO 1500	6.0L V8 5967cc 364 CID		1994-2001	DODGE RAM 1500	3.9L V6 3906cc 239 CID
	2003-2007	HUMMER H2	6.0L V8 5967cc 364 CID		1994-2001	DODGE RAM 1500	5.2L V8 5211cc 318 CID
	2003-2014	CHEVROLET EXPRESS 1500	5.3L V8 5328cc 325 CID		1995-1997	DODGE B1500	5.2L V8 5211cc 318 CID
	2003-2014	GMC SAVANA 1500	5.3L V8 5328cc 325 CID		1995-1997	DODGE B2500	3.9L V6 3906cc 239 CID
	2003-2017	CHEVROLET EXPRESS 2500	4.8L V8 294 CID		1995-1997	DODGE B2500	5.2L V8 5211cc 318 CID
	2003-2017	CHEVROLET EXPRESS 2500	6.0L V8 5967cc 364 CID		1995-1997	DODGE B2500	5.9L V8 360 CID
	2003-2017	CHEVROLET EXPRESS 3500	6.0L V8 5967cc 364 CID		1995-1997	DODGE B3500	5.2L V8 5211cc 318 CID
	2003-2017	GMC SAVANA 2500	4.8L V8 294 CID		1995-1997	DODGE B3500	5.9L V8 360 CID
	2003-2017	GMC SAVANA 2500	6.0L V8 5967cc 364 CID		1995-1998	DODGE B1500	3.9L V6 3906cc 239 CID
	2003-2017	GMC SAVANA 3500	6.0L V8 5967cc 364 CID		1999-2003	DODGE RAM 1500 VAN	3.9L V6 3906cc 239 CID
	2004-2017	GMC SAVANA 3500	4.8L V8 294 CID		1999-2003	DODGE RAM 1500 VAN	5.2L V8 5211cc 318 CID
	2005-2006	CHEVROLET SILVERADO 1500 HD	6.0L V8 5967cc 364 CID		1999-2003	DODGE RAM 1500 VAN	5.9L V8 360 CID
	2005-2006	GMC SIERRA 1500 HD	6.0L V8 5967cc 364 CID		1999-2003	DODGE RAM 2500 VAN	5.2L V8 5211cc 318 CID
	2005-2017	CHEVROLET EXPRESS 3500	4.8L V8 294 CID		1999-2003	DODGE RAM 2500 VAN	5.9L V8 360 CID
	2006	CHEVROLET SUBURBAN 1500	6.0L V8 5967cc 364 CID		1999-2003	DODGE RAM 3500 VAN	5.2L V8 5211cc 318 CID
	2007	CHEVROLET SILVERADO 1500 CLASSIC	4.8L V8 294 CID		1999-2003	DODGE RAM 3500 VAN	5.9L V8 360 CID
	2007	CHEVROLET SILVERADO 1500 CLASSIC	5.3L V8 5328cc 325 CID		2000-2001	DODGE RAM 1500	5.9L V8 360 CID
	2007	CHEVROLET SILVERADO 1500 CLASSIC	6.0L V8 5967cc 364 CID		2000-2002	DODGE RAM 2500	5.9L V8 360 CID
	2007	CHEVROLET SILVERADO 1500 CLASSIC	6.0L V8 5967cc 364 CID		2000-2002	DODGE RAM 3500	5.9L V8 360 CID
	2007	CHEVROLET SILVERADO 1500 HD CLASSIC	6.0L V8 5967cc 364 CID		2000-2006	JEEP WRANGLER	4.0L L6 242 CID
	2007	CHEVROLET SILVERADO 2500 HD CLASSIC	6.0L V8 5967cc 364 CID		2001	DODGE RAM 2500 VAN	3.9L V6 3906cc 239 CID
	2007	CHEVROLET SILVERADO 2500 HD CLASSIC	8.1L V8 496 CID		1987-1989	FORD F-350	4.9L L6 4917cc 300 CID
	2007	CHEVROLET SILVERADO 3500 CLASSIC	6.0L V8 5967cc 364 CID		1987-1991	FORD E-150 ECONOLINE	4.9L L6 4917cc 300 CID
	2007	CHEVROLET SILVERADO 3500 CLASSIC	8.1L V8 496 CID		1987-1991	FORD E-150 ECONOLINE CLUB WAGON	4.9L L6 4917cc 300 CID
2007	CHEVROLET SILVERADO 3500 CLASSIC	6.0L V8 5967cc 364 CID	1987-1991	FORD E-250 ECONOLINE	4.9L L6 4917cc 300 CID		
2007	GMC SIERRA 1500 CLASSIC	4.8L V8 294 CID	1987-1991	FORD E-250 ECONOLINE CLUB WAGON	4.9L L6 4917cc 300 CID		
2007	GMC SIERRA 1500 CLASSIC	5.3L V8 5328cc 325 CID	1987-1991	FORD E-350 ECONOLINE	4.9L L6 4917cc 300 CID		
2007	GMC SIERRA 1500 CLASSIC	6.0L V8 5967cc 364 CID	1987-1991	FORD E-350 ECONOLINE CLUB WAGON	4.9L L6 4917cc 300 CID		
2007	GMC SIERRA 1500 HD CLASSIC	6.0L V8 5967cc 364 CID	1987-1992	FORD BRONCO	4.9L L6 4917cc 300 CID		
2007	GMC SIERRA 2500 HD CLASSIC	6.0L V8 5967cc 364 CID	1987-1992	FORD F-150	4.9L L6 4917cc 300 CID		
2007	GMC SIERRA 2500 HD CLASSIC	6.0L V8 5967cc 364 CID	1987-1992	FORD F-250	4.9L L6 4917cc 300 CID		
2007	GMC SIERRA 3500 CLASSIC	8.1L V8 496 CID	1996-1998	CHEVROLET C1500	4.3L V6 262 CID		
2007	GMC SIERRA 3500 CLASSIC	8.1L V8 496 CID	1996-1998	CHEVROLET C2500	5.0L V8 305 CID		
2007-2010	CHEVROLET SILVERADO 3500 HD	6.0L V8 5967cc 364 CID	1996-1998	CHEVROLET K1500	4.3L V6 262 CID		
2007-2010	GMC SIERRA 3500 HD	6.0L V8 5967cc 364 CID	1996-1998	GMC C1500	4.3L V6 262 CID		
2009-2012	CHEVROLET EXPRESS 4500	6.0L V8 5967cc 364 CID	1996-1998	GMC C2500	5.0L V8 305 CID		
2009-2012	GMC SAVANA 4500	6.0L V8 5967cc 364 CID	1996-1998	GMC K1500	4.3L V6 262 CID		
2013	GMC SAVANA 1500	4.3L V6 4293cc 262 CID	1996-1999	CHEVROLET C1500	5.0L V8 305 CID		
2013-2014	CHEVROLET EXPRESS 1500	4.3L V6 4293cc 262 CID	1996-1999	CHEVROLET C1500 SUBURBAN	5.7L V8 350 CID		
2014	GMC SAVANA 1500	4.3L V6 262 CID	1996-1999	CHEVROLET C2500 SUBURBAN	5.7L V8 350 CID		
22159	1992-1994	DODGE B150	5.2L V8 5211cc 318 CID	1996-1999	CHEVROLET K1500	5.0L V8 305 CID	
	1992-1994	DODGE B250	5.2L V8 5211cc 318 CID	1996-1999	CHEVROLET K1500 SUBURBAN	5.7L V8 350 CID	
	1992-1994	DODGE B350	5.2L V8 5211cc 318 CID	1996-1999	CHEVROLET K2500 SUBURBAN	5.7L V8 350 CID	
	1993	JEEP GRAND CHEROKEE	5.2L V8 5211cc 318 CID	1996-1999	GMC C1500	5.0L V8 305 CID	
	1993	JEEP GRAND WAGONEER	5.2L V8 5211cc 318 CID	1996-1999	GMC C1500	5.7L V8 350 CID	
	1993-1994	DODGE B250	5.9L V8 360 CID	1996-1999	GMC C1500 SUBURBAN	5.7L V8 350 CID	
	1993-1994	DODGE B350	5.9L V8 360 CID	1996-1999	GMC C2500 SUBURBAN	5.7L V8 350 CID	
	1994	DODGE B150	3.9L V6 3906cc 239 CID	1996-1999	GMC K1500	5.0L V8 305 CID	
	1994	DODGE B250	3.9L V6 3906cc 239 CID	1996-1999	GMC K1500	5.7L V8 350 CID	
	1994-2003	DODGE RAM 2500	8.0L V10 7990cc 488 CID	1996-1999	GMC K1500 SUBURBAN	5.7L V8 350 CID	
				1996-1999	GMC K2500 SUBURBAN	5.7L V8 350 CID	

USMWW	Years	Application	Engine	USMWW	Years	Application	Engine		
22162	1996-2000	CHEVROLET C2500	5.7L V8 350 CID	22168	2002-2008	DODGE RAM 1500	4.7L V8 287 CID		
	1996-2000	CHEVROLET C3500	5.7L V8 350 CID		2003	DODGE RAM 2500	5.7L V8 345 CID		
	1996-2000	CHEVROLET K2500	5.7L V8 350 CID		2003	DODGE RAM 3500	5.7L V8 345 CID		
	1996-2000	CHEVROLET K3500	5.7L V8 350 CID		2003	FORD E-150	4.2L V6 256 CID		
	1996-2000	CHEVROLET TAHOE	5.7L V8 350 CID		2003	FORD E-150 CLUB WAGON	4.2L V6 256 CID		
	1996-2000	GMC C2500	5.7L V8 350 CID		2003	FORD E-250	4.2L V6 256 CID		
	1996-2000	GMC C3500	5.7L V8 350 CID		2003-2004	FORD E-450 SUPER DUTY	5.4L V8 330 CID		
	1996-2000	GMC K2500	5.7L V8 350 CID		2003-2005	FORD E-150 CLUB WAGON	4.6L V8 281 CID		
	1996-2000	GMC K3500	5.7L V8 350 CID		2003-2005	FORD E-150 CLUB WAGON	5.4L V8 330 CID		
	1996-2000	GMC YUKON	5.7L V8 350 CID		2003-2005	FORD E-350 CLUB WAGON	5.4L V8 330 CID		
	1996-2000	ISUZU HOMBRE	2.2L L4 2190cc 134 CID		2003-2008	DODGE RAM 1500	5.7L V8 345 CID		
	1996-2001	GMC JIMMY	4.3L V6 262 CID		2003-2014	FORD E-150	4.6L V8 281 CID		
	1996-2001	OLDSMOBILE BRAVADA	4.3L V6 262 CID		2003-2014	FORD E-150	5.4L V8 330 CID		
	1996-2002	CHEVROLET EXPRESS 1500	4.3L V6 262 CID		2003-2014	FORD E-250	4.6L V8 281 CID		
	1996-2002	CHEVROLET EXPRESS 1500	5.0L V8 305 CID		2003-2014	FORD E-250	5.4L V8 330 CID		
	1996-2002	CHEVROLET EXPRESS 1500	5.7L V8 350 CID		2004	FORD F-150 HERITAGE	4.6L V8 281 CID		
	1996-2002	CHEVROLET EXPRESS 2500	4.3L V6 262 CID		2004	FORD F-150 HERITAGE	5.4L V8 330 CID		
	1996-2002	CHEVROLET EXPRESS 2500	5.0L V8 305 CID		2005-2008	DODGE RAM 2500	5.7L V8 345 CID		
	1996-2002	CHEVROLET EXPRESS 2500	5.7L V8 350 CID		2005-2008	DODGE RAM 3500	5.7L V8 345 CID		
	1996-2002	CHEVROLET EXPRESS 3500	5.7L V8 350 CID		2006	LINCOLN MARK LT	5.4L V8 330 CID		
	1996-2002	GMC SAVANA 1500	4.3L V6 262 CID		2006-2016	FORD E-450 SUPER DUTY	5.4L V8 330 CID		
	1996-2002	GMC SAVANA 1500	5.0L V8 305 CID		22169	1992-2006	FORD CROWN VICTORIA	4.6L V8 281 CID	
	1996-2002	GMC SAVANA 1500	5.7L V8 350 CID			1993-2003	LINCOLN TOWN CAR	4.6L V8 281 CID	
	1996-2002	GMC SAVANA 2500	4.3L V6 262 CID			1993-2006	MERCURY GRAND MARQUIS	4.6L V8 281 CID	
	1996-2002	GMC SAVANA 2500	5.0L V8 305 CID			2003-2004	MERCURY MARAUDER	4.6L V8 281 CID	
	1996-2002	GMC SAVANA 2500	5.7L V8 350 CID			2008-2010	FORD F-250 SUPER DUTY	5.4L V8 330 CID	
	1996-2002	GMC SAVANA 3500	5.7L V8 350 CID			2008-2010	FORD F-350 SUPER DUTY	5.4L V8 330 CID	
	1996-2003	CHEVROLET BLAZER	4.3L V6 262 CID			22170	1992-1993	DODGE D150	5.2L V8 5211cc 318 CID
	1996-2003	CHEVROLET S10	4.3L V6 262 CID				1992-1993	DODGE D250	5.2L V8 5211cc 318 CID
	1996-2003	GMC SONOMA	4.3L V6 262 CID				1992-1993	DODGE DAKOTA	3.9L V6 3906cc 239 CID
	1997-1999	ISUZU HOMBRE	4.3L V6 4294cc				1992-1993	DODGE RAMCHARGER	5.2L V8 5211cc 318 CID
	1998	CHEVROLET K2500	5.0L V8 305 CID		1992-1993		DODGE W150	5.2L V8 5211cc 318 CID	
	1998	GMC K2500	5.0L V8 305 CID		1992-1993		DODGE W250	5.2L V8 5211cc 318 CID	
	1999-2000	CADILLAC ESCALADE	5.7L V8 350 CID		1992-1999		DODGE DAKOTA	5.2L V8 5211cc 318 CID	
	2000	ISUZU HOMBRE	4.3L V6 262 CID		1993		DODGE D150	5.9L V8 360 CID	
	22163	1991-1993	FORD THUNDERBIRD		5.0L V8 302 CID		1993	DODGE D250	5.9L V8 360 CID
		1991-1993	MERCURY COUGAR		5.0L V8 302 CID		1993	DODGE D350	5.9L V8 360 CID
		22164	2004-2008		DODGE DURANGO	5.7L V8 345 CID	1993	DODGE RAMCHARGER	5.9L V8 360 CID
	2004-2009		DODGE DURANGO		3.7L V6 226 CID	1993	DODGE W150	5.9L V8 360 CID	
	2004-2009		DODGE DURANGO		4.7L V8 287 CID	1993	DODGE W250	5.9L V8 360 CID	
	2007-2008		CHRYSLER ASPEN		5.7L V8 345 CID	1993	DODGE W350	5.9L V8 360 CID	
2007-2009	CHRYSLER ASPEN		4.7L V8 287 CID	1993	JEEP GRAND CHEROKEE	5.2L V8 5211cc 318 CID			
22165	1991-1992		LINCOLN TOWN CAR	4.6L V8 281 CID	1993	JEEP GRAND WAGONEER	5.2L V8 5211cc 318 CID		
	1992		FORD CROWN VICTORIA	4.6L V8 281 CID	1994-2000	DODGE RAM 1500	5.9L V8 360 CID		
	2002-2004		DODGE RAM 1500	4.7L V8 287 CID	1994-2000	DODGE RAM 2500	5.9L V8 360 CID		
2002-2004	JEEP GRAND CHEROKEE		4.7L V8 287 CID	1994-2000	DODGE RAM 3500	5.9L V8 360 CID			
2007-2008	DODGE RAM 1500		4.7L V8 287 CID	1995-2000	LAND ROVER RANGE ROVER	4.0L V8 3950cc			
22166	1990-2011	FORD RANGER	4.0L V6 245 CID	1996-2002	LAND ROVER RANGE ROVER	4.6L V8 4554cc 278 CID			
	1991-2001	FORD EXPLORER	4.0L V6 245 CID	1998-1999	DODGE DAKOTA	5.9L V8 360 CID			
	1993-1994	MAZDA NAVAJO	4.0L V6 4016cc	1998-2000	DODGE DURANGO	5.2L V8 5211cc 318 CID			
	1994-2009	MAZDA B4000	4.0L V6 4016cc	1998-2003	DODGE DURANGO	5.9L V8 360 CID			
	1998-2001	MERCURY MOUNTAINEER	4.0L V6 245 CID	1999-2002	LAND ROVER DISCOVERY	4.0L V8 3950cc			
	2001-2005	FORD EXPLORER SPORT TRAC	4.0L V6 245 CID	2005-2010	DODGE DAKOTA	3.7L V6 226 CID			
	22167	1990-1994	FORD RANGER	4.0L V6 245 CID	2005-2010	DODGE DAKOTA	4.7L V8 287 CID		
		1990-1997	FORD AEROSTAR	4.0L V6 245 CID	2006-2007	MINISUBISHI RAIDER	4.7L V8 287 CID		
		1991-1992	MAZDA NAVAJO	4.0L V6 4016cc	2006-2009	MINISUBISHI RAIDER	3.7L V6 226 CID		
		1991-1994	FORD EXPLORER	4.0L V6 245 CID	2011	RAM DAKOTA	3.7L V6 226 CID		
1994-1997		MAZDA B4000	4.0L V6 4016cc	2011	RAM DAKOTA	4.7L V8 287 CID			
1997		FORD RANGER	4.0L V6 245 CID	22171	1997-2003	DODGE DAKOTA	3.9L V6 3906cc 239 CID		
2001-2002		FORD RANGER	4.0L V6 245 CID		1998-1999	DODGE DURANGO	3.9L V6 3906cc 239 CID		
22168		1997-1998	FORD E-350 ECONOLINE		5.4L V8 330 CID	1998-1999	DODGE RAM 1500	5.9L V8 360 CID	
		1997-1999	FORD ECONOLINE SUPER DUTY		5.4L V8 330 CID	1998-1999	DODGE RAM 2500	5.9L V8 360 CID	
		1997-1999	FORD F-250		4.6L V8 281 CID	1998-1999	DODGE RAM 3500	5.9L V8 360 CID	
	1997-1999	FORD F-250	5.4L V8 330 CID		2000	DODGE DURANGO	5.2L V8 5211cc 318 CID		
	1997-2002	FORD E-150 ECONOLINE	4.2L V6 256 CID		2000-2003	DODGE DAKOTA	5.9L V8 360 CID		
	1997-2002	FORD E-150 ECONOLINE	4.6L V8 281 CID		2000-2003	DODGE DURANGO	4.7L V8 287 CID		
	1997-2002	FORD E-150 ECONOLINE	5.4L V8 330 CID		2000-2003	DODGE DURANGO	5.9L V8 360 CID		
	1997-2002	FORD E-150 ECONOLINE CLUB WAGON	4.2L V6 256 CID		2000-2004	DODGE DAKOTA	4.7L V8 287 CID		
	1997-2002	FORD E-150 ECONOLINE CLUB WAGON	4.6L V8 281 CID	2001	DODGE RAM 1500	5.9L V8 360 CID			
	1997-2002	FORD E-150 ECONOLINE CLUB WAGON	5.4L V8 330 CID	2001	DODGE RAM 2500	5.9L V8 360 CID			
1997-2002	FORD E-250 ECONOLINE	4.2L V6 256 CID	2001	DODGE RAM 3500	5.9L V8 360 CID				
1997-2002	FORD E-250 ECONOLINE	5.4L V8 330 CID	22172	2005-2006	JEEP LIBERTY	2.8L L4 2768cc 171 CID			
1997-2002	FORD E-350 ECONOLINE CLUB WAGON	5.4L V8 330 CID		22173	1996-1999	GMC P3500	5.7L V8 350 CID		
1997-2004	FORD EXPEDITION	4.6L V8 281 CID			1997-1999	CHEVROLET P30	5.7L V8 350 CID		
1997-2006	FORD EXPEDITION	5.4L V8 330 CID			2004-2006	CHEVROLET COLORADO	3.5L L5 3460cc 211 CID		
1997-2008	FORD F-150	4.6L V8 281 CID			2004-2006	GMC CANYON	3.5L L5 3460cc 211 CID		
1997-2008	FORD F-150	5.4L V8 330 CID			2006	HUMMER H3	3.5L L5 3460cc 211 CID		
1998-2006	LINCOLN NAVIGATOR	5.4L V8 330 CID			2006	ISUZU I-350	3.5L L5 3460cc 211 CID		
1999-2010	FORD F-250 SUPER DUTY	5.4L V8 330 CID			2007-2008	ISUZU I-370	3.7L L5 3654cc 223 CID		
1999-2010	FORD F-350 SUPER DUTY	5.4L V8 330 CID			2007-2010	HUMMER H3	3.7L L5 3654cc 223 CID		
1999-2016	FORD E-350 SUPER DUTY	5.4L V8 330 CID			2007-2012	CHEVROLET COLORADO	3.7L L5 3654cc 223 CID		
2000-2002	FORD E-450 ECONOLINE SUPER DUTY	5.4L V8 330 CID	2007-2012		GMC CANYON	3.7L L5 3654cc 223 CID			
2002	LINCOLN BLACKWOOD	5.4L V8 330 CID	2009-2010	HUMMER H3T	3.7L L5 3654cc 223 CID				
2002-2003	DODGE RAM 1500	5.9L V8 360 CID	22174	1993-1998	JEEP GRAND CHEROKEE	4.0L L6 242 CID			
2002-2008	DODGE RAM 1500	3.7L V6 226 CID		22175	1989-1991	ISUZU TROOPER	2.8L V6 2827cc		
22176	1991-1992	ISUZU RODEO	3.1L V6 3137cc		1991-1994	ISUZU PICKUP	3.1L V6 3137cc		
	1998-2000	ISUZU AMIGO	3.2L V6 3165cc	1998-2000	ISUZU AMIGO	3.2L V6 3165cc			
				1998-2002	HONDA PASSPORT	3.2L V6 3165cc			

USMW	Years	Application	Engine	USMW	Years	Application	Engine	
22176	1998-2004	ISUZU RODEO	3.2L V6 3165cc	22307	1993	MERCEDES-BENZ 300E	3.2L L6 3199cc	
	1999-2001	ISUZU VEHICROSS	3.5L V6 3475cc		1993	MERCEDES-BENZ 300TE	3.2L L6 3199cc	
	2001-2003	ISUZU RODEO SPORT	3.2L V6 3165cc		1994-1995	MERCEDES-BENZ E320	3.2L L6 3199cc	
	2002	ISUZU AXIOM	3.5L V6 3475cc		1994-1997	MERCEDES-BENZ C280	2.8L L6 2799cc	
	2003	ISUZU AXIOM	3.5L V6 3491cc		1995-1997	MERCEDES-BENZ C36 AMG	3.6L L6 3606cc	
22177	2000-2002	TOYOTA TUNDRA	4.7L V8 4663cc 285 CID	22308	1973-1974	MERCURY COUGAR	7.5L V8 7539cc 460 CID	
	2004	ISUZU RODEO	3.5L V6 3494cc		1973-1976	MERCURY COUGAR	7.5L V8 460 CID	
22178	1990-2000	LEXUS LS400	4.0L V8 3969cc		1994-1996	MERCEDES-BENZ C220	2.2L L4 2199cc	
	22179	1987	CHEVROLET ASTRO		2.5L L4 2474cc 151 CID	1997-2000	MERCEDES-BENZ C230	2.3L L4 2295cc
1987		GMC SAFARI	2.5L L4 2474cc 151 CID		22310	2002-2004	OLDSMOBILE BRAVADA	4.2L L6 256 CID
1987-1989		CHEVROLET S10 BLAZER	2.8L V6 173 CID	2002-2006		CHEVROLET TRAILBLAZER EXT	4.2L L6 256 CID	
1987-1989		GMC S15 JIMMY	2.8L V6 173 CID	2002-2006		GMC ENVOY XL	4.2L L6 256 CID	
1987-1990		GMC S15	2.8L V6 173 CID	2002-2007		CHEVROLET TRAILBLAZER	4.2L L6 256 CID	
1987-1991		CHEVROLET S10	2.8L V6 173 CID	2002-2007		GMC ENVOY	4.2L L6 256 CID	
1989-1990		GMC S15	2.5L L4 2474cc 151 CID	2003-2004		CHEVROLET SSR	5.3L V8 5328cc 325 CID	
1989-1991		CHEVROLET S10	2.5L L4 2474cc 151 CID	2003-2006		CHEVROLET TRAILBLAZER EXT	5.3L V8 5328cc 325 CID	
1991		GMC SONOMA	2.5L L4 2474cc 151 CID	2003-2006		GMC ENVOY XL	5.3L V8 5328cc 325 CID	
1991		GMC SONOMA	2.8L V6 173 CID	2003-2007		ISUZU ASCENDER	5.3L V8 5328cc 325 CID	
22181		2004	NISSAN PATHFINDER ARMADA	5.6L V8 5552cc		2003-2007	ISUZU ASCENDER	4.2L L6 256 CID
	2004-2010	INFINITI QX56	5.6L V8 5552cc	2004-2005		GMC ENVOY XUV	4.2L L6 256 CID	
	2004-2015	NISSAN TITAN	5.6L V8 5552cc	2004-2005	GMC ENVOY XUV	5.3L V8 5328cc 325 CID		
	2005-2015	NISSAN ARMADA	5.6L V8 5552cc	2004-2007	BUICK RAINIER	4.2L L6 256 CID		
	2008-2012	NISSAN PATHFINDER	5.6L V8 5552cc	2004-2007	BUICK RAINIER	5.3L V8 5328cc 325 CID		
	2012-2017	NISSAN NV2500	5.6L V8 5552cc	2005-2006	CHEVROLET SSR	6.0L V8 5967cc 364 CID		
	2012-2017	NISSAN NV3500	5.6L V8 5552cc	2005-2007	GMC ENVOY	5.3L V8 5328cc 325 CID		
	22182	2005-2012	NISSAN PATHFINDER	4.0L V6 3954cc	2005-2007	SAAB 9-7X	4.2L L6 256 CID	
		2005-2015	NISSAN XTERRA	4.0L V6 3954cc	2005-2007	SAAB 9-7X	5.3L V8 5328cc 325 CID	
		2005-2017	NISSAN FRONTIER	4.0L V6 3954cc	2006	CHEVROLET TRAILBLAZER	5.3L V8 5328cc 325 CID	
		2009-2012	SUZUKI EQUATOR	2.5L L4 2488cc 152 CID	2006-2009	CHEVROLET TRAILBLAZER	6.0L V8 5967cc 364 CID	
2009-2012		SUZUKI EQUATOR	4.0L V6 3954cc	22311	1990-1991	AUDI V8 QUATTRO	3.6L V8 3562cc	
2012-2017		NISSAN NV1500	4.0L V6 3954cc		1992-1994	AUDI S4	2.2L L5 2226cc	
2012-2017		NISSAN NV2500	4.0L V6 3954cc		1992-1994	AUDI V8 QUATTRO	4.2L V8 4172cc	
2012-2017		NISSAN NV3500	4.0L V6 3954cc		1995	AUDI S6	2.2L L5 2226cc	
22183		1998-2005	LEXUS LX470		4.7L V8 4663cc 285 CID	22313	1992-1993	MERCEDES-BENZ 600SEL
		1998-2005	TOYOTA LAND CRUISER	4.7L V8 4663cc 285 CID	1993		MERCEDES-BENZ 600SEC	6.0L V12 5987cc
		22184	2001-2004	TOYOTA SEQUOIA	4.7L V8 4663cc 285 CID		1993	MERCEDES-BENZ 600SL
2003-2004	TOYOTA TUNDRA		4.7L V8 4663cc 285 CID	1994-1999	MERCEDES-BENZ S600		6.0L V12 5987cc	
2003-2005	LEXUS GX470		4.7L V8 4663cc 285 CID	1994-2002	MERCEDES-BENZ SL600	6.0L V12 5987cc		
2003-2005	TOYOTA 4RUNNER		4.7L V8 4663cc 285 CID	1998-1999	MERCEDES-BENZ CL600	6.0L V12 5987cc		
22185	2005-2007	LEXUS LX470	4.7L V8 4663cc 285 CID	22316	1997-1999	AUDI A8	3.7L V8 3697cc	
	2005-2007	TOYOTA LAND CRUISER	4.7L V8 4663cc 285 CID		1997-2003	AUDI A8 QUATTRO	4.2L V8 4172cc	
	2005-2009	LEXUS GX470	4.7L V8 4663cc 285 CID		2000-2004	AUDI A6 QUATTRO	4.2L V8 4172cc	
	2005-2009	TOYOTA 4RUNNER	4.7L V8 4663cc 285 CID		2001-2003	AUDI S8	4.2L V8 4172cc	
	2005-2009	TOYOTA SEQUOIA	4.7L V8 4663cc 285 CID	2002-2003	AUDI S6	4.2L V8 4172cc		
	2005-2009	TOYOTA TUNDRA	4.7L V8 4663cc 285 CID	22319	1980	MERCEDES-BENZ 280CE	2.8L L6 2746cc	
	22296	1987-1993	MAZDA B2200		2.2L L4 2184cc	1980	MERCEDES-BENZ 280E	2.8L L6 2746cc
1987-1993		MAZDA B2200	2.2L L4 2184cc		1980	MERCEDES-BENZ 280SE	2.8L L6 2746cc	
22300	2003-2004	LAND ROVER DISCOVERY	4.6L V8 4554cc 278 CID		1980-1982	MERCEDES-BENZ 300CD	3.0L L5 3005cc	
22301	1986-1987	MERCEDES-BENZ 300SDL	3.0L L6 2998cc		1980-1982	MERCEDES-BENZ 300D	3.0L L5 3005cc	
	1987	MERCEDES-BENZ 190D	2.5L L5 2497cc		1980-1982	MERCEDES-BENZ 300SD	3.0L L5 3005cc	
	1987	MERCEDES-BENZ 300D	3.0L L6 2998cc		1981	MERCEDES-BENZ 280CE	2.8L L6 2778cc	
	1987	MERCEDES-BENZ 300TD	3.0L L6 2998cc		1981	MERCEDES-BENZ 280E	2.8L L6 2778cc	
	1990-1991	MERCEDES-BENZ 350SDL	3.4L L6 3449cc		1981-1982	MERCEDES-BENZ 300TD	3.0L L5 3005cc	
	1990-1993	MERCEDES-BENZ 300D	2.5L L5 2497cc		1983-1985	MERCEDES-BENZ 300CD	3.0L L5 2998cc	
	1991	MERCEDES-BENZ 350SD	3.4L L6 3449cc		1983-1985	MERCEDES-BENZ 300D	3.0L L5 2998cc	
	1992-1993	MERCEDES-BENZ 300SD	3.4L L6 3449cc		1983-1985	MERCEDES-BENZ 300SD	3.0L L5 2998cc	
	1994-1995	MERCEDES-BENZ S350	3.4L L6 3449cc		1983-1985	MERCEDES-BENZ 300TD	3.0L L5 2998cc	
	22302	1997-2001	AUDI A4	1.8L L4 1781cc	22320	1987-1993	MERCEDES-BENZ 190E	2.6L L6 2599cc
		1997-2001	AUDI A4 QUATTRO	1.8L L4 1781cc		22321	1997	MERCEDES-BENZ E420
		1998-2005	VOLKSWAGEN PASSAT	1.8L L4 1781cc	1998-2002		MERCEDES-BENZ E430	4.3L V8 4266cc
2004-2005		VOLKSWAGEN PASSAT	2.0L L4 1967cc 120 CID	1999-2001	MERCEDES-BENZ ML430	4.3L V8 4266cc		
22303		1996-2001	AUDI A4	2.8L V6 2771cc	1999-2002	MERCEDES-BENZ E55 AMG	5.5L V8 5439cc 335 CID	
	1996-2001	AUDI A4 QUATTRO	2.8L V6 2771cc	1999-2002	MERCEDES-BENZ SL500	5.0L V8 4973cc		
	1998-2001	AUDI A6	2.8L V6 2771cc	2000-2003	MERCEDES-BENZ ML55 AMG	5.5L V8 5439cc 335 CID		
	1998-2001	AUDI A6 QUATTRO	2.8L V6 2771cc	22322	1957	MERCEDES-BENZ 300SC	3.0L L6 183 CID	
	1998-2005	VOLKSWAGEN PASSAT	2.8L V6 2771cc		1990-1993	MERCEDES-BENZ 300SL	3.0L L6 2962cc	
	2000	VOLKSWAGEN PASSAT	2.8L V6 2771cc 170 CID		1992-1993	MERCEDES-BENZ 300SE	3.2L L6 3199cc	
	2000-2002	AUDI S4	2.7L V6 2671cc		1994-1997	MERCEDES-BENZ SL320	3.2L L6 3199cc	
	2000-2004	AUDI A6 QUATTRO	2.7L V6 2671cc		1994-1999	MERCEDES-BENZ S320	3.2L L6 3199cc	
	22305	1993	LAND ROVER DEFENDER 110		3.9L V8 3950cc	1996-1997	MERCEDES-BENZ E320	3.2L L6 3199cc
1994-1995		LAND ROVER DEFENDER 90	3.9L V8 3950cc	22323	1992-1993	MERCEDES-BENZ 400E	4.2L V8 4196cc	
22306		1986-1989	MERCEDES-BENZ 190D		2.5L L5 2497cc	1992-1993	MERCEDES-BENZ 500E	5.0L V8 4973cc
	1995-1997	MERCEDES-BENZ E300	3.0L L6 2996cc		1994	MERCEDES-BENZ E500	5.0L V8 4973cc	
	22307	1954-1959	MERCEDES-BENZ 300SL		3.0L L6 2996cc 183 CID	1994-1995	MERCEDES-BENZ E420	4.2L V8 4196cc
1960-1962		MERCEDES-BENZ 300	3.0L L6 183 CID		22324	1997	MERCEDES-BENZ CL600	6.0L V12 5987cc 365 CID
1960-1962		MERCEDES-BENZ 300	3.0L L6 2996cc 183 CID	22325		1998-2000	MERCEDES-BENZ C43 AMG	4.3L V8 4266cc
1975-1979		MERCEDES-BENZ 300D	3.0L L5 3005cc		1998-2000	MERCEDES-BENZ C280	2.8L V6 2799cc	
1978-1979		MERCEDES-BENZ 300CD	3.0L L5 3005cc	1998-2003	MERCEDES-BENZ E320	3.2L V6 3199cc		
1978-1979		MERCEDES-BENZ 300SD	3.0L L5 3005cc	1999-2003	MERCEDES-BENZ CLK430	4.3L V8 4266cc		
1979		MERCEDES-BENZ 300TD	3.0L L5 3005cc	2001-2002	MERCEDES-BENZ CLK55 AMG	5.5L V8 5439cc 335 CID		
1986-1993		MERCEDES-BENZ 300E	3.0L L6 2962cc	22326	1998-2003	MERCEDES-BENZ ML320	3.2L V6 3199cc	
1987-1989		MERCEDES-BENZ 260E	2.6L L6 2599cc		2003-2005	MERCEDES-BENZ ML350	3.7L V6 3699cc	
1988-1991		MERCEDES-BENZ 300SE	3.0L L6 2962cc	22327	2000-2003	BMW M5	5.0L V8 4941cc	
1988-1991		MERCEDES-BENZ 300SEL	3.0L L6 2962cc		2000-2003	BMW Z8	5.0L V8 4941cc	
1988-1992		MERCEDES-BENZ 300CE	3.0L L6 2962cc		2003	BMW Z8	4.8L V8 4837cc	
1988-1993		MERCEDES-BENZ 300TE	3.0L L6 2962cc	22328	1998-1999	MERCEDES-BENZ E300	3.0L L6 2996cc	
1990-1992		MERCEDES-BENZ 300E	2.6L L6 2599cc		22328M	2003-2006	DODGE SPRINTER 2500	2.7L L5 2687cc 165 CID
1993		MERCEDES-BENZ 300CE	3.2L L6 3199cc	2003-2006		DODGE SPRINTER 3500	2.7L L5 2687cc 165 CID	
1993		MERCEDES-BENZ 300E	2.8L L6 2799cc	2003-2006	DODGE SPRINTER 2500	2.7L L5 2687cc 165 CID		

FAN CLUTCHES



FAN CLUTCH BUYERS GUIDE



USMWW	Years	Application	Engine	USMWW	Years	Application	Engine
22328M	2003-2006	DODGE SPRINTER 3500	2.7L L5 2687cc 165 CID	22347	2014-2017	RAM 5500	6.7L L6 408 CID
	2014-2017	MERCEDES-BENZ SPRINTER 2500	2.1L L4 2143cc 131 CID	22350	2016-2017	NISSAN TITAN XD	5.0L V8 305 CID
	2014-2017	MERCEDES-BENZ SPRINTER 3500	2.1L L4 2143cc 131 CID	22351	2016-2017	CHEVROLET COLORADO	2.8L L4 171 CID
22329	2008-2010	FORD F-250 SUPER DUTY	6.4L V8 391 CID		2016-2017	GMC CANYON	2.8L L4 171 CID
	2008-2010	FORD F-350 SUPER DUTY	6.4L V8 391 CID		2017	CHEVROLET EXPRESS 2500	2.8L L4 171 CID
	2008-2010	FORD F-450 SUPER DUTY	6.4L V8 391 CID		2017	CHEVROLET EXPRESS 3500	2.8L L4 171 CID
	2008-2010	FORD F-550 SUPER DUTY	6.4L V8 391 CID		2017	GMC SAVANA 2500	2.8L L4 171 CID
	2010	FORD F-550 SUPER DUTY	6.4L V8 6400cc 391 CID		2017	GMC SAVANA 3500	2.8L L4 171 CID
22331	2004-2007	DODGE RAM 3500	5.9L L6 359 CID	22373	1995-2002	KIA SPORTAGE	2.0L L4 1998cc 122 CID
	2004-2009	DODGE RAM 2500	5.9L L6 359 CID	22396	1988-1991	MAZDA 929	3.0L V6 2954cc 180 CID
	2007-2009	DODGE RAM 2500	6.7L L6 408 CID	22399	2000-2001	BMW X5	4.4L V8 4398cc
	2007-2010	DODGE RAM 3500	6.7L L6 408 CID		2002-2003	BMW 745i	4.4L V8 4398cc
22332	2003-2005	FORD EXCURSION	6.0L V8 363 CID		2002-2003	BMW 745Li	4.4L V8 4398cc
	2003-2007	FORD F-250 SUPER DUTY	6.0L V8 363 CID		2003-2005	LAND ROVER RANGE ROVER	4.4L V8 4398cc
	2003-2007	FORD F-350 SUPER DUTY	6.0L V8 363 CID		2003-2007	BMW 760Li	6.0L V12 5972cc
	2003-2007	FORD F-450 SUPER DUTY	6.0L V8 363 CID		2004-2006	BMW 760i	6.0L V12 5972cc
	2003-2007	FORD F-550 SUPER DUTY	6.0L V8 363 CID	22401	1981-1983	TOYOTA PICKUP	2.2L L4 2188cc
	2004-2005	FORD E-350 CLUB WAGON	6.0L V8 363 CID		1984	TOYOTA PICKUP	2.4L L4 2446cc
	2004-2010	FORD E-350 SUPER DUTY	6.0L V8 363 CID	22402	1992-2000	LEXUS SC300	3.0L L6 2997cc
	2004-2010	FORD E-450 SUPER DUTY	6.0L V8 363 CID		1993-1997	LEXUS GS300	3.0L L6 2997cc
22333	2007-2009	DODGE SPRINTER 2500	3.0L V6 2987cc		1993-1998	TOYOTA SUPRA	3.0L L6 2997cc
	2007-2009	DODGE SPRINTER 3500	3.0L V6 2987cc	22404	1985	TOYOTA PICKUP	2.4L L4 2446cc
22334	2009	FORD EXPEDITION	5.4L V8 330 CID	22405	1985-1989	SUBARU DL	1.8L H4 1781cc
	2009	LINCOLN NAVIGATOR	5.4L V8 330 CID		1985-1989	SUBARU GL	1.8L H4 1781cc
	2009-2010	FORD F-150	4.6L V8 281 CID		1985-1989	SUBARU GL-10	1.8L H4 1781cc
	2009-2010	FORD F-150	5.4L V8 330 CID		1986-1989	SUBARU RX	1.8L H4 1781cc
22335	1990-1993	MERCEDES-BENZ 500SL	5.0L V8 4973cc		1986-1991	SUBARU XT	1.8L H4 1781cc
	1992	MERCEDES-BENZ 400SE	4.2L V8 4196cc		1988	SUBARU XT	2.7L H6 2672cc
	1992-1993	MERCEDES-BENZ 500SEL	5.0L V8 4973cc		1990-1994	SUBARU LOYALE	1.8L H4 1781cc
	1993	MERCEDES-BENZ 400SEL	4.2L V8 4196cc	22406	1985-1987	SUBARU XT	1.8L H4 1781cc
	1993	MERCEDES-BENZ 500SEC	5.0L V8 4973cc		1990-1992	DAIHATSU ROCKY	1.6L L4 1589cc
	1994-1998	MERCEDES-BENZ SL500	5.0L V8 4973cc	22407	2003-2009	TOYOTA 4RUNNER	4.0L V6 3956cc 241 CID
	1994-1999	MERCEDES-BENZ S420	4.2L V8 4196cc		2005-2011	TOYOTA TUNDRA	4.0L V6 3956cc 241 CID
	1994-1999	MERCEDES-BENZ S500	5.0L V8 4973cc		2005-2015	TOYOTA TACOMA	4.0L V6 3956cc 241 CID
	1998-1999	MERCEDES-BENZ CL500	5.0L V8 4973cc		2007-2009	TOYOTA FJ CRUISER	4.0L V6 3956cc 241 CID
22336	1981	MERCEDES-BENZ 380SLC	3.8L V8 3839cc	22408	2007-2017	TOYOTA TUNDRA	5.7L V8 5663cc 345 CID
	1981-1983	MERCEDES-BENZ 380SEL	3.8L V8 3839cc		2008-2011	LEXUS LX570	5.7L V8 5663cc 345 CID
	1981-1985	MERCEDES-BENZ 380SL	3.8L V8 3839cc		2008-2011	TOYOTA LAND CRUISER	5.7L V8 5663cc 345 CID
	1982-1983	MERCEDES-BENZ 380SEC	3.8L V8 3839cc		2008-2017	TOYOTA SEQUOIA	5.7L V8 5663cc 345 CID
	1984-1985	MERCEDES-BENZ 380SE	3.8L V8 3839cc		2010-2012	TOYOTA SEQUOIA	4.6L V8 4608cc
	1984-1985	MERCEDES-BENZ 500SEC	5.0L V8 4973cc		2010-2017	LEXUS GX460	4.6L V8 4608cc
	1984-1985	MERCEDES-BENZ 500SEL	5.0L V8 4973cc		2010-2017	TOYOTA TUNDRA	4.6L V8 4608cc
	1986-1989	MERCEDES-BENZ 560SL	5.6L V8 5547cc		2013-2017	LEXUS LX570	5.7L V8 5663cc 345 CID
	1986-1991	MERCEDES-BENZ 420SEL	4.2L V8 4196cc		2013-2017	TOYOTA LAND CRUISER	5.7L V8 5663cc 345 CID
	1986-1991	MERCEDES-BENZ 560SEC	5.6L V8 5547cc	22409	2001-2002	MITSUBISHI MONTERO	3.5L V6 3497cc 215 CID
	1986-1991	MERCEDES-BENZ 560SEL	5.6L V8 5547cc		2003-2005	MITSUBISHI MONTERO	3.8L V6 3797cc 230 CID
22337	2006-2010	FORD EXPLORER	4.0L V6 245 CID		2006	MITSUBISHI MONTERO	3.8L V6 3828cc 230 CID
	2006-2010	FORD EXPLORER	4.6L V8 281 CID	22411	2010-2014	TOYOTA FJ CRUISER	4.0L V6 3956cc 241 CID
	2006-2010	MERCURY MOUNTAINEER	4.0L V6 245 CID		2010-2017	TOYOTA 4RUNNER	4.0L V6 3956cc 241 CID
	2006-2010	MERCURY MOUNTAINEER	4.6L V8 281 CID		2011-2014	TOYOTA TUNDRA	4.0L V6 3956cc 241 CID
	2007-2010	FORD EXPLORER SPORT TRAC	4.0L V6 245 CID		2016-2017	TOYOTA TACOMA	3.5L V6 3456cc
	2007-2010	FORD EXPLORER SPORT TRAC	4.6L V8 281 CID	22470	2007-2008	DODGE SPRINTER 2500	3.5L V6 3498cc
22338	2007-2008	FORD EXPEDITION	5.4L V8 330 CID		2007-2008	DODGE SPRINTER 3500	3.5L V6 3498cc
	2007-2008	FORD F-150	4.6L V8 281 CID	22496	1991-1998	MAZDA MPV	3.0L V6 2954cc 180 CID
	2007-2008	FORD F-350	5.4L V8 330 CID		1992-1995	MAZDA 929	3.0L V6 2954cc 180 CID
	2007-2008	LINCOLN MARK LT	5.4L V8 330 CID	22497	2015-2018	FORD TRANSIT-150	3.2L L5 195 CID
	2007-2008	LINCOLN NAVIGATOR	5.4L V8 330 CID		2015-2018	FORD TRANSIT-250	3.2L L5 195 CID
22339	2011-2016	FORD F-250 SUPER DUTY	6.2L V8 6210cc 379 CID		2015-2018	FORD TRANSIT-350	3.2L L5 195 CID
	2011-2016	FORD F-350 SUPER DUTY	6.2L V8 6210cc 379 CID		2015-2018	FORD TRANSIT-350 HD	3.2L L5 195 CID
22340	2011-2018	FORD F-250 SUPER DUTY	6.7L V8 6651cc 406 CID	22601	1983-1987	FORD E-250 ECONOLINE CLUB WAGON	6.9L V8 420 CID
	2011-2018	FORD F-350 SUPER DUTY	6.7L V8 6651cc 406 CID		1983-1987	FORD E-350 ECONOLINE	6.9L V8 420 CID
	2011-2018	FORD F-450 SUPER DUTY	6.7L V8 6651cc 406 CID		1983-1987	FORD E-350 ECONOLINE CLUB WAGON	6.9L V8 420 CID
	2011-2018	FORD F-550 SUPER DUTY	6.7L V8 6651cc 406 CID		1983-1987	FORD F-250	6.9L V8 420 CID
22341	2009-2016	CHEVROLET EXPRESS 2500	6.6L V8 6599cc 403 CID		1983-1987	FORD F-350	6.9L V8 420 CID
	2009-2016	CHEVROLET EXPRESS 3500	6.6L V8 6599cc 403 CID		1988-1991	FORD E-250 ECONOLINE CLUB WAGON	7.3L V8 445 CID
	2009-2016	CHEVROLET EXPRESS 4500	6.6L V8 6599cc 403 CID		1988-1992	FORD E-350 ECONOLINE	7.3L V8 445 CID
	2009-2016	GMC SAVANA 2500	6.6L V8 6599cc 403 CID		1988-1992	FORD E-350 ECONOLINE CLUB WAGON	7.3L V8 445 CID
	2009-2016	GMC SAVANA 3500	6.6L V8 6599cc 403 CID		1988-1992	FORD F-250	7.3L V8 445 CID
	2009-2016	GMC SAVANA 4500	6.6L V8 6599cc 403 CID		1988-1992	FORD F-350	7.3L V8 445 CID
22342	2011-2016	CHEVROLET SILVERADO 2500 HD	6.6L V8 6599cc 403 CID		1990-1991	FORD F SUPER DUTY	7.3L V8 445 CID
	2011-2016	CHEVROLET SILVERADO 3500 HD	6.6L V8 6599cc 403 CID	22602	1982	CHEVROLET C10	6.2L V8 379 CID
	2011-2016	GMC SIERRA 2500 HD	6.6L V8 6599cc 403 CID		1982	CHEVROLET C10 SUBURBAN	6.2L V8 379 CID
	2011-2016	GMC SIERRA 3500 HD	6.6L V8 6599cc 403 CID		1982	CHEVROLET K5 BLAZER	6.2L V8 379 CID
22343	2011-2013	INFINITI QX56	5.6L V8 5552cc		1982	CHEVROLET K10	6.2L V8 379 CID
	2014-2017	INFINITI QX80	5.6L V8 5552cc		1982	CHEVROLET K10 SUBURBAN	6.2L V8 379 CID
	2016-2017	NISSAN TITAN XD	5.6L V8 5552cc		1982	GMC C1500	6.2L V8 379 CID
	2017	NISSAN ARMADA	5.6L V8 5552cc		1982	GMC C1500 SUBURBAN	6.2L V8 379 CID
	2017	NISSAN TITAN	5.6L V8 5552cc		1982	GMC JIMMY	6.2L V8 379 CID
22344	2003-2004	DODGE RAM 2500	5.9L L6 359 CID		1982	GMC K1500	6.2L V8 379 CID
	2003-2004	DODGE RAM 3500	5.9L L6 359 CID	22603	1980-1990	CHEVROLET C60	6.0L V8 366 CID
22345	2010	DODGE RAM 2500	6.7L L6 408 CID		1980-1990	CHEVROLET C70	6.0L V8 366 CID
	2010	DODGE RAM 3500	6.7L L6 408 CID		1980-1990	GMC C6000	6.0L V8 366 CID
	2011-2012	RAM 2500	6.7L L6 408 CID		1980-1990	GMC C7000	6.0L V8 366 CID
	2011-2012	RAM 3500	6.7L L6 408 CID		1983-1991	CHEVROLET B60	6.0L V8 366 CID
22346	2010-2017	MERCEDES-BENZ SPRINTER 2500	3.0L V6 2987cc		1983-1991	GMC B6000	6.0L V8 366 CID
	2010-2017	MERCEDES-BENZ SPRINTER 3500	3.0L V6 2987cc				
22347	2013-2017	RAM 2500	6.7L L6 408 CID				
	2013-2017	RAM 3500	6.7L L6 408 CID				
	2014-2017	RAM 4500	6.7L L6 408 CID				



FAN CLUTCH BUYERS GUIDE



USMW	Years	Application	Engine	USMW	Years	Application	Engine		
22604	1999-2009	FORD F-350	5.4L V8 330 CID	22612	1998	FORD E-350 ECONOLINE	7.3L V8 445 CID		
	2000-2001	FORD F-250	5.4L V8 330 CID		1998-1999	FORD ECONOLINE SUPER DUTY	7.3L V8 445 CID		
	2001-2008	FORD LOBO	5.4L V8 330 CID		1998-2002	FORD E-350 ECONOLINE CLUB WAGON	7.3L V8 445 CID		
	2002-2004	FORD F-350 SUPER DUTY	5.4L V8 330 CID		1999-2003	FORD E-350 SUPER DUTY	7.3L V8 445 CID		
	2009	FORD F-350 SUPER DUTY	5.4L V8 330 CID		2000-2002	FORD E-450 ECONOLINE SUPER DUTY	7.3L V8 445 CID		
22605	1994	CHEVROLET BLAZER	6.5L V8 395 CID		2002	FORD E-550 ECONOLINE SUPER DUTY	7.3L V8 445 CID		
	1994-1996	CHEVROLET C1500	6.5L V8 395 CID		2003	FORD E-350 CLUB WAGON	7.3L V8 445 CID		
	1994-1996	CHEVROLET C2500	6.5L V8 395 CID		2003	FORD E-450 SUPER DUTY	7.3L V8 445 CID		
	1994-1996	CHEVROLET C2500 SUBURBAN	6.5L V8 395 CID		2003	FORD E-550 SUPER DUTY	7.3L V8 445 CID		
	1994-1996	CHEVROLET C3500	6.5L V8 395 CID		22613	1997	GMC C1500	6.5L V8 395 CID	
	1994-1996	CHEVROLET K1500	6.5L V8 395 CID			1997	GMC YUKON	6.5L V8 395 CID	
	1994-1996	CHEVROLET K2500	6.5L V8 395 CID			1997-1998	AM GENERAL HUMMER	6.5L V8 395 CID	
	1994-1996	CHEVROLET K2500 SUBURBAN	6.5L V8 395 CID			1997-1998	CHEVROLET C1500	6.5L V8 395 CID	
	1994-1996	CHEVROLET K3500	6.5L V8 395 CID			1997-1998	CHEVROLET EXPRESS 2500	6.5L V8 395 CID	
	1994-1996	GMC C1500	6.5L V8 395 CID			1997-1998	CHEVROLET EXPRESS 3500	6.5L V8 395 CID	
	1994-1996	GMC C2500	6.5L V8 395 CID			1997-1998	CHEVROLET K1500	6.5L V8 395 CID	
	1994-1996	GMC C2500 SUBURBAN	6.5L V8 395 CID			1997-1998	GMC K1500	6.5L V8 395 CID	
	1994-1996	GMC C3500	6.5L V8 395 CID			1997-1998	GMC SAVANA 2500	6.5L V8 395 CID	
	1994-1996	GMC K1500	6.5L V8 395 CID			1997-1998	GMC SAVANA 3500	6.5L V8 395 CID	
	1994-1996	GMC K2500	6.5L V8 395 CID	1997-1999		CHEVROLET C1500 SUBURBAN	6.5L V8 395 CID		
	1994-1996	GMC K2500 SUBURBAN	6.5L V8 395 CID	1997-1999		CHEVROLET C2500	6.5L V8 395 CID		
	1994-1996	GMC K3500	6.5L V8 395 CID	1997-1999		CHEVROLET C2500 SUBURBAN	6.5L V8 395 CID		
	1994-1996	GMC YUKON	6.5L V8 395 CID	1997-1999		CHEVROLET C3500	6.5L V8 395 CID		
	1994-1998	CHEVROLET P30	6.5L V8 395 CID	1997-1999		CHEVROLET K1500 SUBURBAN	6.5L V8 395 CID		
	1995-1996	CHEVROLET C1500 SUBURBAN	6.5L V8 395 CID	1997-1999		CHEVROLET K2500	6.5L V8 395 CID		
	1995-1996	CHEVROLET K1500 SUBURBAN	6.5L V8 395 CID	1997-1999		CHEVROLET K2500 SUBURBAN	6.5L V8 395 CID		
	1995-1996	CHEVROLET TAHOE	6.5L V8 395 CID	1997-1999		CHEVROLET K3500	6.5L V8 395 CID		
	1995-1996	GMC C1500 SUBURBAN	6.5L V8 395 CID	1997-1999	CHEVROLET TAHOE	6.5L V8 395 CID			
	1995-1996	GMC K1500 SUBURBAN	6.5L V8 395 CID	1997-1999	GMC C1500 SUBURBAN	6.5L V8 395 CID			
	1996	CHEVROLET EXPRESS 2500	6.5L V8 395 CID	1997-1999	GMC C2500	6.5L V8 395 CID			
	1996	CHEVROLET EXPRESS 3500	6.5L V8 395 CID	1997-1999	GMC C2500 SUBURBAN	6.5L V8 395 CID			
	1996	GMC SAVANA 2500	6.5L V8 395 CID	1997-1999	GMC C3500	6.5L V8 395 CID			
	1996	GMC SAVANA 3500	6.5L V8 395 CID	1997-1999	GMC K1500 SUBURBAN	6.5L V8 395 CID			
1997-1998	GMC P3500	6.5L V8 395 CID	1997-1999	GMC K2500	6.5L V8 395 CID				
22606	1992-1993	CHEVROLET C2500	6.5L V8 395 CID	1997-1999	GMC K2500 SUBURBAN	6.5L V8 395 CID			
	1992-1993	CHEVROLET C3500	6.5L V8 395 CID	1997-1999	GMC K3500	6.5L V8 395 CID			
	1992-1993	CHEVROLET K2500	6.5L V8 395 CID	1999	CHEVROLET P30	6.5L V8 395 CID			
	1992-1993	CHEVROLET K3500	6.5L V8 395 CID	1999	GMC P3500	6.5L V8 395 CID			
	1992-1993	GMC C2500	6.5L V8 395 CID	22614	1999	CHEVROLET C1500 SUBURBAN	6.5L V8 395 CID		
	1992-1993	GMC C3500	6.5L V8 395 CID		1999	CHEVROLET C2500 SUBURBAN	6.5L V8 395 CID		
	1992-1993	GMC K2500	6.5L V8 395 CID		1999	CHEVROLET K1500 SUBURBAN	6.5L V8 395 CID		
	1992-1993	GMC K3500	6.5L V8 395 CID		1999	CHEVROLET K2500 SUBURBAN	6.5L V8 395 CID		
	1992-1993	GMC K3500	6.5L V8 395 CID		1999	GMC C1500 SUBURBAN	6.5L V8 395 CID		
1992-1993	FORD E-350 ECONOLINE	7.3L V8 445 CID	1999		GMC C2500 SUBURBAN	6.5L V8 395 CID			
1992-1993	FORD E-350 ECONOLINE CLUB WAGON	7.3L V8 445 CID	1999		GMC K1500 SUBURBAN	6.5L V8 395 CID			
1992	FORD E-350 ECONOLINE CLUB WAGON	7.5L V8 460 CID	1999		GMC K2500 SUBURBAN	6.5L V8 395 CID			
1992-1993	FORD F-250	7.3L V8 445 CID	1999-2000		CHEVROLET C2500	6.5L V8 395 CID			
1992-1993	FORD F-350	7.3L V8 445 CID	1999-2000		CHEVROLET C3500	6.5L V8 395 CID			
1993-1994	FORD F59	7.3L V8 445 CID	1999-2000		CHEVROLET K2500	6.5L V8 395 CID			
1993-1994	FORD F SUPER DUTY	7.3L V8 445 CID	1999-2000		CHEVROLET K3500	6.5L V8 395 CID			
22608	1999-2000	CHEVROLET C6500 KODIAK	7.4L V8 454 CID	1999-2000	GMC C2500	6.5L V8 395 CID			
	1999-2000	GMC C6500 TOPKICK	7.4L V8 454 CID	1999-2000	GMC C3500	6.5L V8 395 CID			
	1999-2000	GMC C7500 TOPKICK	7.4L V8 454 CID	1999-2000	GMC K2500	6.5L V8 395 CID			
	1999-2002	CHEVROLET C6500 KODIAK	7.2L L6 441 CID	1999-2000	GMC K3500	6.5L V8 395 CID			
	1999-2002	GMC C6500 TOPKICK	7.2L L6 441 CID	22615	1996-2001	FORD EXPLORER	5.0L V8 302 CID		
	1999-2002	GMC C7500 TOPKICK	7.2L L6 441 CID		1997-2001	MERCURY MOUNTAINEER	5.0L V8 302 CID		
	2001-2002	CHEVROLET C7500 KODIAK	7.2L L6 441 CID		2008-2010	HUMMER H3	5.3L V8 5328cc 325 CID		
	22609	1993-1997	FORD E-350 ECONOLINE		7.3L V8 445 CID	2009-2010	HUMMER H3T	5.3L V8 5328cc 325 CID	
1993-1997		FORD E-350 ECONOLINE CLUB WAGON	7.3L V8 445 CID		2009-2012	CHEVROLET COLORADO	5.3L V8 5328cc 325 CID		
1994		FORD F59	7.3L V8 445 CID		2009-2012	GMC CANYON	5.3L V8 5328cc 325 CID		
1995-1996		FORD F-250	7.3L V8 445 CID	22616	2000-2002	DODGE RAM 2500	5.9L L6 359 CID		
1995-1997	FORD F-350	7.3L V8 445 CID	2000-2002		DODGE RAM 3500	5.9L L6 359 CID			
1995-1997	FORD F SUPER DUTY	7.3L V8 445 CID	22617		2001-2005	CHEVROLET SILVERADO 2500 HD	6.6L V8 6599cc 403 CID		
1996	FORD ECONOLINE SUPER DUTY	5.8L V8 351 CID			2001-2005	CHEVROLET SILVERADO 3500	6.6L V8 6599cc 403 CID		
1996-1997	FORD ECONOLINE SUPER DUTY	7.3L V8 445 CID		2001-2005	GMC SIERRA 2500 HD	6.6L V8 6599cc 403 CID			
22610	1997-1998	FORD E-350 ECONOLINE		6.8L V10 415 CID	2001-2005	GMC SIERRA 3500	6.6L V8 6599cc 403 CID		
	1997-1999	FORD ECONOLINE SUPER DUTY		6.8L V10 415 CID	2006-2008	CHEVROLET EXPRESS 2500	6.6L V8 6599cc 403 CID		
	1997-2002	FORD E-350 ECONOLINE CLUB WAGON		6.8L V10 415 CID	2006-2008	CHEVROLET EXPRESS 3500	6.6L V8 6599cc 403 CID		
	1999-2000	FORD F-150		5.4L V8 330 CID	2006-2008	GMC SAVANA 2500	6.6L V8 6599cc 403 CID		
	1999-2007	FORD F-250 SUPER DUTY		6.8L V10 415 CID	2006-2008	GMC SAVANA 3500	6.6L V8 6599cc 403 CID		
	1999-2007	FORD F-350 SUPER DUTY		6.8L V10 415 CID	22618	1999-2001	AM GENERAL HUMMER	6.5L V8 395 CID	
	1999-2007	FORD F-450 SUPER DUTY		6.8L V10 415 CID		2002-2004	HUMMER H1	6.5L V8 395 CID	
	1999-2007	FORD F-550 SUPER DUTY		6.8L V10 415 CID		22619	1990-1991	CHEVROLET C5500 KODIAK	6.0L V8 366 CID
	1999-2007	FORD F-550 SUPER DUTY		6.8L V10 415 CID			1990-1991	GMC C5000 TOPKICK	6.0L V8 366 CID
	1999-2015	FORD E-350 SUPER DUTY		6.8L V10 415 CID			1990-1996	CHEVROLET C60 KODIAK	6.0L V8 366 CID
	2000-2002	FORD E-450 ECONOLINE SUPER DUTY		6.8L V10 415 CID			1990-1996	CHEVROLET C60 KODIAK	7.0L V8 6998cc 427 CID
	2000-2005	FORD EXCURSION		6.8L V10 415 CID			1990-1996	CHEVROLET C70 KODIAK	6.0L V8 366 CID
2002	FORD E-550 ECONOLINE SUPER DUTY	6.8L V10 415 CID		1990-1996			CHEVROLET C70 KODIAK	7.0L V8 6998cc 427 CID	
2003	FORD E-350 CLUB WAGON	6.8L V10 415 CID	1990-1996	GMC C6000 TOPKICK			6.0L V8 366 CID		
2003	FORD E-550 SUPER DUTY	6.8L V10 415 CID	1990-1996	GMC C7000 TOPKICK			6.0L V8 366 CID		
2003-2015	FORD E-450 SUPER DUTY	6.8L V10 415 CID	1990-1996	GMC C7000 TOPKICK			7.0L V8 6998cc 427 CID		
2005	FORD E-350 CLUB WAGON	6.8L V10 415 CID	1993-1998	CHEVROLET B7			6.0L V8 366 CID		
22611	1999-2003	FORD F-250 SUPER DUTY	7.3L V8 445 CID	1994-1998	CHEVROLET B7		7.0L V8 6998cc 427 CID		
	1999-2003	FORD F-350 SUPER DUTY	7.3L V8 445 CID	1997-1998	CHEVROLET C6500 KODIAK		6.0L V8 366 CID		
	1999-2003	FORD F-450 SUPER DUTY	7.3L V8 445 CID	1997-1998	CHEVROLET C6500 KODIAK		7.0L V8 6998cc 427 CID		
	1999-2003	FORD F-550 SUPER DUTY	7.3L V8 445 CID	1997-1998	GMC C6500 TOPKICK		6.0L V8 366 CID		
	2000-2003	FORD EXCURSION	7.3L V8 445 CID	1997-1998	GMC C6500 TOPKICK		7.0L V8 6998cc 427 CID		

FAN CLUTCHES

USMW	Years	Application	Engine	USMW	Years	Application	Engine
22619	1997-1998	GMC C7500 TOPKICK	6.0L V8 366 CID				
	1997-1998	GMC C7500 TOPKICK	7.0L V8 6998cc 427 CID				
	1999-2000	CHEVROLET C7500 KODIAK	7.4L V8 454 CID				
22620	2003-2008	DODGE RAM 2500	5.7L V8 345 CID				
	2003-2008	DODGE RAM 3500	5.7L V8 345 CID				
22623	1983	FORD F700	10.4L V8 636 CID				
	1983-1986	FORD FT800	6.1L V8 370 CID				
	1983-1987	FORD F600	8.2L V8 501 CID				
	1983-1987	FORD F700	8.2L V8 501 CID				
	1983-1989	FORD F700	6.1L V8 370 CID				
	1983-1991	FORD F600	6.1L V8 370 CID				
	1983-1994	FORD F600	7.0L V8 429 CID				
	1983-1998	FORD F700	7.0L V8 429 CID				
	1986-1989	FORD F700	6.6L L6 401 CID				
	1986-1993	FORD F600	6.6L L6 401 CID				
	1987-1989	FORD F600	7.8L L6 473 CID				
	1987-1989	FORD F700	7.8L L6 473 CID				
	1987-1989	FORD F700	10.4L V8 636 CID				
	1988-1990	FORD FT800	6.1L V8 370 CID				
	1993-1994	FORD F600	5.9L L6 359 CID				
22624	2010-2016	CHEVROLET EXPRESS 4500	6.0L V8 5967cc 364 CID				
	2010-2016	GMC SAVANA 4500	6.0L V8 5967cc 364 CID				
	2010-2017	CHEVROLET EXPRESS 3500	6.0L V8 5967cc 364 CID				
	2010-2017	GMC SAVANA 3500	6.0L V8 5967cc 364 CID				
22625	1999-2002	CHEVROLET EXPRESS 2500	6.5L V8 395 CID				
	1999-2002	CHEVROLET EXPRESS 3500	6.5L V8 395 CID				
	1999-2002	GMC SAVANA 2500	6.5L V8 395 CID				
	1999-2002	GMC SAVANA 3500	6.5L V8 395 CID				
	2006	CHEVROLET SILVERADO 3500	6.6L V8 6599cc 403 CID				
	2006	GMC SIERRA 3500	6.6L V8 6599cc 403 CID				
	2006-2010	CHEVROLET SILVERADO 2500 HD	6.6L V8 6599cc 403 CID				
	2006-2010	GMC SIERRA 2500 HD	6.6L V8 6599cc 403 CID				
	2007	CHEVROLET SILVERADO 2500 HD CLASSIC	6.6L V8 6599cc 403 CID				
	2007	CHEVROLET SILVERADO 3500 CLASSIC	6.6L V8 6599cc 403 CID				
	2007	GMC SIERRA 2500 HD CLASSIC	6.6L V8 6599cc 403 CID				
	2007	GMC SIERRA 3500 CLASSIC	6.6L V8 6599cc 403 CID				
	2007-2010	CHEVROLET SILVERADO 3500 HD	6.6L V8 6599cc 403 CID				
	2007-2010	GMC SIERRA 3500 HD	6.6L V8 6599cc 403 CID				
	22626	2007-2011	JEEP WRANGLER	3.8L V6 3778cc 231 CID			
22627	2007-2008	CHEVROLET TRAILBLAZER	5.3L V8 5328cc 325 CID				
	2008	ISUZU ASCENDER	4.2L L6 256 CID				
	2008-2009	CHEVROLET TRAILBLAZER	4.2L L6 256 CID				
	2008-2009	GMC ENVOY	4.2L L6 256 CID				
	2008-2009	GMC ENVOY	5.3L V8 5328cc 325 CID				
	2008-2009	SAAB 9-7X	4.2L L6 256 CID				
	2008-2009	SAAB 9-7X	5.3L V8 5328cc 325 CID				
	2008-2009	SAAB 9-7X	6.0L V8 5967cc 364 CID				
22629	2003-2007	CHEVROLET C4500 KODIAK	6.6L V8 6599cc 403 CID				
	2003-2007	CHEVROLET C5500 KODIAK	6.6L V8 6599cc 403 CID				
22630	2001-2002	CHEVROLET C6500 KODIAK	8.1L V8 496 CID				
	2001-2002	CHEVROLET C7500 KODIAK	8.1L V8 496 CID				
	2001-2002	GMC C6500 TOPKICK	8.1L V8 496 CID				
	2001-2002	GMC C7500 TOPKICK	8.1L V8 496 CID				
22631	1997-1998	CHEVROLET C7500 KODIAK	7.0L V8 6998cc 427 CID				
	1999-2000	CHEVROLET B7	7.4L V8 454 CID				
22632	2004-2006	CADILLAC SRX	3.6L V6 3564cc 217 CID				
	2004-2009	CADILLAC SRX	4.6L V8 281 CID				
	2005-2006	CADILLAC STS	3.6L V6 3564cc 217 CID				
	2005-2010	CADILLAC STS	4.6L V8 281 CID				
22633	2003-2009	CHEVROLET C4500 KODIAK	8.1L V8 496 CID				
	2003-2009	CHEVROLET C5500 KODIAK	8.1L V8 496 CID				
	2003-2009	GMC C4500 TOPKICK	8.1L V8 496 CID				
	2003-2009	GMC C5500 TOPKICK	8.1L V8 496 CID				
22634	2007-2017	FORD E-450 SUPER DUTY	6.8L V10 415 CID				
	2007-2018	FORD E-350 SUPER DUTY	6.8L V10 415 CID				
	2008	FORD F-450 SUPER DUTY	6.8L V10 415 CID				
	2008-2010	FORD F-250 SUPER DUTY	6.8L V10 415 CID				
	2008-2010	FORD F-350 SUPER DUTY	6.8L V10 415 CID				
	2008-2018	FORD F-550 SUPER DUTY	6.8L V10 415 CID				
	2010-2018	FORD F-450 SUPER DUTY	6.8L V10 415 CID				
	2011-2018	FORD F53	6.8L V10 415 CID				
	2014-2018	FORD F59	6.8L V10 415 CID				



FAN CLUTCH CROSS REFERENCE



AM General		Chrysler (cont'd.)		Chrysler (cont'd.)	
05939545	22052	5202 8306	22151	5505 6508AA	22150
06003082	22154	5202 8307	22151	5505 6585AA	22170
06004284	22140	5202 8327	22148	5505 6699AA	22626
06007274	22140	5202 8428	22149	5505 6840AB	22059
06008664	22613	5202 8428AB	22149	5505 6840AC	22059
06009791	22613	5202 8615AB	22070	5505 6860AB	22150
06009991	22618	5202 8743	22159	5505 6860AC	22150
BMW		5202 8760	22070	5505 6932AC	22345
11 52 1 277 060	22071	5202 8789AB	22168	5505 6932AE	22345
11 52 1 310 520	22071	5202 8789AC	22168	5505 6932AF	22345
11 52 1 466 000	22071	5202 8789AE	22168	5505 6932AG	22345
11 52 1 468 471	22071	5202 8789AF	22168	5505 6946AA	22070
11 52 1 723 918	22071	5202 8790AC	22168	5505 6963AA	22620
11 52 7 500 339	22099	5202 8790AE	22168	5505 6963AB	22620
11 52 7 502 804	22099	5202 8799AA	22171	5505 6990AA	22331
11 52 7 505 302	22099	5202 8799AB	22171	5505 6990AB	22331
11 52 7 830 486	22326	5202 8799AC	22171	5505 6990AC	22331
11 52 7 831 619	22099	5202 8837AA	22171	5505 7087AA	22059
17 41 7 505 109	22399	5202 8877AC	22620	5505 7111AA	22168
Chrysler		5202 8879AD	22344	5505 7152AA	22059
3236 603	22048	5202 8879AF	22344	5505 7153AA	22059
3236 738	22048	5202 8894AA	22616	5511 6813AA	22151
3237 559	22049	5202 8940AB	22170	5511 6882AA	22152
3237 560	22049	5202 8944	22171	6800 4915AA	22328M
3237 591	22049	5202 8944AB	22171	6801 2412AA	22333
3239 377	22048	5202 8992AA	22164	6801 2413AA	22470
3241 856	22048	5202 8992AB	22164	6806 4284AA	22148
3241 857	22048	5202 8992AC	22164	6806 4285AA	22149
3769 317	22045	5202 8994AA	22164	6806 4764AA	22149
3769 617	22045	5202 8994AB	22164	6806 4765AA	22160
4095 703	22043	5202 8994AC	22164	6806 4766AA	22151
4095 704	22043	5202 8995AA	22164	6806 4767AA	22165
4095 853	22043	5202 9076AA	22171	6806 5080AA	22148
4167 771	22043	5202 9084AA	22171	6806 8481AA	22345
4266 665	22026	5202 9085AA	22171	6808 5950AA	22626
4428 159	22070	5202 9152	22171	6808 8545AA	22152
4637 575	22149	5202 9152AB	22171	6815 5609AB	22345
4637 575AB	22149	5202 9275AA	22170	6819 4962AA	22035
4773 423	22170	5202 9275AB	22170	8133 195	22048
4773 426	22170	5202 9275AD	22170	J3239377	22048
5103 623AA	22328	5202 9276AA	22170	J3241856	22048
5200 3205	22148	5202 9276AB	22170	J3241857	22048
5200 4928	22070	5202 9276AD	22170	J3241858	22148
5200 6096	22070	5202 9290AC	22170	J5362170	22026
5200 7226	22149	5202 9291AD	22170	J5362520	22126
5201 4729AA	22347	5202 9291AE	22170	J5362722	22049
5201 4729AB	22347	5202 9300AD	22159	Cummins	
5201 4729AC	22347	5202 9300AE	22159	5202 8894AA	22616
5202 7710	22170	5202 9400AA	22159	Daihatsu	
5202 7710AB	22170	5202 9767AA	22170	16210-87103-000	22343
5202 7734	22146	5202 9858AA	22165	Ford	
5202 7823	22174	5202 9858AC	22164	1L5Z 8A616-AC	22135
5202 7824	22174	5202 9858AD	22165	2C5Z 8A616-BA	22139
5202 7847	22160	5202 9858AE	22165	2L5Z 8A616-AA	22135
5202 7848	22159	5202 9860AC	22168	4C3Z 8A616-AA	22332
5202 7858	22151	5202 9876AC	22168	4C3Z 8A616-SA	22332
5202 7860	22151	5202 9977AB	22168	4L2Z 8A616-AA	22139
5202 7862	22170	5202 9977AC	22168	4L3Z 8A616-CA	22168
5202 7882	22170	5202 9977AD	22168	4L5Z 8A616-AA	22135
5202 7882AB	22170	5207 9438AB	22151	5C2Z 8A616-CA	22168
5202 7883	22160	5207 9443	22151	5C2Z 8A616-DA	22168
5202 7883AB	22160	5207 9625	22148	5C3Z 8A616-A	22168
5202 7883AC	22160	5207 9625AB	22148	5C3Z 8A616-B	22168
5202 7884	22160	5207 9671AB	22174	5C3Z 8A616-BA	22610
5202 7885	22159	5207 9684	22149	5C3Z 8A616-MA	22610
5202 7890	22148	5207 9684AB	22149	5L3Z 8A616-AB	22159
5202 7890AB	22148	5207 9718AC	22152	5L3Z 8A616-BB	22159
5202 7892	22149	5207 9718AD	22151	5L3Z 8A616-CB	22168
5202 8207	22159	5207 9787AA	22160	5L3Z 8A616-DB	22168
5202 8208	22170	5300 1168	22148	5L5Z 8A616-AA	22135
5202 8214	22160	5300 1693	22048	6L2Z 8A616-BA	22337
5202 8215	22160	5300 9020	22049	6L5Z 8A616-AA	22078
5202 8297	22160	5300 9874	22146	6L5Z 8A616-BA	22166
5202 8298	22160	5503 7733AD	22172	6L5Z 8A616-CA	22135
5202 8305	22160	5503 8106AA	22152		

FAN CLUTCHES



FAN CLUTCH CROSS REFERENCE



Ford (cont'd.)		Ford (cont'd.)		Ford (cont'd.)	
7C2Z 8A616-A	22168	E7TZ 8A616-L	22146	F85Z 8A616-CA	22168
7C2Z 8A616-B	22168	E8TZ 8A616-C	22146	F85Z 8A616-DA	22168
7C3Z 8A616-A	22168	E8TZ 8A616-D	22601	F87Z 8A616-AA	22078
7C3Z 8A616-B	22634	E8TZ 8A616-G	22060	F87Z 8A616-BA	22015
7C3Z 8A616-C	22169	E8TZ 8A616-H	22060	F87Z 8A616-DA	22010
7C3Z 8A616-D	22634	E9SZ 8A616-A	22126	F87Z 8A616-FA	22166
7C3Z 8A616-F	22329	E9TZ 8A616-A	22601	FC3Z 8A616-A	22340
7L1Z 8A616-A	22338	E9TZ 8A616-H	22146	FC3Z 8A616-B	22340
7L2Z 8A616-A	22337	E9TZ 8A616-J	22146	FC4Z 8A616-A	22634
8C3Z 8A616-A	22329	E9TZ 8A616-K	22052	FC4Z 8A616-B	22634
8C3Z 8A616-S	22329	E9TZ 8A616-L	22052	Ford / International	
9L3Z 8A616-B	22334	E9TZ 8A616-M	22060	F2UZ 8A616-H	22601
AU2Z 8A616-F	22139	E9UZ 8A616-C	22146	F4TZ 8A616-B	22607
AU2Z 8A616-J	22159	E9UZ 8A616-D	22060	F5TZ 8A616-KB	22609
AU2Z 8A616-L	22611	E35Y 8A616-A	22011	F8UZ 8A616-AA	22612
AU2Z 8A616-M	22126	E45Y 8A616-B	22011	F81Z 8A616-DA	22611
AU2Z 8A616-N	22167	E69Z 8A616-A	22044	General Motors	
AU2Z 8A616-P	22052	E69Z 8A616-B	22065	342754	22049
AU2Z 8A616-TA	22612	E69Z 8A616-D	22064	343721	22060
BC3Z 8A616-A	22339	E69Z 8A616-E	22064	372502	22037
BC3Z 8A616-B	22340	E69Z 8A616-F	22065	460798	22049
BC3Z 8A616-C	22339	E99Z 8A616-A	22064	472807	22049
BC3Z 8A616-CC	22340	E99Z 8A616-B	22064	561826	22045
BC3Z 8A616-D	22340	EOMY 8A616-A	22011	1625161	22049
CK4Z 8600-A	22497	F1SZ 8A616-A	22163	4974948	22043
D3TZ 8A616-A	22052	F1TZ 8A616-E	22167	4993982	22042
E0SZ 8A616-B	22012	F1TZ 8A616-G	22166	06003082	22154
E0SZ 8A616-C	22012	F1TZ 8A616-H	22064	06008664	22613
E0WY 8A616-A	22011	F1TZ 8A616-J	22064	06009791	22613
E1AZ 8A616-A	22011	F1TZ 8A616-K	22166	06009991	22618
E1TZ 8A616-A	22052	F1TZ 8A616-L	22167	10014251	22045
E1TZ 8A616-B	22045	F1VY 8A616-A	22165	10197605	22045
E1ZZ 8A616-A	22126	F1VY 8A616-B	22165	10197798	22145
E1ZZ 8A616-B	22126	F2AZ 8A616-D	22169	10382026	22632
E2DZ 8A616-A	22126	F2LY 8A616-A	22126	10382029	22632
E2DZ 8A616-B	22126	F2TZ 8A616-A	22052	10383029	22310
E2TZ 8A616-A	22126	F2TZ 8A616-B	22052	12306610	22049
E2TZ 8A616-B	22126	F2TZ 8A616-C	22607	12383420	22045
E2UZ 8A616-B	22054	F2UZ 8A616-E	22052	12517624	22602
E2ZZ 8A616-A	22126	F2UZ 8A616-F	22155	12529772	22045
E3DZ 8A616-A	22012	F2UZ 8A616-G	22155	12529773	22145
E3DZ 8A616-B	22012	F2UZ 8A616-H	22601	12529774	22045
E3HZ 8A616-J	22623	F3TZ 8A616-B	22155	14001193	22013
E3SZ 8A616-A	22126	F3TZ 8A616-C	22155	14006727	22045
E3SZ 8A616-B	22126	F3VY 8A616-A	22169	14006729	22045
E3TZ 8A616-L	22052	F4TZ 8A616-A	22146	14006730	22045
E3TZ 8A616-P	22052	F4TZ 8A616-B	22607	14006731	22049
E3TZ 8A616-R	22010	F4UZ 8A616-A	22146	14006732	22049
E3TZ 8A616-S	22010	F4VY 8A616-B	22169	14007832	22045
E3TZ 8A616-T	22061	F5TZ 8A616-B	22052	14007833	22045
E3TZ 8A616-U	22061	F5TZ 8A616-KB	22609	14010295	22049
E3ZZ 8A616-A	22126	F5UZ 8A616-A	22052	14010296	22045
E3ZZ 8A616-B	22126	F6AZ 8A616-AA	22169	14015569	22045
E4DZ 8A616-A	22146	F7UZ 8A616-CA	22168	14020668	22045
E4DZ 8A616-B	22146	F7UZ 8A616-DA	22168	14032392	22602
E4SZ 8A616-A	22070	F7UZ 8A616-JA	22610	14032395	22052
E4TZ 8A616-A	22060	F7UZ 8A616-KA	22610	14037607	22049
E5LY 8A616-A	22126	F8UZ 8A616-AA	22612	14044660	22048
E5TZ 8A616-A	22065	F57Z 8A616-A	22166	14045258	22043
E5TZ 8A616-B	22065	F57Z 8A616-C	22010	14046527	22048
E5TZ 8A616-C	22601	F57Z 8A616-D	22078	14047080	22037
E5TZ 8A616-G	22601	F57Z 8A616-RA	22166	14050448	22052
E5ZZ 8A616-A	22126	F65Z 8A616-AB	22159	14061688	22052
E5ZZ 8A616-B	22146	F65Z 8A616-BB	22159	14061689	22052
E6AZ 8A616-A	22011	F65Z 8A616-CA	22168	14066205	22013
E6AZ 8A616-B	22011	F65Z 8A616-DA	22168	14076309	22013
E6SZ 8A616-A	22126	F67Z 8A616-NA	22615	14076342	22010
E6SZ 8A616-B	22126	F77Z 8A616-LB	22166	14076343	22013
E7RY 8A616-A	22067	F81Z 8A616-AA	22159	14077971	22049
E7SZ 8A616-A	22126	F81Z 8A616-BA	22610	15022299	22158
E7SZ 8A616-B	22126	F81Z 8A616-DA	22611	15022300	22158
E7TZ 8A616-G	22011	F81Z 8A616-LA	22168	15022301	22145
E7TZ 8A616-H	22161	F81Z 8A616-MA	22610	15022302	22613
E7TZ 8A616-J	22161	F85Z 8A616-AA	22159	15028400	22613
E7TZ 8A616-K	22126	F85Z 8A616-BA	22159	15029405	22614



FAN CLUTCH CROSS REFERENCE



General Motors (cont'd.)		General Motors (cont'd.)		General Motors (cont'd.)	
15030174	22613	22008462	22043	84144840	22342
15030175	22154	22008464	22049	88961755	22048
15049054	22158	22008474	22049	88961756	22056
15073014	22158	22008490	22043	88961757	22153
15073580	22136	22008498	22043	88961758	22136
15089746	22158	22008500	22043	88961759	22049
15091842	22158	22008508	22049	88961761	22049
15102145	22625	22008518	22045	88961765	22045
15106619	22173	22008524	22049	88961766	22051
15106620	22123	22049771	22049	88961767	22045
15130067	22617	22049774	22049	88961768	22052
15152298	22625	22049775	22043	88968601	22158
15154901	22158	22049776	22045	89000171	22026
15205986	22629	22049785	22045	91173035	22068
15293048	22310	22049787	22026	91176889	22033
15530775	22056	22050464	22026	91177535	22033
15549993	22179	22050648	22049	94232346	22094
15564860	22179	22050649	22049	94232347	22013
15590791	22145	22050651	22045	94244409	22094
15625460	22052	22050654	22045	94670096	22633
15629474	22045	22050656	22049		
15631899	22051	22050657	22045	Isuzu	
15642505	22179	22050660	22043	8-10383-029-0	22310
15644606	22145	22050661	22043	8-15071-248-0	22310
15665117	22045	22050662	22049	8-15073-580-0	22162
15671895	22154	22050663	22043	8-15106-619-0	22173
15671897	22145	22050665	22042	8-15106-620-0	22123
15671898	22145	22050666	22043	8-15154-901-0	22162
15671935	22606	22050667	22049	8-15723-124-0	22136
15674644	22145	22050668	22041	8-19161-341-0	22158
15677100	22145	22050669	22041	8-22120-030-0	22162
15677108	22052	22050671	22049	8-22149-819-0	22158
15685941	22154	22050672	22045	8-25790-869-0	22310
15699657	22145	22050673	22049	8-25816-289-0	22627
15709933	22145	22050674	22026	8-25948-772-0	22173
15710101	22158	22050676	22049	8-88961-757-0	22153
15712914	22158	22050678	22043	8-94115-358-0	22094
15717598	22158	22050761	22049	8-94232-346-0	22094
15718191	22145	22062566	22026	8-94244-409-0	22094
15723124	22136	22073413	22153	8-94310-518-0	22087
15735393	22173	22075085	22049	8-94311-252-0	22087
15735394	22158	22082085	22153	8-94412-030-0	22087
15802525	22310	22088612	22149	8-94464-916-0	22094
15816068	22629	22097066	22147	8-94474-181-0	22093
15911779	22157	22097578	22145	8-97014-597-0	22175
15956343	22605	22103707	22145	8-97018-918-1	22076
15963247	22045	22120030	22153	8-97061-702-0	22175
15969543	22605	22124526	22142	8-97080-688-0	22072
15969544	22145	22124529	22149	8-97102-903-0	22076
15970727	22158	22135391	22153	8-97130-362-1	22022
15977341	22158	22135975	22158	8-97135-167-0	22076
15977563	22145	22136248	22153	8-97172-200-1	22176
15981250	22142	22136728	22162	8-97172-200-2	22176
15991496	22605	22136729	22162	8-97349-761-0	22176
15999126	22158	22136731	22158	Jaguar	
19149243	22045	22136853	22045	EAC4751	22017
19149906	22179	22149527	22045	EAC8948	22018
19150657	22145	22149568	22153	NAC2215AA	22018
19150658	22154	22149569	22140	NBC2215AA	22018
19150977	22158	22149818	22145	Kia	
19161341	22162	22149819	22162	0K011-15-140	22373
19161344	22042	22149834	22162	0K028-15-140	22373
19161463	22145	22149877	22158	0K048-15-140	22373
19161464	22042	22149894	22157	0K048-15-140A	22373
19189685	22602	22514197	22049	Land Rover	
20506687	22042	23134137	22342	ERC 2849	22063
20788261	22341	23294307	22351	ERC 5708	22305
20908447	22624	25744727	22158	ERR 3443	22151
20913877	22158	25744728	22157	ERR 4996	22170
20989849	22123	25750924	22632	ETC 1260	22063
21992573	22632	25790869	22310	PGB 000040	22399
22007578	22043	25816289	22627	PGG 000080	22300
22007586	22043	25838900	22342	Mazda	
22008426	22043	25844696	22615	1F80-15-150	22135
22008438	22043	25948772	22173	1F81-15-150	22078

FAN CLUTCHES

Mazda (cont'd.)		Mitsubishi (cont'd.)		Toyota (cont'd.)	
1F82-15-150	22166	MN119786	22029	16210-42030	22085
8086-23-907	22096	MN176301	22409	16210-42040	22085
AM15-15-9X3	22092	Nissan		16210-42050	22085
FE2H-15-150B	22296	21082-0P505	22027	16210-42060	22085
FE66-23-907	22096	21082-0W000	22025	16210-42070	22085
G601-15-150A	22090	21082-0W00A	22025	16210-43021	22085
G607-15-150A	22090	21082-01P04	22082	16210-45100	22085
JE15-15-150	22098	21082-5S700	22025	16210-46030	22402
JE23-15-150	22098	21082-5X20A	22343	16210-46042	22402
JE29-15-150	22098	21082-5X21A	22343	16210-50021	22178
JE48-15-150C	22496	21082-5X21B	22343	16210-50051	22183
JE53-15-150C	22496	21082-5X21C	22343	16210-50061	22178
JE56-15-150	22098	21082-5X21D	22343	16210-50080	22177
JE57-15-150A	22496	21082-6P00A	22032	16210-50090	22184
JE59-15-150A	22496	21082-6P003	22032	16210-50101	22185
JF04-15-150A	22396	21082-7S00A	22181	16210-50102	22185
ZZL0-15-150C	22167	21082-10G21	22082	16210-50400	22401
ZZL3-15-150B	22167	21082-12G10	22082	16210-54070	22404
ZZL4-15-150	22166	21082-16V00	22082	16210-61072	22076
ZZM1-15-150	22167	21082-17C16	22088	16210-61121	22076
ZZM2-15-150A	22166	21082-36W00	22082	16210-61160	22076
ZZM3-15-150	22010	21082-40F00	22082	16210-62030	22021
ZZM4-15-150	22064	21082-40P00	22091	16210-65020	22076
ZZM5-15-150	22167	21082-40P10	22091	16210-65030	22076
ZZM7-15-150	22064	21082-60U00	22028	16210-66020	22074
ZZM8-15-150	22166	21082-67U00	22025	16210-73010	22086
ZZMA-15-150	22078	21082-86G00	22082	16210-73041	22086
ZZMD-15-150	22078	21082-86G0A	22082	16210-75060	22020
ZZP0-15-150	22015	21082-88G00	22091	16210-75100	22020
ZZP1-15-150	22078	21082-AG20A	22028	16210-75111	22020
ZZP2-15-150	22166	21082-AG200	22028	16210-76010	22075
ZZP3-15-150	22010	21082-EA000	22138	Volkswagen / Audi	
Mercedes-Benz		21082-EA00A	22138	4A0 121 350 B	22311
000 200 04 22	22319	21082-EA01A	22138	4Z7 121 350	22099
000 200 19 22	22319	21082-EA200	22182	058 121 350	22302
000 200 97 23	22328M	21082-EZ40A	22350	077 121 302 D	22311
000 200 99 23	22346	21082-W4404	22088	077 121 350 D	22316
103 200 04 22	22307	21082-W4405	22088	078 121 350 A	22303
103 200 05 22	22320	21082-Y4161	22082	Volvo	
103 200 06 22	22322	Saab		1274938-0	22030
104 200 01 22	22307	15 29 3048	22310	1274963-0	22031
111 200 04 22	22308	25 79 0869	22310	1306259-0	22030
112 200 01 22	22324	25 81 6289	22627	1328622-0	22030
112 200 02 22	22325	Subaru		1357433-0	22030
113 200 00 22	22321	73070 GA020	22406		
113 200 02 22	22321	73070 GA021	22405		
116 200 11 22	22336	SOA33 2A383	22406		
119 200 00 22	22335	Suzuki			
119 200 01 22	22323	17120-52D03	22033		
119 200 02 22	22321	17120-52D10	22033		
120 200 01 22	22313	17120-57B01	22068		
603 200 00 22	22306	17120-77E07	22033		
603 200 02 22	22306	17120-82Z00	22182		
606 200 00 22	22301	17120-82Z10	22182		
606 200 01 22	22327	17120-82Z20	22182		
A000 200 72 23	22470	17120-82Z21	22182		
A000 200 73 23	22333	Toyota			
A000 200 97 23	22328M	08921-04950	22021		
A000 200 99 23	22346	16210-0P010	22407		
Mitsubishi		16210-0P020	22411		
MD021502	22092	16210-16010	22080		
MD023697	22092	16210-18010	22080		
MD023698	22086	16210-28020	22080		
MD041079	22086	16210-31010	22086		
MD050472	22073	16210-31030	22411		
MD063740	22092	16210-31040	22411		
MD104576	22092	16210-35020	22081		
MD106546	22073	16210-38050	22081		
MD108270	22086	16210-38060	22081		
MD142419	22073	16210-38070	22408		
MD303502	22073	16210-38071	22408		
MD317679	22019	16210-38080	22408		
MD334660	22073	16210-38081	22408		
MD335271	22029	16210-38082	22408		
MD356867	22409				

 21011	 21011	 21016	 21016
 21043	 21043	 21049	 21049
 21061	 21061	 22010	 22010
 22011	 22011	 22012	 22012
 22013	 22013	 22015	 22015




















FAN CLUTCHES

 22016	 22016	 22017	 22017
 22018	 22018	 22019	 22019
 22020	 22020	 22021	 22021
 22022	 22022	 22025	 22025
 22026	 22026	 22027	 22027

Note: The photos or illustrations shown above are for reference purposes only. It does not suggest or imply that all the referenced pumps are manufactured by US Motor Works.

 22028	 22028	 22029	 22029
 22030	 22030	 22031	 22031
 22032	 22032	 22033	 22033
 22035	 22035	 22037	 22037
 22038	 22038	 22041	 22041

FAN CLUTCHES

 22042	 22042	 22043	 22043
 22044	 22044	 22045	 22045
 22048	 22048	 22049	 22049
 22050	 22050	 22051	 22051
 22052	 22052	 22054	 22054


Note: The photos or illustrations shown above are for reference purposes only. It does not suggest or imply that all the referenced pumps are manufactured by US Motor Works.



 22056	 22056	 22059	 22059
 22060	 22060	 22061	 22061
 22063	 22063	 22063	 22063
 22064	 22064	 22065	 22065
 22067	 22067	 22068	 22068

FAN CLUTCHES

 22070	 22070	 22071	 22071
 22072	 22072	 22073	 22073
 22074	 22074	 22075	 22075
 22076	 22076	 22078	 22078
 22080	 22080	 22081	 22081

Note: The photos or illustrations shown above are for reference purposes only. It does not suggest or imply that all the referenced pumps are manufactured by US Motor Works.

 22082	 22082	 22083	 22083
 22085	 22085	 22086	 22086
 22087	 22087	 22088	 22088
 22089	 22089	 22090	 22090
 22091	 22091	 22092	 22092

 22093	 22093	 22094	 22094
 22096	 22096	 22098	 22098
 22099	 22099	 22123	 22123
 22126	 22126	 22135	 22135
 22136	 22136	 22138	 22138








Note: The photos or illustrations shown above are for reference purposes only. It does not suggest or imply that all the referenced pumps are manufactured by US Motor Works.

 22139	 22139	 22140	 22140
 22142	 22142	 22143	 22143
 22145	 22145	 22146	 22146
 22147	 22147	 22148	 22148
 22149	 22149	 22150	 22150

FAN CLUTCHES

 22151	 22151	 22152	 22152
 22153	 22153	 22153	 22153
 22154	 22154	 22155	 22155
 22157	 22157	 22158	 22158
 22159	 22159	 22160	 22160

Note: The photos or illustrations shown above are for reference purposes only. It does not suggest or imply that all the referenced pumps are manufactured by US Motor Works.

 22161	 22161	 22162	 22162
 22163	 22163	 22164	 22164
 22165	 22165	 22166	 22166
 22167	 22167	 22168	 22168
 22169	 22169	 22170	 22170

FAN CLUTCHES

 22171	 22171	 22172	 22172
 22173	 22173	 22174	 22174
 22175	 22175	 22176	 22176
 22177	 22177	 22178	 22178
 22179	 22179	 22181	 22181





















Note: The photos or illustrations shown above are for reference purposes only. It does not suggest or imply that all the referenced pumps are manufactured by US Motor Works.

 22182	 22182	 22183	 22183
 22184	 22184	 22185	 22185
 22296	 22296	 22300	 22300
 22301	 22301	 22302	 22302
 22303	 22303	 22305	 22305

FAN CLUTCHES

 22306	 22306	 22307	 22307
 22308	 22308	 22310	 22310
 22311	 22311	 22313	 22313
 22316	 22316	 22319	 22319
 22320	 22320	 22321	 22321





















Note: The photos or illustrations shown above are for reference purposes only. It does not suggest or imply that all the referenced pumps are manufactured by US Motor Works.

 22322	 22322	 22323	 22323
 22324	 22324	 22325	 22325
 22326	 22326	 22327	 22327
 22328	 22328	 22328	 22328
 22328M	 22328M	 22329	 22329








FAN CLUTCHES

 22331	 22331	 22332	 22332
 22333	 22333	 22334	 22334
 22335	 22335	 22336	 22336
 22337	 22337	 22338	 22338
 22339	 22339	 22340	 22340

Note: The photos or illustrations shown above are for reference purposes only. It does not suggest or imply that all the referenced pumps are manufactured by US Motor Works.

 22341	 22341	 22342	 22342
 22343	 22343	 22344	 22344
 22345	 22345	 22346	 22346
 22347	 22347	 22350	 22350
 22351	 22351	 22373	 22373





















FAN CLUTCHES

 22396	 22396	 22399	 22399
 22401	 22401	 22402	 22402
 22404	 22404	 22405	 22405
 22406	 22406	 22407	 22407
 22408	 22408	 22409	 22409

Note: The photos or illustrations shown above are for reference purposes only. It does not suggest or imply that all the referenced pumps are manufactured by US Motor Works.

 22411	 22411	 22470	 22470
 22496	 22496	 22497	 22497
 22601	 22601	 22602	 22602
 22603	 22603	 22604	 22604
 22605	 22605	 22606	 22606










FAN CLUTCHES

 22607	 22607	 22608	 22608
 22609	 22609	 22610	 22610
 22611	 22611	 22612	 22612
 22613	 22613	 22614	 22614
 22615	 22615	 22616	 22616

Note: The photos or illustrations shown above are for reference purposes only. It does not suggest or imply that all the referenced pumps are manufactured by US Motor Works.

 22617	 22617	 22618	 22618
 22619	 22619	 22620	 22620
 22623	 22623	 22624	 22624
 22625	 22625	 22626	 22626
 22627	 22627	 22629	 22629

FAN CLUTCHES

 <p>22630</p>	 <p>22630</p>	 <p>22631</p>	 <p>22631</p>
 <p>22632</p>	 <p>22632</p>	 <p>22633</p>	 <p>22633</p>
 <p>22634</p>	 <p>22634</p>		

Note: The photos or illustrations shown above are for reference purposes only. It does not suggest or imply that all the referenced pumps are manufactured by US Motor Works.



Product Development

With our 6 simple steps in new product development process, US Motor Works sits in the driver's seat when it comes to quick and precise product development. From product definition to design, production planning and preparations, prototype production and final production run, it's a mere 120 days or less. US Motor Work's OPEX mentality enables us to be on the leading edge of product development.



E.I.T. Electronic Information Technology

US Motor Works utilizes proprietary Electronic Information Technology as a communication and information platform for new product releases, bulletins, technical updates and general client correspondence. USMW E.I.T. is internet based with 24/7 365 days a year access to keep our clients up to date in the most efficient and expedient format possible.

As part of our E.I.T. Platform we have also added the Pro Tech Center. The US Motor Works PRO Tech Center is designed to keep you up to date with the latest articles, product releases, tech tips and videos.



A.E.T.S. Advanced Engineering & Technical Support

US Motor Works has created an engineering and technical environment from the design process to the final production product. Starting with CAD/CAM 3-D projections, computerized testing, a complete manufacturing plan and ending with a reliable distribution network. US Motor Works is able to track and control all related design, quality processes and packaging with specifications and manufacturing excellence in mind.



Manufacturing

Our State-of-the-art manufacturing utilizes our four principles; Supply Chain (improved flow), Quality Management (robust quality assurance), Production (pull & flow and 5S) and Measurements by KPI's (Key performance indicators). With these manufacturing principles and our continuous improvement ideology under the OPEX umbrella, US Motor Works continues to be the front runner among the industry leaders.



In-House Marketing & Graphic Design

Our In-house marketing and graphic design department helps to ensure our branding is at the forefront of the automotive industry. Working closely with category managers allows us to create powerful advertisement campaigns, marketing sales tools and educational pieces.

Along with the printed media, our team also works on a digital platform via brand specific websites and social media. Through social media we are able to connect with the end users and get genuine testimony of our products, thus making each brand recognizable and a name they can trust.





Trusted by professionals around the world

US Motor Works, LLC and its employees are committed to providing an extensive line of consistent high quality products and the finest customer service and satisfaction.

95

- US Motor Works Established in Commerce, Ca.

97

- Scaled up Manufacturing of Water Pumps to 30,000/Month

99

- Moved to a 30,000 sq. ft. facility in Cerritos, Ca.
- Purchased Fan Clutch Division

05

- Entered Joint Venture with Chinese Casting Manufacturer

06

- 40% Annual growth
- Expanded Facility to 50,000 sq. ft.

07

- Production reached 1,000,000 Water Pumps per year
- Opened Engineering Facility in China

08

- Development & Distribution of Electric Fuel Pumps

09

- Moved to a 80,000 sq. ft. facility in Santa Fe Springs, Ca.

10

- Became ISO 9001:2008 Certified

11

- Timing Kits w/ Water Pumps added to the product line
- Approved Vendor by APA & Vipar HD

12

- Launched HD product lines
- Approved Vendor by ADN Silver
- Expanded the facility to 100,000 sq. ft.

13

- Approved Vendor by Alliance & ADN Gold

14

- Expanded HD offering into Oil Pumps & Mechanical Transfer Pumps

15

- Celebrated 20th Anniversary
- First Automotive aftermarket company certified as ISO 9001:2015
- AASA top 100 Automotive Aftermarket suppliers

16

- Purchased Pacer Performance, est.1965
- Derale Performance, est.1975
- Introduced Max Cooling Kits
- USMW Professional Series undergoes re-branding
- Expanded Facility adding 50,000 sq. ft of Manufacturing & Warehouse

17

- Campaign launch for USMW HD
- Operating out of two facilities in CA (Los Angeles & Santa Fe Springs)
- More than 150,000 SQ FT of Manufacturing and Distribution

18

- Performance Division certified as ISO 9001:2015
- Introduction of mechanical fuel pumps to the line
- Auto Care Association recognizes Max Cooling Kit as an official part type (56846) water pump with fan clutch

...