



**VOLUME 10  
CATALOG**

**BE ORIGINAL**



**HEADLIGHTS | WORK LAMPS | LED LIGHTING  
UNIVERSAL | FENDERS | EXHAUSTS**



# PURPLE HAZE

## TRUX SHOW TRUCK PETERBILT 379

PHOTO CREDIT:  
Erik Sieben | 10-4 Magazine

# REASONS TO CHOOSE TRUX

Our innovative products stand out in a crowded market thanks to the emphasis on **driver safety** and **aesthetic originality**.

**Reliable** technical support and customer service are always ready to **personally assist** every customer.

**Superior packaging** is designed with the buyer in mind; displaying essential information in a straightforward manner to **simplify any purchase**

Satisfying the **buyer's choice**: An extensive range of exterior accessories to **suit any need or budget**

## OUR MISSION

Trux Accessories' mission is to provide retailers and owner operators with high quality, exciting, innovative products.

As the leader in exterior accessories, we will always strive to offer excellence and knowledge on the latest technological advancements and trends.

# TABLE OF CONTENTS

## HEADLIGHTS

UNIVERSAL LED PROJECTOR HEADLIGHT ASSEMBLIES	01-02
RETRO LED PROJECTOR HEADLIGHT ASSEMBLIES	03-04
FREIGHTLINER CASCADIA LED PROJECTOR HEADLIGHTS	05-06
FREIGHTLINER CASCADIA LED PROJECTOR FOG LIGHTS	07-08
FREIGHTLINER CENTURY HEADLIGHT ASSEMBLIES	09-10
VOLVO VN/VNL HEADLIGHT ASSEMBLIES	11-14
4" x 6" LED HEADLIGHTS	17-20
5" x 7" LED HEADLIGHTS	21-23
7" ROUND LED HEADLIGHTS	25-28
5.75" ROUND LED HEADLIGHTS	29-30
REPLACEMENT BULB KITS	31-32
HEADLIGHT RETAIL DISPLAYS	33-36
MOTORCYCLE LED HEADLIGHTS	37-38
LED FOG LIGHTS	39-40

## WORK LAMPS

RADIANT SERIES LED WORK LAMPS	41-44
STELLAR SERIES LED WORK LAMPS	45-50
ROUND LED WORK LAMPS	51-54
SQUARE LED WORK LAMPS	55-60
RECTANGULAR LED WORK LAMPS	61-66
OVAL LED WORK LAMPS	67-70
PAR 4411 REPLACEMENT WORK LAMP	71
LED GROMMET MOUNT WORK LAMP	72-73
SURFACE MOUNT HIGH POWERED LED WORK LAMP	74
WORK LAMP RETAIL DISPLAYS	75-76
LED SPORT KIT	77-79
LED FLASH LIGHT	80
LED RECHARGEABLE WORK LIGHT	81
SINGLE ROW LED WORK LIGHT BARS	82
DOUBLE ROW LED WORK LIGHT BARS	83-84
HALO LED WORK LIGHT BARS	85-86
LED WORK LIGHT BARS WITH COVER	87-90
MULTI COLOR LED WORK LIGHT BARS	91-92

## DUAL REVOLUTION LEDs

RED TO WHITE DUAL REVOLUTION LEDS	93-100
BLUE DUAL REVOLUTION LEDS	101-116
PURPLE DUAL REVOLUTION LEDS	117-130
GREEN DUAL REVOLUTION LEDS	131-144

AUXILIARY REVOLUTION LEDS	145-150
DUAL REVOLUTION RETAIL DISPLAYS	151-152

## STANDARD LEDs

4" ROUND LEDS	153-157
OVAL LEDS	158
2" ROUND LEDS	159-160
2.5" ROUND LEDS	161-162
GENERATION MARKER LEDS	163-165
UNIVERSAL HEADLIGHT BEZELS	166
MINI BUTTON / MINI OVAL LEDS	167-168
CAB ROOF LEDS	169-170
INFINITY LEDS	171
RECTANGLE LEDS	172
TRAILER LEDS	173-174
DOUBLE BULLSEYE LEDS	175
OVAL HUMP LEDS	175
MARKER LEDS	175
MINI MARKER LEDS	176
PETERBILT LEDS	177-178
FREIGHTLINER LEDS	179
KENWORTH LEDS	180
SLIM LINE MARKER LEDS	181-182
DOUBLE FACE FENDER LEDS	183-186
WATERMELON LEDS	187
UNDERMOUNT LEDS	188
INTERIOR CEILING LEDS	188
AUXILIARY LEDS	189
COURTESY LEDS	190
AIR CLEANER STAR LEDS	191
LED BULBS	192-193
STANDARD LED RETAIL DISPLAYS	194

## LIGHTING ACCESSORIES

ROUND BEZELS	195-196
OVAL BEZELS	197
SQUARE BEZEL	198
SECURITY LOCK RING BEZELS	198
GROMMETS	199-200
LED STROBE FLASHER	200
WIRE HARNESS SPOOLS	201-202
LOAD RESISTORS	203

MOUNTING BASES	<b>203</b>
CONVERSION PLUGS	<b>204</b>
PIGTAIL WIRE HARNESS	<b>204</b>
SPLIT LOOM	<b>205</b>
BUTT CONNECTORS	<b>205</b>
WIRE TIES	<b>206</b>
PRIMARY WIRES	<b>206</b>

## UNIVERSAL ACCESSORIES

WHEEL ACCESSORY KITS	<b>207-208</b>
ABS CHROME PLASTIC AXLE COVER KITS	<b>209-212</b>
LUG NUT COVERS & TOOLS	<b>213-214</b>
FRONT / REAR HUB CAPS	<b>215-216</b>
MUD FLAP HANGER LIGHT BARS	<b>217-220</b>
MUD FLAP HANGERS	<b>221-222</b>
MUD FLAP HANGER OVAL LIGHT BARS & ACCESSORIES	<b>223</b>
TOP FLAP LIGHT BAR	<b>224</b>
MUD FLAP WEIGHTS	<b>225</b>
REPLACEMENT SPRINGS	<b>226</b>
ANTI-SAIL BRACKETS	<b>226</b>
REAR CENTER PANELS	<b>227-233</b>
TRAIN HORNS & ACCESSORIES	<b>234</b>
REFLECTOR STRIPS & UNIVERSAL TRAILER BOXES	<b>235-237</b>
BOOT BRUSHES	<b>238</b>
5TH WHEEL PULLER	<b>238</b>
LICENSE PLATE HOLDER	<b>238</b>
DOOR HANDLE COVERS	<b>239-240</b>
UNIVERSAL MIRRORS & ACCESSORIES	<b>241-242</b>

## FENDERS

STAINLESS QUARTER FENDERS	<b>243-248</b>
STAINLESS HALF FENDERS	<b>249-256</b>
FENDER RETAIL DISPLAYS	<b>252</b>
STAINLESS SINGLE AXLE FENDERS	<b>257-258</b>
STAINLESS FULL FENDERS	<b>259-262</b>
STAINLESS HALF FENDER MOUNTING KITS	<b>263-264</b>
STAINLESS FULL FENDER MOUNTING KITS	<b>265-266</b>
SINGLE AXLE FENDER MOUNTING KITS	<b>267</b>
STAINLESS FENDER MOUNTING BRACKETS	<b>268</b>
STAINLESS FENDER ACCESSORIES	<b>269-270</b>
POLY QUARTER FENDERS	<b>271</b>
POLY HALF FENDERS	<b>272</b>

POLY SINGLE AXLE FENDERS	<b>273</b>
POLY FULL FENDERS	<b>274</b>
DOUBLE HUMP POLY FENDERS	<b>274</b>
POLY HALF FENDER MOUNTING KITS	<b>275</b>
POLY SINGLE AXLE FENDER MOUNTING KITS	<b>276</b>
POLY FULL FENDER MOUNTING KITS	<b>276</b>
POLY FENDER MOUNTING ARMS	<b>277</b>
POLY FENDER UNDERMOUNTS	<b>278</b>

## EXHAUSTS

90° ELBOW KITS (6" - 7" - 8" - 10" DIAMETER)	<b>279-284</b>
58° ELBOW KITS (6" - 7" - 8" DIAMETER) TOP	<b>285-288</b>
STACKS FOR KITS	<b>289</b>
MIDDLE SPOOLS	<b>290</b>
ELBOWS	<b>291-292</b>
SHORT TOP STACKS	<b>293-294</b>
EXHAUST ACCESSORIES	<b>295-296</b>
COMPLETE HARDWARE KITS	<b>297</b>
EXHAUST RETAIL DISPLAYS	<b>298</b>

## TRUX RESOURCES

INDEX

PHOTO CREDIT: DIESEL ADDICT PHOTOS

# UNIVERSAL LED PROJECTOR HEADLIGHT ASSEMBLY

DESIGNED TO FIT

## PETERBILT

- 379**  
1987-2007
- 378**  
1988-2007
- 365**  
2008-2009
- 357**  
1986-2008

## KENWORTH

- W900**  
1984+
- T800**  
1987+
- T600**  
1986-2007

## FREIGHTLINER

- CLASSIC**  
1988-1997

## WESTERN STAR

- 6900**  
SERIES
- 4900**  
SERIES
- 4800**  
SERIES

- D.O.T. Compliant
- Meets FMVSS-108 and CMVSS-108
- LED Projector Technology for greater visibility
- Patented Design
- Halo Accents
- Integrated Traditional Visor
- Available in **Chrome** or **Black** Interior
- Sold Individually (Driver Side, Passenger Side)



**OEM REPLACEMENT**  
Replaces current OEM 4" x Headlight Configuration

## FUNCTION CONFIGURATION



HALO DAYTIME RUNNING FUNCTION

MARKER & TURN SIGNAL FUNCTION



**HOUSING BUCKET**

Included for Kenworth, Freightliner & Western Star Models

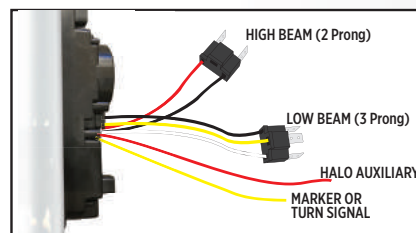


**TOP VIEW**

Integrated traditional visor for added style

## TECHNICAL SPECIFICATIONS

LOW BEAM RAW LUMENS	2400 Lumens
HIGH BEAM RAW LUMENS	1400 Lumens
LOW BEAM EFFECTIVE LUMENS	520 Lumens
HIGH BEAM EFFECTIVE LUMENS	710 Lumens
OPERATING VOLTAGE	6-24 Volts
LOW BEAM (W / A)	42 Watts / 2.25 Amps
HIGH BEAM (W / A)	30 Watts / 2.1 Amps
DAYTIME (A)	0.16 Amps
TURN SIGNAL (A)	0.44 Amps
LENS MATERIAL	Coated for UV Protection
HOUSING MATERIAL	Polypropylene
WATERPROOF RATING	IP67 Rating
COMPLIANCE	D.O.T SAE   FMVSS-108   CMVSS-108




## WIRING CONFIGURATIONS

Wiring Configurations for both Turn Signal & Marker Functions can be viewed online or in the provided Installation Guide found in the Retail Box.

They are the **FIRST EVER** headlights  
**FOR CLASSIC TRUCKS** to have white  
LED daytime running **HALOs**.

**RETAIL PACKAGING**

Sold in Trux's Eye Catching and  
informative Retail Packaging.



**CHROME**

**TLED-H100**  
Driver Side

**TLED-H101**  
Passenger Side




**BLACK**

**TLED-H102**  
Driver Side

**TLED-H103**  
Passenger Side

**HEADLIGHT ASSEMBLIES**



# RETRO SERIES LED PROJECTOR HEADLIGHT ASSEMBLY

DESIGNED TO FIT  
CUSTOM APPLICATION  
DOUBLE ROUND 5.75" HEADLIGHT SYSTEM

- D.O.T. Compliant
- Halo Accents
- Two 5.75" LED Headlights
- Available with **Housing Bucket & Mounting Arm**
- **Universal** Retro Fit for any Make or Model
- Sold **Individually** (Driver Side, Passenger Side)



**RETAIL PACKAGING**  
Sold in Trux's Eye Catching and informative Retail Packaging.

## FUNCTION CONFIGURATION



HALO DAYTIME  
RUNNING FUNCTION

MARKER & TURN SIGNAL  
FUNCTION



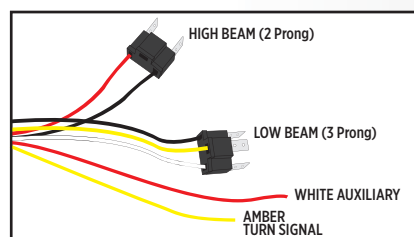
**HOUSING BUCKET**  
All Retro Headlight Assemblies include a 304 Stainless Housing Bucket



**MOUNTING BRACKET**  
TLED-H106 & TLED-H107 are sold with Mounting Bracket & Housing

## TECHNICAL SPECIFICATIONS

LOW BEAM RAW LUMENS	1800 Lumens
HIGH BEAM RAW LUMENS	2700 Lumens
LOW BEAM EFFECTIVE LUMENS	630 Lumens
HIGH BEAM EFFECTIVE LUMENS	900 Lumens
OPERATING VOLTAGE	9-30 Volts
LOW BEAM POWER	6.5 Watts
HIGH BEAM POWER	12.8 Watts
LOW BEAM AMPERAGE	0.8±0.3 Amps @ 12.8 Volts 0.4±0.2 Amps @ 27 Volts
HIGH BEAM AMPERAGE	1.0±0.3 Amps @ 12.8 Volts 0.5±0.2 Amps @ 27 Volts
COLOR TEMPERATURE	6800 Kelvin
LENS MATERIAL	Polycarbonate
HOUSING BUCKET MATERIAL	304 Stainless Steel
HOUSING MATERIAL	Polypropylene
WIRE GAUGE	16 AWG
WATERPROOF RATING	IP67 Rating
COMPLIANCE	D.O.T SAE   FMVSS-108   CMVSS-108



**WIRING CONFIGURATIONS**  
Wiring Configurations for both Turn Signal & Marker Functions can be viewed online or in the provided Installation Guide found in the Retail Box.



**OL'SKUL STYLING** blended with  
the **LATEST TECHNOLOGY.**

**LED PROJECTOR**

WITH HOUSING

**TLED-H104**  
Driver Side

**TLED-H105**  
Passenger Side



HOUSING BUCKET



**LED PROJECTOR**

WITH HOUSING & MOUNTING BRACKET

**TLED-H106**  
Driver Side

**TLED-H107**  
Passenger Side



HOUSING BUCKET



MOUNTING BRACKET



**MOUNTING BRACKETS**

'Retro Series' Mounting Brackets  
are designed to fit:  
Peterbilt 379 (All Years)  
Peterbilt 359 (All Years)  
Peterbilt 389 (All Years)



# FREIGHTLINER CASCADIA LED PROJECTOR HEADLIGHT ASSEMBLY

**DESIGNED TO FIT**  
**2008-2018**  
EXCLUDES 2017+ EVOLUTION MODELS

- D.O.T. Compliant
- Meets **FMVSS-108** and **CMVSS-108** Standards
- **LED Projector Technology** for greater visibility
- **Dual Function** Daytime with Turn Signal
- Available in **Chrome** or **Black** Interior
- **Sold Individually** (Driver Side, Passenger Side)



**RETAIL PACKAGING**  
Sold in Trux's Eye Catching and informative Retail Packaging.

## FUNCTION CONFIGURATION

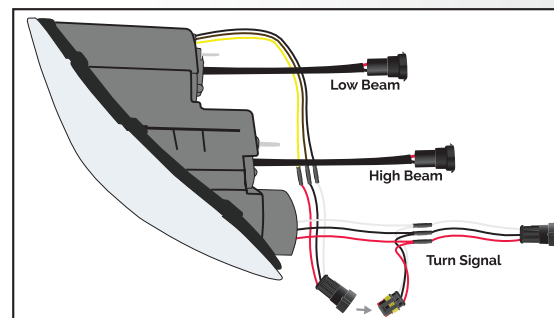


TURN SIGNAL FUNCTION

DAYTIME RUNNING FUNCTION

## TECHNICAL SPECIFICATIONS

LOW BEAM RAW LUMENS	3290 Lumens
HIGH BEAM RAW LUMENS	5972 Lumens
LOW BEAM EFFECTIVE LUMENS	1000 Lumens
HIGH BEAM EFFECTIVE LUMENS	1500 Lumens
OPERATING VOLTAGE	12 Volts
LOW BEAM (W / A @ 12v)	17.76 Watts / 1.48 Amps
HIGH BEAM (W / A @ 12v)	11.4 Watts / 0.95 Amps
DAYTIME (W / A @ 12v)	3.9 Watts / 0.33 Amps
TURN SIGNAL (W / A @ 12v)	4.32 Watts / 0.36 Amp
LENS MATERIAL	Polycarbonate
HOUSING MATERIAL	Polypropylene
WATERPROOF RATING	IP67 Rating
COMPLIANCE	D.O.T SAE   FMVSS-108   CMVSS-108



## WIRING CONFIGURATIONS

Wiring Configurations for both Turn Signal & Marker Functions can be viewed online or in the provided Installation Guide found in the Retail Box.

**PLUG AND PLAY.  
NO PROGRAMMING Needed.**

**HEADLIGHT ASSEMBLIES**



**CHROME**

**TLED-H66**  
Driver Side

**TLED-H67**  
Passenger Side



**BLACK**

**TLED-H68**  
Driver Side

**TLED-H69**  
Passenger Side



# FREIGHTLINER CASCADIA LED PROJECTOR FOG LIGHT ASSEMBLY

DESIGNED TO FIT  
2008-2016

- D.O.T. Compliant
- LED Projector Technology for greater visibility
- Halo Accents
- Fits OEM Housing
- Plug & Play into existing housing
- Sold Individually (Driver Side, Passenger Side)
- Available in Chrome or Black Interior



**RETAIL PACKAGING**  
Sold in Trux's Eye Catching and informative Retail Packaging.


## FUNCTION CONFIGURATION



FOG LIGHT FUNCTION WITH HALO ACCENTS

## TECHNICAL SPECIFICATIONS

LED POWER	30 Watts
RAW LUMENS (PAIR)	3000 Lumens
EFFECTIVE LUMENS (PAIR)	1800 Lumens
OPERATING VOLTAGE	10-30 Volts
AMPERAGE	1.8 Amps @ 12 Volt 0.88 Amps @ 24 Volts
LENS MATERIAL	Polycarbonate
HOUSING MATERIAL	Polypropylene Aluminum Die Cast
WATERPROOF RATING	IP67 Rating
COMPLIANCE	D.O.T SAE   FMVSS-108   CMVSS-108



## WIRING CONFIGURATIONS

Wiring Configurations for both Fog Light and Halo Function can be viewed online or in the provided Installation Guide found in the Retail Box.

Not only the **BEST LOOKING** but also the **STRONGEST** fog light in the industry!

**CHROME**

TLED-H28  
Driver Side

TLED-H29  
Passenger Side



**BLACK**

TLED-H36  
Driver Side

TLED-H37  
Passenger Side





# FREIGHTLINER CENTURY PROJECTOR HEADLIGHT ASSEMBLY

DESIGNED TO FIT

1996 - 2010

- D.O.T. Compliant
- Meets FMVSS-108 & CMVSS-108 Standards
- **Dual Function** Daytime Running with Turn Signal
- **Halogen & LED Projector Technology** for wider beam
- Available in **Chrome** or **Black** Interior
- **Sold Individually** (Driver Side, Passenger Side)



## RETAIL PACKAGING

Sold in Trux's Eye Catching and informative Retail Packaging.

### LED PROJECTOR TECHNICAL SPECIFICATIONS (TLED-H49 | TLED-H50 | TLED-H57 | TLED-H58)

LOW BEAM RAW LUMENS	3290 Lumens
HIGH BEAM RAW LUMENS	5972 Lumens
LOW BEAM EFFECTIVE LUMENS	1000 Lumens
HIGH BEAM EFFECTIVE LUMENS	1500 Lumens
OPERATING VOLTAGE	12 Volts
LOW BEAM (W / A)	13.5 Watts / 1.4 Amps
HIGH BEAM (W / A)	7.5 Watts / 0.76 Amps
DAYTIME (W / A)	0.4 Watts / 0.43 Amps
TURN SIGNAL (W / A)	0.4 Watts / 1.05 Amps
SIDE MARKER (W / A)	0.1 Watts / 0.03 Amps
LENS MATERIAL	Polycarbonate
HOUSING MATERIAL	Polypropylene
WIRE GAUGE	18 AWG
COMPLIANCE	D.O.T SAE   FMVSS-108   CMVSS-108

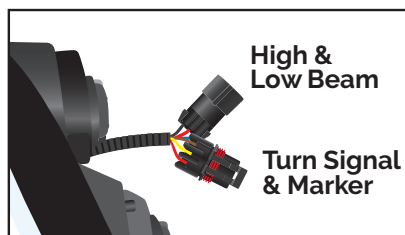
### HALOGEN PROJECTOR TECHNICAL SPECIFICATIONS (TLED-H13 | TLED-H14 | TLED-H15 | TLED-H16)

LOW BEAM RAW LUMENS	2200 Lumens
HIGH BEAM RAW LUMENS	5900 Lumens
LOW BEAM EFFECTIVE LUMENS	1100 Lumens
HIGH BEAM EFFECTIVE LUMENS	1300 Lumens
OPERATING VOLTAGE	12 Volts
LOW BEAM (W / A)	55 Watts / 4.19 Amps
HIGH BEAM (W / A)	60 Watts / 4.3 Amps
DAYTIME (W / A)	0.4 Watts / 0.43 Amps
TURN SIGNAL (W / A)	0.4 Watts / 1.05 Amps
SIDE MARKER (W / A)	0.1 Watts / 0.03 Amps
LENS MATERIAL	Polycarbonate
HOUSING MATERIAL	Polypropylene
WIRE GAUGE	18 AWG
COMPLIANCE	D.O.T SAE   FMVSS-108   CMVSS-108

## FUNCTION CONFIGURATION

### WIRING CONFIGURATIONS

Wiring Configurations for both Turn Signal & Daytime Running Functions can be viewed online or in the provided Installation Guides that are found in the Retail Box.



DAYTIME RUNNING FUNCTION

TURN SIGNAL FUNCTION

Your truck will be **AHEAD**  
**BY A CENTURY** with these headlights.



## **CHROME**

### **LED PROJECTOR**

**TLED-H49**  
Driver Side

**TLED-H50**  
Passenger Side

### **HALOGEN PROJECTOR**

**TLED-H13**  
Driver Side

**TLED-H14**  
Passenger Side



## **BLACK**

### **LED PROJECTOR**

**TLED-H57**  
Driver Side

**TLED-H58**  
Passenger Side

### **HALOGEN PROJECTOR**

**TLED-H15**  
Driver Side

**TLED-H16**  
Passenger Side



# PREMIUM VOLVO VN / VNL PROJECTOR HEADLIGHT ASSEMBLY

DESIGNED TO FIT

2003 - 2017

- D.O.T. Compliant
- No Programming Needed
- Plug & Play Application
- Meets FMVSS-108 and CMVSS-108 Standards
- LED Projector Technology for greater visibility
- Halo Accents
- Dual Function Daytime Running with Turn Signal
- Available in Chrome or Black Interior
- Sold Individually (Driver Side, Passenger Side)



## RETAIL PACKAGING

Sold in Trux's Eye Catching and informative Retail Packaging.

### LED PROJECTOR TECHNICAL SPECIFICATIONS (TLED-H17 | TLED-H18 | TLED-H19 | TLED-H20)

LOW BEAM RAW LUMENS	2750 Lumens
HIGH BEAM RAW LUMENS	6450 Lumens
LOW BEAM EFFECTIVE LUMENS	1000 Lumens
HIGH BEAM EFFECTIVE LUMENS	1500 Lumens
OPERATING VOLTAGE	12 Volts
LOW BEAM (W / A)	15 Watts / 1.41 Amps
HIGH BEAM (W / A)	9 Watts / 0.72 Amps
DAYTIME (W / A)	0.6 Watts / 0.57 Amps
TURN SIGNAL (W / A)	1 Watt / 0.54 Amps
LENS MATERIAL	Polycarbonate
HOUSING MATERIAL	Polypropylene
WIRE GAUGE	18 AWG
COMPLIANCE	D.O.T SAE   FMVSS-108   CMVSS-108

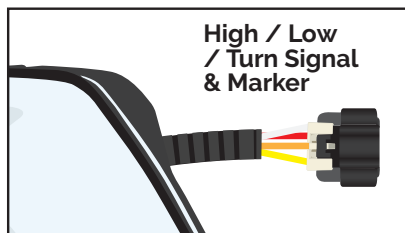
### HALOGEN PROJECTOR TECHNICAL SPECIFICATIONS (TLED-H45 | TLED-H46 | TLED-H54 | TLED-H55)

LOW BEAM RAW LUMENS	2270 Lumens
HIGH BEAM RAW LUMENS	5700 Lumens
LOW BEAM EFFECTIVE LUMENS	1100 Lumens
HIGH BEAM EFFECTIVE LUMENS	1150 Lumens
OPERATING VOLTAGE	12 Volts
LOW BEAM (W / A)	55 Watts / 4.08 Amps
HIGH BEAM (W / A)	55 Watts / 4.71 Amps
DAYTIME (W / A)	0.6 Watts / 0.57 Amps
TURN SIGNAL (W / A)	1 Watt / 0.54 Amps
LENS MATERIAL	Polycarbonate
HOUSING MATERIAL	Polypropylene
WIRE GAUGE	18 AWG
COMPLIANCE	D.O.T SAE   FMVSS-108   CMVSS-108

### FUNCTION CONFIGURATION

#### WIRING CONFIGURATIONS

Wiring Configurations for both Turn Signal & Marker Functions can be viewed online or in the provided Installation Guides that are found in the Retail Box.



TURN SIGNAL FUNCTION

DAYTIME RUNNING FUNCTION



**PLUG AND PLAY.  
NO PROGRAMMING Needed.**



**CHROME**

**LED PROJECTOR**

**TLED-H17**  
Driver Side

**TLED-H18**  
Passenger Side

**HALOGEN PROJECTOR**

**TLED-H45**  
Driver Side

**TLED-H46**  
Passenger Side



**BLACK**

**LED PROJECTOR**

**TLED-H19**  
Driver Side

**TLED-H20**  
Passenger Side

**HALOGEN PROJECTOR**

**TLED-H54**  
Driver Side

**TLED-H55**  
Passenger Side



# STANDARD VOLVO VN / VNL

## OEM REPLACEMENT HEADLIGHT ASSEMBLY

DESIGNED TO FIT  
2003 - 2017

- D.O.T. Compliant
- Meets FMVSS-108 and CMVSS-108 Standards
- Halo Accents
- Sequential Turn Signal Function
- Daytime Running HALO Function
- Sold Individually (Driver Side, Passenger Side)

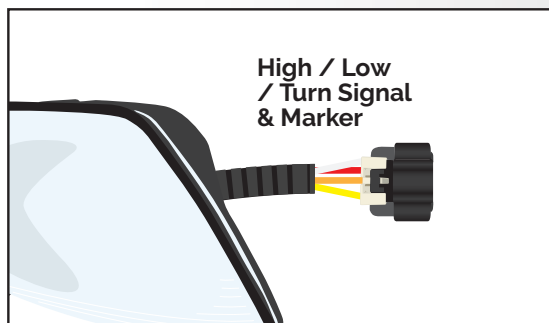


**RETAIL PACKAGING**  
Sold in Trux's Eye Catching and informative Retail Packaging.

### FUNCTION CONFIGURATION

### TECHNICAL SPECIFICATIONS

LOW BEAM RAW LUMENS	1800 Lumens
HIGH BEAM RAW LUMENS	1600 Lumens
LOW BEAM EFFECTIVE LUMENS	520 Lumens
HIGH BEAM EFFECTIVE LUMENS	710 Lumens
OPERATING VOLTAGE	10-30 Volts
LOW BEAM (W / A)	15.6 Watts / 1.22 Amps
HIGH BEAM (W / A)	19.2 Watts / 1.5 Amps
DAYTIME (A)	0.16 Amps
TURN SIGNAL (A)	2.36 Amps
LENS MATERIAL	Polycarbonate
HOUSING MATERIAL	Polypropylene
WIRE GAUGE	18 AWG
COMPLIANCE	D.O.T SAE   FMVSS-108   CMVSS-108



### WIRING CONFIGURATIONS

Wiring Configurations for both Turn Signal & Marker Functions can be viewed online or in the provided Installation Guide found in the Retail Box.

**MORE BANG** for your **BUCK.**

**HEADLIGHT ASSEMBLIES**

**LED**

**TLED-H21**  
Driver Side

**TLED-H22**  
Passenger Side



# WHAT'S THE DIFFERENCE?

## LED PROJECTOR

Our custom and factory headlights are simply the most powerful forward lighting in the entire industry. The shine from these white lights are unmatched and will substantially increase your visibility, not only straight forward but to the sides of the road as well. The secret of LED projector technology is that powerful Cree LEDs face the back of the light and reflect off a mirror to bounce a wider and stronger beam pattern forward.

## STANDARD LED

TRUX standard grade LED headlights are perfect for owner operators or fleets looking for a headlight significantly brighter than the standard halogens on the market. The upgrade relies on the fact that LED headlights are more reliable, efficient and illuminate a bright white light in comparison to halogen models that illuminate a dim yellow light.

LED beam patterns are twice as bright and wide compared to halogen lights. Performance wise, when compared to other competitors in the market with similar grade headlights, we made sure that ours are the brightest, for safety reasons and bragging rights.

## HALOGEN

If you're still using Halogen or Incandescent bulbs to illuminate your lights, the harsh reality is that the full potential of your headlights is not being reached. Unfortunately, the older, incandescent bulbs that are originally built into most vehicles don't present nearly the same level of visibility.


The yellow dim light that halogen headlights illuminate is known to cause eye strain which can make driving at night in poor weather conditions more difficult and less safe than it should be. In addition, halogen headlights life is 500-1000 hours not as long-lasting when compared to LED bulbs that last up to 50,000 hours; in turn, this affects the driver with unwanted downtime to replace a halogen bulb once every 6-8 months.



**VS**



**VS**



# 4" x 6"

## LED PROJECTOR

PREMIUM GRADE

### LOW BEAM

TLED-H6

Chrome

TLED-H73

Black

### HIGH BEAM

TLED-H7

Chrome

TLED-H75

Black



TLED-H73 | TLED-H75



TLED-H6 | TLED-H7



### RETAIL PACKAGING

Sold in Trux's Eye Catching and informative Retail Packaging.

## TECHNICAL SPECIFICATIONS

LED POWER	27 Watts
RAW LUMENS	TLED-H6 / H73: 1300 Lumens TLED-H7 / H75: 2400 Lumens
EFFECTIVE LUMENS	TLED-H6 / H73: 850 Lumens TLED-H7 / H75: 1150 Lumens
BEAM PATTERN TLED-H6 / H73	Low Beam
BEAM PATTERN TLED-H7 / H75	High Beam
DIODES	3 Diodes
LOW BEAM OPERATING VOLTAGE	6-24 Volts
HIGH BEAM OPERATING VOLTAGE	10-30 Volts
HIGH / LOW BEAM CURRENT DRAW	2.3 Amps @ 12 Volts
COLOR TEMPERATURE	6000 Kelvin
HOUSING MATERIAL	Aluminum Alloy
LENS MATERIAL	Polycarbonate
WATERPROOF RATING	IP67 Rating
COMPLIANCE	D.O.T SAE   FMVSS-108   CMVSS-108

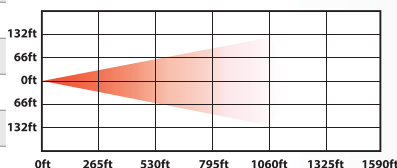
**D.O.T. COMPLIANT**

**HIGH BEAM**  
**1150**  
EFFECTIVE LUMENS

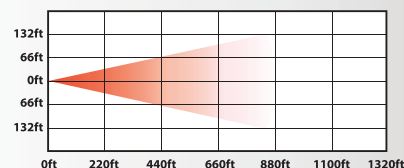
**LOW BEAM**  
**850**  
EFFECTIVE LUMENS

**LED PROJECTOR TECHNOLOGY**

#### HIGH BEAM PATTERN



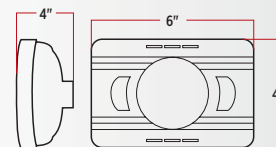
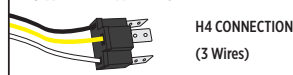
#### LOW BEAM PATTERN



#### HIGH BEAM WIRING



#### LOW BEAM WIRING





## LED PROJECTOR

PREMIUM GRADE | COMBINATION HIGH & LOW BEAM

**12-24 VOLTS**  
**TLED-H25**  
 Chrome

**6-24 VOLTS**  
**TLED-H32**  
 Chrome



TLED-H25

### TECHNICAL SPECIFICATIONS

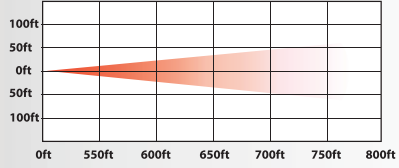
<b>LED POWER</b>	30 Watts
<b>RAW LUMENS</b>	3000 Lumens
<b>EFFECTIVE LUMENS</b>	2100 Lumens
<b>BEAM PATTERN</b>	Combination High & Low
<b>DIODES</b>	6 Diodes
<b>OPERATING VOLTAGE</b>	TLED-H25: 12-24 Volts TLED-H32: 6-24 Volts
<b>CURRENT DRAW</b>	2.33 Amps @ 12 Volts 1.16 Amps @ 24 Volts
<b>COLOR TEMPERATURE</b>	6000 Kelvin
<b>HOUSING MATERIAL</b>	Aluminum Die Cast
<b>LENS MATERIAL</b>	Polycarbonate
<b>WATERPROOF RATING</b>	IP67 Rating
<b>COMPLIANCE</b>	D.O.T SAE   FMVSS-108   CMVSS-108

**D.O.T. COMPLIANT**

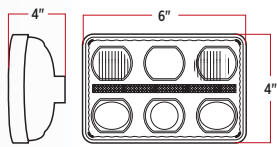
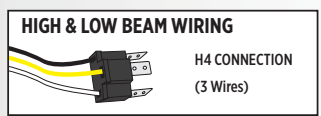
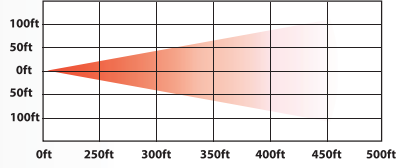
**2100 EFFECTIVE LUMENS**

**LED PROJECTOR TECHNOLOGY**

HIGH BEAM PATTERN



LOW BEAM PATTERN



# 4" x 6"

## STANDARD LED

STANDARD GRADE

### LOW BEAM

TLED-H2

Chrome

### HIGH BEAM

TLED-H1

Chrome



### RETAIL PACKAGING

Sold in Trux's Eye Catching and informative Retail Packaging.



TLED-H2

TLED-H1

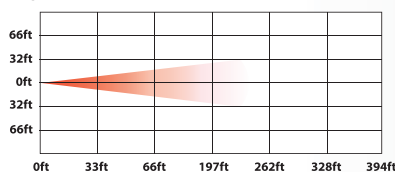
## TECHNICAL SPECIFICATIONS

LED POWER	9 Watts
RAW LUMENS	TLED-H1: 1700 Lumens TLED-H2: 1100 Lumens
EFFECTIVE LUMENS	670 Lumens
BEAM PATTERN	TLED-H1: High Beam TLED-H2: Low Beam
DIODES	2 Diodes
LOW BEAM OPERATING VOLTAGE	9-24 Volts
HIGH BEAM OPERATING VOLTAGE	9-24 Volts
CURRENT DRAW TLED-H1	0.8 ± 0.2 Amps @ 12 Volts 0.35 ± 0.15 Amps @ 24 Volts
CURRENT DRAW TLED-H2	0.7 ± 0.2 Amps @ 12 Volts 0.4 ± 0.15 Amps @ 24 Volts
COLOR TEMPERATURE	6800 Kelvin
HOUSING MATERIAL	Aluminum Die Cast
LENS MATERIAL	Polycarbonate
WATERPROOF RATING	IP67 Rating
WIRE GAUGE	16 AWG
COMPLIANCE	D.O.T SAE   FMVSS-108   CMVSS-108

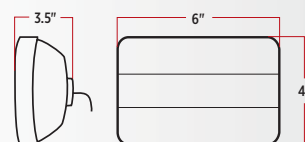
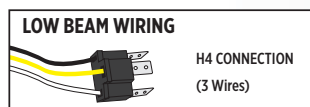
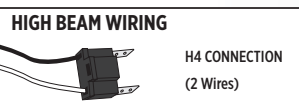
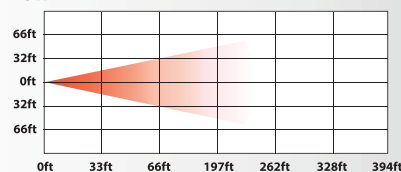
**D.O.T.  
COMPLIANT**

**670  
EFFECTIVE LUMENS**

#### HIGH BEAM PATTERN



#### LOW BEAM PATTERN







## OFF ROAD LED

ECONOMY GRADE | COMBINATION HIGH & LOW BEAM

**TLED-H71**  
Chrome

**TLED-H5**  
Black



TLED-H5

TLED-H71

### TECHNICAL SPECIFICATIONS

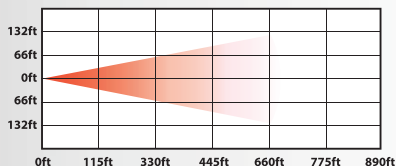
HIGH BEAM LED POWER	45 Watts
LOW BEAM LED POWER	15 Watts
RAW LUMENS	Low: 1800 Lumens High: 4500 Lumens
EFFECTIVE LUMENS	Low: 1100 Lumens High: 2000 Lumens
BEAM PATTERN	Combination High & Low
DIODES	15 Diodes
OPERATING VOLTAGE	9-32 Volts
CURRENT DRAW	2.44 Amps @ 12 Volts 1.22 Amps @ 24 Volts
COLOR TEMPERATURE	6000 Kelvin
HOUSING MATERIAL	Aluminum Die Cast
LENS MATERIAL	Polycarbonate
WATERPROOF RATING	IP67 Rating
COMPLIANCE	Off Road Use Only

**OFF ROAD  
USE ONLY**

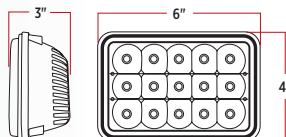
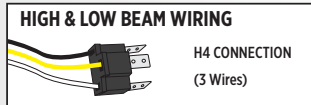
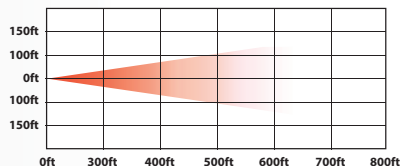
LOW BEAM  
**1100**  
EFFECTIVE LUMENS

HIGH BEAM  
**2000**  
EFFECTIVE LUMENS

HIGH BEAM PATTERN



LOW BEAM PATTERN



# 5" x 7"

## LED PROJECTOR

PREMIUM GRADE | COMBINATION HIGH & LOW BEAM

**12-24 VOLTS**

**TLED-H4**  
Chrome

**6-24 VOLTS**

**TLED-H65**  
Chrome



### RETAIL PACKAGING

Sold in Trux's Eye Catching and informative Retail Packaging.



**TLED-H65**  
LOW VOLTAGE

**TLED-H4**

### TECHNICAL SPECIFICATIONS

<b>LED POWER</b>	29 Watts
<b>RAW LUMENS</b>	Low: 1200 Lumens High: 1200 Lumens
<b>EFFECTIVE LUMENS</b>	Low: 750 Lumens High: 890 Lumens
<b>BEAM PATTERN</b>	Combination High & Low
<b>DIODES</b>	7 Diodes
<b>OPERATING VOLTAGE</b>	TLED-H4: 12-24 Volts TLED-H65: 6-24 Volts
<b>CURRENT DRAW</b>	3.45 Amps @ 12 Volts 1.67 Amps @ 24 Volts
<b>COLOR TEMPERATURE</b>	6000 Kelvin
<b>HOUSING MATERIAL</b>	Aluminum Die Cast
<b>LENS MATERIAL</b>	Polycarbonate
<b>WATERPROOF RATING</b>	IP67 Rating
<b>COMPLIANCE</b>	D.O.T SAE   FMVSS-108   CMVSS-108

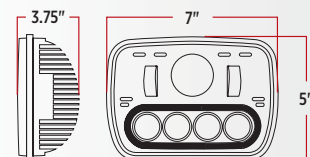
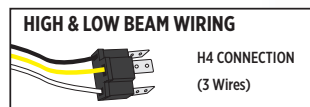
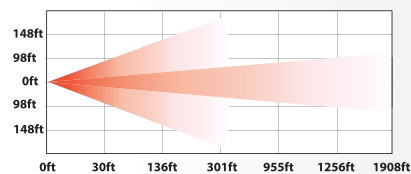
**D.O.T.**  
COMPLIANT

**LOW BEAM**  
**750**  
EFFECTIVE LUMENS

**HIGH BEAM**  
**890**  
EFFECTIVE LUMENS

**LED**  
PROJECTOR  
TECHNOLOGY

#### HIGH & LOW BEAM PATTERN





## STANDARD LED

STANDARD GRADE | COMBINATION HIGH & LOW BEAM

**TLED-H74**  
Chrome



TLED-H74

### TECHNICAL SPECIFICATIONS

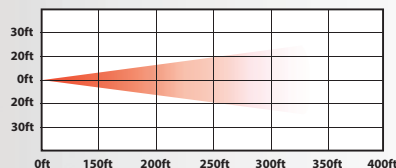
<b>LED POWER</b>	Low: 6.5 Watts High: 13 Watts
<b>RAW LUMENS</b>	Low: 900 Lumens High: 2000 Lumens
<b>EFFECTIVE LUMENS</b>	Low: 650 Lumens High: 900 Lumens
<b>BEAM PATTERN</b>	Combination High & Low
<b>DIODES</b>	3 Diodes
<b>OPERATING VOLTAGE</b>	9-24 Volts
<b>CURRENT DRAW LOW BEAM</b>	0.5 + 0.2 Amps @ 12 Volts 0.3 + 0.2 Amps @ 24 Volts
<b>CURRENT DRAW HIGH BEAM</b>	1.1 + 0.2 Amps @ 12 Volts 0.6 + 0.2 Amps @ 24 Volts
<b>COLOR TEMPERATURE</b>	6800 Kelvin
<b>HOUSING MATERIAL</b>	Aluminum Die Cast
<b>LENS MATERIAL</b>	Polycarbonate
<b>WATERPROOF RATING</b>	IP67 Rating
<b>COMPLIANCE</b>	D.O.T SAE   FMVSS-108   CMVSS-108

**D.O.T.  
COMPLIANT**

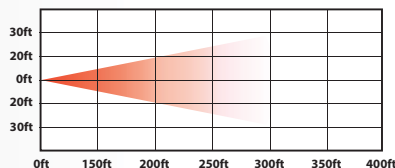
**LOW BEAM  
620  
EFFECTIVE LUMENS**

**HIGH BEAM  
900  
EFFECTIVE LUMENS**

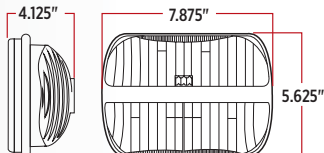
HIGH BEAM PATTERN



LOW BEAM PATTERN



HIGH & LOW BEAM WIRING



# 5" x 7"



## OFF ROAD LED

ECONOMY GRADE | COMBINATION HIGH & LOW BEAM

### TLED-H52

Chrome



## RETAIL PACKAGING

Sold in Trux's Eye Catching and informative Retail Packaging.



TLED-H52

## TECHNICAL SPECIFICATIONS

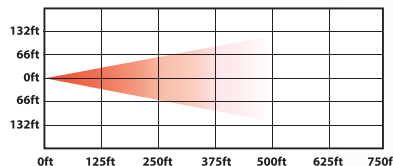
<b>LED POWER</b>	Low: 21 Watts High: 39 Watts
<b>RAW LUMENS</b>	Low: 2100 Lumens High: 3900 Lumens
<b>EFFECTIVE LUMENS</b>	Low: 1000 Lumens High: 1900 Lumens
<b>BEAM PATTERN</b>	High Beam Low Beam
<b>DIODES</b>	13 Diodes
<b>OPERATING VOLTAGE</b>	9-32 Volts
<b>LOW BEAM CURRENT DRAW</b>	1.23 Amps @ 12 Volts
<b>HIGH BEAM CURRENT DRAW</b>	2.28 Amps @ 12 Volts
<b>COLOR TEMPERATURE</b>	6000 Kelvin
<b>HOUSING MATERIAL</b>	Aluminum Die Cast
<b>LENS MATERIAL</b>	Polycarbonate
<b>WATERPROOF RATING</b>	IP67 Rating
<b>COMPLIANCE</b>	Off Road Use Only

**OFF ROAD  
USE ONLY**

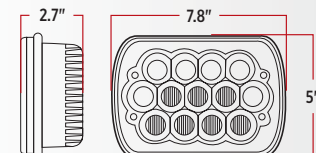
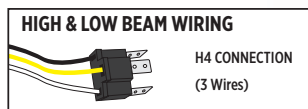
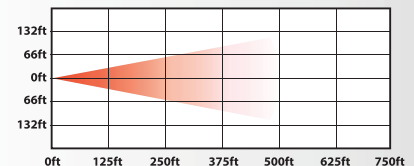
**LOW BEAM  
1000  
EFFECTIVE LUMENS**

**HIGH BEAM  
1900  
EFFECTIVE LUMENS**

HIGH BEAM PATTERN




LOW BEAM PATTERN



# LED HEADLIGHTS

A light emitting diode (LED) uses electric current to emit light through a semi conductor (two-lead) device.



# HALOGEN HEADLIGHTS

Halogen headlight bulbs use halogen gas to react chemically with the tungsten that evaporates from the burning filament.

## VISIBILITY

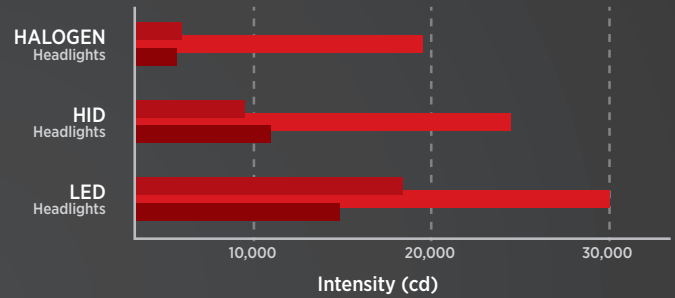
IF OTHER TRUCKERS CAN SEE THE DIFFERENCE, SO CAN YOU!

# 20% GREATER PERCEPTION OF BRIGHTNESS

! Road tests have discovered that drivers, driving with LED lights perceived to see the road 20% brighter than driving with halogen lights.

LED HEADLIGHTS ARE THE MOST LUMINOUS

! A comparison of photometric beam pattern intensity across 3 different test routes in Ann Arbor, MI.



## COST

### DECREASE YOUR DOWNTIME

! Not having to change your headlight often decreases the downtime on the job.

UP TO 50,000 HOURS LIFETIME AVERAGE OF LED BULBS

UP TO 1,000 HOURS LIFETIME AVERAGE OF HALOGEN BULBS

CHANCES ARE YOU WILL BE REPLACING YOUR TRUCK BEFORE REPLACING YOUR LED BULBS

## SAFETY

FEELING SAFER WHILE DRIVING AT NIGHT

### OBSTACLES AHEAD

! Several Road Studies indicate that LED Headlights improve the visibility of lane markings (white lines) and other hazards (pedestrians, road signs).

## UPGRADE TO LED

👍 20% GREATER PERCEPTION OF BRIGHTNESS

👍 MOST LUMINOUS IN THE INDUSTRY

👍 SAFER DRIVING AT NIGHT FROM IMPROVED VISIBILITY

👍 UP TO 50,000 AVERAGE LIFETIME HOURS

👍 UP TO 12x LESS ENERGY THAN HALOGEN

## ENERGY

LESS ENERGY MEANS MORE LIFE

UP TO 12X LESS ENERGY USAGE THAN HALOGEN BULBS

! LED bulbs draw less energy from your truck than regular Halogen bulbs. Drawing less energy prolongs the life of your truck's starter, battery and alternator.

# 7" ROUND

## LED PROJECTOR

PREMIUM GRADE | COMBINATION HIGH & LOW BEAM

**12-24 VOLTS**

**TLED-H3**

Chrome

**TLED-H70**

Black

**6-24 VOLTS**


**TLED-H64**

Chrome



### RETAIL PACKAGING

Sold in Trux's Eye Catching and informative Retail Packaging.



TLED-H70

TLED-H3 | TLED-H64

### TECHNICAL SPECIFICATIONS

<b>LED POWER</b>	35 Watts
<b>RAW LUMENS</b>	Low: 1500 Lumens High: 1700 Lumens
<b>EFFECTIVE LUMENS</b>	Low: 800 Lumens High: 1320 Lumens
<b>BEAM PATTERN</b>	Combination High & Low
<b>DIODES</b>	9 Diodes
<b>OPERATING VOLTAGE</b>	TLED-H3 / H70: 12-24 Volts TLED-H64: 6-24 Volts
<b>CURRENT DRAW</b>	2.81 Amps @ 12 Volts 1.40 Amps @ 24 Volts
<b>COLOR TEMPERATURE</b>	6000 Kelvin
<b>HOUSING MATERIAL</b>	Aluminum Die Cast
<b>LENS MATERIAL</b>	Polycarbonate
<b>WATERPROOF RATING</b>	IP67 Rating
<b>COMPLIANCE</b>	D.O.T SAE   FMVSS-108   CMVSS-108

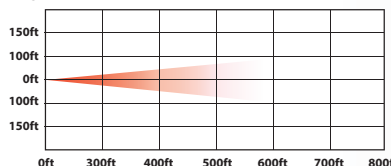
**D.O.T.  
COMPLIANT**

**LOW BEAM  
800  
EFFECTIVE LUMENS**

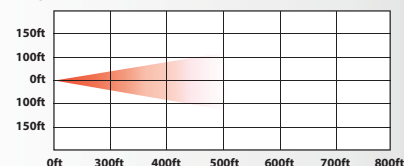
**HIGH BEAM  
1320  
EFFECTIVE LUMENS**

**LED  
PROJECTOR  
TECHNOLOGY**

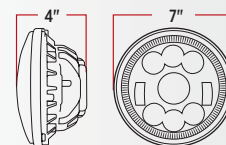
HIGH BEAM PATTERN



HIGH BEAM PATTERN



HIGH & LOW BEAM WIRING





## LED PROJECTOR

PREMIUM GRADE | COMBINATION HIGH & LOW BEAM

**TLED-H53**  
Black



TLED-H53

HALO ACCENT FUNCTION

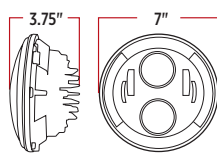
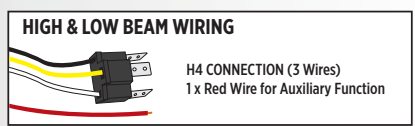
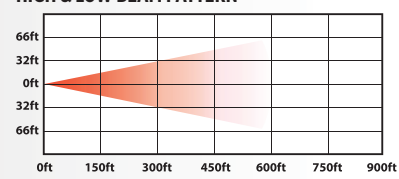
**D.O.T. COMPLIANT**

**LOW BEAM**  
**1100**  
EFFECTIVE LUMENS

**HIGH BEAM**  
**2000**  
EFFECTIVE LUMENS

**LED PROJECTOR TECHNOLOGY**

HIGH & LOW BEAM PATTERN



### TECHNICAL SPECIFICATIONS

<b>LED POWER</b>	Low: 45 Watts High: 60 Watts
<b>RAW LUMENS</b>	Low: 4500 Lumens High: 6000 Lumens
<b>EFFECTIVE LUMENS</b>	Low: 1100 Lumens High: 2000 Lumens
<b>BEAM PATTERN</b>	Combination High & Low
<b>DIODES</b>	6 Diodes
<b>OPERATING VOLTAGE</b>	9-32 Volts
<b>LOW BEAM CURRENT DRAW</b>	0.87 Amps @ 12 Volts
<b>HIGH BEAM CURRENT DRAW</b>	2.65 Amps @ 12 Volts
<b>COLOR TEMPERATURE</b>	6000 Kelvin
<b>HOUSING MATERIAL</b>	Aluminum Die Cast
<b>LENS MATERIAL</b>	Polycarbonate
<b>WATERPROOF RATING</b>	IP67 Rating
<b>COMPLIANCE</b>	D.O.T SAE   FMVSS-108   CMVSS-108

# 7" ROUND

## STANDARD LED

STANDARD GRADE | COMBINATION HIGH & LOW BEAM

TLED-H77

Chrome



### RETAIL PACKAGING

Sold in Trux's Eye Catching and informative Retail Packaging.



TLED-H77

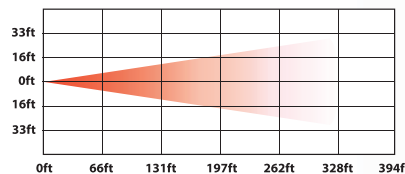
### TECHNICAL SPECIFICATIONS

<b>LED POWER</b>	Low: 8 Watts High: 10 Watts
<b>RAW LUMENS</b>	800 Lumens
<b>EFFECTIVE LUMENS</b>	580 Lumens
<b>BEAM PATTERN</b>	Combination High & Low
<b>DIODES</b>	4 Diodes
<b>OPERATING VOLTAGE</b>	6-30 Volts
<b>CURRENT DRAW</b>	0.65 Amps @ 12.8 Volts 0.40 Amps @ 25.6 Volts
<b>COLOR TEMPERATURE</b>	6000 Kelvin
<b>HOUSING MATERIAL</b>	Aluminum Die Cast
<b>LENS MATERIAL</b>	Polycarbonate
<b>WATERPROOF RATING</b>	IP67 Rating
<b>COMPLIANCE</b>	D.O.T SAE   FMVSS-108   CMVSS-108

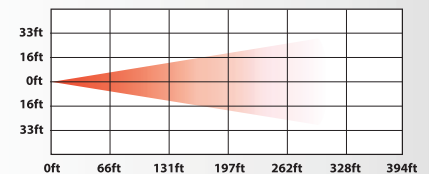
**D.O.T.  
COMPLIANT**

**580  
EFFECTIVE LUMENS**

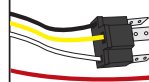
#### HIGH BEAM PATTERN



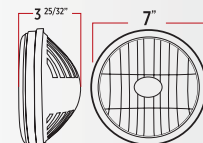
#### LOW BEAM PATTERN



#### HIGH & LOW BEAM WIRING



H4 CONNECTION (3 Wires)  
1 x Red Wire for Auxiliary Function







## OFF ROAD LED

ECONOMY GRADE | COMBINATION HIGH & LOW BEAM

**TLED-H51**  
Chrome



TLED-H51

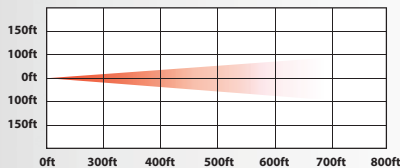
HALO RING FUNCTION

**OFF ROAD  
USE ONLY**

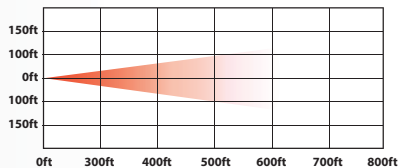
LOW BEAM  
**1470**  
EFFECTIVE LUMENS

HIGH BEAM  
**3000**  
EFFECTIVE LUMENS

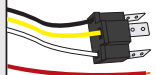
HIGH BEAM PATTERN



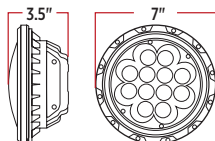
LOW BEAM PATTERN



HIGH & LOW BEAM WIRING



H4 CONNECTION (3 Wires)  
1 x Red Wire for Auxiliary Function



### TECHNICAL SPECIFICATIONS

<b>LED POWER</b>	Low: 30 Watts High: 60 Watts
<b>RAW LUMENS</b>	Low: 3000 Lumens High: 6000 Lumens
<b>EFFECTIVE LUMENS</b>	Low: 1470 Lumens High: 3000 Lumens
<b>BEAM PATTERN</b>	Combination High & Low
<b>DIODES</b>	12 Diodes
<b>OPERATING VOLTAGE</b>	9-32 Volts
<b>LOW BEAM CURRENT DRAW</b>	1.75 Amps @ 12 Volts
<b>HIGH BEAM CURRENT DRAW</b>	3.5 Amps @ 12 Volts
<b>COLOR TEMPERATURE</b>	6000 Kelvin
<b>HOUSING MATERIAL</b>	Aluminum Die Cast
<b>LENS MATERIAL</b>	Polycarbonate
<b>WATERPROOF RATING</b>	IP67 Rating
<b>COMPLIANCE</b>	Off Road Use Only

# 5.75" ROUND

## LED PROJECTOR

PREMIUM GRADE | COMBINATION HIGH & LOW BEAM

### TLED-H38

Chrome



### RETAIL PACKAGING

Sold in Trux's Eye Catching and informative Retail Packaging.



TLED-H38

### TECHNICAL SPECIFICATIONS

LED POWER	9 Watts
RAW LUMENS	Low: 2700 Lumens High: 4500 Lumens
EFFECTIVE LUMENS	Low: 750 Lumens High: 900 Lumens
BEAM PATTERN	Combination High & Low
DIODES	5 Diodes
OPERATING VOLTAGE	9-30 Volts
CURRENT DRAW	0.8 + 0.2 Amps @ 12.8 Volts 0.4 + 0.15 Amps @ 27 Volts
COLOR TEMPERATURE	6800 Kelvin
HOUSING MATERIAL	Aluminum Die Cast
LENS MATERIAL	Polycarbonate
WIRE GAUGE	16 AWG
WATERPROOF RATING	IP67 Rating
COMPLIANCE	D.O.T SAE   FMVSS-108   CMVSS-108

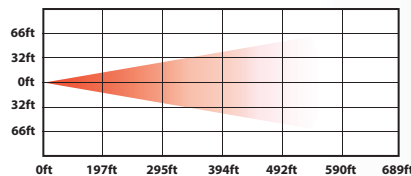
**D.O.T.**  
COMPLIANT

HIGH BEAM  
**900**  
EFFECTIVE LUMENS

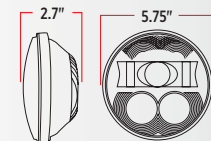
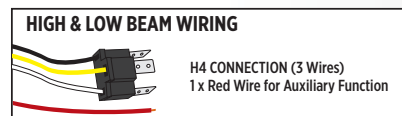
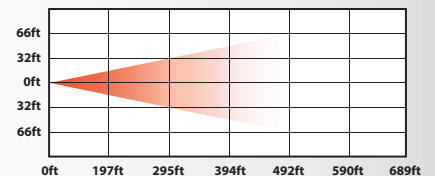
LOW BEAM  
**750**  
EFFECTIVE LUMENS

**LED**  
PROJECTOR  
TECHNOLOGY

HIGH BEAM PATTERN



LOW BEAM PATTERN





## STANDARD LED

PREMIUM GRADE

### HIGH BEAM


TLED-H56

Chrome

### LOW BEAM

TLED-H63

Chrome



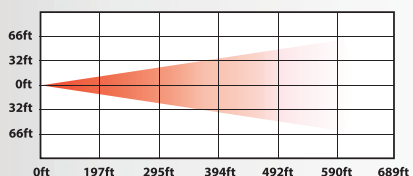
TLED-H56 | TLED-H63

HALO ACCENT FUNCTION

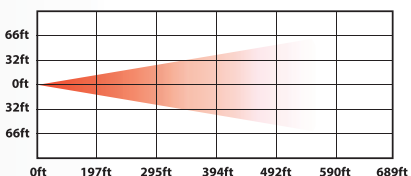
**D.O.T.**  
COMPLIANT

**1200**  
EFFECTIVE LUMENS

#### HIGH BEAM PATTERN



#### LOW BEAM PATTERN



#### HIGH BEAM WIRING

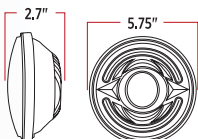


H4 CONNECTION  
(2 Wires)

#### LOW BEAM WIRING



H4 CONNECTION  
(3 Wires)



### TECHNICAL SPECIFICATIONS

LED POWER	22 Watts
RAW LUMENS	1500 Lumens
EFFECTIVE LUMENS	1200 Lumens
BEAM PATTERN	TLED-H56: High Beam TLED-H63: Low Beam
DIODES	1 Diode
OPERATING VOLTAGE	10-30 Volts
CURRENT DRAW	1.85 Amps @ 12 Volts 0.92 Amps @ 24 Volts
COLOR TEMPERATURE	6000 Kelvin
HOUSING MATERIAL	Aluminum Die Cast
LENS MATERIAL	Polycarbonate
WATERPROOF RATING	IP67 Rating
COMPLIANCE	D.O.T SAE   FMVSS-108   CMVSS-108

# HALOGEN BULB

## LED REPLACEMENT BULB KITS FOR UNIVERSAL BULB TYPES

DESIGNED TO FIT VEHICLES WITH BULB TYPES

<b>9004</b>	<b>9006</b>	<b>H4</b>	<b>H10</b>
<b>9005</b>	<b>9007</b>	<b>H7</b>	<b>H11</b>
			<b>H13</b>


- State of the Art **Heat Dissipation System**
- **High Intensity** Light Output
- **Brighter** than OEM Halogen Bulbs
- **More Powerful** compared to OEM Halogen Bulbs
- Lights up approximately **10 times faster** than incandescent & halogen bulbs
- More **Energy Efficient**
- **Adjustable Mechanism** to achieve best light output
- **Will not interfere** with CAN Bus Data Systems

### ADJUSTABLE LIGHT PATTERN

All LED Bulbs have specific adjustable mechanisms to achieve the best light pattern.

**MAXIMUM BRIGHTNESS**  
High Intensity Light Output

**HEATSINK**  
State of the Art Heat Dissipation



FOR BOTH  
**3600**  
EFFECTIVE LUMENS

ADJUSTABLE  
MECHANISM  
FOR BEST  
LIGHT OUTPUT

**SOLD**  
IN PAIRS

### TECHNICAL SPECIFICATIONS

(TLED-9004K | TLED-9007K | TLED-H4K | TLED-H13K )

LED POWER (PAIR)	50 Watts
RAW LUMENS (PAIR)	5000 Lumens
EFFECTIVE LUMENS (PAIR)	3600 Lumens
DIODES	16 Diodes
OPERATING VOLTAGE	12 - 24 Volts
CURRENT DRAW (PAIR)	1.67 Amps @ 12 Volts 0.83 Amps @ 24 Volts
COLOR TEMPERATURE	6500 Kelvin
HOUSING MATERIAL	Aviation Aluminum
WATERPROOF RATING	IP 67 Rating

### TECHNICAL SPECIFICATIONS

(TLED-9005K | TLED-9006K | TLED-H10K | TLED-H11K | TLED-H7K )

LED POWER	50 Watts
RAW LUMENS (PAIR)	5000 Lumens
EFFECTIVE LUMENS (PAIR)	3600 Lumens
DIODES	8 Diodes
OPERATING VOLTAGE	12 - 24 Volts
CURRENT DRAW (PAIR)	1.67 Amps @ 12 Volts 0.83 Amps @ 24 Volts
COLOR TEMPERATURE	6500 Kelvin
HOUSING MATERIAL	Aviation Aluminum
WATERPROOF RATING	IP 67 Rating

# TRUX'S LED BULB

# LED BULB KITS

## LED BULB KITS

**TLED-9004K**  
9004 Bulb Type

**TLED-9005K**  
9005 Bulb Type

**TLED-9006K**  
9006 Bulb Type

**TLED-9007K**  
9007 Bulb Type

**TLED-H4K**  
H4 Bulb Type

**TLED-H7K**  
H7 Bulb Type

**TLED-H10K**  
H10 Bulb Type

**TLED-H11K**  
H11 Bulb Type

**TLED-H13K**  
H13 Bulb Type



TLED-9004K



TLED-9005K



TLED-9006K



TLED-9007K



TLED-H4K



TLED-H7K



TLED-H10K



TLED-H11K



TLED-H13K



**LED BULB KIT:**  
2 x LED Replacement Bulbs  
2 x Wire Harnesses  
Color Temperature Stickers  
2 x Glass Cylinders  
2 x O-Rings  
Instructions Manual

# RETAIL DISPLAYS

VOLVO VN / VNL HEADLIGHT WITH  
FARO PARA VOLVO VN / VNL AVEC DEL FARGO PARA VOLVO VN / VNL



Make your showroom more appealing with Trux Accessories' Displays so customers will stay and shop! Trux's Counter Top and Slot Wall Displays are proven to increase sales by offering additional information in an interactive way.

## FEATURES & BENEFITS

- Plug & Play in any wall socket
- Interactive
- Visually Appealing
- Informative Technical Data
- \*Free with any headlight order (\*Conditions apply)

## UNIVERSAL LED PROJECTOR

18" x 10" x 10.5" (L x W x H)

### TRX-132

Black LED Projector

### TRX-133

Chrome LED Projector



TRX-132 | TRX-133  
COUNTERTOP

## VOLVO VN/VNL PROJECTOR

21" x 21" x 20" (L x W x H)

### TRX-131

LED or Halogen Projector



TRX-131  
COUNTERTOP



# FTL. CASCADIA LED PROJECTOR

18" x 15" x 15" (L x W x H)

TRX-144  
LED Projector



TRX-144  
COUNTERTOP

# FTL. CENTURY LED PROJECTOR

25" x 12" x 15" (L x W x H)

TRX-143  
LED Projector



TRX-143  
COUNTERTOP

# RETAIL DISPLAYS



## GRADED LED HEADLIGHTS

18" x 8" x 14.75" (L x W x H)

### TRX-102

Premium Grade LED Headlights

### TRX-121

Standard Grade LED Headlights

### TRX-115

Economy Grade LED Headlights



TRX-102 | TRX-121 | TRX-115  
COUNTERTOP

## 7" ROUND LED HEADLIGHTS

18" x 8" x 14.75" (L x W x H)

### TRX-116

Premium 7" Round LED Headlight

### TRX-124

Premium 7" Motorcycle LED Headlight

### TRX-125

Premium 7" Motorcycle LED Headlight



TRX-116 | TRX-124 | TRX-125  
COUNTERTOP





## 4" x 6" LED HEADLIGHTS

13.75" x 8.5" x 14.75" (L x W x H)

**TRX-089**

Premium Grade 4" x 6"

**TRX-122**

Standard Grade 4" x 6"

**TRX-114**

Economy Grade 4" x 6"

**TRX-128**

Economy Grade 4" x 6"



TRX-089 | TRX-122 | TRX-114 | TRX-128  
COUNTERTOP

## LED BULB KITS

15" x 6" x 9" (L x W x H)

**TRX-145**

LED Bulb Kits



TRX-145  
COUNTERTOP

# MOTORCYCLE ROUND

## 7" LED PROJECTOR

PREMIUM GRADE | COMBINATION HIGH & LOW BEAM

**TLED-H47**

Chrome

**TLED-H72**

Black



### RETAIL PACKAGING

Sold in Trux's Eye Catching and informative Retail Packaging.



### ADAPTER

If your motorcycle is NOT H4 compatible, TPIG-H3 Adapter on Page 204 is designed to connect your motorcycle plug to the headlights.

### TECHNICAL SPECIFICATIONS

LED POWER	40 Watts
RAW LUMENS	Low: 900 Lumens High: 3200 Lumens
EFFECTIVE LUMENS	Low: 800 Lumens High: 1320 Lumens
BEAM PATTERN	Combination High & Low
DIODES	9 Diodes
OPERATING VOLTAGE	10-30 Volts
CURRENT DRAW	3.2 Amps
COLOR TEMPERATURE	6000 Kelvin
HOUSING MATERIAL	Aluminum Die Cast
LENS MATERIAL	Polycarbonate
WATERPROOF RATING	IP67 Rating
COMPLIANCE	D.O.T SAE   FMVSS-108   CMVSS-108

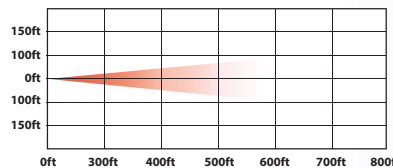
**D.O.T. COMPLIANT**

LOW BEAM  
**800**  
EFFECTIVE LUMENS

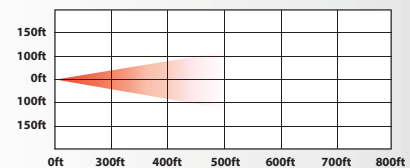
HIGH BEAM  
**1320**  
EFFECTIVE LUMENS

**LED PROJECTOR TECHNOLOGY**

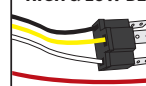
HIGH BEAM PATTERN



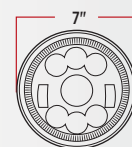
HIGH BEAM PATTERN



#### HIGH & LOW BEAM WIRING



H4 CONNECTION (3 Wires)  
1 x Red Wire for Auxiliary Function





## 5.75" LED PROJECTOR

PREMIUM GRADE | COMBINATION HIGH & LOW BEAM

**TLED-H33**  
Chrome



TLED-H33

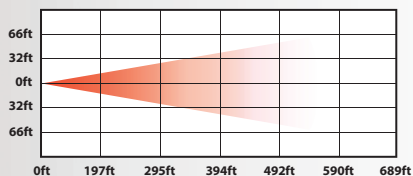
**D.O.T.  
COMPLIANT**

**HIGH BEAM  
900  
EFFECTIVE LUMENS**

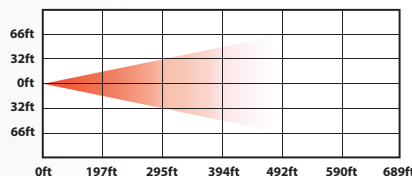
**LOW BEAM  
750  
EFFECTIVE LUMENS**

**LED  
PROJECTOR  
TECHNOLOGY**

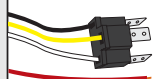
HIGH BEAM PATTERN



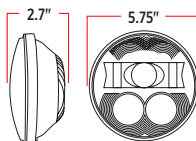
LOW BEAM PATTERN



HIGH & LOW BEAM WIRING



H4 CONNECTION (3 Wires)  
1 x Red Wire for Auxiliary Function



### TECHNICAL SPECIFICATIONS

<b>LED POWER</b>	9 Watts
<b>RAW LUMENS</b>	Low: 2700 Lumens High: 4500 Lumens
<b>EFFECTIVE LUMENS</b>	Low: 750 Lumens High: 900 Lumens
<b>BEAM PATTERN</b>	Combination High & Low
<b>DIODES</b>	5 Diodes
<b>OPERATING VOLTAGE</b>	9-30 Volts
<b>CURRENT DRAW</b>	0.8 + 0.2 Amps @ 12.8 Volts 0.4 + 0.15 Amps @ 27 Volts
<b>COLOR TEMPERATURE</b>	6800 Kelvin
<b>HOUSING MATERIAL</b>	Aluminum Die Cast
<b>LENS MATERIAL</b>	Polycarbonate
<b>WIRE GAUGE</b>	16 AWG
<b>WATERPROOF RATING</b>	IP67 Rating
<b>COMPLIANCE</b>	D.O.T SAE   FMVSS-108   CMVSS-108

# LED FOG LIGHTS

## 4.5" MOTORCYCLE

TLED-H26  
Chrome

TLED-H27  
Black



### RETAIL PACKAGING

Sold in Trux's Eye Catching and informative Retail Packaging.



TLED-H27

TLED-H26

### TECHNICAL SPECIFICATIONS

LED POWER	30 Watts
RAW LUMENS (PAIR)	3000 Lumens
EFFECTIVE LUMENS (PAIR)	2100 Lumens
DIODES	3 Diodes / Light
OPERATING VOLTAGE	10-30v
CURRENT DRAW (PAIR)	2.25 Amps @ 12 Volt 1.1A Amps @ 24 Volts
COLOR TEMPERATURE	6000 Kelvin
HOUSING MATERIAL	Alluminum Die Cast
LENS MATERIAL	Polycarbonate
WATERPROOF RATING	IP67 Rating
COMPLIANCE	D.O.T SAE   FMVSS-108   CMVSS-108

**D.O.T.**  
COMPLIANT

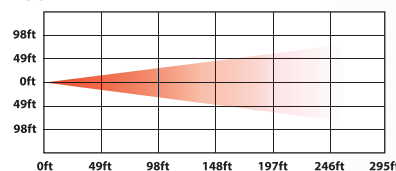
**2100**  
EFFECTIVE LUMENS

**LED**  
PROJECTOR  
TECHNOLOGY

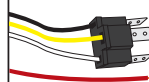
**SOLD**  
IN PAIRS

**PLUG**  
& **PLAY**

#### FOG BEAM PATTERN



#### HIGH & LOW BEAM WIRING



H4 CONNECTION (3 Wires)  
1 x Red Wire for Auxiliary Function





## 4" JEEP TLED-H48K Black



TLED-H48K

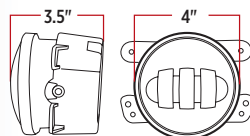
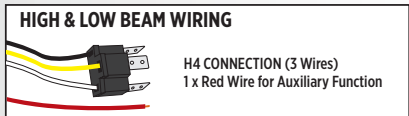
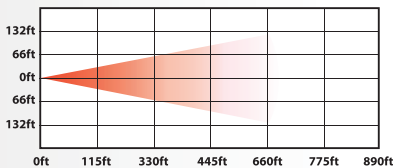
**OFF ROAD  
USE ONLY**

**850  
EFFECTIVE LUMENS**

**SOLD  
IN PAIRS**

**PLUG  
& PLAY**

**FOG BEAM PATTERN**



### TECHNICAL SPECIFICATIONS

<b>LED POWER</b>	25 Watts
<b>RAW LUMENS (PAIR)</b>	3000 Lumens
<b>EFFECTIVE LUMENS (PAIR)</b>	850 Lumens
<b>DIODES</b>	3 Diodes / Light
<b>OPERATING VOLTAGE</b>	12-24 Volts
<b>CURRENT DRAW (PAIR)</b>	2.12 Amps @ 12 Volt 1.03 A Amps @ 24 Volts
<b>COLOR TEMPERATURE</b>	6000 Kelvin
<b>HOUSING MATERIAL</b>	Alluminum Alloy
<b>LENS MATERIAL</b>	Polycarbonate
<b>WATERPROOF RATING</b>	IP67 Rating
<b>COMPLIANCE</b>	D.O.T SAE   FMVSS-108   CMVSS-108

# RADIANT

## WORK LAMP SERIES

### FIRST EVER PERIPHERAL SIDE LED WORK LAMPS



#### DESIGNED TO FIT



CLASS 8  
TRUCKS



HEAVY DUTY  
VEHICLES



SPORT UTILITY  
VEHICLES



ALL TERRAIN  
VEHICLES



RECREATIONAL  
VEHICLES

Trux Accessories' FIRST EVER Peripheral LED Work Lamps are the newest work lamps to hit the market. Offering never seen before 360° field of light with its technically designed diodes that are located on the side of the work lamp. With this wide angle illumination, drivers can see all around, improving road safety.

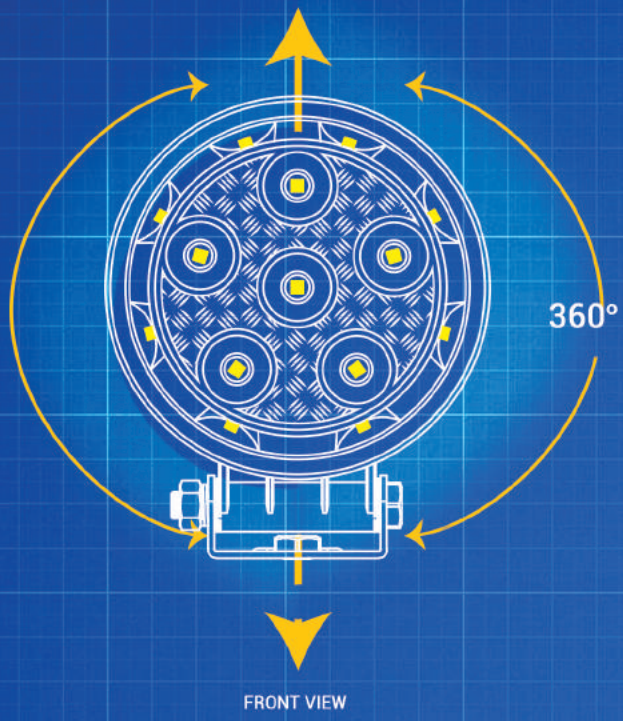
#### FEATURES & BENEFITS

- LEDs illuminate white Spot & Flood Beam, reducing eye strain
- **First Ever** Work Lamps with Peripheral Vision
- TLED- U102 offers **180°** Field of Light
- TLED- U103 offers **360°** Field of Light
- **Polycarbonate Lens** providing great clarity & stronger durability than glass
- **Efficient Cooling**
- **Aluminum Die-Cast Housing**
- **IP67 Waterproof** (up to 1m of water for 30 minutes)
- **Adjustable** Stainless Steel Mounting Brackets offering the flexibility to adjust the lighting

**"FIRST EVER Work Lamps with SIDE LIGHT OUTPUT!"**

## 360° FIELD OF LIGHT

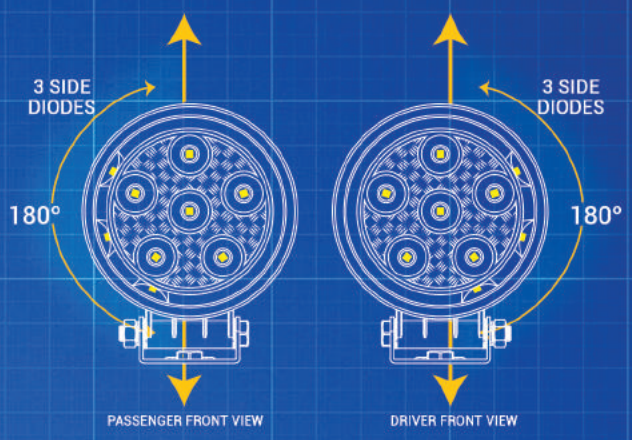
**TLED-U103**  
FULL 360° RADIUS FRONT SPOT & SIDE FLOOD COMBO



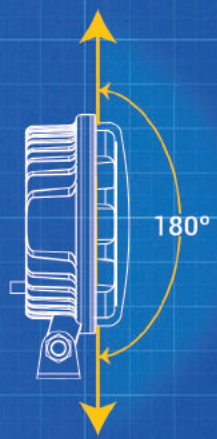
**THE DIFFERENCE:**  
TLED-U103 offers a 360° Field of Light when facing forward. TLED-U103 provides a much greater field of view due to it's 8 side facing diodes.

## 180° FIELD OF LIGHT

**TLED-U102 (Driver & Passenger)**  
HALF 180° RADIUS FRONT SPOT & SIDE FLOOD COMBO



**THE DIFFERENCE:**  
TLED-U102 offers a 180° Field of Light when facing forward. Combining both Driver & Passenger enables you to have a 360° Field of Light with it's 3 Side facing diodes.



# RADIANT

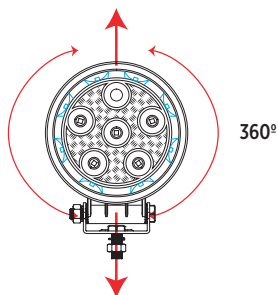
## WORK LAMP SERIES

### 4.5" ROUND

**TLED-U103**  
Spot & Flood Beam



**RETAIL PACKAGING**  
Sold in Trux's Eye Catching and informative Retail Packaging.



**TLED-U103**  
SPOT & FLOOD BEAM

### TECHNICAL SPECIFICATIONS

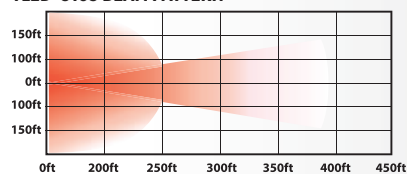
<b>LED POWER</b>	30 Watts
<b>RAW LUMENS</b>	3000 Lumens
<b>EFFECTIVE LUMENS</b>	1800 Lumens
<b>DIODES</b>	8 Side \ 6 Front Diodes
<b>OPERATING VOLTAGE</b>	12-24 Volts
<b>CURRENT DRAW</b>	2.5 Amps @ 12 Volts 1.25 Amps @ 24 Volts
<b>COLOR TEMPERATURE</b>	6500 Kelvin
<b>HOUSING MATERIAL</b>	ADC12
<b>BRACKET MATERIAL</b>	Stainless Steel
<b>LENS MATERIAL</b>	Polycarbonate
<b>WATERPROOF RATING</b>	IP67 Rating

**1800**  
EFFECTIVE LUMENS

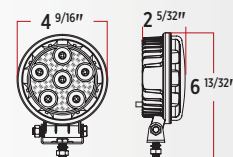
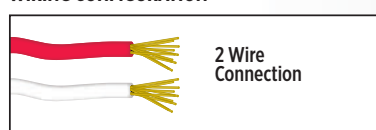
**360°**  
PERIPHERAL LIGHT

**UNIVERSAL**  
FUNCTION

TLED-U103 BEAM PATTERN



WIRING CONFIGURATION



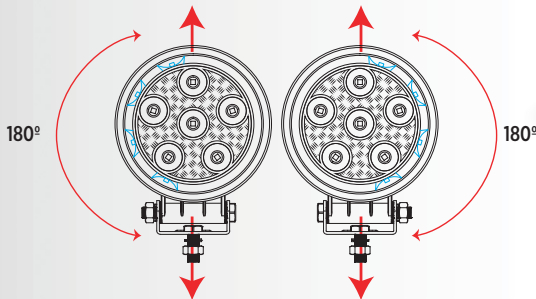


# "FIRST EVER Work Lamps with SIDE LIGHT OUTPUT!"

# LED WORK LAMPS

## 4.5" ROUND

TLED-U102  
Spot & Flood Beam



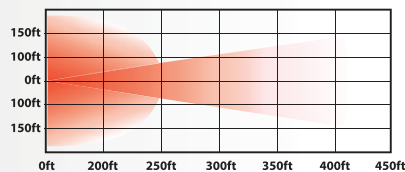
TLED-U102  
DRIVER & PASSENGER SIDE

FOR BOTH  
**1920**  
EFFECTIVE LUMENS

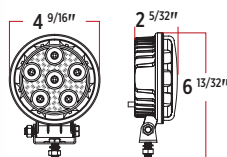
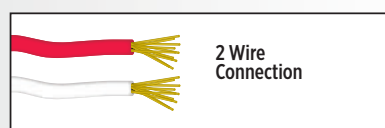
**180°**  
PERIPHERAL LIGHT

**UNIVERSAL  
FUNCTION**

TLED-U102 BEAM PATTERN



WIRING CONFIGURATION



## TECHNICAL SPECIFICATIONS

LED POWER	32 Watts (Each)
RAW LUMENS (EACH)	3200 Lumens
EFFECTIVE LUMENS (EACH)	1920 Lumens
DIODES (EACH)	3 Side \ 6 Front DiodeS
OPERATING VOLTAGE	12-24 Volts
CURRENT DRAW (EACH)	2.67 Amps @ 12 Volts 1.33 Amps @ 24 Volts
COLOR TEMPERATURE	6500 Kelvin
HOUSING MATERIAL	ADC12
BRACKET MATERIAL	Stainless Steel
LENS MATERIAL	Polycarbonate
WATERPROOF RATING	IP67 Rating

# 'STELLAR'

## SERIES LED WORK LAMPS



### DESIGNED TO FIT



CLASS 8  
TRUCKS



HEAVY DUTY  
VEHICLES



SPORT UTILITY  
VEHICLES



ALL TERRAIN  
VEHICLES



RECREATIONAL  
VEHICLES

Trux Accessories' 'Stellar' Series Work Lamps are about making a difference on the common necessity to light up your workspace. Trux has transformed the ordinary LED work lamps to a vibrant ray of light, with a chrome interior that mirrors the brilliant white light coming from the powerful LEDs. Available in many different sizes and light output levels fitting any need and budget.

### FEATURES & BENEFITS

- LEDs illuminate white Flood or Spot Beam, reducing eye strain
- Polycarbonate Lens providing great clarity & stronger durability than glass
- Chrome Interior amplifying the brilliant white light from the LEDs
- Efficient Cooling
- Aluminum Die-Cast Housing
- IP67 Waterproof (up to 1m of water for 30 minutes)
- Adjustable Stainless Steel Mounting Brackets offering the flexibility to adjust the lighting

## RECTANGULAR

**TLED-U97**  
Spot Beam

**TLED-U98**  
Flood Beam



**TLED-U97**  
SPOT BEAM



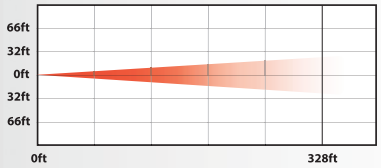
**TLED-U98**  
FLOOD BEAM

**1080**  
EFFECTIVE LUMENS

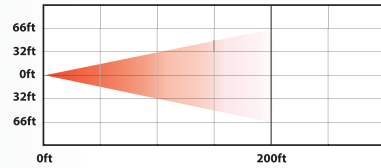
**SUPER BRIGHT**

**UNIVERSAL FUNCTION**

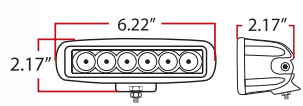
**TLED-U97 BEAM PATTERN**



**TLED-U98 BEAM PATTERN**



**WIRING CONFIGURATION**



### TECHNICAL SPECIFICATIONS

<b>LED POWER</b>	3 Watts
<b>RAW LUMENS</b>	1000 Lumens
<b>EFFECTIVE LUMENS</b>	1080 Lumens
<b>DIODES</b>	6 Diodes
<b>OPERATING VOLTAGE</b>	10-30 Volts
<b>TLED-U97 CURRENT DRAW</b>	0.51 Amps @ 12 Volts 0.17 Amps @ 24 Volts
<b>TLED-U98 CURRENT DRAW</b>	1.8 Amps @ 12 Volts 0.88 Amps @ 24 Volts
<b>COLOR TEMPERATURE</b>	6000 Kelvin
<b>HOUSING MATERIAL</b>	Aluminum Die Cast
<b>BRACKET MATERIAL</b>	Stainless Steel
<b>LENS MATERIAL</b>	Polycarbonate
<b>WATERPROOF RATING</b>	IP67 Rating

# 'STELLAR'

## SERIES LED WORK LAMPS

### 3" MINI ROUND

**TLED-U87**  
Spot Beam

**TLED-U88**  
Flood Beam



**TLED-U87**  
SPOT BEAM



**TLED-U88**  
FLOOD BEAM

#### TECHNICAL SPECIFICATIONS

LED POWER	25 Watts
RAW LUMENS	3500 Lumens
EFFECTIVE LUMENS	1200 Lumens
DIODES	5 Diodes
OPERATING VOLTAGE	10-30 Volts
CURRENT DRAW	1.46 Amps @ 12 Volts 0.73 Amps @ 24 Volts
COLOR TEMPERATURE	6000 Kelvin
HOUSING MATERIAL	Aluminum Die Cast
BRACKET MATERIAL	Stainless Steel
LENS MATERIAL	Polycarbonate
WATERPROOF RATING	IP67 Rating

**1200**  
EFFECTIVE LUMENS

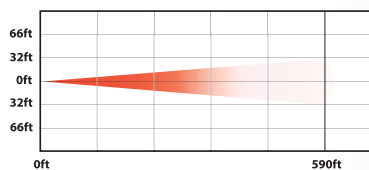
**MINI**  
SIZE

**SUPER BRIGHT**

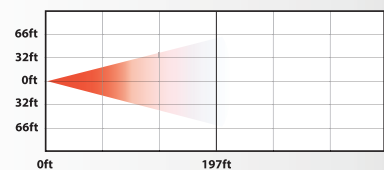
**COST EFFECTIVE**

**UNIVERSAL FUNCTION**

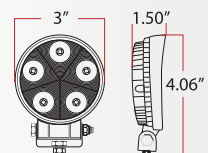

TLED-U87 BEAM PATTERN



TLED-U88 BEAM PATTERN



WIRING CONFIGURATION



## 3" MINI SQUARE

**TLED-U89**  
Spot Beam

**TLED-U90**  
Flood Beam



**TLED-U89**  
SPOT BEAM

**TLED-U90**  
FLOOD BEAM

**1200**  
EFFECTIVE LUMENS

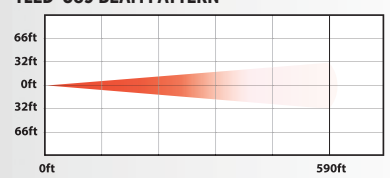
**MINI**  
SIZE

**SUPER BRIGHT**

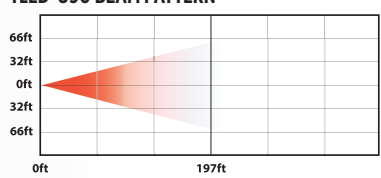
**COST EFFECTIVE**

**UNIVERSAL FUNCTION**

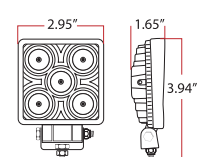
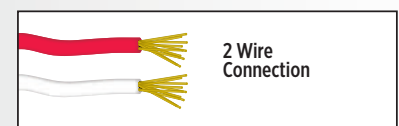
**TLED-U89 BEAM PATTERN**



**TLED-U90 BEAM PATTERN**



**WIRING CONFIGURATION**



### TECHNICAL SPECIFICATIONS

<b>LED POWER</b>	25 Watts
<b>RAW LUMENS</b>	3500 Lumens
<b>EFFECTIVE LUMENS</b>	1200 Lumens
<b>DIODES</b>	5 Diodes
<b>OPERATING VOLTAGE</b>	10-30 Volts
<b>CURRENT DRAW</b>	1.46 Amps @ 12 Volts 0.73 Amps @ 24 Volts
<b>COLOR TEMPERATURE</b>	6000 Kelvin
<b>HOUSING MATERIAL</b>	Aluminum Die Cast
<b>BRACKET MATERIAL</b>	Stainless Steel
<b>LENS MATERIAL</b>	Polycarbonate
<b>WATERPROOF RATING</b>	IP67 Rating

# 'STELLAR'

## SERIES LED WORK LAMPS

### 4" ROUND

**TLED-U95**  
Spot Beam

**TLED-U96**  
Flood Beam



**TLED-U95**  
SPOT BEAM



**TLED-U96**  
FLOOD BEAM

### TECHNICAL SPECIFICATIONS

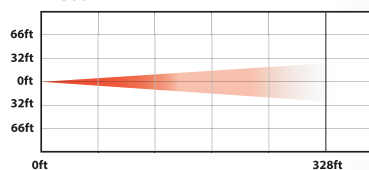
LED POWER	27 Watts
RAW LUMENS	1600 Lumens
EFFECTIVE LUMENS	1350 Lumens
DIODES	9 Diodes
OPERATING VOLTAGE	10-30 Volts
CURRENT DRAW	2 Amps @ 12 Volts 1.3 Amps @ 24 Volts
COLOR TEMPERATURE	6000 Kelvin
HOUSING MATERIAL	Aluminum Die Cast
BRACKET MATERIAL	Stainless Steel
LENS MATERIAL	Polycarbonate
WATERPROOF RATING	IP67 Rating

**1350**  
EFFECTIVE LUMENS

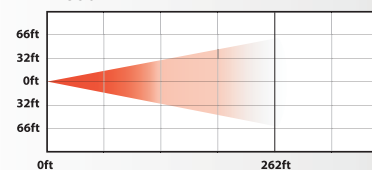
**SUPER BRIGHT**

**UNIVERSAL FUNCTION**

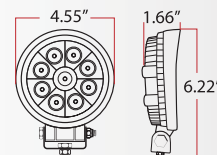

TLED-U95 BEAM PATTERN



TLED-U96 BEAM PATTERN



WIRING CONFIGURATION



## 4" SQUARE

**TLED-U93**  
Spot Beam

**TLED-U94**  
Flood Beam



**TLED-U93**  
SPOT BEAM



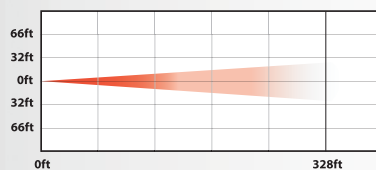
**TLED-U94**  
FLOOD BEAM

**1350**  
EFFECTIVE LUMENS

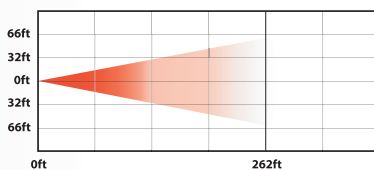
**SUPER BRIGHT**

**UNIVERSAL FUNCTION**

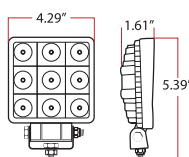
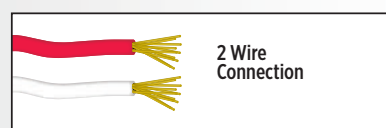
TLED-U93 BEAM PATTERN



TLED-U94 BEAM PATTERN



WIRING CONFIGURATION



### TECHNICAL SPECIFICATIONS

LED POWER	27 Watts
RAW LUMENS	1600 Lumens
EFFECTIVE LUMENS	1350 Lumens
DIODES	9 Diodes
OPERATING VOLTAGE	10-30 Volts
CURRENT DRAW	2 Amps @ 12 Volts 1.3 Amps @ 24 Volts
COLOR TEMPERATURE	6000 Kelvin
HOUSING MATERIAL	Aluminum Die Cast
BRACKET MATERIAL	Stainless Steel
LENS MATERIAL	Polycarbonate
WATERPROOF RATING	IP67 Rating

# ROUND

## 3" MINI

**TLED-U34**  
Spot Beam

**TLED-U35**  
Flood Beam



**TLED-U34**  
SPOT BEAM



**TLED-U35**  
FLOOD BEAM

**900**  
EFFECTIVE LUMENS

**MINI**  
SIZE

**COST**  
EFFECTIVE

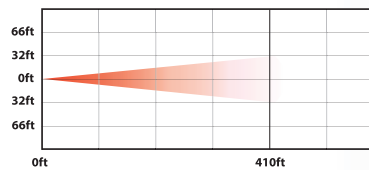
**UNIVERSAL**  
FUNCTION

**SUPER**  
BRIGHT

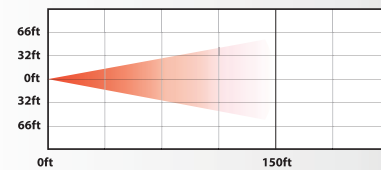
### TECHNICAL SPECIFICATIONS

LED POWER	15 Watts
RAW LUMENS	1260 Lumens
EFFECTIVE LUMENS	900 Lumens
DIODES	5 Diodes
OPERATING VOLTAGE	10-30 Volts
CURRENT DRAW	0.69 Amps @ 12 Volts 0.36 Amps @ 24 Volts
COLOR TEMPERATURE	6000 Kelvin
HOUSING MATERIAL	Aluminum Die Cast
BRACKET MATERIAL	Stainless Steel
LENS MATERIAL	Polycarbonate
WATERPROOF RATING	IP67 Rating

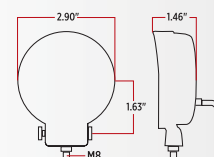

TLED-U34 BEAM PATTERN



TLED-U35 BEAM PATTERN



WIRING CONFIGURATION







## 4.5" STANDARD

**TLED-U23**  
Spot Beam

**TLED-U1**  
Flood Beam



**TLED-U23**  
SPOT BEAM

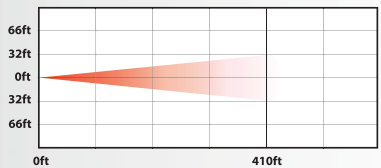


**TLED-U1**  
FLOOD BEAM

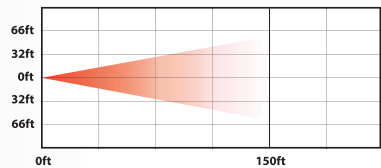
**600**  
EFFECTIVE LUMENS

**UNIVERSAL**  
FUNCTION

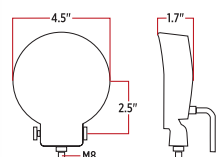
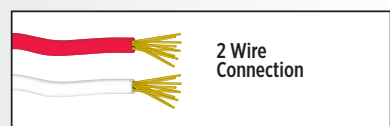
**TLED-U23 BEAM PATTERN**



**TLED-U1 BEAM PATTERN**



**WIRING CONFIGURATION**



### TECHNICAL SPECIFICATIONS

<b>LED POWER</b>	18 Watts
<b>RAW LUMENS</b>	1000 Lumens
<b>EFFECTIVE LUMENS</b>	600 Lumens
<b>DIODES</b>	6 Diodes
<b>OPERATING VOLTAGE</b>	10-30 Volts
<b>CURRENT DRAW</b>	1.01 Amps @ 12 Volts 0.51 Amps @ 24 Volts
<b>COLOR TEMPERATURE</b>	6000 Kelvin
<b>HOUSING MATERIAL</b>	Aluminum Die Cast
<b>BRACKET MATERIAL</b>	Stainless Steel
<b>LENS MATERIAL</b>	Polycarbonate
<b>WATERPROOF RATING</b>	IP67 Rating

# ROUND

## 5" HIGH POWERED

**TLED-U4**  
Spot Beam

**TLED-U25**  
Flood Beam



**TLED-U4**  
SPOT BEAM



**TLED-U25**  
FLOOD BEAM

### TECHNICAL SPECIFICATIONS

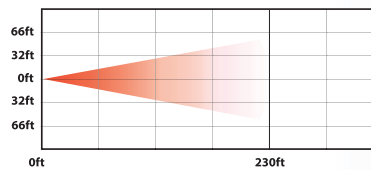
LED POWER	27 Watts
RAW LUMENS	1600 Lumens
EFFECTIVE LUMENS	900 Lumens
DIODES	9 Diodes
OPERATING VOLTAGE	10-30 Volts
CURRENT DRAW	1.39 Amps @ 12 Volts 0.7 Amps @ 24 Volts
COLOR TEMPERATURE	6000 Kelvin
HOUSING MATERIAL	Aluminum Die Cast
BRACKET MATERIAL	Stainless Steel
LENS MATERIAL	Polycarbonate
WATERPROOF RATING	IP67 Rating

**900**  
EFFECTIVE LUMENS

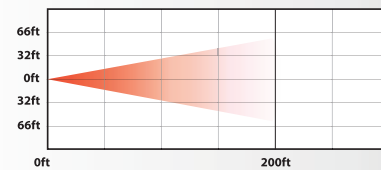
**HIGH**  
POWERED

**UNIVERSAL**  
FUNCTION

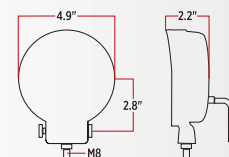

#### TLED-U4 BEAM PATTERN



#### TLED-U25 BEAM PATTERN



#### WIRING CONFIGURATION





## 5" SUPER POWERED

**TLED-U19**  
Spot Beam

**TLED-U28**  
Flood Beam



**TLED-U19**  
SPOT BEAM



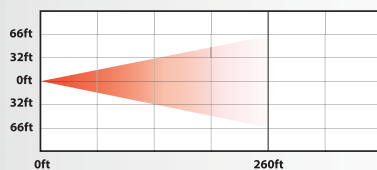
**TLED-U28**  
FLOOD BEAM

**2400**  
EFFECTIVE LUMENS

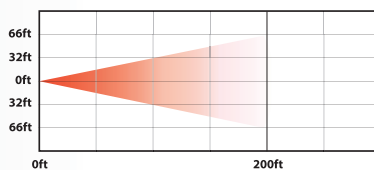
**SUPER POWERED**

**UNIVERSAL FUNCTION**

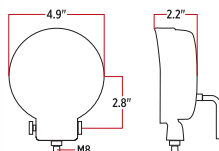

**TLED-U19 BEAM PATTERN**



**TLED-U28 BEAM PATTERN**



**WIRING CONFIGURATION**



### TECHNICAL SPECIFICATIONS

<b>LED POWER</b>	30 Watts
<b>RAW LUMENS</b>	4200 Lumens
<b>EFFECTIVE LUMENS</b>	2400 Lumens
<b>DIODES</b>	6 Diodes
<b>OPERATING VOLTAGE</b>	10-30 Volts
<b>CURRENT DRAW</b>	2.27 Amps @ 12 Volts 1.13 Amps @ 24 Volts
<b>COLOR TEMPERATURE</b>	6000 Kelvin
<b>HOUSING MATERIAL</b>	Aluminum Die Cast
<b>BRACKET MATERIAL</b>	Stainless Steel
<b>LENS MATERIAL</b>	Polycarbonate
<b>WATERPROOF RATING</b>	IP67 Rating

# SQUARE

## 2.25" MINI SUPER HIGH POWERED

TLED-U6  
Spot Beam



TLED-U6  
SPOT BEAM



TLED-U6  
SIDE VIEW

**800**  
EFFECTIVE LUMENS

**MINI**  
SIZE

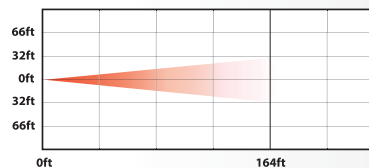
**HIGH**  
POWERED

**UNIVERSAL**  
FUNCTION

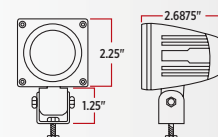

### TECHNICAL SPECIFICATIONS


LED POWER	10 Watts
RAW LUMENS	1200 Lumens
EFFECTIVE LUMENS	800 Lumens
DIODES	1 Diode
OPERATING VOLTAGE	10-30 Volts
CURRENT DRAW	0.82 Amps @ 12 Volts 0.42 Amps @ 24 Volts
COLOR TEMPERATURE	6000 Kelvin
HOUSING MATERIAL	Aluminum Die Cast
BRACKET MATERIAL	Stainless Steel
LENS MATERIAL	Polycarbonate
WATERPROOF RATING	IP67 Rating

TLED-U6 BEAM PATTERN



WIRING CONFIGURATION





## 3" MINI STANDARD

**TLED-U32**  
Spot Beam

**TLED-U33**  
Flood Beam



**TLED-U32**  
SPOT BEAM



**TLED-U33**  
FLOOD BEAM

**900**  
EFFECTIVE LUMENS

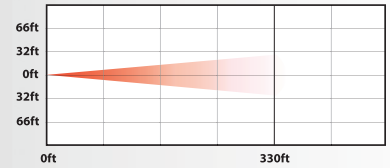
**MINI**  
SIZE

**SUPER BRIGHT**

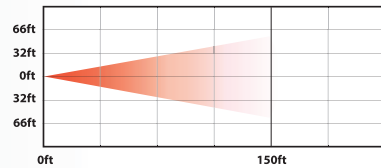
**COST EFFECTIVE**

**UNIVERSAL FUNCTION**

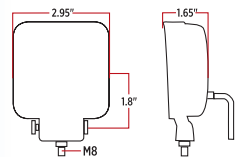

**TLED-U32 BEAM PATTERN**



**TLED-U33 BEAM PATTERN**



**WIRING CONFIGURATION**



### TECHNICAL SPECIFICATIONS

<b>LED POWER</b>	15 Watts
<b>RAW LUMENS</b>	1260 Lumens
<b>EFFECTIVE LUMENS</b>	900 Lumens
<b>DIODES</b>	5 Diodes
<b>OPERATING VOLTAGE</b>	10-30 Volts
<b>CURRENT DRAW</b>	0.86 Amps @ 12 Volts 0.43 Amps @ 24 Volts
<b>COLOR TEMPERATURE</b>	6000 Kelvin
<b>HOUSING MATERIAL</b>	Aluminum Die Cast
<b>BRACKET MATERIAL</b>	Stainless Steel
<b>LENS MATERIAL</b>	Polycarbonate
<b>WATERPROOF RATING</b>	IP67 Rating

# SQUARE

## 4" STANDARD

**TLED-U24**  
Spot Beam

**TLED-U2**  
Flood Beam



**TLED-U24**  
SPOT BEAM



**TLED-U2**  
FLOOD BEAM

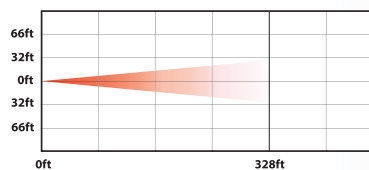
### TECHNICAL SPECIFICATIONS

<b>LED POWER</b>	15 Watts
<b>RAW LUMENS</b>	900 Lumens
<b>EFFECTIVE LUMENS</b>	500 Lumens
<b>DIODES</b>	5 Diodes
<b>OPERATING VOLTAGE</b>	10-30 Volts
<b>CURRENT DRAW</b>	0.83 Amps @ 12 Volts 0.42 Amps @ 24 Volts
<b>COLOR TEMPERATURE</b>	6000 Kelvin
<b>HOUSING MATERIAL</b>	Aluminum Die Cast
<b>BRACKET MATERIAL</b>	Stainless Steel
<b>LENS MATERIAL</b>	Polycarbonate
<b>WATERPROOF RATING</b>	IP67 Rating

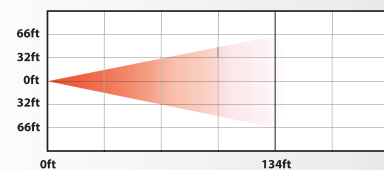
**500**  
EFFECTIVE LUMENS

**UNIVERSAL  
FUNCTION**

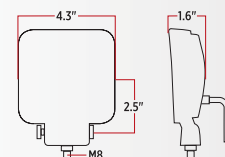

TLED-U24 BEAM PATTERN



TLED-U2 BEAM PATTERN



WIRING CONFIGURATION



## 4.5" HIGH POWERED

**TLED-U5**  
Spot Beam

**TLED-U26**  
Flood Beam



**TLED-U26**  
FLOOD BEAM



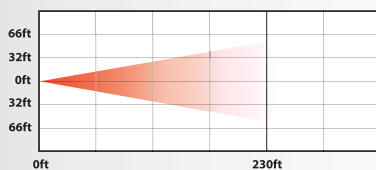
**TLED-U5**  
SPOT BEAM

**900**  
EFFECTIVE LUMENS

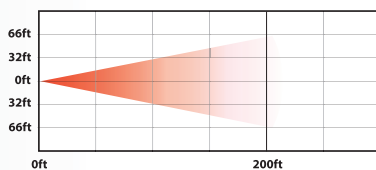
**HIGH**  
POWERED

**UNIVERSAL**  
FUNCTION

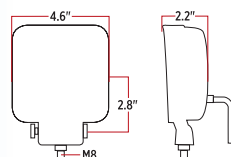

TLED-U5 BEAM PATTERN



TLED-U26 BEAM PATTERN



WIRING CONFIGURATION



### TECHNICAL SPECIFICATIONS

LED POWER	27 Watts
RAW LUMENS	1600 Lumens
EFFECTIVE LUMENS	900 Lumens
DIODES	9 Diodes
OPERATING VOLTAGE	10-30 Volts
CURRENT DRAW	1.45 Amps @ 12 Volts 0.74 Amps @ 24 Volts
COLOR TEMPERATURE	6000 Kelvin
HOUSING MATERIAL	Aluminum Die Cast
BRACKET MATERIAL	Stainless Steel
LENS MATERIAL	Polycarbonate
WATERPROOF RATING	IP67 Rating

# SQUARE

## 4.5" SUPER POWERED

**TLED-U18**  
Spot Beam

**TLED-U27**  
Flood Beam



**TLED-U18**  
SPOT BEAM



**TLED-U27**  
FLOOD BEAM

### TECHNICAL SPECIFICATIONS

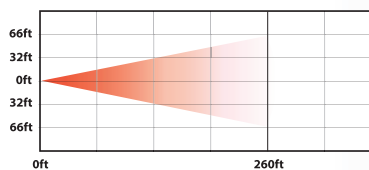
<b>LED POWER</b>	40 Watts
<b>RAW LUMENS</b>	4000 Lumens
<b>EFFECTIVE LUMENS</b>	2400 Lumens
<b>DIODES</b>	4 Diodes
<b>OPERATING VOLTAGE</b>	10-30 Volts
<b>CURRENT DRAW</b>	2.34 Amps @ 12 Volts 1.18 Amps @ 24 Volts
<b>COLOR TEMPERATURE</b>	6000 Kelvin
<b>HOUSING MATERIAL</b>	Aluminum Die Cast
<b>BRACKET MATERIAL</b>	Stainless Steel
<b>LENS MATERIAL</b>	Polycarbonate
<b>WATERPROOF RATING</b>	IP67 Rating

**2400**  
EFFECTIVE LUMENS

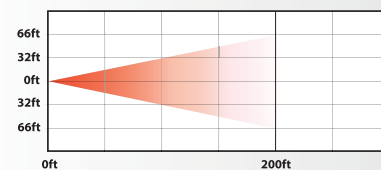
**SUPER**  
**POWERED**

**UNIVERSAL**  
**FUNCTION**

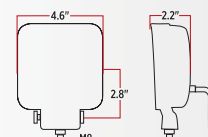

**TLED-U18 BEAM PATTERN**




**TLED-U27 BEAM PATTERN**



**WIRING CONFIGURATION**







## 2" MINI HIGH POWERED

**TRX-135**  
30 Units in a Retail Box

### RETAIL DISPLAY OF TLED-U104

Trux sells TLED-U104 in a Retail Box of 30 Work Lamps that can be displayed on your countertop. Go to Page 75 to find out more!



**TRX-135**  
RETAIL BOX

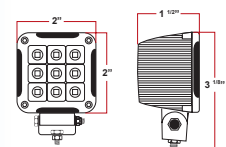

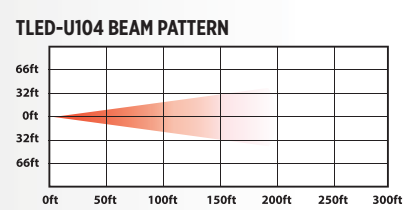


**TRX-135**  
SPOT BEAM

**900**  
EFFECTIVE LUMENS

**MINI**  
SIZE

**UNIVERSAL**  
FUNCTION



### TECHNICAL SPECIFICATIONS

<b>LED POWER</b>	15 Watts
<b>RAW LUMENS</b>	1500 Lumens
<b>EFFECTIVE LUMENS</b>	900 Lumens
<b>DIODES</b>	9 Diodes
<b>OPERATING VOLTAGE</b>	12-24 Volts
<b>CURRENT DRAW</b>	0.87 Amps @ 12 Volts 0.43 Amps @ 24 Volts
<b>COLOR TEMPERATURE</b>	6500 Kelvin
<b>HOUSING MATERIAL</b>	Aluminum Die Cast
<b>BRACKET MATERIAL</b>	Stainless Steel
<b>LENS MATERIAL</b>	Polycarbonate
<b>WATERPROOF RATING</b>	IP67 Rating

# RECTANGLE

## RECTANGULAR

### TLED-U100

Dual Red/White Flood Beam



TLED-U100  
FUNCTION 1



TLED-U100  
FUNCTION 2

### TECHNICAL SPECIFICATIONS

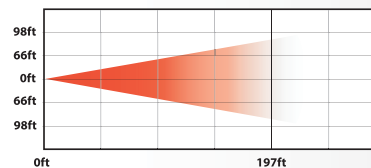
LED POWER	18 Watts
RAW LUMENS	1800 Lumens
EFFECTIVE LUMENS	1320 Lumens
DIODES	18 Diodes
OPERATING VOLTAGE	12-24v
CURRENT DRAW	1.05 Amps @ 12 Volts 0.525 Amps @ 24 Volts
COLOR TEMPERATURE	6000 Kelvin
HOUSING MATERIAL	Aluminum Die Cast
BRACKET MATERIAL	Stainless Steel
LENS MATERIAL	Polycarbonate
WATERPROOF RATING	IP67 Rating
PRODUCT DIMENSIONS	6.3" x 2.2" x 1.8"

**1320**  
EFFECTIVE LUMENS

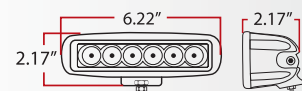

**SUPER  
BRIGHT**

**UNIVERSAL  
FUNCTION**

#### TLED-U100 BEAM PATTERN



#### WIRING CONFIGURATION





## RECTANGULAR

**TLED-U101**  
Dual Amber/White Flood Beam



**TLED-U101**  
FUNCTION 1

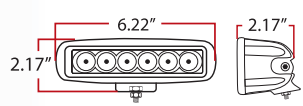
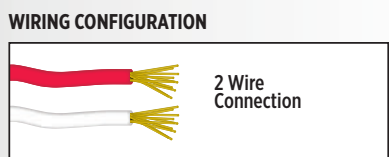
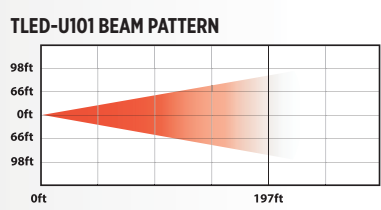


**TLED-U101**  
FUNCTION 2

**1320**  
EFFECTIVE LUMENS

**SUPER BRIGHT**

**UNIVERSAL FUNCTION**



### TECHNICAL SPECIFICATIONS

<b>LED POWER</b>	18 Watts
<b>RAW LUMENS</b>	1800 Lumens
<b>EFFECTIVE LUMENS</b>	1320 Lumens
<b>DIODES</b>	18 Diodes
<b>OPERATING VOLTAGE</b>	12-24v
<b>CURRENT DRAW</b>	1.05 Amps @ 12 Volts 0.525 Amps @ 24 Volts
<b>COLOR TEMPERATURE</b>	6000 Kelvin
<b>HOUSING MATERIAL</b>	Aluminum Die Cast
<b>BRACKET MATERIAL</b>	Stainless Steel
<b>LENS MATERIAL</b>	Polycarbonate
<b>WATERPROOF RATING</b>	IP67 Rating
<b>PRODUCT DIMENSIONS</b>	6.3" x 2.2" x 1.8"

# RECTANGLE

## 2.5" x 4.5" MINI SUPER POWERED

TLED-U10  
Spot Beam



TLED-U10  
SPOT BEAM

**1600**  
EFFECTIVE LUMENS

**SUPER  
POWERED**

**MINI**  
SIZE

**SUPER  
BRIGHT**

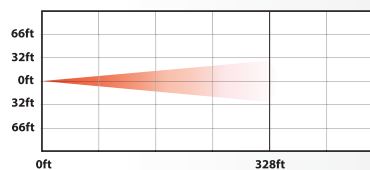
**COST  
EFFECTIVE**

**UNIVERSAL  
FUNCTION**

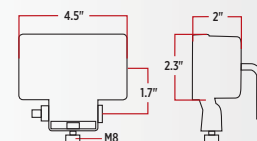

### TECHNICAL SPECIFICATIONS

LED POWER	24 Watts
RAW LUMENS	2400 Lumens
EFFECTIVE LUMENS	1600 Lumens
DIODES	2 Diodes
OPERATING VOLTAGE	10-30 Volts
CURRENT DRAW	1.85 Amps @ 12 Volts 0.95 Amps @ 24 Volts
COLOR TEMPERATURE	6000 Kelvin
HOUSING MATERIAL	Aluminum Die Cast
BRACKET MATERIAL	Stainless Steel
LENS MATERIAL	Polycarbonate
WATERPROOF RATING	IP67 Rating

TLED-U10 BEAM PATTERN



WIRING CONFIGURATION





## 2.5" x 4.5" MINI STANDARD

**TLED-U45**  
Spot Beam

**TLED-U46**  
Flood Beam



**TLED-U45**  
SPOT BEAM

**TLED-U46**  
FLOOD BEAM

**1000**  
EFFECTIVE LUMENS

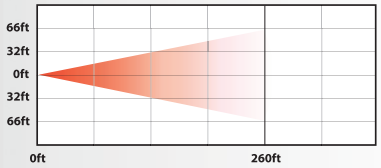
**MINI**  
SIZE

**SUPER BRIGHT**

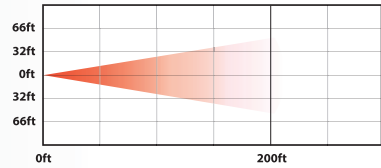
**COST EFFECTIVE**

**UNIVERSAL FUNCTION**

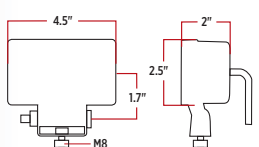
**TLED-U45 BEAM PATTERN**



**TLED-U46 BEAM PATTERN**



**WIRING CONFIGURATION**



### TECHNICAL SPECIFICATIONS

<b>LED POWER</b>	18 Watts
<b>RAW LUMENS</b>	2000 Lumens
<b>EFFECTIVE LUMENS</b>	1000 Lumens
<b>DIODES</b>	6 Diodes
<b>OPERATING VOLTAGE</b>	10-30 Volts
<b>CURRENT DRAW</b>	1.52 Amps @ 12 Volts 0.77 Amps @ 24 Volts
<b>COLOR TEMPERATURE</b>	6000 Kelvin
<b>HOUSING MATERIAL</b>	Aluminum Die Cast
<b>BRACKET MATERIAL</b>	Stainless Steel
<b>LENS MATERIAL</b>	Polycarbonate
<b>WATERPROOF RATING</b>	IP67 Rating

# RECTANGLE

## 4" x 6" HIGH POWERED

**TLED-U21**  
Spot Beam

**TLED-U20**  
Flood Beam



**TLED-U21**  
SPOT BEAM



**TLED-U20**  
FLOOD BEAM

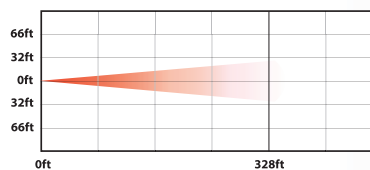
### TECHNICAL SPECIFICATIONS

LED POWER	17.4 Watts
RAW LUMENS	1080 Lumens
EFFECTIVE LUMENS	970 Lumens
DIODES	6 Diodes
OPERATING VOLTAGE	12 Volts
CURRENT DRAW	1.45 Amps @ 12 Volts
COLOR TEMPERATURE	6000 Kelvin
HOUSING MATERIAL	Aluminum Die Cast
BRACKET MATERIAL	Stainless Steel
LENS MATERIAL	Polycarbonate
WATERPROOF RATING	IP67 Rating

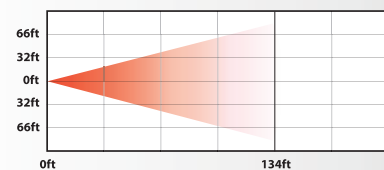
**970**  
EFFECTIVE LUMENS

**UNIVERSAL  
FUNCTION**

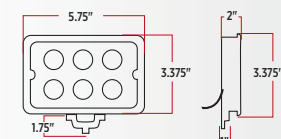
TLED-U21 BEAM PATTERN



TLED-U20 BEAM PATTERN



WIRING CONFIGURATION





## 4" x 6" STANDARD

**TLED-U40**  
Spot Beam

**TLED-U22**  
Flood Beam



**TLED-U40**  
SPOT BEAM



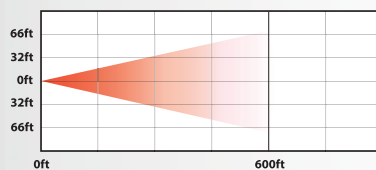
**TLED-U22**  
FLOOD BEAM

**650**  
EFFECTIVE LUMENS

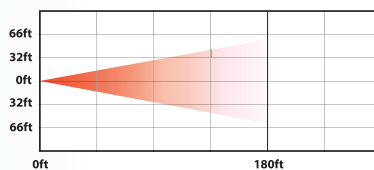
**HIGH**  
POWERED

**UNIVERSAL**  
FUNCTION

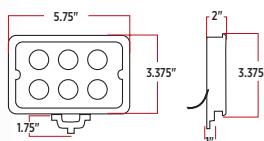

**TLED-U40 BEAM PATTERN**



**TLED-U22 BEAM PATTERN**



**WIRING CONFIGURATION**



### TECHNICAL SPECIFICATIONS

<b>LED POWER</b>	22.2 Watts
<b>RAW LUMENS</b>	660 Lumens
<b>EFFECTIVE LUMENS</b>	650 Lumens
<b>DIODES</b>	6 Diodes
<b>OPERATING VOLTAGE</b>	12 Volts
<b>CURRENT DRAW</b>	1.85 Amps @ 12 Volts
<b>COLOR TEMPERATURE</b>	6000 Kelvin
<b>HOUSING MATERIAL</b>	Aluminum Die Cast
<b>BRACKET MATERIAL</b>	Stainless Steel
<b>LENS MATERIAL</b>	Polycarbonate
<b>WATERPROOF RATING</b>	IP67 Rating

# OVAL

## 6" HIGH POWERED

TLED-U7  
Spot Beam



FRONT

TLED-U7  
SPOT BEAM

### TECHNICAL SPECIFICATIONS

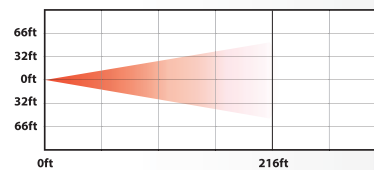
LED POWER	27 Watts
RAW LUMENS	1600 Lumens
EFFECTIVE LUMENS	900 Lumens
DIODES	9 Diodes
OPERATING VOLTAGE	10-30 Volts
CURRENT DRAW	1.52 Amps @ 12 Volts 0.77 Amps @ 24 Volts
COLOR TEMPERATURE	6000 Kelvin
HOUSING MATERIAL	Aluminum Die Cast
BRACKET MATERIAL	Stainless Steel
LENS MATERIAL	Polycarbonate
WATERPROOF RATING	IP67 Rating

**900**  
EFFECTIVE LUMENS

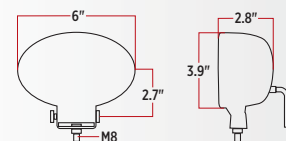

**HIGH**  
POWERED

**UNIVERSAL**  
FUNCTION

#### TLED-U7 BEAM PATTERN



#### WIRING CONFIGURATION







## 6" SUPER POWERED

**TLED-U8**  
Spot Beam



FRONT



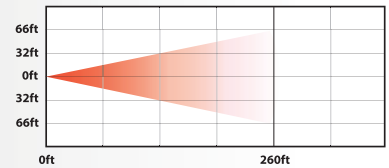
**TLED-U8**  
SPOT BEAM

**2700**  
EFFECTIVE LUMENS

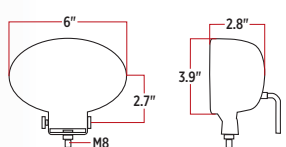
**SUPER POWERED**

**UNIVERSAL FUNCTION**

TLED-U8 BEAM PATTERN



WIRING CONFIGURATION



### TECHNICAL SPECIFICATIONS

<b>LED POWER</b>	30 Watts
<b>RAW LUMENS</b>	3000 Lumens
<b>EFFECTIVE LUMENS</b>	2700 Lumens
<b>DIODES</b>	3 Diodes
<b>OPERATING VOLTAGE</b>	10-30 Volts
<b>CURRENT DRAW</b>	2.24 Amps @ 12 Volts 1.14 Amps @ 24 Volts
<b>COLOR TEMPERATURE</b>	6000 Kelvin
<b>HOUSING MATERIAL</b>	Aluminum Die Cast
<b>BRACKET MATERIAL</b>	Stainless Steel
<b>LENS MATERIAL</b>	Polycarbonate
<b>WATERPROOF RATING</b>	IP67 Rating

# OVAL

## 6" PREMIUM SUPER POWERED

TLED-U9  
Spot Beam

### BUYERS GUIDE

Most Powerful work lamp in the industry at a competitive price!



FRONT

TLED-U9  
SPOT BEAM

### TECHNICAL SPECIFICATIONS

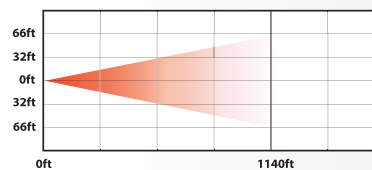
LED POWER	60 Watts
RAW LUMENS	6000 Lumens
EFFECTIVE LUMENS	5400 Lumens
DIODES	6 Diodes
OPERATING VOLTAGE	10-30 Volts
CURRENT DRAW	4.34 Amps @ 12 Volts 2.13 Amps @ 24 Volts
COLOR TEMPERATURE	6000 Kelvin
HOUSING MATERIAL	Aluminum Die Cast
BRACKET MATERIAL	Stainless Steel
LENS MATERIAL	Polycarbonate
WATERPROOF RATING	IP67 Rating

**5400**  
EFFECTIVE LUMENS

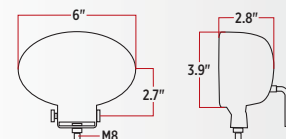

**SUPER**  
**POWERED**

**UNIVERSAL**  
**FUNCTION**

#### TLED-U9 BEAM PATTERN



#### WIRING CONFIGURATION





## 6" PREMIUM SUPER POWERED

TLED-U29  
Flood Beam



FRONT



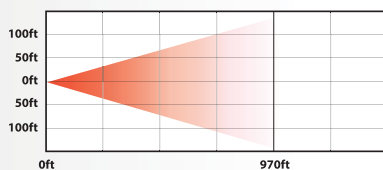
TLED-U29  
FLOOD BEAM

**5400**  
EFFECTIVE LUMENS

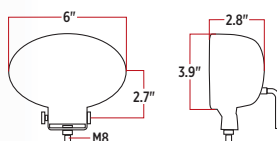

**SUPER  
POWERED**

**UNIVERSAL  
FUNCTION**

TLED-U29 BEAM PATTERN



WIRING CONFIGURATION



### TECHNICAL SPECIFICATIONS

LED POWER	60 Watts
RAW LUMENS	6000 Lumens
EFFECTIVE LUMENS	5400 Lumens
DIODES	6 Diodes
OPERATING VOLTAGE	10-30 Volts
CURRENT DRAW	4.34 Amps @ 12 Volts 2.13 Amps @ 24 Volts
COLOR TEMPERATURE	6000 Kelvin
HOUSING MATERIAL	Aluminum Die Cast
BRACKET MATERIAL	Stainless Steel
LENS MATERIAL	Polycarbonate
WATERPROOF RATING	IP67 Rating

# MOUNTED

## PAR 4411 REPLACEMENT

TLED-U47  
Flood Beam



TLED-U47  
FLOOD BEAM



BACK

### TECHNICAL SPECIFICATIONS

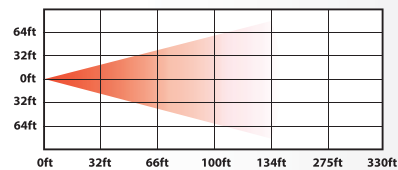
LED POWER	10.2 Watts
RAW LUMENS	660 Lumens
EFFECTIVE LUMENS	650 Lumens
DIODES	6 Diodes
OPERATING VOLTAGE	12 Volts
CURRENT DRAW	0.85 Amps @ 12 Volts
COLOR TEMPERATURE	6000 Kelvin
HOUSING MATERIAL	Aluminum Die Cast
LENS MATERIAL	Polycarbonate
WATERPROOF RATING	IP67 Rating

**650**  
EFFECTIVE LUMENS

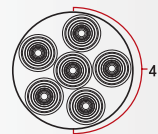
**FITS**  
PAR 4411  
HOUSING

**UNIVERSAL**  
FUNCTION

#### TLED-U47 BEAM PATTERN



#### WIRING CONFIGURATION





## 4" GROMMET MOUNT

TLED-U16  
Flood Beam



BACK

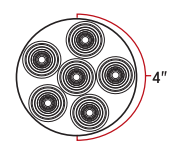

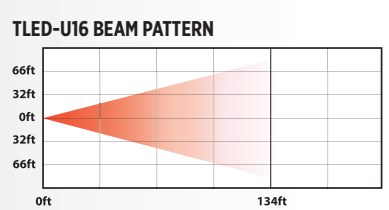


TLED-U16  
FLOOD BEAM

**650**  
EFFECTIVE LUMENS

**GROMMET MOUNT**

**UNIVERSAL FUNCTION**



### TECHNICAL SPECIFICATIONS

LED POWER	10.2 Watts
RAW LUMENS	660 Lumens
EFFECTIVE LUMENS	650 Lumens
DIODES	6 Diodes
OPERATING VOLTAGE	12 Volts
CURRENT DRAW	0.85 Amps @ 12 Volts
COLOR TEMPERATURE	6000 Kelvin
HOUSING MATERIAL	Aluminum Die Cast
LENS MATERIAL	Polycarbonate
WATERPROOF RATING	IP67 Rating


# MOUNTED

## OVAL GROMMET MOUNT

TLED-U17  
Flood Beam



BACK



TLED-U17  
FLOOD BEAM

### TECHNICAL SPECIFICATIONS

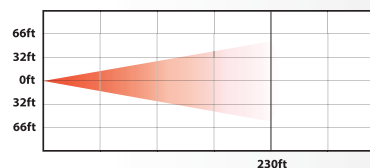
LED POWER	10.2 Watts
RAW LUMENS	660 Lumens
EFFECTIVE LUMENS	650 Lumens
DIODES	6 Diodes
OPERATING VOLTAGE	12 Volts
CURRENT DRAW	0.85 Amps @ 12 Volts
COLOR TEMPERATURE	6000 Kelvin
HOUSING MATERIAL	Aluminum Die Cast
LENS MATERIAL	Polycarbonate
WATERPROOF RATING	IP67 Rating

**650**  
EFFECTIVE LUMENS

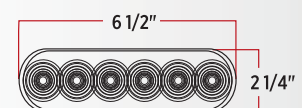

**GROMMET MOUNT**

**UNIVERSAL FUNCTION**

TLED-U17 BEAM PATTERN



WIRING CONFIGURATION






## RETAIL PACKAGING

Sold in Trux's Eye Catching and informative Retail Packaging.



## SURFACE MOUNT

**TLED-U49**  
Spot & Flood Beam



BACK



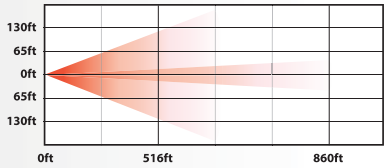
**TLED-U49**  
SPOT & FLOOD BEAM

**1000**  
EFFECTIVE LUMENS

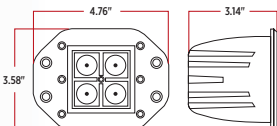
**SURFACE MOUNT**

**UNIVERSAL FUNCTION**

TLED-U49 BEAM PATTERN



WIRING CONFIGURATION



## TECHNICAL SPECIFICATIONS

LED POWER	16 Watts
RAW LUMENS	1600 Lumens
EFFECTIVE LUMENS	1000 Lumens
DIODES	4 Diodes
OPERATING VOLTAGE	10-30 Volts
CURRENT DRAW	0.94 Amps @ 12 Volts 0.47 Amps @ 24 Volts
COLOR TEMPERATURE	6000 Kelvin
HOUSING MATERIAL	Aluminum
LENS MATERIAL	Polycarbonate
WATERPROOF RATING	IP67 Rating

# RETAIL DISPLAYS

Make your showroom more appealing with Trux Accessories' Displays so customers will stay and shop! Trux's Counter Top and Slot Wall Displays are proven to increase sales by offering additional information in an interactive way.

## FEATURES & BENEFITS

- **Plug & Play** in any wall socket
- **Interactive**
- Visually **Appealing**
- **Informative** Technical Data
- **\*Free** with any work lamp order (\*Conditions apply)

## MINI LED WORKLIGHTS

COUNTER TOP RETAIL DISPLAY

**TRX-135**

Box of 30 Units



**PERFECT FOR  
COUNTERTOP  
SALES!**

16" X 11" X 7"  
L X W X H

## RADIANT SERIES LED

COUNTER TOP RETAIL DISPLAY

**TRX-162**

TLED-U103 | TLED-U102



15" X 6" X 8"  
L X W X H





**STELLAR SERIES LED**  
COUNTER TOP RETAIL DISPLAY

**TRX-134**  
TLED-U87 | TLED-U98 | TLED-U94



15" X 6" X 9"  
L X W X H

**STANDARD LED**  
COUNTER TOP RETAIL DISPLAY

**TRX-085**  
TLED-U1 | TLED-U9 | TLED-U5 | TLED-U6



26.5" X 6" X 9"  
L X W X H

**MINI STANDARD LED**  
COUNTER TOP RETAIL DISPLAY

**TRX-081**  
TLED-U33 | TLED-U36 | TLED-U34



15" X 6" X 8"  
L X W X H

# LED SPORT KITS

## LED SPORT LIGHT KIT

**TLED-U62**  
Chrome Interior

**TLED-U63**  
Black Interior

### RETAIL PACKAGING

Sold in Trux's Eye Catching and informative Retail Packaging.



**TLED-U62**  
CHROME INTERIOR

**TLED-U63**  
BLACK INTERIOR

### TECHNICAL SPECIFICATIONS

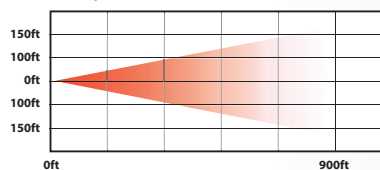
<b>LED POWER</b>	16 Watts
<b>RAW LUMENS</b>	1600 Lumens
<b>EFFECTIVE LUMENS</b>	1120 Lumens
<b>DIODES</b>	4 Diodes
<b>OPERATING VOLTAGE</b>	10-30 Volts
<b>CURRENT DRAW</b>	0.9 Amps @ 12 Volts 0.45 Amps @ 24 Volts
<b>COLOR TEMPERATURE</b>	6000 Kelvin
<b>HOUSING MATERIAL</b>	Aluminum
<b>BRACKET MATERIAL</b>	Stainless Steel
<b>LENS MATERIAL</b>	Polycarbonate
<b>WATERPROOF RATING</b>	IP67 Rating

**1120**  
EFFECTIVE LUMENS

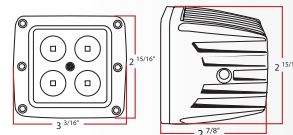
**SOLD**  
IN PAIRS

**SURFACE**  
MOUNT

TLED-U62 / TLED-U63 BEAM PATTERN



WIRE HARNESS INCLUDED





## LED SPORT LIGHT KIT

TLED-U64  
Chrome Interior



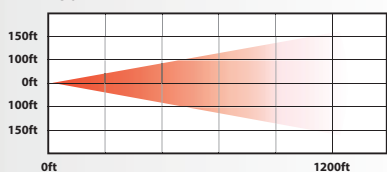
TLED-U64  
CHROME INTERIOR

**1440**  
EFFECTIVE LUMENS

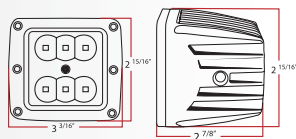
**SOLD**  
IN PAIRS

**SURFACE**  
MOUNT

TLED-U64 BEAM PATTERN



WIRE HARNESS INCLUDED



### TECHNICAL SPECIFICATIONS

LED POWER	24 Watts
RAW LUMENS	2400 Lumens
EFFECTIVE LUMENS	1440 Lumens
DIODES	6 Diodes
OPERATING VOLTAGE	10-30 Volts
CURRENT DRAW	1.4 Amps @ 12 Volts 0.7 Amps @ 24 Volts
COLOR TEMPERATURE	6000 Kelvin
HOUSING MATERIAL	Aluminum
BRACKET MATERIAL	Stainless Steel
LENS MATERIAL	Polycarbonate
WATERPROOF RATING	IP67 Rating

# LED SPORT KIT

## LED SPORT LIGHT KIT

**TLED-U84**  
Spot & Flood Beam  
with Side Markers



### RETAIL PACKAGING

Sold in Trux's Eye Catching and informative Retail Packaging.



PASSENGER SIDE

TLED-U84  
DRIVER SIDE

### TECHNICAL SPECIFICATIONS

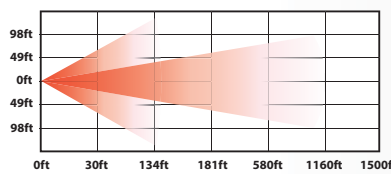
LED POWER	45 Watts
RAW LUMENS	3150 Lumens
EFFECTIVE LUMENS	1890 Lumens
DIODES	9 Diodes
OPERATING VOLTAGE	9-32 Volts
CURRENT DRAW	2.63 Amps @ 12 Volts 1.32 Amps @ 24 Volts
COLOR TEMPERATURE	6000 Kelvin
HOUSING MATERIAL	Aluminum
BRACKET MATERIAL	Stainless Steel
LENS MATERIAL	Polycarbonate
WATERPROOF RATING	IP67 Rating

**1890**  
EFFECTIVE LUMENS

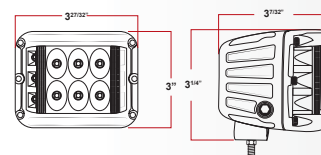
**SOLD**  
IN PAIRS

**SURFACE**  
MOUNT

TLED-U84 BEAM PATTERN



WIRE HARNESS INCLUDED



# LED FLASH LIGHT

LED WORK LAMPS

## FLASHLIGHT

180° MAGNETIC CLIP

TLED-FLA1

Box of 12 Units

CLICKABLE  
ON/OFF SWITCH

140 LUMENS OF  
LED WHITE LIGHT

180° MAGNETIC  
SWIVEL CLIP



WATER RESISTANT  
BLACK & GREY HOUSING

POWERED BY  
3 AAA BATTERIES  
(INCLUDED)



TLED-FLA1X



TLED-FLA1

### RETAIL BOX

TLED-FLA1 is sold in a retail box of 12 LED Flashlights. Perfect for the countertop at the checkout.

### TECHNICAL SPECIFICATIONS

EFFECTIVE LUMENS	140 Lumens
HOUSING COLOR	Black & Grey
BOX DIMENSIONS	4" x 4.25" x 6.5"

**140**  
EFFECTIVE LUMENS

**180°**  
SWIVEL CLIP

**LED**  
STRIP TECHNOLOGY

**POWERED**  
BY 3 AAA BATTERIES

# LED WORK LIGHTS

## WORK LIGHT

RECHARGEABLE

TLED-U92

Spot Beam



SWIVEL HEAD



TLED-U92



### TECHNICAL SPECIFICATIONS

LED POWER	15 Watts
RAW LUMENS	1000 Lumens
EFFECTIVE LUMENS	700 Lumens
DIODES	5 Diodes
OPERATING VOLTAGE	12 Volts
CURRENT DRAW	1.45 Amps @ 12 Volts
COLOR TEMPERATURE	6000 Kelvin
HOUSING MATERIAL	Aluminum Die Cast
BASE MATERIAL	Polycarbonate
LENS MATERIAL	Polycarbonate

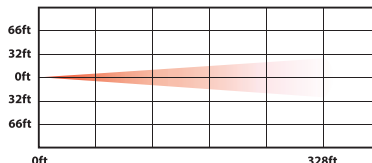
**700**  
EFFECTIVE LUMENS

AC ADAPTER  
& CAR CHARGER  
INCLUDED

RECHARGEABLE  
BATTERY

MAGNETIC  
BASE

TLED-U92 BEAM PATTERN



KIT INCLUDES



CAR ADAPTER

AC ADAPTER



# SINGLE ROW

# LED WORK LAMPS

## DESIGNED TO FIT



CLASS 8 TRUCKS



HEAVY DUTY VEHICLES



SPORT UTILITY VEHICLES



ALL TERRAIN VEHICLES



RECREATIONAL VEHICLES



## RETAIL PACKAGING

Sold in Trux's Eye Catching and informative Retail Packaging.

## FEATURES & BENEFITS


- Spot and or Flood Beam Pattern -
- Cost Effective Epistar LEDs -
- 10-30v Operating Voltage -
- IP67 Waterproof Rating -
- 6000 Kelvin Color Temperature -
- Strong & Durable Polycarbonate Lens -

**SPOT BEAM**

**7 INCH**

**1260 EFFECTIVE LUMENS**


TLED-U36



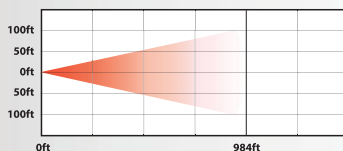
**12 INCH**

**2520 EFFECTIVE LUMENS**

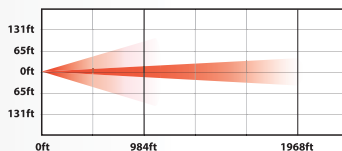
TLED-U50



TLED-U36 BEAM PATTERN



TLED-U50 BEAM PATTERN



## WIRE HARNESS & BRACKETS



## TECHNICAL SPECIFICATIONS

PART NUMBER	TLED-U36	TLED-U50
LED POWER	18 Watts	36 Watts
EFFECTIVE LUMENS	1260 Lumens	2520 Lumens
DIODES	6 Diodes	12 Diodes
OPERATION VOLTAGE	9-32 Volts	10-30 Volts
CURRENT DRAW	1.05 Amps @ 12 Volts 0.52 Amps @ 24 Volts	2.1 Amps @ 12 Volts 1.05 Amps @ 24 Volts
PRODUCT DIMENSIONS	6.875" x 2" x 2.125"	12" x 1.77" x 2.18"

# DOUBLE ROW

## DESIGNED TO FIT



CLASS 8 TRUCKS



HEAVY DUTY VEHICLES



SPORT UTILITY VEHICLES



ALL TERRAIN VEHICLES



RECREATIONAL VEHICLES

TRUX's brand new line of LED Light Bars are anything but common. Anybody can buy any boring light bar, from just about anywhere. But if you're looking for anything but ordinary, then you should check out TRUX's new LED Light Bar series.

TRUX's rugged Light Bars offer superior visibility and durable performance for any heavy-duty truck, pick up, off-road and work equipment vehicle. All LED Light Bars come with wire harness switches, relays and mounting brackets in one box, for a complete and easy installation.

## FEATURES & BENEFITS

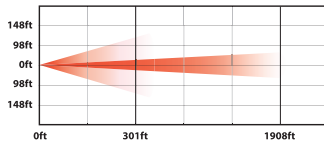
- Spot & Flood Beam Pattern
- Cost Effective Epistar LEDs
- 10-30v Operating Voltage
- IP67 Waterproof Rating
- 6000 Kelvin Color Temperature
- Strong & Durable Polycarbonate Lens



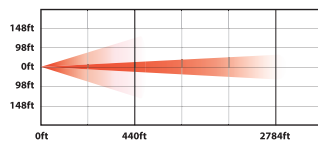
## TECHNICAL SPECIFICATIONS

PART NUMBER	TLED-U65	TLED-U66	TLED-U67	TLED-U68	TLED-U69
LED POWER	48 Watts	80 Watts	120 Watts	160 Watts	192 Watts
RAW LUMENS	7200 Lumens	12000 Lumens	18000 Lumens	24000 Lumens	28800 Lumens
EFFECTIVE LUMENS	2880 Lumens	4800 Lumens	7600 Lumens	9600 Lumens	11520 Lumens
DIODES	24 Diodes	40 Diodes	60 Diodes	80 Diodes	96 Diodes
CURRENT DRAW	4 Amps @ 12 Volts 2 Amps @ 24 Volts	6.67 Amps @ 12 Volts 3.33 Amps @ 24 Volts	10 Amps @ 12 Volts 5 Amps @ 24 Volts	13.33 Amps @ 12 Volts 6.67 Amps @ 24 Volts	16 Amps @ 12 Volts 8 Amps @ 24 Volts
PRODUCT DIMENSIONS	16.5" x 3.5" x 4.5"	24.63" x 3.5" x 4.5"	34.5" x 3.5" x 4.5"	44.5" x 3.5" x 4.5"	52.63" x 3.5" x 4.5"

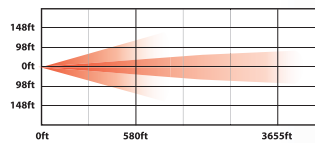
TLED-U65 BEAM PATTERN



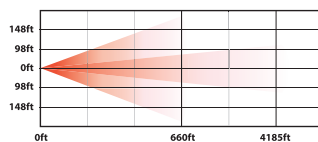
TLED-U66 BEAM PATTERN



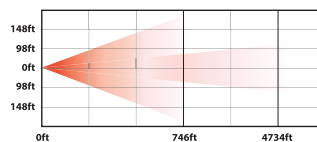
TLED-U67 BEAM PATTERN



TLED-U68 BEAM PATTERN



TLED-U69 BEAM PATTERN



WIRE HARNESS & BRACKETS INCLUDED





# LED LIGHT BARS



**RETAIL PACKAGING**  
Sold in Trux's Eye Catching Retail Packaging.

**14**  
INCH

**2880**  
EFFECTIVE LUMENS



TLED-U65

**22**  
INCH

**4800**  
EFFECTIVE LUMENS



TLED-U66

**32**  
INCH

**7600**  
EFFECTIVE LUMENS



TLED-U67

**42**  
INCH

**9600**  
EFFECTIVE LUMENS



TLED-U68

**50**  
INCH

**11520**  
EFFECTIVE LUMENS



TLED-U69

# HALO

## DESIGNED TO FIT



CLASS 8 TRUCKS

HEAVY DUTY VEHICLES

SPORT UTILITY VEHICLES

ALL TERRAIN VEHICLES


RECREATIONAL VEHICLES

Take your Off-Road Adventure to a new level with TRUX's HALO Light Bars. These unique models have two Functions; Only HALOs (not over-powering), and the second being HALOs and powerful LEDs together on.

The first function with only HALOs, will allow additional visibility without blinding any offroaders on the trails.

## FEATURES & BENEFITS

- Halo Accent
- Spot Beam Pattern
- 10-30v Operating Voltage
- Powerful Cree LEDs
- IP67 Waterproof (down to 30m)
- 6000 Kelvin Color Temperature



FUNCTION 1  
HALOs

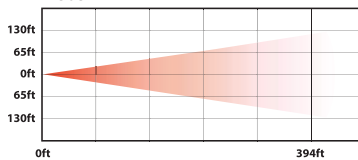
FUNCTION 2  
HALOs & LEDs



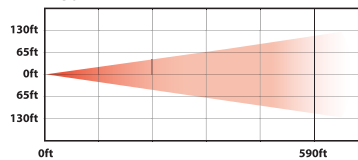
## TECHNICAL SPECIFICATIONS

PART NUMBER	TLED-U53	TLED-U54	TLED-U56	TLED-U58
LED POWER	40 Watts	80 Watts	160 Watts	240 Watts
RAW LUMENS	4000 Lumens	8000 Lumens	16000 Lumens	24000 Lumens
EFFECTIVE LUMENS	2400 Lumens	4800 Lumens	9600 Lumens	14400 Lumens
DIODES	4 Diodes	8 Diodes	16 Diodes	24 Diodes
CURRENT DRAW	2.3 Amps @ 12 Volts 1.7 Amps @ 24 Volts	4.67 Amps @ 12 Volts 2.33 Amps @ 24 Volts	9 Amps @ 12 Volts 5 Amps @ 24 Volts	14 Amps @ 12 Volts 7 Amps @ 24 Volts
PRODUCT DIMENSIONS	11.125" x 3.78" x 4.28"	18.75" x 3.78" x 4.28"	33.84" x 3.78" x 4.28"	49.84" x 3.78" x 4.28"

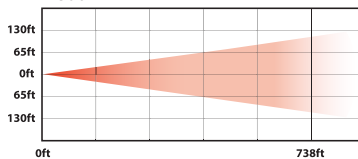
TLED-U53 BEAM PATTERN



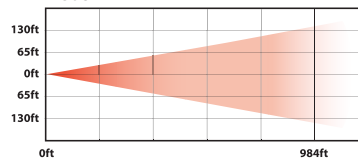
TLED-U54 BEAM PATTERN



TLED-U56 BEAM PATTERN



TLED-U58 BEAM PATTERN



### WIRE HARNESS & BRACKETS INCLUDED



# LED LIGHT BARS



**RETAIL PACKAGING**  
Sold in Trux's Eye Catching Retail Packaging.

**8.5**  
INCH

**2400**  
EFFECTIVE LUMENS

TLED-U53



**16**  
INCH

**4800**  
EFFECTIVE LUMENS

TLED-U54



**32**  
INCH

**9600**  
EFFECTIVE LUMENS

TLED-U56



**46**  
INCH

**14400**  
EFFECTIVE LUMENS

TLED-U58



# WITH LED COVER

## DESIGNED TO FIT



CLASS 8 TRUCKS



HEAVY DUTY VEHICLES



SPORT UTILITY VEHICLES



ALL TERRAIN VEHICLES



RECREATIONAL VEHICLES

Trux Accessories' LED light bar with integrated and embedded LED inside cover is the solution to eliminating light bar covers that get damaged or lost when storing. Due to D.O.T regulations, light bars need to be concealed. Their use is illegal in urban areas, as they can be distracting, and too powerful to be used on highways and city roads. Trux's intelligent design and locking pins overcomes these issues and makes opening and closing the cover quick and easy.

## FEATURES & BENEFITS

- Spot & Flood Beam Pattern
- Integrated **Locking Pin Cover**
- **10-30v** Operating Voltage
- **IP67** Waterproof Rating
- Adjustable **Heavy Duty** Mounting Brackets
- **Strong & Durable** Polycarbonate Lens
- **Powerful Cree LEDs**
- Up to **15,000 Hour** Lifespan
- **6000 Kelvin** Color Temperature

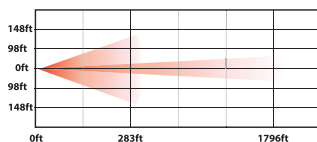
**SPOT & FLOOD COMBO**

**AMBIENT LED COVER**

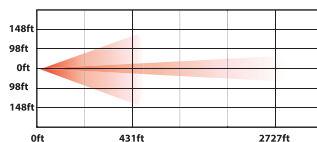
## TECHNICAL SPECIFICATIONS

PART NUMBER	TLED-U85	TLED-U80	TLED-U81	TLED-U82	TLED-U83
LED POWER	72 Watts	120 Watts	180 Watts	240 Watts	300 Watts
RAW LUMENS	7200 Lumens	12000 Lumens	18000 Lumens	24000 Lumens	30000 Lumens
EFFECTIVE LUMENS	5040 Lumens	8400 Lumens	12600 Lumens	16800 Lumens	21000 Lumens
DIODES	24 Diodes	40 Diodes	60 Diodes	80 Diodes	100 Diodes
LED COVER DIODES	63 Diodes	108 Diodes	162 Diodes	216 Diodes	270 Diodes
CURRENT DRAW	4.2 Amps @ 12 Volts 2.1 Amps @ 24 Volts	8.2 Amps @ 12 Volts 4.1 Amps @ 24 Volts	13 Amps @ 12 Volts 6.8 Amps @ 24 Volts	17 Amps @ 12 Volts 9 Amps @ 24 Volts	17.5 Amps @ 12 Volts 8.75 Amps @ 24 Volts
PRODUCT DIMENSIONS	17.38" x 3.5" x 4.5"	24.63" x 3.5" x 4.5"	34.5" x 3.5" x 4.5"	44.5" x 3.5" x 4.5"	52.63" x 3.5" x 4.5"

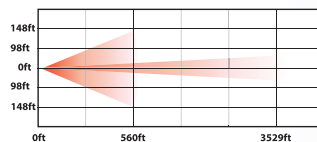
TLED-U85 BEAM PATTERN



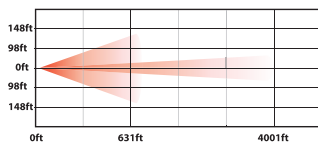
TLED-U80 BEAM PATTERN



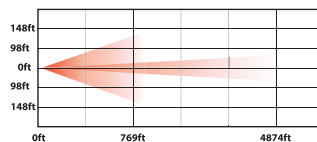
TLED-U81 BEAM PATTERN




TLED-U82 BEAM PATTERN



TLED-U83 BEAM PATTERN



WIRE HARNESS & BRACKETS INCLUDED



# LED LIGHT BARS



**RETAIL PACKAGING**  
Sold in Trux's Eye Catching Retail Packaging.

TLED-U85

**15**  
INCH

**5040**  
EFFECTIVE LUMENS



TLED-U80

**22**  
INCH

**8400**  
EFFECTIVE LUMENS



TLED-U81

**32**  
INCH

**12600**  
EFFECTIVE LUMENS



TLED-U82

**42**  
INCH

**16800**  
EFFECTIVE LUMENS



TLED-U83

**50**  
INCH

**21000**  
EFFECTIVE LUMENS



# WITH COVER

## DESIGNED TO FIT



CLASS 8 TRUCKS



HEAVY DUTY VEHICLES



SPORT UTILITY VEHICLES



ALL TERRAIN VEHICLES



RECREATIONAL VEHICLES

Trux Accessories' LED light bar with integrated cover is the solution to eliminating light bar covers that get damaged or lost when storing. Due to D.O.T regulations, light bars need to be concealed. Their use is illegal in urban areas, as they can be distracting, and too powerful to be used on highways and city roads. Trux's intelligent design and locking pins overcomes these issues and makes opening and closing the cover quick and easy.

## FEATURES & BENEFITS

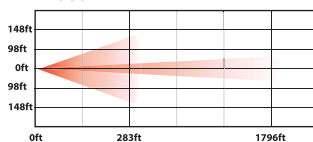
- Spot & Flood Beam Pattern
- Integrated Locking Pin Cover
- 10-30v Operating Voltage
- IP67 Waterproof Rating
- Adjustable Heavy Duty Mounting Brackets
- Strong & Durable Polycarbonate Lens
- Powerful Cree LEDs
- Up to 15,000 Hour Lifespan
- 6000 Kelvin Color Temperature



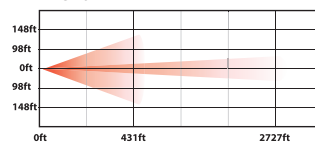
## TECHNICAL SPECIFICATIONS

PART NUMBER	TLED-U86	TLED-U76	TLED-U77	TLED-U78	TLED-U79
LED POWER	72 Watts	120 Watts	180 Watts	240 Watts	300 Watts
RAW LUMENS	7200 Lumens	12000 Lumens	18000 Lumens	24000 Lumens	30000 Lumens
EFFECTIVE LUMENS	5040 Lumens	8400 Lumens	12600 Lumens	16800 Lumens	21000 Lumens
DIODES	24 Diodes	40 Diodes	60 Diodes	80 Diodes	100 Diodes
CURRENT DRAW	4.2 Amps @ 12 Volts 2.1 Amps @ 24 Volts	8.2 Amps @ 12 Volts 4.1 Amps @ 24 Volts	13 Amps @ 12 Volts 6.8 Amps @ 24 Volts	17 Amps @ 12 Volts 8.75 Amps @ 24 Volts	17.5 Amps @ 12 Volts 9 Amps @ 24 Volts
PRODUCT DIMENSIONS	17.38" x 3.5" x 4.5"	24.63" x 3.5" x 4.5"	34.5" x 3.5" x 4.5"	44.5" x 3.5" x 4.5"	52.63" x 3.5" x 4.5"

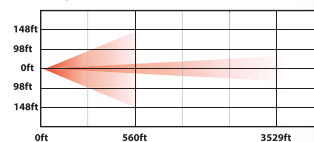
TLED-U86 BEAM PATTERN



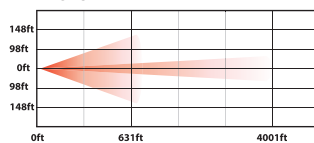
TLED-U76 BEAM PATTERN



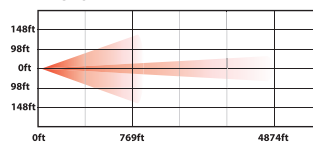
TLED-U77 BEAM PATTERN




TLED-U78 BEAM PATTERN



TLED-U79 BEAM PATTERN



### WIRE HARNESS & BRACKETS INCLUDED



# LED LIGHT BARS



TLED-U86



**RETAIL PACKAGING**  
Sold in Trux's Eye Catching Retail Packaging.

**15**  
INCH

**5040**  
EFFECTIVE LUMENS



TLED-U76

**22**  
INCH

**8400**  
EFFECTIVE LUMENS



TLED-U77

**32**  
INCH

**12600**  
EFFECTIVE LUMENS



TLED-U78

**42**  
INCH

**16800**  
EFFECTIVE LUMENS



TLED-U79

**50**  
INCH

**21000**  
EFFECTIVE LUMENS



# MULTI COLOR

## DESIGNED TO FIT



CLASS 8  
TRUCKS



HEAVY DUTY  
VEHICLES



SPORT UTILITY  
VEHICLES



ALL TERRAIN  
VEHICLES



RECREATIONAL  
VEHICLES

Be the life of the party with TRUX's Multicolor Light Bars. The beauty of these light bars is the huge variety of colors and lighting effects that can be controlled from a Bluetooth app that can be easily downloaded to your smartphone (Android or Apple).

So enjoy off-roading with a white clean powerful light and then hit that party with your own colorful light show. With these multicolor LED Light Bars, you're guaranteed to be a #1 hit!

## FEATURES & BENEFITS

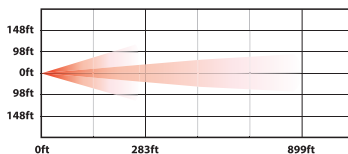
- Spot & Flood Beam Pattern
- 10-30v Operating Voltage
- IP67 Waterproof Rating
- Adjustable Heavy Duty Mounting Brackets
- Strong & Durable Polycarbonate Lens
- Powerful Cree LEDs
- Up to 15,000 Hour Lifespan
- Music & Sound Synchronization
- Bluetooth Color Control
- Bracket fabricated with Aluminum

**SPOT  
& FLOOD  
COMBO**

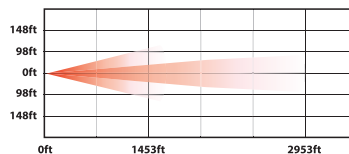
**3 YEAR  
WARRANTY**

PART NUMBER	TLED-U99	TLED-U59	TLED-U60	TLED-U48
LED POWER	72 Watts	120 Watts	180 Watts	300 Watts
RAW LUMENS	7000 Lumens	12000 Lumens	18000 Lumens	30000 Lumens
EFFECTIVE LUMENS	4320 Lumens	7200 Lumens	10800 Lumens	18000 Lumens
DIODES	24 Diodes	40 Diodes	60 Diodes	100 Diodes
CURRENT DRAW	4.2 Amps @ 12 Volts 2.1 Amps @ 24 Volts	8.2 Amps @ 12 Volts 4.1 Amps @ 24 Volts	10.5 Amps @ 12 Volts 5.25 Amps @ 24 Volts	17.5 Amps @ 12 Volts 8.75 Amps @ 24 Volts
PRODUCT DIMENSIONS	16.25" x 3.5" x 4.5"	24.63" x 3.5" x 4.5"	34.63" x 3.5" x 4.5"	54.5" x 3.5" x 4.5"

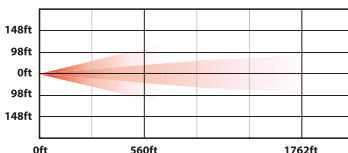
TLED-U99 BEAM PATTERN



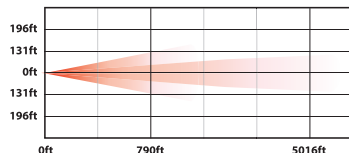
TLED-U59 BEAM PATTERN



TLED-U60 BEAM PATTERN



TLED-U48 BEAM PATTERN



### WIRE HARNESS & BRACKETS INCLUDED







**RETAIL PACKAGING**  
Sold in Trux's Eye Catching Retail Packaging.

**14**  
INCH

**4320**  
EFFECTIVE LUMENS



TLED-U99

**22**  
INCH

**7200**  
EFFECTIVE LUMENS



TLED-U59

**32**  
INCH

**10800**  
EFFECTIVE LUMENS



TLED-U60

**52**  
INCH

**18000**  
EFFECTIVE LUMENS




TLED-U48

**CONTROL THE LIGHT BAR WITH YOUR SMARTPHONE**



# RED TO WHITE



**MORE BRIGHTNESS**

==

**SAFER CONDITIONS**

**STANDARD CONFIGURATION**  
2 x BACK UP LEDs

REVERSING

**TRUX CONFIGURATION**  
4 x DUAL REVOLUTION LEDs

REVERSING

With TRUX's 4x40 offering twice as much white light, truck drivers will be able to avoid any dangers that could arise when reversing.  
**Making YOU feel safer while reversing in low visibility conditions!**

Built with TRUX's Innovative Dual Revolution technology, the industry's first D.O.T. Compliant light with a double function of Red Stop, Turn & Tail AND White Back-up, is here!

Dual Revolution improves back-up safety in limited visibility and delivers double the brightness compared to any standard LED light. All of the lights' diodes simultaneously change from striking red to brilliant white.

This powerful multi-function LED is AVAILABLE without sacrificing the look of your truck by adding unnecessary accessories. Keep the back of your truck uniform and in style while enhancing functionality with Trux's Dual Revolution LEDs. Giving you the confidence to back-up in any light condition.

## FEATURES & BENEFITS

- 2 Functions in 1 light
- Revolutionary Technology
- Easy Installation
- Greater visibility with **WHITE BACK UP** Function
- Grommet & Flange Mount Models



## INSTALLATION

To plug the primary stop, turn and tail function, use a standard 3 prong pigtail, 2 prong pigtail or female wire harness (depending on LED model). An extra male bullet plug is provided for the WHITE BACK UP function.

Some models have 3 wires (Red, White & Black) for the RED STOP, TURN & TAIL Function. An extra yellow wire is provided for the WHITE BACK UP Function.

## AVAILABLE ACCESSORIES

(TLED-4X40 | TLED-4X40T | TLED-4X40G | TLED-4X40F)

ACCESSORY OPTIONS	PART NUMBER(s)
GROMMETS (PAGE 199)	TGRO-4R, TGRO-4RC
WIRE HARNESS (PAGE 201-204)	B Series, S Series, TPIG-3W
BEZELS (PAGE 195-196)	TBEZ-4CH, TBEZ-4CH2, TBEZ-4CH3, TBEZ-4CH4, TBEZ-4CH5



## RETAIL DISPLAY OF TLED-4X40!!

Trux also sells the 4x40's in a Retail Box of 48 LEDs that can be displayed on your counter top. Go to page 89 to find our more!!



## 4" GROMMET

RED STOP TURN & TAIL TO  
WHITE BACK UP

**TLED-4X40**  
with 3 Prong Adapter

**TLED-4X40T**  
with Super Seal Adapter

**TLED-4X40G**  
with Lock Connector Adapter



**TLED-4X40**  
OFF


**FUNCTION 2**  
WHITE BACK UP

**FUNCTION 1**  
RED STOP, TURN & TAIL

CASE QTY: 100 PCS  
INNER BOX QTY: 20 PCS




**3 PRONG**  
BULLET PLUG



**SUPER SEAL**  
ADAPTER



**LOCK CONNECTOR**  
ADAPTER



### TECHNICAL SPECIFICATIONS

<b>DIODES</b>	19 Diodes
<b>FUNCTION 1</b>	Stop, Turn & Tail
<b>FUNCTION 2</b>	Back Up

<b>CURRENT DRAW FUNCTION 1</b>	270 mA
<b>CURRENT DRAW FUNCTION 2</b>	220 mA

## 4" FLANGE MOUNT

RED STOP TURN & TAIL TO  
WHITE BACK UP

**TLED-4X40F**  
Red to White

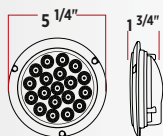


**TLED-4X40F**  
OFF


**FUNCTION 2**  
WHITE BACK UP

**FUNCTION 1**  
RED STOP, TURN & TAIL

CASE QTY: 50 PCS  
INNER BOX QTY: 10 PCS



**4 BULLET**  
PLUGS



### TECHNICAL SPECIFICATIONS

<b>DIODES</b>	19 Diodes
<b>FUNCTION 1</b>	Stop, Turn & Tail
<b>FUNCTION 2</b>	Back Up

<b>CURRENT DRAW FUNCTION 1</b>	280 mA
<b>CURRENT DRAW FUNCTION 2</b>	208 mA

# RED TO WHITE

## OVAL GROMMET

### TLED-OX60R

Red Stop, Turn & Tail to White Back Up

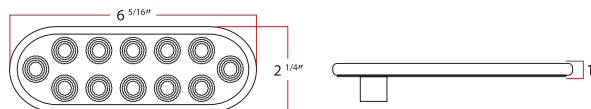


TLED-OX60R  
OFF

FUNCTION 1  
RED STOP, TURN & TAIL

FUNCTION 2  
WHITE BACK UP


CASE QTY: 100 PCS  
INNER BOX QTY: 20 PCS



### TECHNICAL SPECIFICATIONS

DIODES	12 Diodes
FUNCTION 1	Stop, Turn & Tail
FUNCTION 2	Back Up
CURRENT DRAW FUNCTION 1	145 mA
CURRENT DRAW FUNCTION 2	132 mA

3 PRONG  
BULLET PLUG



ACCESSORY OPTIONS	PART NUMBER(s)
GROMMETS (PAGE 200)	TGRO-OBR, TGRO-OBRC
WIRE HARNESS (PAGE 201-204)	B Series, S Series, TPIG-3W
BEZELS (PAGE 197)	TBEZ-OBCH2, TBEZ-OBCH3, TBEZ-OBCH4, TBEZ-OBCH5

## RECTANGULAR

### TLED-2X6RW

Red Marker to White Auxiliary

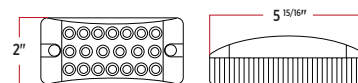


TLED-2X6RW  
OFF

FUNCTION 1  
RED MARKER

FUNCTION 2  
WHITE AUXILIARY


CASE QTY: 100 PCS  
INNER BOX QTY: 20 PCS



### TECHNICAL SPECIFICATIONS

DIODES	10 Diodes
FUNCTION 1	Marker
FUNCTION 2	Auxiliary
CURRENT DRAW FUNCTION 1	150 mA
CURRENT DRAW FUNCTION 2	130 mA

3 BULLET  
PLUGS



ACCESSORY OPTIONS	PART NUMBER(s)
WIRE HARNESS (PAGE 201-202)	T Series, S Series



## 2" STANDARD

**TLED-2XRW**  
Red Marker to  
White Auxiliary

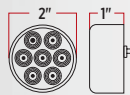


**TLED-2XRW**  
OFF

**FUNCTION 1**  
RED MARKER

**FUNCTION 2**  
WHITE AUXILIARY

CASE QTY: 100 PCS  
INNER BOX QTY: 20 PCS



### TECHNICAL SPECIFICATIONS

ACCESSORY OPTIONS	PART NUMBER(s)
GROMMETS (PAGE 199)	TGRO-2R, TGRO-2RC
WIRE HARNESS (PAGE 201-204)	B Series, S Series, TPIG-2W
BEZELS (PAGE 195-196)	TBEZ-2CH, TBEZ-2CH2, TBEZ-2CH3, TBEZ-2CH4, TBEZ-2CH5



DIODES	7 Diodes
FUNCTION 1	Marker
FUNCTION 2	Auxiliary
CURRENT DRAW FUNCTION 1	67 mA
CURRENT DRAW FUNCTION 2	63 mA

## 2.5" STANDARD

**TLED-2HXRW**  
Red Marker to  
White Auxiliary

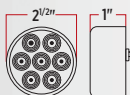


**TLED-2HXRW**  
OFF

**FUNCTION 1**  
RED MARKER

**FUNCTION 2**  
WHITE AUXILIARY

CASE QTY: 200 PCS  
INNER BOX QTY: 20 PCS



### TECHNICAL SPECIFICATIONS

ACCESSORY OPTIONS	PART NUMBER(s)
GROMMETS (PAGE 199)	TGRO-2HR, TGRO-2HRO
WIRE HARNESS (PAGE 201-204)	B Series, S Series, TPIG-2W
BEZELS (PAGE 195-196)	TBEZ-2HCH, TBEZ-2HCH2, TBEZ-2HCH3, TBEZ-2HCH4, TBEZ-2HCH5




DIODES	7 Diodes
FUNCTION 1	Marker
FUNCTION 2	Auxiliary
CURRENT DRAW FUNCTION 1	110 mA
CURRENT DRAW FUNCTION 2	90 mA

# RED TO WHITE

## 3/4" ROUND

### TLED-BX40

Red Stop, Turn & Tail to White Back Up



TLED-BX40  
OFF

FUNCTION 1  
RED STOP, TURN & TAIL

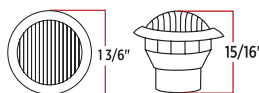

FUNCTION 2  
WHITE BACK UP

CASE QTY: 100 PCS  
INNER BOX QTY: 20 PCS

### TECHNICAL SPECIFICATIONS

DIODES	2 Diodes
FUNCTION 1	Stop, Turn & Tail
FUNCTION 2	Back Up
CURRENT DRAW FUNCTION 1	30 mA
CURRENT DRAW FUNCTION 2	28 mA

#### 4 BULLET PLUGS




### CHROME BEZEL INCLUDED

All 3/4" Round and Oval LEDs are sold with a Chrome Bezel and Round Grommet except for Twist on 3/4" Round LEDs which have two Gaskets.

## 3/4" ROUND

### TLED-BX3RW

Red Marker to White Auxiliary



TLED-BX3RW  
OFF

FUNCTION 1  
RED MARKER

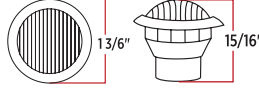

FUNCTION 2  
WHITE AUXILIARY

CASE QTY: 100 PCS  
INNER BOX QTY: 20 PCS

### TECHNICAL SPECIFICATIONS

DIODES	2 Diodes
FUNCTION 1	Marker
FUNCTION 2	Auxiliary
CURRENT DRAW FUNCTION 1	30 mA
CURRENT DRAW FUNCTION 2	30 mA

#### 3 BULLET PLUGS





## DUAL REVOLUTION LED LIGHT SERIES



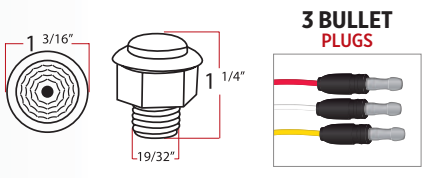
### TWIST ON 3/4" ROUND



**TLED-BX1RW**  
Red Marker to White Auxiliary


CASE QTY: 100 PCS  
INNER BOX QTY: 20 PCS

#### TECHNICAL SPECIFICATIONS



DIODES	1 Diode
FUNCTION 1	Marker
FUNCTION 2	Auxiliary
CURRENT DRAW FUNCTION 1	30 mA
CURRENT DRAW FUNCTION 2	30 mA

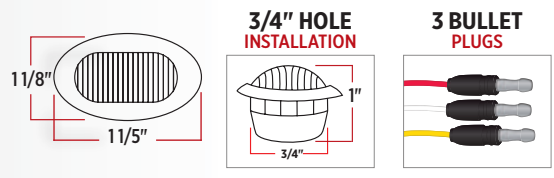
### 3/4" OVAL



**TLED-BX4RW**  
Red Marker to White Auxiliary

CASE QTY: 100 PCS  
INNER BOX QTY: 20 PCS

#### TECHNICAL SPECIFICATIONS



DIODES	2 Diodes
FUNCTION 1	Marker
FUNCTION 2	Auxiliary
CURRENT DRAW FUNCTION 1	30 mA
CURRENT DRAW FUNCTION 2	28 mA

#### AVAILABLE ACCESSORIES

(TLED-BX40 | TLED-BX3RW | TLED-BX1RW | TLED-BX4RW)

ACCESSORY OPTIONS	PART NUMBER(S)
WIRE HARNESS (PAGE 201-202)	T Series, S Series

# RED TO WHITE

## GENERATION 2

### TLED-G2XRW

Red Marker to  
White Auxiliary



TLED-G2XRW  
OFF

FUNCTION 1  
RED MARKER

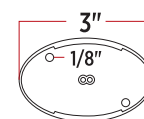
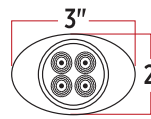
FUNCTION 2  
WHITE AUXILIARY

CASE QTY: 100 PCS  
INNER BOX QTY: 20 PCS

### TECHNICAL SPECIFICATIONS

DIODES	4 Diodes	CURRENT DRAW FUNCTION 1	60 mA
FUNCTION 1	Marker	CURRENT DRAW FUNCTION 2	63 mA
FUNCTION 2	Auxiliary		

3 BULLET  
PLUGS







## 6" SLIM

**TLED-FX76**  
Red Stop, Turn & Tail to  
White Auxiliary

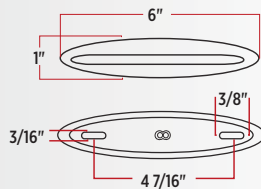


**TLED-FX76**  
OFF


**FUNCTION 2**  
WHITE AUXILIARY

**FUNCTION 1**  
RED MARKER

CASE QTY: 100 PCS  
INNER BOX QTY: 20 PCS



**3 BULLET PLUGS & TERMINAL**



### TECHNICAL SPECIFICATIONS

<b>DIODES</b>	9 Diodes
<b>FUNCTION 1</b>	Stop, Turn & Tail
<b>FUNCTION 2</b>	Auxiliary

<b>CURRENT DRAW FUNCTION 1</b>	50 mA
<b>CURRENT DRAW FUNCTION 2</b>	70 mA

## 17" SLIM

**TLED-FX78**  
Red Stop, Turn & Tail to  
White Auxiliary

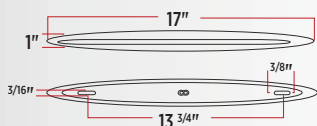


**TLED-FX78**  
OFF

**FUNCTION 2**  
WHITE AUXILIARY

**FUNCTION 1**  
RED MARKER

CASE QTY: 100 PCS  
INNER BOX QTY: 20 PCS



**ELECTRICAL WIRING**



### TECHNICAL SPECIFICATIONS

<b>DIODES</b>	24 Diodes
<b>FUNCTION 1</b>	Stop, Turn & Tail
<b>FUNCTION 2</b>	Auxiliary

<b>CURRENT DRAW FUNCTION 1</b>	150 mA
<b>CURRENT DRAW FUNCTION 2</b>	170 mA

**AVAILABLE ACCESSORIES**  
(TLED-G2XRW | TLED-FX76 | TLED-FX78)

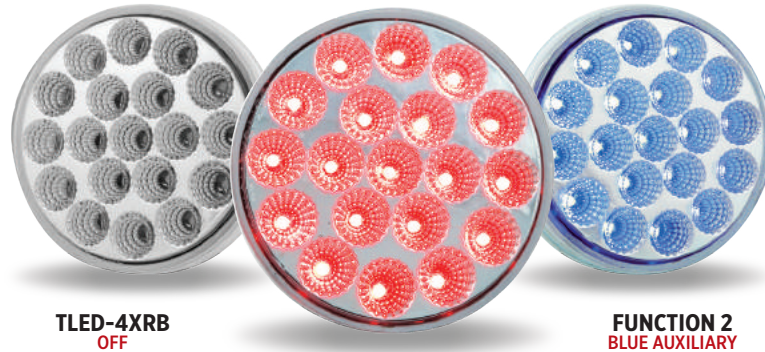
ACCESSORY OPTIONS	PART NUMBER(S)
WIRE HARNESS (PAGE 202)	T Series

# D.O.T. TO BLUE

## 4" GROMMET

### TLED-4XRB

Red Stop, Turn & Tail to Blue Auxiliary



TLED-4XRB  
OFF

FUNCTION 1  
RED STOP, TURN & TAIL

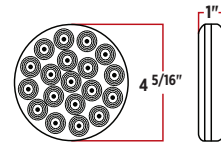

FUNCTION 2  
BLUE AUXILIARY

CASE QTY: 100 PCS  
INNER BOX QTY: 20 PCS

### TECHNICAL SPECIFICATIONS

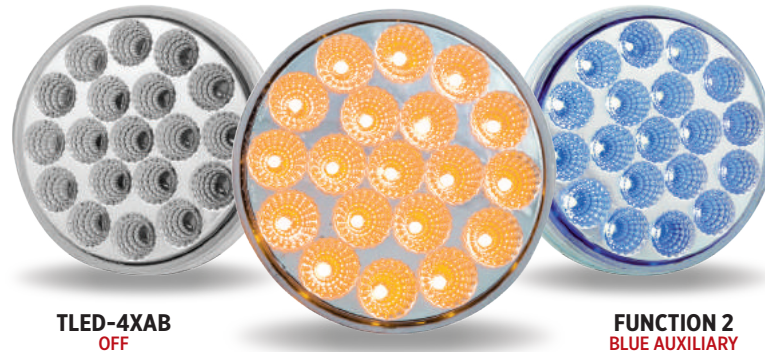
<b>DIODES</b>	19 Diodes
<b>FUNCTION 1</b>	Stop, Turn & Tail
<b>FUNCTION 2</b>	Auxiliary

<b>CURRENT DRAW FUNCTION 1</b>	270 mA
<b>CURRENT DRAW FUNCTION 2</b>	220 mA



### TLED-4XAB

Amber Turn Signal & Marker to Blue Auxiliary



TLED-4XAB  
OFF

FUNCTION 1  
AMBER MARKER

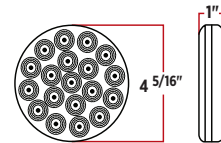
FUNCTION 2  
BLUE AUXILIARY

CASE QTY: 100 PCS  
INNER BOX QTY: 20 PCS

### TECHNICAL SPECIFICATIONS

<b>DIODES</b>	19 Diodes
<b>FUNCTION 1</b>	Turn Signal & Marker
<b>FUNCTION 2</b>	Auxiliary

<b>CURRENT DRAW FUNCTION 1</b>	270 mA
<b>CURRENT DRAW FUNCTION 2</b>	247 mA



### AVAILABLE ACCESSORIES

(TLED-4XRB | TLED-4XAB)

ACCESSORY OPTIONS	PART NUMBER(s)
<b>GROMMETS (PAGE 199)</b>	TGRO-4R, TGRO-4RC
<b>WIRE HARNESS (PAGE 201-204)</b>	B Series, S Series, TPIG-3W
<b>BEZELS (PAGE 195-196)</b>	TBEZ-4CH, TBEZ-4CH2, TBEZ-4CH3, TBEZ-4CH4, TBEZ-4CH5



## 4" FLANGE MOUNT

**TLED-4XRBF**  
Red Stop, Turn & Tail to  
Blue Auxiliary

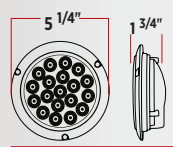


**TLED-4XRBF**  
OFF

**FUNCTION 2**  
BLUE AUXILIARY

**FUNCTION 1**  
RED STOP, TURN & TAIL

CASE QTY: 50 PCS  
INNER BOX QTY: 10 PCS



### TECHNICAL SPECIFICATIONS

ACCESSORY OPTIONS	PART NUMBER(s)
WIRE HARNESS (PAGE 201-202)	T Series, S Series

4 BULLET PLUGS	DIODES	19 Diodes
	<b>FUNCTION 1</b>	Stop, Turn & Tail
	<b>FUNCTION 2</b>	Auxiliary
	<b>CURRENT DRAW FUNCTION 1</b>	270 mA
	<b>CURRENT DRAW FUNCTION 2</b>	247 mA



# D.O.T. TO BLUE

## OVAL GROMMET

### TLED-OXAB

Amber Turn Signal & Marker to Blue Auxiliary



TLED-OXAB  
OFF

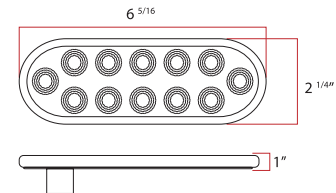
FUNCTION 1  
AMBER TURN SIGNAL & MARKER

FUNCTION 2  
BLUE AUXILIARY

CASE QTY: 100 PCS  
INNER BOX QTY: 20 PCS

### TECHNICAL SPECIFICATIONS

<b>DIODES</b>	12 Diodes	<b>CURRENT DRAW FUNCTION 1</b>	145 mA
<b>FUNCTION 1</b>	Turn Signal & Marker	<b>CURRENT DRAW FUNCTION 2</b>	127 mA
<b>FUNCTION 2</b>	Blue Auxiliary		



### TLED-OXRB

Red Stop, Turn & Tail to Blue Auxiliary



TLED-OXRB  
OFF

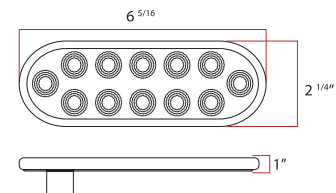

FUNCTION 1  
RED STOP, TURN & TAIL

FUNCTION 2  
BLUE AUXILIARY

CASE QTY: 100 PCS  
INNER BOX QTY: 20 PCS

### TECHNICAL SPECIFICATIONS

<b>DIODES</b>	12 Diodes	<b>CURRENT DRAW FUNCTION 1</b>	145 mA
<b>FUNCTION 1</b>	Stop, Turn & Tail	<b>CURRENT DRAW FUNCTION 2</b>	131 mA
<b>FUNCTION 2</b>	Blue Auxiliary		



### AVAILABLE ACCESSORIES

(TLED-OXAB | TLED-OXRB)

ACCESSORY OPTIONS	PART NUMBER(S)
<b>GROMMETS (PAGE 200)</b>	TGRO-OBR, TGRO-OBRC
<b>WIRE HARNESS (PAGE 201-204)</b>	B Series, S Series, TPIG-3W
<b>BEZELS (PAGE 197)</b>	TBEZ-OBCH2, TBEZ-OBCH3, TBEZ-OBCH4, TBEZ-OBCH5



## CHROME BEZEL INCLUDED

All 3/4" Round and Oval LEDs are sold with a Chrome Bezel and Round Grommet except for Twist on 3/4" Round LEDs which have two Gaskets.

## 3/4" ROUND

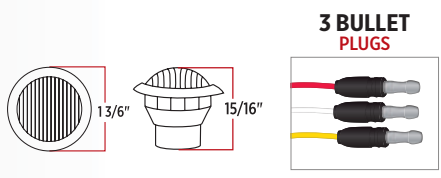
**TLED-BX3AB**  
Amber Marker to Blue Auxiliary

**TLED-BX3RB**  
Red Marker to Blue Auxiliary



CASE QTY: 100 PCS  
INNER BOX QTY: 20 PCS

## TECHNICAL SPECIFICATIONS



<b>DIODES</b>	2 Diodes
<b>FUNCTION 1</b>	Marker
<b>FUNCTION 2</b>	Auxiliary
<b>CURRENT DRAW FUNCTION 1</b>	30 mA
<b>CURRENT DRAW FUNCTION 2</b>	28 mA

## AVAILABLE ACCESSORIES (TLED-BX3AB | TLED-BX3RB)

ACCESSORY OPTIONS	PART NUMBER(S)
WIRE HARNESS (PAGE 202)	T Series

# D.O.T. TO BLUE

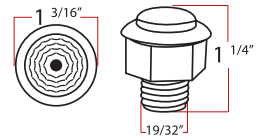

## TWIST ON 3/4" ROUND

### TLED-BX1AB

Amber Marker to Blue Auxiliary

### TLED-BX1RB

Red Marker to Blue Auxiliary




CASE QTY: 100 PCS  
INNER BOX QTY: 20 PCS


## TECHNICAL SPECIFICATIONS

<b>DIODES</b>	1 Diode
<b>FUNCTION 1</b>	Marker
<b>FUNCTION 2</b>	Auxiliary
<b>CURRENT DRAW FUNCTION 1</b>	30 mA
<b>CURRENT DRAW FUNCTION 2</b>	30 mA

**3 BULLET PLUGS**



ACCESSORY OPTIONS	PART NUMBER(s)
WIRE HARNESS (PAGE 202)	T Series





**CHROME BEZEL INCLUDED**  
 All 3/4" Round and Oval LEDs are sold with a Chrome Bezel and Round Grommet except for Twist on 3/4" Round LEDs which have two Gaskets.

## 3/4" OVAL

**TLED-BX4AB**  
 Amber Marker to Blue Auxiliary


**TLED-BX4RB**  
 Red Marker to Blue Auxiliary



**TLED-BX4AB**  
OFF

**FUNCTION 1**  
AMBER MARKER

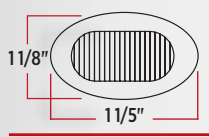
**FUNCTION 2**  
BLUE AUXILIARY



**TLED-BX4RB**  
OFF

**FUNCTION 1**  
RED MARKER

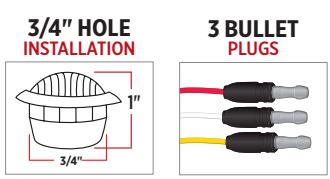
**FUNCTION 2**  
BLUE AUXILIARY



CASE QTY: 100 PCS  
 INNER BOX QTY: 20 PCS

### TECHNICAL SPECIFICATIONS

ACCESSORY OPTIONS	PART NUMBER(s)
WIRE HARNESS (PAGE 202)	T Series



DIODES	2 Diodes
FUNCTION 1	Marker
FUNCTION 2	Auxiliary
CURRENT DRAW FUNCTION 1	30 mA
CURRENT DRAW FUNCTION 2	28 mA

# D.O.T. TO BLUE

## 2" STANDARD

### TLED-2XAB

Amber Marker to Blue Auxiliary

### TLED-2XRB


Red Marker to Blue Auxiliary



TLED-2XAB  
OFF

FUNCTION 1  
AMBER MARKER

FUNCTION 2  
BLUE AUXILIARY



TLED-2XRB  
OFF

FUNCTION 1  
RED MARKER

FUNCTION 2  
BLUE AUXILIARY

CASE QTY: 100 PCS  
INNER BOX QTY: 20 PCS

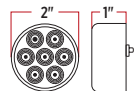
### TECHNICAL SPECIFICATIONS

DIODES	7 Diodes
FUNCTION 1	Marker
FUNCTION 2	Auxiliary
CURRENT DRAW FUNCTION 1	67 mA
CURRENT DRAW FUNCTION 2	63 mA

2 PRONG  
BULLET PLUG



ACCESSORY OPTIONS	PART NUMBER(s)
GROMMETS (PAGE 199)	TGRO-2R, TGRO-2RC
WIRE HARNESS (PAGE 201-204)	B Series, S Series, TPIG-2W
BEZELS (PAGE 195-196)	TBEZ-2CH, TBEZ-2CH2, TBEZ-2CH3, TBEZ-2CH4, TBEZ-2CH5








## 2.5" STANDARD

**TLED-2HXAB**  
Amber Marker to  
Blue Auxiliary


**TLED-2HXRB**  
Red Marker to  
Blue Auxiliary



**TLED-2HXAB**  
OFF

**FUNCTION 2**  
BLUE AUXILIARY

**FUNCTION 1**  
AMBER MARKER

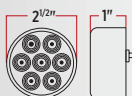


**TLED-2HXRB**  
OFF

**FUNCTION 2**  
BLUE AUXILIARY

**FUNCTION 1**  
RED MARKER

CASE QTY: 200 PCS  
INNER BOX QTY: 20 PCS



### TECHNICAL SPECIFICATIONS

ACCESSORY OPTIONS	PART NUMBER(s)
GROMMETS (PAGE 199)	TGRO-2HR, TGRO-2HRO
WIRE HARNESS (PAGE 201-204)	B Series, S Series, TPIG-2W
BEZELS (PAGE 195-196)	TBEZ-2HCH, TBEZ-2HCH2, TBEZ-2HCH3, TBEZ-2HCH4, TBEZ-2HCH5



DIODES	7 Diodes
FUNCTION 1	Marker
FUNCTION 2	Auxiliary
CURRENT DRAW FUNCTION 1	110 mA
CURRENT DRAW FUNCTION 2	90 mA

# D.O.T. TO BLUE

## GENERATION 4

### TLED-G4XAB

Amber Marker to Blue Auxiliary

### TLED-G4XRB

Red Marker to Blue Auxiliary



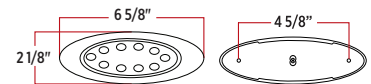
CASE QTY: 100 PCS  
INNER BOX QTY: 10 PCS

## TECHNICAL SPECIFICATIONS

<b>DIODES</b>	10 Diodes
<b>FUNCTION 1</b>	Marker
<b>FUNCTION 2</b>	Auxiliary
<b>CURRENT DRAW FUNCTION 1</b>	120 mA
<b>CURRENT DRAW FUNCTION 2</b>	100 mA



ACCESSORY OPTIONS	PART NUMBER(s)
WIRE HARNESS (PAGE 202)	T Series






## GENERATION 2

**TLED-G2XAB**  
Amber Marker to  
Blue Auxiliary


**TLED-G2XRB**  
Red Marker to  
Blue Auxiliary



**TLED-G2XAB**  
OFF

**FUNCTION 1**  
AMBER MARKER

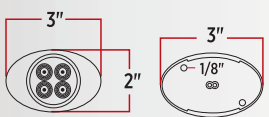
**FUNCTION 2**  
BLUE AUXILIARY



**TLED-G2XRB**  
OFF

**FUNCTION 1**  
RED MARKER

**FUNCTION 2**  
BLUE AUXILIARY



CASE QTY: 100 PCS  
INNER BOX QTY: 20 PCS

### TECHNICAL SPECIFICATIONS

ACCESSORY OPTIONS	PART NUMBER(S)
WIRE HARNESS (PAGE 202)	T Series



<b>DIODES</b>	4 Diodes
<b>FUNCTION 1</b>	Marker
<b>FUNCTION 2</b>	Auxiliary
<b>CURRENT DRAW FUNCTION 1</b>	60 mA
<b>CURRENT DRAW FUNCTION 2</b>	63 mA

# D.O.T. TO BLUE

## RECTANGULAR

### TLED-2X6AB

Amber Marker to Blue Auxiliary

### TLED-2X6RB

Red Marker to Blue Auxiliary



TLED-2X6AB  
OFF

FUNCTION 2  
BLUE AUXILIARY

FUNCTION 1  
AMBER MARKER



TLED-2X6RB  
OFF

FUNCTION 2  
BLUE AUXILIARY

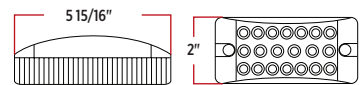

FUNCTION 1  
RED MARKER

CASE QTY: 100 PCS  
INNER BOX QTY: 20 PCS

## TECHNICAL SPECIFICATIONS

DIODES	10 Diodes
FUNCTION 1	Marker
FUNCTION 2	Auxiliary
CURRENT DRAW FUNCTION 1	108 mA
CURRENT DRAW FUNCTION 2	110 mA

3 BULLET  
PLUGS



ACCESSORY OPTIONS	PART NUMBER(s)
WIRE HARNESS (PAGE 202)	T Series



## FEATURES

Trux's Watermelon LED Reflector Cup & Locking Ring are designed to offer greater luminosity and security.

## WATERMELON

### TLED-WXAB

Amber Turn Signal & Marker to Blue Auxiliary



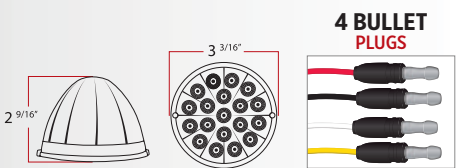
TLED-WXAB  
OFF

FUNCTION 2  
BLUE AUXILIARY

FUNCTION 1  
AMBER TURN SIGNAL & MARKER

CASE QTY: 50 PCS  
INNER BOX QTY: 10 PCS

### TECHNICAL SPECIFICATIONS



<b>DIODES</b>	19 Diodes
<b>FUNCTION 1</b>	Turn Signal & Marker
<b>FUNCTION 2</b>	Auxiliary

<b>CURRENT DRAW FUNCTION 1</b>	240 mA
<b>CURRENT DRAW FUNCTION 2</b>	240 mA

### TLED-WXRB

Red Stop, Turn & Tail to Blue Auxiliary



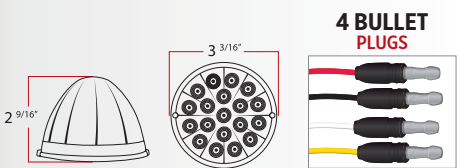
TLED-WXRB  
OFF

FUNCTION 2  
BLUE AUXILIARY

FUNCTION 1  
RED STOP, TURN & TAIL

CASE QTY: 50 PCS  
INNER BOX QTY: 10 PCS

### TECHNICAL SPECIFICATIONS



<b>DIODES</b>	19 Diodes
<b>FUNCTION 1</b>	Stop, Turn & Tail
<b>FUNCTION 2</b>	Auxiliary

<b>CURRENT DRAW FUNCTION 1</b>	240 mA
<b>CURRENT DRAW FUNCTION 2</b>	240 mA

### AVAILABLE ACCESSORIES (TLED-WXAB | TLED-WXRB)


ACCESSORY OPTIONS	PART NUMBER(S)
WIRE HARNESS (PAGE 201-202)	T Series, S Series

# D.O.T. TO BLUE

## PETERBILT CAB

### TLED-PCAB2XAB

Amber Marker to Blue Auxiliary



TLED-PCAB2XAB  
OFF

FUNCTION 2  
BLUE AUXILIARY

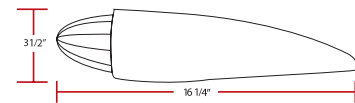
FUNCTION 1  
AMBER MARKER

CASE QTY: 20 PCS  
INNER BOX QTY: 5 PCS

### TECHNICAL SPECIFICATIONS

DIODES	19 Diodes	CURRENT DRAW FUNCTION 1	270 mA
FUNCTION 1	Marker	CURRENT DRAW FUNCTION 2	247 mA
FUNCTION 2	Auxiliary		

### ELECTRICAL WIRING



## PETERBILT SIDE HEADLIGHT

### TLED-PSHXB

Amber Turn Signal & Marker to Blue Auxiliary



SIDE

TLED-PSHXB  
OFF

FUNCTION 2  
BLUE AUXILIARY

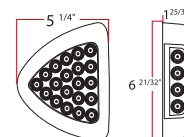
FUNCTION 1  
AMBER TURN SIGNAL & MARKER

CASE QTY: 100 PCS  
INNER BOX QTY: 10 PCS

### TECHNICAL SPECIFICATIONS

DIODES	24 Diodes	CURRENT DRAW FUNCTION 1	310 mA
FUNCTION 1	Turn Signal & Marker	CURRENT DRAW FUNCTION 2	260 mA
FUNCTION 2	Auxiliary		


### ELECTRICAL WIRING





## SQUARE CAB

**TLED-CAB2XAB**  
Amber Marker to Blue Auxiliary



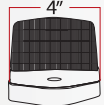
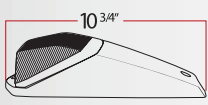
**TLED-CAB2XAB**  
OFF

**FUNCTION 2**  
BLUE AUXILIARY

**FUNCTION 1**  
AMBER MARKER

CASE QTY: 20 PCS  
INNER BOX QTY: 5 PCS

### TECHNICAL SPECIFICATIONS



#### ELECTRICAL WIRING



<b>DIODES</b>	42 Diodes
<b>FUNCTION 1</b>	Marker
<b>FUNCTION 2</b>	Auxiliary

<b>CURRENT DRAW FUNCTION 1</b>	470 mA
<b>CURRENT DRAW FUNCTION 2</b>	465 mA

## HEADLIGHT BEZEL

**TLED-FX106**  
Amber Marker to Blue Auxiliary



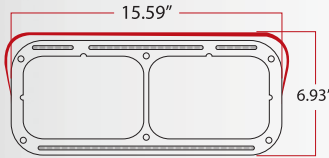
**TLED-FX106**  
OFF

**FUNCTION 2**  
BLUE AUXILIARY

**FUNCTION 1**  
AMBER MARKER

CASE QTY: 20 PCS  
INNER BOX QTY: 4 PCS

### TECHNICAL SPECIFICATIONS



#### ELECTRICAL WIRING



<b>DIODES</b>	55 Diodes
<b>FUNCTION 1</b>	Amber Marker
<b>FUNCTION 2</b>	Blue Auxiliary

<b>CURRENT DRAW FUNCTION 1</b>	550 mA
<b>CURRENT DRAW FUNCTION 2</b>	500 mA

# D.O.T. TO BLUE

## ROUND DOUBLE FACE

### TLED-DFXB

Amber / Red Turn Signal & Marker to Blue Auxiliary



**FUNCTION 1**  
AMBER TURN SIGNAL & MARKER



**FUNCTION 1**  
SIDE



**FUNCTION 1**  
RED TURN SIGNAL & MARKER



**FUNCTION 2**  
BLUE AUXILIARY

CASE QTY: 50 PCS  
INNER BOX QTY: 10 PCS

### TECHNICAL SPECIFICATIONS

<b>DIODES</b>	38 Diodes	<b>CURRENT DRAW FUNCTION 1</b>	180 mA
<b>FUNCTION 1</b>	Turn Signal & Marker	<b>CURRENT DRAW FUNCTION 2</b>	175 mA
<b>FUNCTION 2</b>	Auxiliary		

#### ELECTRICAL WIRING



## SQUARE DOUBLE FACE

### TLED-SDXB

Amber / Red Turn Signal & Marker to Blue Auxiliary



**FUNCTION 1**  
AMBER TURN SIGNAL & MARKER



**FUNCTION 1**  
SIDE



**FUNCTION 1**  
RED TURN SIGNAL & MARKER



**FUNCTION 2**  
BLUE AUXILIARY

CASE QTY: 50 PCS  
INNER BOX QTY: 10 PCS

### TECHNICAL SPECIFICATIONS

<b>DIODES</b>	38 Diodes	<b>CURRENT DRAW FUNCTION 1</b>	180 mA
<b>FUNCTION 1</b>	Turn Signal & Marker	<b>CURRENT DRAW FUNCTION 2</b>	175 mA
<b>FUNCTION 2</b>	Auxiliary		

#### ELECTRICAL WIRING








## 0.5" x 17" UNDERMOUNT

**TLED-SXAB**  
Amber Marker to Blue Auxiliary

**TLED-SXRB**  
Red Marker to Blue Auxiliary



CASE QTY: 50 PCS  
INNER BOX QTY: 10 PCS

### TECHNICAL SPECIFICATIONS



ACCESSORY OPTIONS	PART NUMBER(s)
WIRE HARNESS (PAGE 201)	T Series

INSTALLS WITH 3M TAPE & HARDWARE INCLUDED



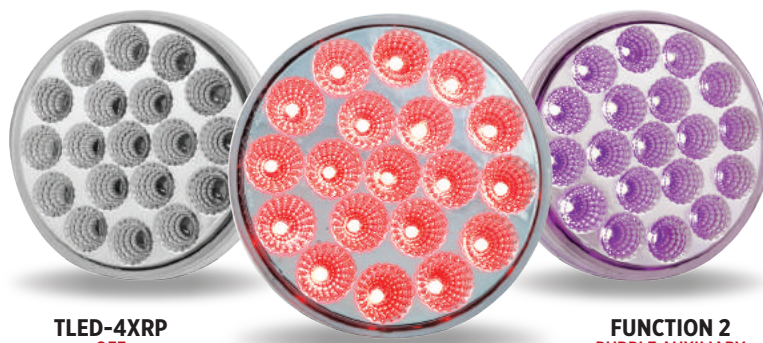
<b>DIODES</b>	24 Diodes
<b>FUNCTION 1</b>	Marker
<b>FUNCTION 2</b>	Auxiliary
<b>CURRENT DRAW FUNCTION 1</b>	200 mA
<b>CURRENT DRAW FUNCTION 2</b>	210 mA

# D.O.T. TO PURPLE

## 4" GROMMET

### TLED-4XRP

Red Stop, Turn & Tail to Purple Auxiliary

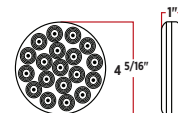


TLED-4XRP  
OFF

FUNCTION 1  
RED STOP, TURN & TAIL

FUNCTION 2  
PURPLE AUXILIARY

CASE QTY: 100 PCS  
INNER BOX QTY: 20 PCS



### TECHNICAL SPECIFICATIONS

<b>DIODES</b>	19 Diodes
<b>FUNCTION 1</b>	Stop, Turn & Tail
<b>FUNCTION 2</b>	Auxiliary
<b>CURRENT DRAW FUNCTION 1</b>	270 mA
<b>CURRENT DRAW FUNCTION 2</b>	220 mA



ACCESSORY OPTIONS	PART NUMBER(s)
<b>GROMMETS (PAGE 199)</b>	TGRO-4R, TGRO-4RC
<b>WIRE HARNESS (PAGE 201-204)</b>	B Series, S Series, TPIG-3W
<b>BEZELS (PAGE 195-196)</b>	TBEZ-4CH, TBEZ-4CH2, TBEZ-4CH3, TBEZ-4CH4, TBEZ-4CH5





# DUAL REVOLUTION LED LIGHT SERIES

DUAL  
REVOLUTION

## 4" FLANGE MOUNT

**TLED-4XRPF**  
Red Stop, Turn & Tail to  
Purple Auxiliary



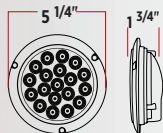
**TLED-4XRPF**  
OFF

**FUNCTION 2**  
PURPLE AUXILIARY

**FUNCTION 1**  
RED STOP, TURN & TAIL

CASE QTY: 50 PCS  
INNER BOX QTY: 10 PCS

### TECHNICAL SPECIFICATIONS



ACCESSORY OPTIONS	PART NUMBER(S)
WIRE HARNESS (PAGE 201-202)	T Series, S Series



<b>DIODES</b>	19 Diodes
<b>FUNCTION 1</b>	Stop, Turn & Tail
<b>FUNCTION 2</b>	Auxiliary
<b>CURRENT DRAW FUNCTION 1</b>	280 mA
<b>CURRENT DRAW FUNCTION 2</b>	211 mA



# D.O.T. TO PURPLE

## OVAL GROMMET

### TLED-OXAP

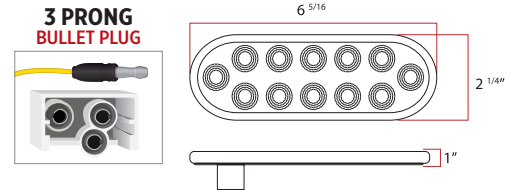
Amber Turn Signal & Marker to Purple Auxiliary



CASE QTY: 100 PCS  
INNER BOX QTY: 20 PCS

### TECHNICAL SPECIFICATIONS

<b>DIODES</b>	12 Diodes	<b>CURRENT DRAW FUNCTION 1</b>	150 mA
<b>FUNCTION 1</b>	Turn Signal & Marker	<b>CURRENT DRAW FUNCTION 2</b>	130 mA
<b>FUNCTION 2</b>	Auxiliary		



### TLED-OXRP

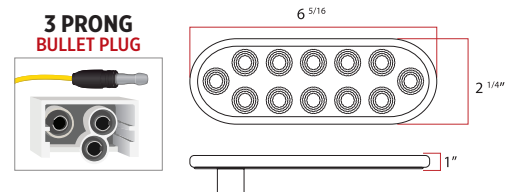
Red Stop, Turn & Tail to Purple Auxiliary



CASE QTY: 100 PCS  
INNER BOX QTY: 20 PCS

### TECHNICAL SPECIFICATIONS

<b>DIODES</b>	12 Diodes	<b>CURRENT DRAW FUNCTION 1</b>	150 mA
<b>FUNCTION 1</b>	Stop, Turn & Tail	<b>CURRENT DRAW FUNCTION 2</b>	130 mA
<b>FUNCTION 2</b>	Auxiliary		



### AVAILABLE ACCESSORIES

(TLED-OXAP | TLED-OXRP)

ACCESSORY OPTIONS	PART NUMBER(s)
<b>GROMMETS (PAGE 200)</b>	TGRO-OBR, TGRO-OBRC
<b>WIRE HARNESS (PAGE 201-204)</b>	B Series, S Series, TPIG-3W
<b>BEZELS (PAGE 197)</b>	TBEZ-OBCH2, TBEZ-OBCH3, TBEZ-OBCH4, TBEZ-OBCH5



## 3/4" ROUND

**TLED-BX3AP**  
Amber Marker to  
Purple Auxiliary

**TLED-BX3RP**  
Red Marker to  
Purple Auxiliary

**CHROME BEZEL INCLUDED**  
All 3/4" Round and Oval LEDs are sold with a Chrome Bezel and Round Grommet except for Twist on 3/4" Round LEDs which have two Gaskets.



**TLED-BX3AP**  
OFF

**FUNCTION 1**  
AMBER MARKER

**FUNCTION 2**  
PURPLE AUXILIARY



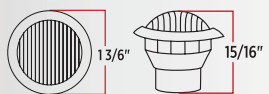
**TLED-BX3RP**  
OFF

**FUNCTION 1**  
RED MARKER

**FUNCTION 2**  
PURPLE AUXILIARY

CASE QTY: 100 PCS  
INNER BOX QTY: 20 PCS

### TECHNICAL SPECIFICATIONS



ACCESSORY OPTIONS	PART NUMBER(S)
WIRE HARNESS (PAGE 202)	T Series



DIODES	2 Diodes
FUNCTION 1	Marker
FUNCTION 2	Auxiliary
CURRENT DRAW FUNCTION 1	30 mA
CURRENT DRAW FUNCTION 2	28 mA

# D.O.T. TO PURPLE

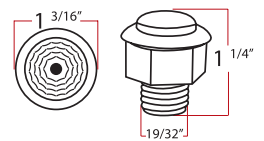
## TWIST ON 3/4" ROUND

### TLED-BX1AP

Amber Marker to Purple Auxiliary

### TLED-BX1RP

Red Marker to Purple Auxiliary




CASE QTY: 100 PCS  
INNER BOX QTY: 20 PCS

## TECHNICAL SPECIFICATIONS

DIODES	1 Diode
FUNCTION 1	Marker
FUNCTION 2	Auxiliary
CURRENT DRAW FUNCTION 1	30 mA
CURRENT DRAW FUNCTION 2	30 mA

### 3 BULLET PLUGS



ACCESSORY OPTIONS	PART NUMBER(s)
WIRE HARNESS (PAGE 202)	T Series





## FEATURES

Trux's Watermelon LED Reflector Cup & Locking Ring are designed to offer greater luminosity and security.

## WATERMELON

### TLED-WXAP

Amber Turn Signal & Marker to Purple Auxiliary



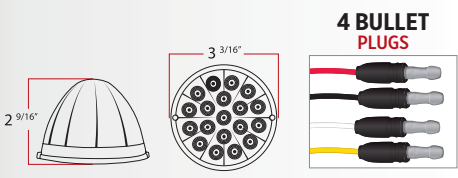
TLED-WXAP  
OFF

FUNCTION 2  
PURPLE AUXILIARY

FUNCTION 1  
AMBER TURN SIGNAL & MARKER

CASE QTY: 50 PCS  
INNER BOX QTY: 10 PCS

### TECHNICAL SPECIFICATIONS



DIODES	19 Diodes
FUNCTION 1	Turn Signal & Marker
FUNCTION 2	Auxiliary

CURRENT DRAW FUNCTION 1	240 mA
CURRENT DRAW FUNCTION 2	240 mA



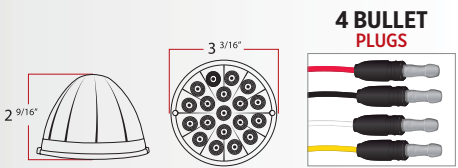
TLED-WXRP  
OFF

FUNCTION 2  
PURPLE AUXILIARY

FUNCTION 1  
RED STOP, TURN & TAIL

CASE QTY: 50 PCS  
INNER BOX QTY: 10 PCS

### TECHNICAL SPECIFICATIONS



DIODES	19 Diodes
FUNCTION 1	Stop, Turn & Tail
FUNCTION 2	Auxiliary

CURRENT DRAW FUNCTION 1	240 mA
CURRENT DRAW FUNCTION 2	240 mA

### AVAILABLE ACCESSORIES (TLED-WXAP | TLED-WXRP)

ACCESSORY OPTIONS	PART NUMBER(s)
WIRE HARNESS (PAGE 201-202)	T Series, S Series

# D.O.T. TO PURPLE

## 2" STANDARD

### TLED-2XAP

Amber Marker to Purple Auxiliary

### TLED-2XRP


Red Marker to Purple Auxiliary



TLED-2XAP  
OFF

FUNCTION 1  
AMBER MARKER

FUNCTION 2  
PURPLE AUXILIARY



TLED-2XRP  
OFF

FUNCTION 1  
RED MARKER

FUNCTION 2  
PURPLE AUXILIARY

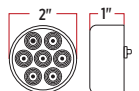
CASE QTY: 100 PCS  
INNER BOX QTY: 20 PCS

## TECHNICAL SPECIFICATIONS

<b>DIODES</b>	7 Diodes
<b>FUNCTION 1</b>	Marker
<b>FUNCTION 2</b>	Auxiliary
<b>CURRENT DRAW FUNCTION 1</b>	67 mA
<b>CURRENT DRAW FUNCTION 2</b>	63 mA



ACCESSORY OPTIONS	PART NUMBER(s)
<b>GROMMETS (PAGE 199)</b>	TGRO-2R, TGRO-2RC
<b>WIRE HARNESS (PAGE 201-204)</b>	B Series, S Series, TPIG-2W
<b>BEZELS (PAGE 195-196)</b>	TBEZ-2CH, TBEZ-2CH2, TBEZ-2CH3, TBEZ-2CH4, TBEZ-2CH5







## 2.5" STANDARD



**TLED-2HXAP**  
OFF

**FUNCTION 1**  
AMBER MARKER

**FUNCTION 2**  
PURPLE AUXILIARY

**TLED-2HXAP**  
Amber Marker to  
Purple Auxiliary

**TLED-2HXRP**  
Red Marker to  
Purple Auxiliary



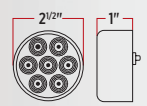
**TLED-2HXR**  
OFF

**FUNCTION 1**  
RED MARKER

**FUNCTION 2**  
PURPLE AUXILIARY

CASE QTY: 200 PCS  
INNER BOX QTY: 20 PCS

### TECHNICAL SPECIFICATIONS



ACCESSORY OPTIONS	PART NUMBER(S)
GROMMETS (PAGE 199)	TGRO-2HR, TGRO-2HRO
WIRE HARNESS (PAGE 201-204)	B Series, S Series, TPIG-2W
BEZELS (PAGE 195-196)	TBEZ-2HCH, TBEZ-2HCH2, TBEZ-2HCH3, TBEZ-2HCH4, TBEZ-2HCH5



DIODES	7 Diodes
FUNCTION 1	Marker
FUNCTION 2	Auxiliary
CURRENT DRAW FUNCTION 1	110 mA
CURRENT DRAW FUNCTION 2	90 mA

# D.O.T. TO PURPLE

## GENERATION 4

### TLED-G4XAP

Amber Marker to Purple Auxiliary

### TLED-G4XRP

Red Marker to Purple Auxiliary

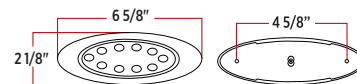



CASE QTY: 100 PCS  
INNER BOX QTY: 10 PCS

## TECHNICAL SPECIFICATIONS

DIODES	10 Diodes
FUNCTION 1	Marker
FUNCTION 2	Auxiliary
CURRENT DRAW FUNCTION 1	120 mA
CURRENT DRAW FUNCTION 2	100 mA

3 BULLET PLUGS



ACCESSORY OPTIONS	PART NUMBER(s)
WIRE HARNESS (PAGE 202)	T Series




## GENERATION 2



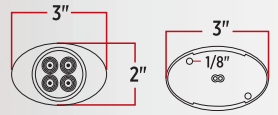
**TLED-G2XAP**  
Amber Marker to  
Purple Auxiliary

**TLED-G2XRP**  
Red Marker to  
Purple Auxiliary



CASE QTY: 100 PCS  
INNER BOX QTY: 20 PCS

### TECHNICAL SPECIFICATIONS



ACCESSORY OPTIONS	PART NUMBER(s)
WIRE HARNESS (PAGE 202)	T Series

3 BULLET PLUGS	DIODES	4 Diodes
	<b>FUNCTION 1</b>	Marker
	<b>FUNCTION 2</b>	Auxiliary
	<b>CURRENT DRAW FUNCTION 1</b>	60 mA
	<b>CURRENT DRAW FUNCTION 2</b>	63 mA




# D.O.T. TO PURPLE

## PETERBILT CAB

### TLED-PCAB2XAP

Amber Marker to Purple Auxiliary



TLED-PCAB2XAP  
OFF

FUNCTION 2  
PURPLE AUXILIARY

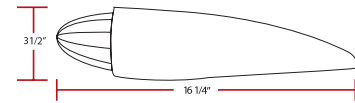
FUNCTION 1  
AMBER MARKER

CASE QTY: 20 PCS  
INNER BOX QTY: 5 PCS

### TECHNICAL SPECIFICATIONS

DIODES	19 Diodes	CURRENT DRAW FUNCTION 1	270 mA
FUNCTION 1	Marker	CURRENT DRAW FUNCTION 2	247 mA
FUNCTION 2	Auxiliary		

### ELECTRICAL WIRING



## PETERBILT SIDE HEADLIGHT

### TLED-PSHXP

Amber Turn Signal & Marker to Purple Auxiliary



SIDE

TLED-PSHXP  
OFF

FUNCTION 2  
PURPLE AUXILIARY

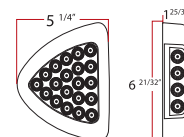
FUNCTION 1  
AMBER TURN SIGNAL & MARKER

CASE QTY: 100 PCS  
INNER BOX QTY: 10 PCS

### TECHNICAL SPECIFICATIONS

DIODES	24 Diodes	CURRENT DRAW FUNCTION 1	310 mA
FUNCTION 1	Turn Signal & Marker	CURRENT DRAW FUNCTION 2	260 mA
FUNCTION 2	Auxiliary		

### ELECTRICAL WIRING





# SQUARE CAB

**TLED-CAB2XAP**  
Amber Marker to  
Purple Auxiliary



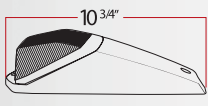
**TLED-CAB2XAP**  
OFF

**FUNCTION 2**  
PURPLE AUXILIARY

**FUNCTION 1**  
AMBER MARKER

CASE QTY: 20 PCS  
INNER BOX QTY: 5 PCS

## TECHNICAL SPECIFICATIONS



### ELECTRICAL WIRING



<b>DIODES</b>	42 Diodes
<b>FUNCTION 1</b>	Marker
<b>FUNCTION 2</b>	Auxiliary

<b>CURRENT DRAW FUNCTION 1</b>	470 mA
<b>CURRENT DRAW FUNCTION 2</b>	465 mA



# D.O.T. TO PURPLE

## ROUND DOUBLE FACE

### TLED-DFXP

Amber / Red Turn Signal to Purple Auxiliary



**FUNCTION 1**  
AMBER TURN SIGNAL & MARKER



**FUNCTION 1**  
SIDE



**FUNCTION 1**  
RED TURN SIGNAL & MARKER



**FUNCTION 2**  
PURPLE AUXILIARY

CASE QTY: 50 PCS  
INNER BOX QTY: 10 PCS

### TECHNICAL SPECIFICATIONS

<b>DIODES</b>	38 Diodes
<b>FUNCTION 1</b>	Turn Signal & Marker
<b>FUNCTION 2</b>	Auxiliary

<b>CURRENT DRAW FUNCTION 1</b>	180 mA
<b>CURRENT DRAW FUNCTION 2</b>	175 mA

#### ELECTRICAL WIRING



## SQUARE DOUBLE FACE

### TLED-SDXP

Amber / Red Turn Signal to Purple Auxiliary



**FUNCTION 1**  
AMBER TURN SIGNAL & MARKER



**FUNCTION 1**  
SIDE



**FUNCTION 1**  
RED TURN SIGNAL & MARKER



**FUNCTION 2**  
PURPLE AUXILIARY


CASE QTY: 50 PCS  
INNER BOX QTY: 10 PCS

### TECHNICAL SPECIFICATIONS

<b>DIODES</b>	38 Diodes
<b>FUNCTION 1</b>	Turn Signal & Marker
<b>FUNCTION 2</b>	Auxiliary

<b>CURRENT DRAW FUNCTION 1</b>	180 mA
<b>CURRENT DRAW FUNCTION 2</b>	175 mA

#### ELECTRICAL WIRING





# DUAL REVOLUTION LED LIGHT SERIES

# DUAL REVOLUTION

## 0.5" x 17" UNDERMOUNT



**TLED-SXAP**  
Amber Marker to  
Purple Auxiliary



**TLED-SXRP**  
Red Marker to  
Purple Auxiliary

CASE QTY: 50 PCS  
INNER BOX QTY: 10 PCS



### TECHNICAL SPECIFICATIONS

ACCESSORY OPTIONS	PART NUMBER(s)
WIRE HARNESS (PAGE 202)	T Series

INSTALLS WITH 3M TAPE & HARDWARE INCLUDED



DIODES	24 Diodes
FUNCTION 1	Marker
FUNCTION 2	Auxiliary
CURRENT DRAW FUNCTION 1	200 mA
CURRENT DRAW FUNCTION 2	210 mA

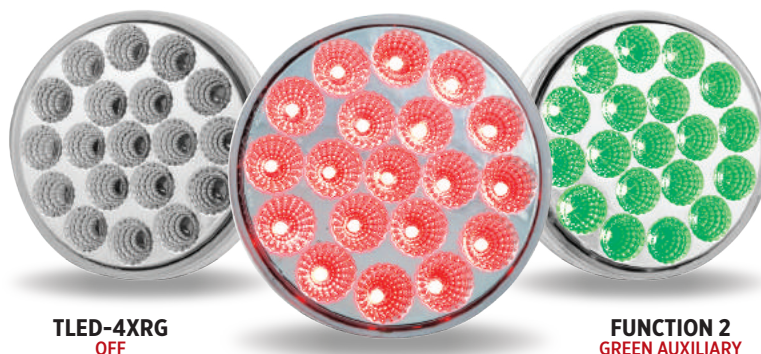


# D.O.T. TO GREEN

## 4" GROMMET

### TLED-4XRG

Red Stop, Turn & Tail to Green Auxiliary



TLED-4XRG  
OFF

FUNCTION 1  
RED STOP, TURN & TAIL

FUNCTION 2  
GREEN AUXILIARY

CASE QTY: 100 PCS  
INNER BOX QTY: 20 PCS

### TECHNICAL SPECIFICATIONS

DIODES 19 Diodes

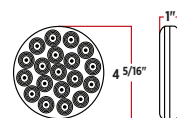

FUNCTION 1 Stop, Turn & Tail

FUNCTION 2 Auxiliary

CURRENT DRAW FUNCTION 1 270 mA

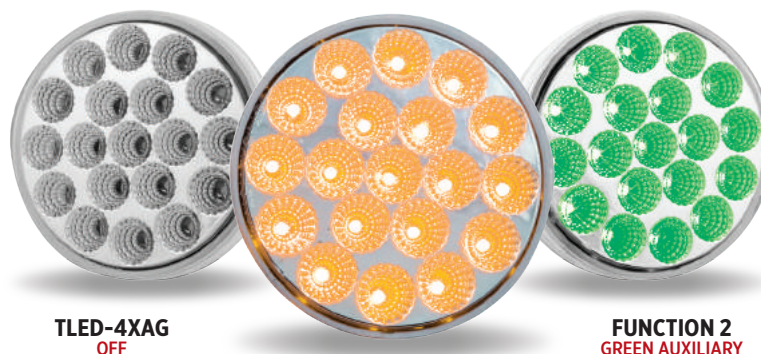
CURRENT DRAW FUNCTION 2 247 mA

3 PRONG  
BULLET PLUG



### TLED-4XAG

Amber Turn Signal & Marker to Green Auxiliary



TLED-4XAG  
OFF

FUNCTION 1  
AMBER MARKER

FUNCTION 2  
GREEN AUXILIARY

CASE QTY: 100 PCS  
INNER BOX QTY: 20 PCS

### TECHNICAL SPECIFICATIONS

DIODES 19 Diodes

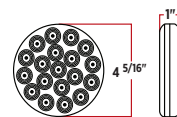

FUNCTION 1 Turn Signal & Marker

FUNCTION 2 Green Auxiliary

CURRENT DRAW FUNCTION 1 270 mA

CURRENT DRAW FUNCTION 2 247 mA

3 PRONG  
BULLET PLUG



### AVAILABLE ACCESSORIES

(TLED-4XRG | TLED-4XAG)

ACCESSORY OPTIONS	PART NUMBER(S)
GROMMETS (PAGE 199)	TGRO-4R, TGRO-4RC
WIRE HARNESS (PAGE 201-204)	B Series, S Series, TPIG-3W
BEZELS (PAGE 195-196)	TBEZ-4CH, TBEZ-4CH2, TBEZ-4CH3, TBEZ-4CH4, TBEZ-4CH5





## 4" FLANGE MOUNT

**TLED-4XRGF**  
Red Stop, Turn & Tail to  
Green Auxiliary



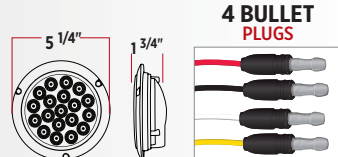
**TLED-4XRGF**  
OFF

**FUNCTION 2**  
GREEN AUXILIARY

**FUNCTION 1**  
RED STOP, TURN & TAIL

CASE QTY: 50 PCS  
INNER BOX QTY: 10 PCS

### TECHNICAL SPECIFICATIONS



<b>DIODES</b>	19 Diodes
<b>FUNCTION 1</b>	Stop, Turn & Tail
<b>FUNCTION 2</b>	Auxiliary

<b>CURRENT DRAW FUNCTION 1</b>	270 mA
<b>CURRENT DRAW FUNCTION 2</b>	247 mA

## 4" FLANGE MOUNT

**TLED-4XAGF**  
Amber Turn Signal & Marker to  
Green Auxiliary



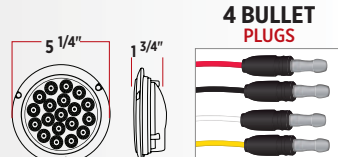
**TLED-4XAGF**  
OFF

**FUNCTION 2**  
GREEN AUXILIARY

**FUNCTION 1**  
AMBER MARKER

CASE QTY: 50 PCS  
INNER BOX QTY: 10 PCS

### TECHNICAL SPECIFICATIONS



<b>DIODES</b>	19 Diodes
<b>FUNCTION 1</b>	Turn Signal & Marker
<b>FUNCTION 2</b>	Auxiliary

<b>CURRENT DRAW FUNCTION 1</b>	270 mA
<b>CURRENT DRAW FUNCTION 2</b>	247 mA

**AVAILABLE ACCESSORIES**  
(TLED-4XRGF | TLED-4XAGF)

ACCESSORY OPTIONS	PART NUMBER(s)
WIRE HARNESS (PAGE 201-202)	T Series, S Series

# D.O.T. TO GREEN

## OVAL GROMMET

### TLED-OXAG

Amber Turn Signal & Marker to Green Auxiliary



TLED-OXAG  
OFF

FUNCTION 1  
AMBER TURN SIGNAL & MARKER

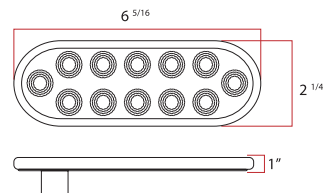
FUNCTION 2  
GREEN AUXILIARY

CASE QTY: 100 PCS  
INNER BOX QTY: 20 PCS

### TECHNICAL SPECIFICATIONS

DIODES	12 Diodes
FUNCTION 1	Turn Signal & Marker
FUNCTION 2	Auxiliary

CURRENT DRAW FUNCTION 1	150 mA
CURRENT DRAW FUNCTION 2	130 mA



### TLED-OXRG

Red Stop, Turn & Tail to Green Auxiliary



TLED-OXRG  
OFF

FUNCTION 1  
RED STOP, TURN & TAIL

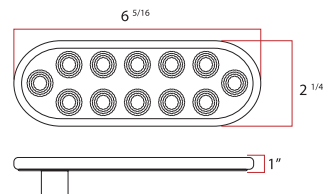
FUNCTION 2  
GREEN AUXILIARY

CASE QTY: 100 PCS  
INNER BOX QTY: 20 PCS

### TECHNICAL SPECIFICATIONS

DIODES	12 Diodes
FUNCTION 1	Stop, Turn & Tail
FUNCTION 2	Auxiliary

CURRENT DRAW FUNCTION 1	150 mA
CURRENT DRAW FUNCTION 2	130 mA



### AVAILABLE ACCESSORIES

(TLED-OXAG | TLED-OXRG)

ACCESSORY OPTIONS	PART NUMBER(s)
GROMMETS (PAGE 200)	TGRO-OBR, TGRO-OBRC
WIRE HARNESS (PAGE 201-204)	B Series, S Series, TPIG-3W
BEZELS (PAGE 197)	TBEZ-OBCH2, TBEZ-OBCH3, TBEZ-OBCH4, TBEZ-OBCH5



## 3/4" ROUND

**TLED-BX3AG**  
Amber Marker to Green Auxiliary

**TLED-BX3RG**  
Red Marker to Green Auxiliary



**TLED-BX3AG**  
OFF

**FUNCTION 1**  
AMBER MARKER

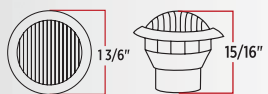
**FUNCTION 2**  
GREEN AUXILIARY



**TLED-BX3RG**  
OFF

**FUNCTION 1**  
RED MARKER

**FUNCTION 2**  
GREEN AUXILIARY



CASE QTY: 100 PCS  
INNER BOX QTY: 20 PCS

### TECHNICAL SPECIFICATIONS

ACCESSORY OPTIONS	PART NUMBER(S)
WIRE HARNESS (PAGE 202)	T Series



<b>DIODES</b>	2 Diodes
<b>FUNCTION 1</b>	Marker
<b>FUNCTION 2</b>	Auxiliary
<b>CURRENT DRAW FUNCTION 1</b>	30 mA
<b>CURRENT DRAW FUNCTION 2</b>	28 mA

# D.O.T. TO GREEN

## TWIST ON 3/4" ROUND

### TLED-BX1AG

Amber Marker to Green Auxiliary

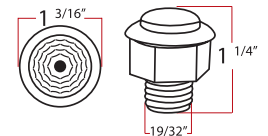
### TLED-BX1RG

Red Marker to Green Auxiliary



### CHROME BEZEL INCLUDED

All 3/4" Round and Oval LEDs are sold with a Chrome Bezel and Round Grommet except for Twist on 3/4" Round LEDs which have two Gaskets.




CASE QTY: 100 PCS  
INNER BOX QTY: 20 PCS

### TECHNICAL SPECIFICATIONS

<b>DIODES</b>	1 Diode
<b>FUNCTION 1</b>	Marker
<b>FUNCTION 2</b>	Auxiliary
<b>CURRENT DRAW FUNCTION 1</b>	30 mA
<b>CURRENT DRAW FUNCTION 2</b>	30 mA

#### 3 BULLET PLUGS



ACCESSORY OPTIONS	PART NUMBER(S)
WIRE HARNESS (PAGE 202)	T Series



## FEATURES

Trux's Watermelon LED Reflector Cup & Locking Ring are designed to offer greater luminosity and security.

## WATERMELON

### TLED-WXAG

Amber Turn Signal & Marker to Green Auxiliary



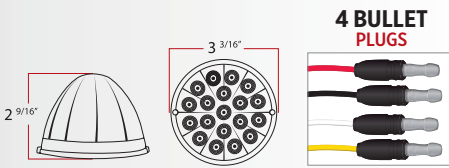
TLED-WXAG  
OFF

FUNCTION 2  
GREEN AUXILIARY

FUNCTION 1  
AMBER TURN SIGNAL & MARKER

CASE QTY: 50 PCS  
INNER BOX QTY: 10 PCS

### TECHNICAL SPECIFICATIONS



<b>DIODES</b>	19 Diodes
<b>FUNCTION 1</b>	Turn Signal & Marker
<b>FUNCTION 2</b>	Auxiliary

<b>CURRENT DRAW FUNCTION 1</b>	240 mA
<b>CURRENT DRAW FUNCTION 2</b>	240 mA



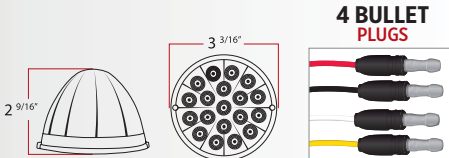
TLED-WXRG  
OFF

FUNCTION 2  
GREEN AUXILIARY

FUNCTION 1  
RED STOP, TURN & TAIL

CASE QTY: 50 PCS  
INNER BOX QTY: 10 PCS

### TECHNICAL SPECIFICATIONS



<b>DIODES</b>	19 Diodes
<b>FUNCTION 1</b>	Stop, Turn & Tail
<b>FUNCTION 2</b>	Auxiliary

<b>CURRENT DRAW FUNCTION 1</b>	240 mA
<b>CURRENT DRAW FUNCTION 2</b>	240 mA

### AVAILABLE ACCESSORIES (TLED-WXAG | TLED-WXRG)


ACCESSORY OPTIONS	PART NUMBER(s)
WIRE HARNESS (PAGE 201-202)	T Series, S Series

# D.O.T. TO GREEN

## 2" STANDARD

**TLED-2XAG**  
Amber Marker to  
Green Auxiliary

**TLED-2XRG**  
Red Marker to  
Green Auxiliary



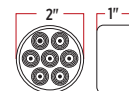
CASE QTY: 100 PCS  
INNER BOX QTY: 20 PCS

### TECHNICAL SPECIFICATIONS

<b>DIODES</b>	7 Diodes
<b>FUNCTION 1</b>	Marker
<b>FUNCTION 2</b>	Auxiliary
<b>CURRENT DRAW FUNCTION 1</b>	67 mA
<b>CURRENT DRAW FUNCTION 2</b>	63 mA



ACCESSORY OPTIONS	PART NUMBER(s)
<b>GROMMETS (PAGE 199)</b>	TGRO-2R, TGRO-2RC
<b>WIRE HARNESS (PAGE 201-204)</b>	B Series, S Series, TPIG-2W
<b>BEZELS (PAGE 195-196)</b>	TBEZ-2CH, TBEZ-2CH2, TBEZ-2CH3, TBEZ-2CH4, TBEZ-2CH5





## 2.5" STANDARD



**TLED-2HXAG**  
OFF

**FUNCTION 1**  
AMBER MARKER

**FUNCTION 2**  
GREEN AUXILIARY

**TLED-2HXAG**  
Amber Marker to  
Green Auxiliary

**TLED-2HXRG**  
Red Marker to  
Green Auxiliary



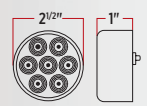
**TLED-2HXRG**  
OFF

**FUNCTION 1**  
RED MARKER


**FUNCTION 2**  
GREEN AUXILIARY

CASE QTY: 200 PCS  
INNER BOX QTY: 20 PCS

### TECHNICAL SPECIFICATIONS



ACCESSORY OPTIONS	PART NUMBER(S)
GROMMETS (PAGE 199)	TGRO-2HR, TGRO-2HRO
WIRE HARNESS (PAGE 201-204)	B Series, S Series, TPIG-2W
BEZELS (PAGE 195-196)	TBEZ-2HCH, TBEZ-2HCH2, TBEZ-2HCH3, TBEZ-2HCH4, TBEZ-2HCH5



DIODES	7 Diodes
FUNCTION 1	Marker
FUNCTION 2	Auxiliary
CURRENT DRAW FUNCTION 1	110 mA
CURRENT DRAW FUNCTION 2	85 mA

# D.O.T. TO GREEN

## GENERATION 4

### TLED-G4XAG

Amber Marker to Green Auxiliary

### TLED-G4XRG

Red Marker to Green Auxiliary



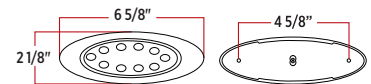
CASE QTY: 100 PCS  
INNER BOX QTY: 10 PCS

## TECHNICAL SPECIFICATIONS

<b>DIODES</b>	10 Diodes
<b>FUNCTION 1</b>	Marker
<b>FUNCTION 2</b>	Auxiliary
<b>CURRENT DRAW FUNCTION 1</b>	120 mA
<b>CURRENT DRAW FUNCTION 2</b>	100 mA



ACCESSORY OPTIONS	PART NUMBER(s)
<b>WIRE HARNESS (PAGE 202)</b>	T Series








## GENERATION 2

**TLED-G2XAG**  
Amber Marker to  
Green Auxiliary


**TLED-G2XRG**  
Red Marker to  
Green Auxiliary



**TLED-G2XAG**  
OFF

**FUNCTION 1**  
AMBER MARKER

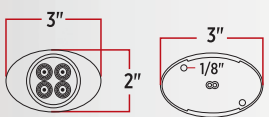
**FUNCTION 2**  
GREEN AUXILIARY



**TLED-G2XRG**  
OFF

**FUNCTION 1**  
RED MARKER

**FUNCTION 2**  
GREEN AUXILIARY



CASE QTY: 100 PCS  
INNER BOX QTY: 20 PCS

### TECHNICAL SPECIFICATIONS

ACCESSORY OPTIONS	PART NUMBER(s)
WIRE HARNESS (PAGE 202)	T Series




<b>DIODES</b>	4 Diodes
<b>FUNCTION 1</b>	Marker
<b>FUNCTION 2</b>	Auxiliary
<b>CURRENT DRAW FUNCTION 1</b>	60 mA
<b>CURRENT DRAW FUNCTION 2</b>	65 mA

# D.O.T. TO GREEN

## PETERBILT CAB

### TLED-PCAB2XAG

Amber Marker to Green Auxiliary



TLED-PCAB2XAG  
OFF

FUNCTION 2  
GREEN AUXILIARY

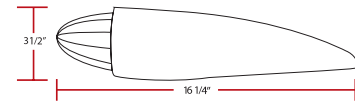
CASE QTY: 20 PCS  
INNER BOX QTY: 5 PCS

### TECHNICAL SPECIFICATIONS

DIODES	19 Diodes	CURRENT DRAW FUNCTION 1	270 mA
FUNCTION 1	Marker	CURRENT DRAW FUNCTION 2	247 mA
FUNCTION 2	Auxiliary		

FUNCTION 1  
AMBER MARKER

#### ELECTRICAL WIRING



## PETERBILT SIDE HEADLIGHT

### TLED-PSHXG

Amber Turn Signal & Marker to Green Auxiliary



SIDE

TLED-PSHXG  
OFF

FUNCTION 2  
GREEN AUXILIARY

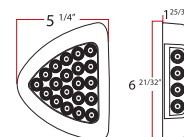
FUNCTION 1  
AMBER TURN SIGNAL & MARKER

CASE QTY: 100 PCS  
INNER BOX QTY: 10 PCS

### TECHNICAL SPECIFICATIONS

DIODES	24 Diodes	CURRENT DRAW FUNCTION 1	310 mA
FUNCTION 1	Turn Signal & Marker	CURRENT DRAW FUNCTION 2	260 mA
FUNCTION 2	Auxiliary		

#### ELECTRICAL WIRING





**DUAL  
REVOLUTION**  
LED LIGHT SERIES

**DUAL  
REVOLUTION**

**SQUARE CAB**

**TLED-CAB2XAG**  
Amber Marker to  
Green Auxiliary



**TLED-CAB2XAG**  
OFF

**FUNCTION 2**  
GREEN AUXILIARY

**FUNCTION 1**  
AMBER MARKER

CASE QTY: 20 PCS  
INNER BOX QTY: 5 PCS

**TECHNICAL SPECIFICATIONS**

**ELECTRICAL  
WIRING**



<b>DIODES</b>	42 Diodes
<b>FUNCTION 1</b>	Amber Marker
<b>FUNCTION 2</b>	Green Auxiliary

<b>CURRENT DRAW FUNCTION 1</b>	470 mA
<b>CURRENT DRAW FUNCTION 2</b>	465 mA



PHOTO CREDIT: DIESEL ADDICT PHOTOS

# D.O.T. TO GREEN

## ROUND DOUBLE FACE

### TLED-DFXG

Amber / Red Turn Signal & Marker to Green Auxiliary



**FUNCTION 1**  
AMBER TURN SIGNAL & MARKER



**FUNCTION 1**  
SIDE



**FUNCTION 1**  
RED TURN SIGNAL & MARKER



**FUNCTION 2**  
GREEN AUXILIARY

CASE QTY: 50 PCS  
INNER BOX QTY: 10 PCS

### TECHNICAL SPECIFICATIONS

<b>DIODES</b>	38 Diodes	<b>CURRENT DRAW FUNCTION 1</b>	180 mA
<b>FUNCTION 1</b>	Turn Signal & Marker	<b>CURRENT DRAW FUNCTION 2</b>	175 mA
<b>FUNCTION 2</b>	Auxiliary		

#### ELECTRICAL WIRING



## SQUARE DOUBLE FACE

### TLED-SDXG

Amber / Red Turn Signal & Marker to Green Auxiliary



**FUNCTION 1**  
AMBER TURN SIGNAL & MARKER



**FUNCTION 1**  
SIDE



**FUNCTION 1**  
RED TURN SIGNAL & MARKER



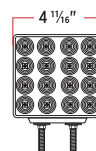
**FUNCTION 2**  
GREEN AUXILIARY

CASE QTY: 50 PCS  
INNER BOX QTY: 10 PCS

### TECHNICAL SPECIFICATIONS


<b>DIODES</b>	38 Diodes	<b>CURRENT DRAW FUNCTION 1</b>	180 mA
<b>FUNCTION 1</b>	Turn Signal & Marker	<b>CURRENT DRAW FUNCTION 2</b>	175 mA
<b>FUNCTION 2</b>	Auxiliary		

#### ELECTRICAL WIRING






## 0.5" x 17" UNDERMOUNT



**TLED-SXAG**  
Amber Marker to Green Auxiliary

**TLED-SXRG**  
Red Marker to Green Auxiliary



CASE QTY: 50 PCS  
INNER BOX QTY: 10 PCS



### TECHNICAL SPECIFICATIONS

ACCESSORY OPTIONS	PART NUMBER(s)
WIRE HARNESS (PAGE 202)	T Series

INSTALLS WITH 3M TAPE & HARDWARE INCLUDED



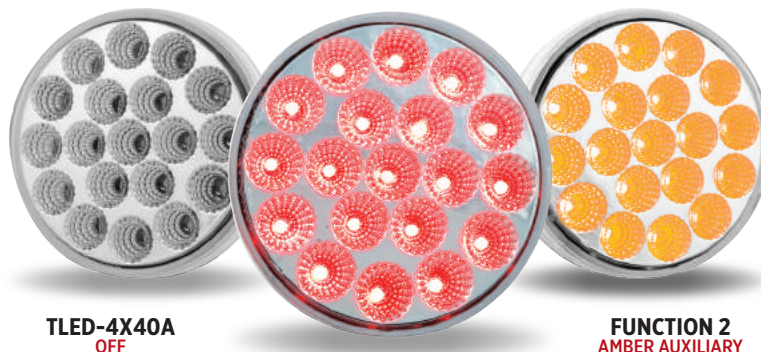
<b>DIODES</b>	24 Diodes
<b>FUNCTION 1</b>	Marker
<b>FUNCTION 2</b>	Auxiliary
<b>CURRENT DRAW FUNCTION 1</b>	200 mA
<b>CURRENT DRAW FUNCTION 2</b>	210 mA



# D.O.T. TO AUXILIARY

## 4" GROMMET

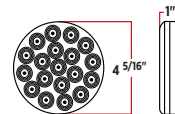
**TLED-4X40A**  
Red Stop, Turn & Tail to  
Amber Auxiliary



TLED-4X40A  
OFF

FUNCTION 1  
RED STOP, TURN & TAIL

FUNCTION 2  
AMBER AUXILIARY




CASE QTY: 100 PCS  
INNER BOX QTY: 20 PCS

### TECHNICAL SPECIFICATIONS

DIODES	19 Diodes
FUNCTION 1	Stop, Turn & Tail
FUNCTION 2	Auxiliary
CURRENT DRAW FUNCTION 1	270 mA
CURRENT DRAW FUNCTION 2	247 mA

3 PRONG  
BULLET PLUG



ACCESSORY OPTIONS	PART NUMBER(s)
GROMMETS (PAGE 199)	TGRO-4R, TGRO-4RC
WIRE HARNESS (PAGE 201-204)	B Series, S Series, TPIG-3W
BEZELS (PAGE 195-196)	TBEZ-4CH, TBEZ-4CH2, TBEZ-4CH3, TBEZ-4CH4, TBEZ-4CH5

## OVAL GROMMET

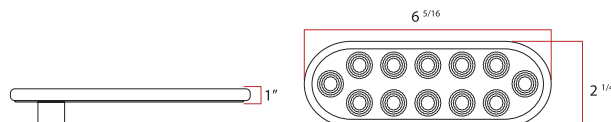
**TLED-OX60A**  
Amber Turn Signal & Marker to  
White Auxiliary



TLED-OX60A  
OFF

FUNCTION 1  
AMBER TURN SIGNAL & MARKER

FUNCTION 2  
WHITE AUXILIARY




CASE QTY: 100 PCS  
INNER BOX QTY: 20 PCS

### TECHNICAL SPECIFICATIONS

DIODES	12 Diodes
FUNCTION 1	Turn Signal & Marker
FUNCTION 2	Auxiliary
CURRENT DRAW FUNCTION 1	152 mA
CURRENT DRAW FUNCTION 2	123 mA

3 PRONG  
BULLET PLUG



ACCESSORY OPTIONS	PART NUMBER(s)
GROMMETS (PAGE 200)	TGRO-OBR, TGRO-OBRC
WIRE HARNESS (PAGE 201-204)	B Series, S Series, TPIG-3W
BEZELS (PAGE 197)	TBEZ-OBCH2, TBEZ-OBCH3, TBEZ-OBCH4, TBEZ-OBCH5


## DUAL REVOLUTION LED LIGHT SERIES

### 3/4" ROUND

**TLED-BX3AW**  
Amber Marker to  
White Auxiliary

**TLED-BX3AR**  
Amber Marker to  
Red Auxiliary

**CHROME BEZEL INCLUDED**  
All 3/4" Round and Oval LEDs are sold with a Chrome Bezel and Round Grommet except for Twist on 3/4" Round LEDs which have two Gaskets.



**TLED-BX3AW**  
OFF

**FUNCTION 1**  
AMBER MARKER

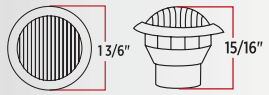
**FUNCTION 2**  
WHITE AUXILIARY



**TLED-BX3AR**  
OFF

**FUNCTION 1**  
AMBER MARKER

**FUNCTION 2**  
RED AUXILIARY



CASE QTY: 100 PCS  
INNER BOX QTY: 20 PCS

### TECHNICAL SPECIFICATIONS

ACCESSORY OPTIONS	PART NUMBER(s)
WIRE HARNESS (PAGE 202)	T Series



DIODES	2 Diodes
FUNCTION 1	Marker
FUNCTION 2	Auxiliary
CURRENT DRAW FUNCTION 1	30 mA
CURRENT DRAW FUNCTION 2	28 mA

# D.O.T. TO AUXILIARY

## 3/4" ROUND

### TLED-BX1AW

Amber Marker to  
White Auxiliary

### TLED-BX1AR

Amber Marker to  
Red Auxiliary



TLED-BX1AW  
OFF

FUNCTION 1  
AMBER MARKER

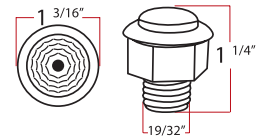
FUNCTION 2  
WHITE AUXILIARY



TLED-BX1AR  
OFF

FUNCTION 1  
AMBER MARKER

FUNCTION 2  
RED AUXILIARY




CASE QTY: 100 PCS  
INNER BOX QTY: 20 PCS

## TECHNICAL SPECIFICATIONS

DIODES	1 Diode
FUNCTION 1	Marker
FUNCTION 2	Auxiliary
CURRENT DRAW FUNCTION 1	30 mA
CURRENT DRAW FUNCTION 2	30 mA

3 BULLET  
PLUGS



ACCESSORY OPTIONS	PART NUMBER(s)
WIRE HARNESS (PAGE 202)	T Series



## DUAL REVOLUTION LED LIGHT SERIES

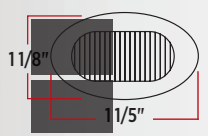
### 3/4" OVAL

**TLED-BX4AW**  
Amber Marker to  
White Auxiliary

**TLED-BX4AR**  
Amber Marker to  
Red Auxiliary



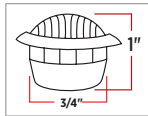
CASE QTY: 100 PCS  
INNER BOX QTY: 20 PCS




### TECHNICAL SPECIFICATIONS

ACCESSORY OPTIONS	PART NUMBER(s)
WIRE HARNESS (PAGE 202)	T Series

**3/4" HOLE  
INSTALLATION**



**3 BULLET  
PLUGS**



<b>DIODES</b>	2 Diodes
<b>FUNCTION 1</b>	Marker
<b>FUNCTION 2</b>	Auxiliary
<b>CURRENT DRAW FUNCTION 1</b>	30 mA
<b>CURRENT DRAW FUNCTION 2</b>	28 mA

# D.O.T. TO AUXILIARY

## 2" STANDARD

### TLED-2XAR

Amber Marker to  
Red Auxiliary




CASE QTY: 100 PCS  
INNER BOX QTY: 20 PCS

### TECHNICAL SPECIFICATIONS

DIODES	7 Diodes
FUNCTION 1	Marker
FUNCTION 2	Auxiliary
CURRENT DRAW FUNCTION 1	67 mA
CURRENT DRAW FUNCTION 2	63 mA

2 PRONG  
BULLET PLUG



ACCESSORY OPTIONS	PART NUMBER(s)
GROMMETS (PAGE 199)	TGRO-2R, TGRO-2RC
WIRE HARNESS (PAGE 201-204)	B Series, S Series, TPIG-2W
BEZELS (PAGE 195-196)	TBEZ-2CH, TBEZ-2CH2, TBEZ-2CH3, TBEZ-2CH4, TBEZ-2CH5

## 0.5" x 17" UNDERMOUNT

### TLED-SXAR

Amber Marker to  
Red Auxiliary




CASE QTY: 50 PCS  
INNER BOX QTY: 10 PCS

### TECHNICAL SPECIFICATIONS

DIODES	24 Diodes
FUNCTION 1	Marker
FUNCTION 2	Auxiliary
CURRENT DRAW FUNCTION 1	200 mA
CURRENT DRAW FUNCTION 2	210 mA

3 BULLET  
PLUGS



ACCESSORY OPTIONS	PART NUMBER(s)
WIRE HARNESS (PAGE 201-202)	T Series, S Series

INSTALLS WITH 3M TAPE & HARDWARE  
INCLUDED



## DUAL REVOLUTION LED LIGHT SERIES

### GENERATION 4

**TLED-G4XAW**  
Amber Marker to White Auxiliary

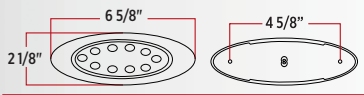


**TLED-G4XAW**  
OFF

**FUNCTION 2**  
WHITE AUXILIARY

**FUNCTION 1**  
AMBER MARKER

CASE QTY: 100 PCS  
INNER BOX QTY: 10 PCS



#### TECHNICAL SPECIFICATIONS

ACCESSORY OPTIONS	PART NUMBER(s)
WIRE HARNESS (PAGE 202)	T Series



<b>DIODES</b>	10 Diodes
<b>FUNCTION 1</b>	Marker
<b>FUNCTION 2</b>	Auxiliary
<b>CURRENT DRAW FUNCTION 1</b>	120 mA
<b>CURRENT DRAW FUNCTION 2</b>	100 mA

### GENERATION 2

**TLED-G2XAW**  
Amber Marker to White Auxiliary

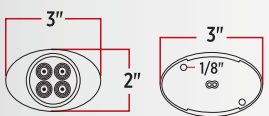


**TLED-G2XAW**  
OFF

**FUNCTION 2**  
WHITE AUXILIARY

**FUNCTION 1**  
AMBER MARKER

CASE QTY: 100 PCS  
INNER BOX QTY: 20 PCS



#### TECHNICAL SPECIFICATIONS

ACCESSORY OPTIONS	PART NUMBER(s)
WIRE HARNESS (PAGE 201-202)	T Series, S Series



<b>DIODES</b>	4 Diodes
<b>FUNCTION 1</b>	Amber Marker
<b>FUNCTION 2</b>	White Auxiliary
<b>CURRENT DRAW FUNCTION 1</b>	60 mA
<b>CURRENT DRAW FUNCTION 2</b>	63 mA

# RETAIL DISPLAYS

## FEATURES & BENEFITS

- Ready to plug into any wall socket
- Qualify to get a free display!
- Interactive sales tool
- Additional product details

## RETAIL BOX OF TLED-4X40

COUNTERTOP & SHELF

TRX-139

Retail Box of 48 Units of TLED-4x40



PERFECT FOR  
COUNTERTOP  
SALES!

18" x 12" x 9"  
L X W X H

## DUAL 3/4" ROUND/OVAL LED

COUNTERTOP & SLOTWALL DISPLAY

TRX-091

Countertop & Slotwall Display



26" x 5" x 3"  
L X W X H



**SMALL DUAL LED**  
COUNTERTOP & SLOTWALL RETAIL DISPLAY

**TRX-092**  
Countertop Display



**TRX-092**  
13" x 3" x 9" (L x W x H)



**TRX-093**  
13" x 3" x 9" (L x W x H)

**TRX-093**  
Slotwall Display



**26" x 11" x 3"**  
L x W x H

**DUAL LED**  
SLOTWALL RETAIL DISPLAY

**TRX-079**  
Slotwall Display

# 4" LEDs

## 4" STANDARD

GROMMET MOUNT

### TLED-419R


Red Stop, Turn & Tail

### TLED-419CR

Clear Red Stop, Turn & Tail



**TLED-419R**  
RED STOP, TURN & TAIL



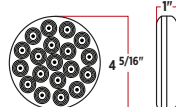
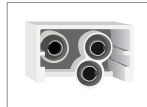
**TLED-419CR**  
CLEAR RED STOP, TURN & TAIL

CASE QTY: 100 PCS  
INNER BOX QTY: 20 PCS

### TECHNICAL SPECIFICATIONS

<b>DIODES</b>	19 Diodes
<b>FUNCTION</b>	Stop, Turn & Tail
<b>CURRENT DRAW</b>	120 mA

3 PRONG  
ADAPTER



## 4" STANDARD

FLANGE MOUNT

### TLED-419CRF

Clear Red Stop, Turn & Tail



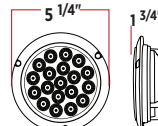

**TLED-419CRF**  
CLEAR RED STOP, TURN & TAIL

CASE QTY: 100 PCS  
INNER BOX QTY: 20 PCS

### TECHNICAL SPECIFICATIONS

<b>DIODES</b>	19 Diodes
<b>FUNCTION</b>	Stop, Turn & Tail
<b>CURRENT DRAW</b>	120 mA

3 BULLET  
PLUGS



### 4" STANDARD ACCESSORIES

ACCESSORY OPTIONS	PART NUMBER(s)
GROMMETS (PAGE 199)	TGRO-4R, TGRO-4RC
WIRE HARNESS (PAGE 201-204)	B Series, S Series, TPIG-3W
BEZELS (PAGE 195-196)	TBEZ-4CH, TBEZ-4CH2, TBEZ-4CH3, TBEZ-4CH4, TBEZ-4CH5

## RETAIL DISPLAY FOR TLED-48R!

Trux also sells the 48R's in a Retail Box of 48 LEDs that can be displayed on your counter top. Go to page 194 to find out more!!




## 4" FLEET GROMMET MOUNT

**TLED-48R**  
Red Stop, Turn & Tail

**TLED-48RG**  
Red Stop, Turn & Tail with Lock Connector

**TLED-48RT**  
Red Stop, Turn & Tail with Super Seal Connector


**TLED-48CR**  
Clear Red Stop, Turn & Tail



**TLED-48R**  
RED STOP, TURN & TAIL




**TLED-48CR**  
CLEAR RED STOP, TURN & TAIL




**TLED-48RG**  
RED STOP, TURN & TAIL

**SUPER SEAL CONNECTOR**



**TLED-48RT**  
RED STOP, TURN & TAIL

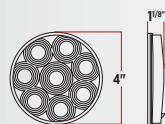
**LOCK CONNECTOR**




CASE QTY: 100 PCS  
INNER BOX QTY: 20 PCS

## TECHNICAL SPECIFICATIONS

PART NUMBER	TLED-48R	TLED-48RG	TLED-48RT	TLED-48CR
DIODES	8 Diodes	8 Diodes	8 Diodes	8 Diodes
FUNCTION	Stop, Turn & Tail	Stop, Turn & Tail	Stop, Turn & Tail	Stop, Turn & Tail
CURRENT DRAW	130 mA	130 mA	130 mA	130 mA
CONNECTION	3 Prong Adapter	Lock Connector to 3 Prong	Super Seal to 3 Prong	3 Prong Adapter



**3 PRONG ADAPTER**



### ACCESSORY OPTIONS

### PART NUMBER(s)

**GROMMETS (PAGE 199)**

TGRO-4R, TGRO-4RC

**WIRE HARNESS (PAGE 201-204)**

B Series, S Series, TPIG-3W

**BEZELS (PAGE 195-196)**

TBEZ-4CH, TBEZ-4CH2, TBEZ-4CH3, TBEZ-4CH4, TBEZ-4CH5

# 4" LEDs

## 4" SUPER DIODE

GROMMET MOUNT

### TLED-417R

Red Stop, Turn & Tail

### TLED-417CR


Clear Red Stop, Turn & Tail

### TLED-417CA

Clear Amber Turn Signal

### TLED-417A

Amber Turn Signal



**TLED-417R**  
RED STOP, TURN & TAIL



**TLED-417CR | TLED-417CA**  
CLEAR RED STOP, TURN & TAIL | CLEAR AMBER TURN SIGNAL



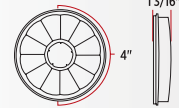

**TLED-417A**  
AMBER TURN SIGNAL

CASE QTY: 40 PCS  
INNER BOX QTY: 5 PCS

### TECHNICAL SPECIFICATIONS

PART NUMBER	TLED-417R	TLED-417CR	TLED-417CA	TLED-417A
DIODES	17 Diodes	17 Diodes	17 Diodes	17 Diodes
FUNCTION	Stop, Turn & Tail	Stop, Turn & Tail	Turn Signal	Turn Signal
CURRENT DRAW	140 mA	140 mA	110 mA	110 mA

3 PRONG  
ADAPTER



## 4" MIRROR

GROMMET MOUNT

### TLED-4MR

Red Stop, Turn & Tail

### TLED-4MCR

Clear Red Stop, Turn & Tail

### TLED-4MCA

Clear Amber Turn Signal

### TLED-4MA

Amber Turn Signal

### TLED-4MW

White Back Up

CASE QTY: 40 PCS  
INNER BOX QTY: 5 PCS



**TLED-4MR**  
RED STOP, TURN & TAIL



**TLED-4MCR | TLED-4MCA**  
**TLED-4MW**  
CLEAR RED STOP, TURN & TAIL | CLEAR AMBER TURN SIGNAL  
WHITE BACK UP




**TLED-4MA**  
AMBER TURN SIGNAL

### TECHNICAL SPECIFICATIONS

PART NUMBER	TLED-4MR	TLED-4MCR	TLED-4MCA	TLED-4MA	TLED-4MW
DIODES	12 Diodes	12 Diodes	12 Diodes	12 Diodes	12 Diodes
FUNCTION	Stop, Turn & Tail	Stop, Turn & Tail	Turn Signal	Turn Signal	Back Up
CURRENT DRAW	150 mA	150 mA	150 mA	150 mA	150 mA

3 PRONG  
ADAPTER







## 4" HIGH DIODE COUNT

GROMMET MOUNT

### 19 DIODES

**TLED-4100R**

Red Stop, Turn & Tail

**TLED-4100W**

White Back Up

**TLED-4100A**

Amber Turn Signal

### 30 DIODES

**TLED-430R**

Red Stop, Turn & Tail

### 40 DIODES

**TLED-40R**


Red Stop, Turn & Tail



**TLED-4100R**  
RED STOP, TURN & TAIL



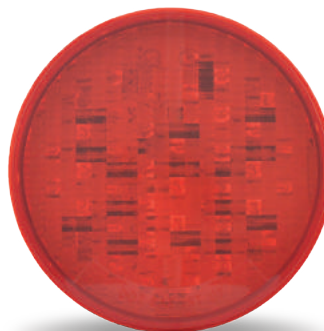
**TLED-4100W**  
WHITE BACK UP



**TLED-4100A**  
AMBER TURN SIGNAL



**TLED-430R**  
RED STOP, TURN & TAIL



**TLED-40R**  
RED STOP, TURN & TAIL

TLED-4100A / TLED-4100R

CASE QTY: 100 PCS

INNER BOX QTY: 20 PCS

TLED-4100W / TLED-40R / TLED-430R

CASE QTY: 40 PCS

INNER BOX QTY: 5 PCS

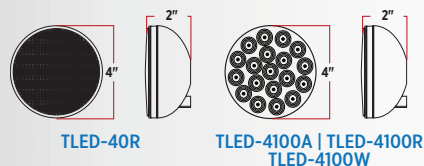
## TECHNICAL SPECIFICATIONS



**3 PRONG ADAPTER**

PART NUMBER	TLED-4100R	TLED-4100W	TLED-4100A	TLED-430R	TLED-40R
<b>DIODES</b>	19 Diodes	19 Diodes	19 Diodes	30 Diodes	40 Diodes
<b>FUNCTION</b>	Stop, Turn & Tail	Back Up	Turn Signal	Stop, Turn & Tail	Stop, Turn & Tail
<b>CURRENT DRAW</b>	110 mA	140 mA	105 mA	250 mA	240 mA

## 4" LED ACCESSORIES



TLED-40R

TLED-4100A | TLED-4100R  
TLED-4100W

ACCESSORY OPTIONS	PART NUMBER(S)
<b>GROMMETS (PAGE 199)</b>	TGRO-4R, TGRO-4RC
<b>WIRE HARNESS (PAGE 201-204)</b>	B Series, S Series, TPIG-3W
<b>BEZELS (PAGE 195-196)</b>	TBEZ-4CH, TBEZ-4CH2, TBEZ-4CH3, TBEZ-4CH4, TBEZ-4CH5

# 4" LEDs

## 4" FLANGE MOUNT

STOP, TURN & TAIL

**TLED-F4R1**  
Red Stop, Turn & Tail

**TLED-F4CR1**  
Clear Red Stop, Turn & Tail



**TLED-F4R1**  
RED STOP, TURN & TAIL



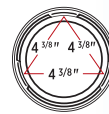
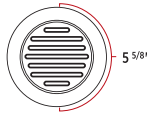
**TLED-F4CR1**  
CLEAR RED STOP, TURN & TAIL

CASE QTY: 100 PCS  
INNER BOX QTY: 20 PCS

### TECHNICAL SPECIFICATIONS

<b>DIODES</b>	49 Diodes
<b>FUNCTION</b>	Stop, Turn & Tail
<b>CURRENT DRAW</b>	138 mA

3 PRONG  
ADAPTER (FEMALE)



### 4" FLATLINE ACCESSORIES

ACCESSORY OPTIONS	PART NUMBER(s)
WIRE HARNESS (PAGE 201-204)	B Series, S Series, TPIG-3W





# OVAL LEDS

LED LIGHTING

## OVAL MIRROR

GROMMET MOUNT



**TLED-OBMA**  
AMBER TURN SIGNAL



**TLED-OBMR**  
RED STOP, TURN & TAIL

**TLED-OBMA**  
Amber Turn Signal

**TLED-OBMR**  
Red Stop, Turn & Tail



**TLED-OBMCA | TLED-OBMCR**  
CLEAR AMBER TURN SIGNAL | CLEAR RED STOP, TURN & TAIL



**TLED-OBMW**  
WHITE BACK UP

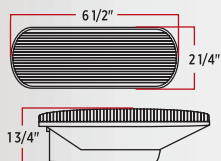
**TLED-OBMCA**  
Clear Amber Turn Signal

**TLED-OBMCR**  
Clear Red Stop, Turn & Tail

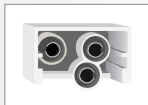
**TLED-OBMW**  
White Back Up

CASE QTY: 100 PCS  
INNER BOX QTY: 20 PCS

### TECHNICAL SPECIFICATIONS




**3 PRONG ADAPTER**



PART NUMBER	TLED-OBMA	TLED-OBMR	TLED-OBMCA	TLED-OBMCR	TLED-OBMW
DIODES	13 Diodes	13 Diodes	13 Diodes	13 Diodes	13 Diodes
FUNCTION	Turn Signal	Stop, Turn & Tail	Turn Signal	Stop, Turn & Tail	Back Up
CURRENT DRAW	70 mA	72 mA	70 mA	72 mA	110 mA

## OVAL STANDARD

GROMMET MOUNT



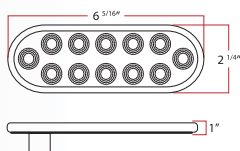
**TLED-012CA | TLED-012CR**  
CLEAR AMBER TURN SIGNAL | CLEAR RED STOP, TURN & TAIL

**TLED-012CA**  
Clear Amber Turn Signal


**TLED-012CR**  
Clear Red Stop, Turn & Tail

CASE QTY: 100 PCS  
INNER BOX QTY: 20 PCS

### TECHNICAL SPECIFICATIONS



**3 PRONG ADAPTER**



PART NUMBER	TLED-012CA	TLED-012CR
DIODES	12 Diodes	12 Diodes
FUNCTION	Turn Signal	Stop, Turn & Tail
CURRENT DRAW	147 mA	147 mA

### OVAL LED ACCESSORIES

ACCESSORY OPTIONS	PART NUMBER(S)
GROMMETS (PAGE 200)	TGRO-OBR, TGRO-OBRC
WIRE HARNESS (PAGE 201-204)	B Series, S Series, TPIG-3W
BEZELS (PAGE 197)	TBEZ-OBCH2, TBEZ-OBH3, TBEZ-OBCH4, TBEZ-OBCH5

# 2" LEDs


## 2" SUPER VALUE GROMMET MOUNT

**TLED-2A**  
Amber Marker


**TLED-2R**  
Red Marker

**TLED-2TA**  
Clear Amber Marker

**TLED-2TR**  
Clear Red Marker



**TLED-2A**  
AMBER MARKER



**TLED-2R**  
RED MARKER



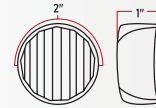

**TLED-2TA | TLED-2TR**  
CLEAR AMBER MARKER | CLEAR RED MARKER

CASE QTY: 200 PCS  
INNER BOX QTY: 20 PCS

### TECHNICAL SPECIFICATIONS

PART NUMBER	TLED-2A	TLED-2R	TLED-2TA	TLED-2TR
DIODES	9 Diodes	9 Diodes	9 Diodes	9 Diodes
FUNCTION	Marker	Marker	Marker	Marker
CURRENT DRAW	39 mA	31 mA	39 mA	31 mA

2 PRONG  
ADAPTER



## 2" CHROME GROMMET MOUNT

**TLED-2XCA**  
Clear Amber Marker

**TLED-2XCR**  
Clear Red Marker

**TLED-2CA**  
Clear Amber Marker

**TLED-2CR**  
Clear Red Marker



**TLED-2XCA | TLED-2XCR**  
CLEAR AMBER MARKER | CLEAR RED MARKER



**TLED-2CA | TLED-2CR**  
CLEAR AMBER MARKER | CLEAR RED MARKER

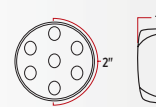

TLED-2CA / TLED-2CR  
CASE QTY: 215 PCS  
INNER BOX QTY: 20 PCS

TLED-2XCA / TLED-2XCR  
CASE QTY: 100 PCS  
INNER BOX QTY: 20 PCS

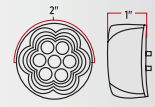
### TECHNICAL SPECIFICATIONS

PART NUMBER	TLED-2XCA	TLED-2XCR	TLED-2CA	TLED-2CR
DIODES	7 Diodes	7 Diodes	7 Diodes	7 Diodes
FUNCTION	Marker	Marker	Marker	Marker
CURRENT DRAW	80 mA	80 mA	39 mA	41 mA

2 PRONG  
ADAPTER



**TLED-2XCA**  
**TLED-2XCR**



**TLED-2CA**  
**TLED-2CR**



## 2" FLATLINE GROMMET MOUNT



**TLED-F2A**  
AMBER MARKER



**TLED-F2R**  
RED MARKER



**TLED-F2CA | TLED-F2CR**  
CLEAR AMBER MARKER | CLEAR RED MARKER

**TLED-F2A**  
Amber Marker

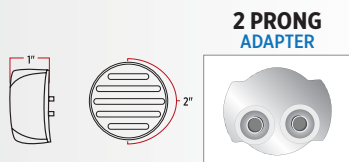
**TLED-F2R**  
Red Marker

**TLED-F2CA**  
Clear Amber Marker

**TLED-F2CR**  
Clear Red Marker

CASE QTY: 100 PCS  
INNER BOX QTY: 20 PCS

### TECHNICAL SPECIFICATIONS



PART NUMBER	TLED-F2A	TLED-F2R	TLED-F2CA	TLED-F2CR
DIODES	9 Diodes	9 Diodes	9 Diodes	9 Diodes
FUNCTION	Marker	Marker	Marker	Marker
CURRENT DRAW	34 mA	35 mA	34 mA	35 mA



**TLED-2BA**  
AMBER MARKER



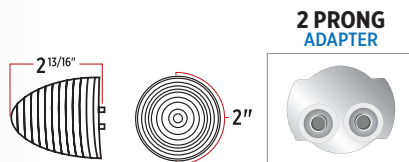
**TLED-2BR**  
RED MARKER

## 2" BEEHIVE GROMMET MOUNT

**TLED-2BA**  
Amber Marker

**TLED-2BR**  
Red Marker

CASE QTY: 100 PCS  
INNER BOX QTY: 10 PCS



### TECHNICAL SPECIFICATIONS

DIODES	9 Diodes
FUNCTION	Marker
CURRENT DRAW	50 mA

### 2" LED ACCESSORIES

ACCESSORY OPTIONS	PART NUMBER(s)
GROMMETS (PAGE 199)	TGRO-2R, TGRO-2RC
WIRE HARNESS (PAGE 202-204)	B Series, TPIG-2W
BEZELS (PAGE 195-196)	TBEZ-2CH, TBEZ-2CH2, TBEZ-2CH3, TBEZ-2CH4, TBEZ-2CH5

# 2.5" LEDs

## 2.5" SUPER VALUE


GROMMET MOUNT

**TLED-2HA**  
Amber Marker


**TLED-2HR**  
Red Marker

**TLED-2HTA**  
Clear Amber Marker

**TLED-2HTR**  
Clear Red Marker



**TLED-2HA**  
AMBER MARKER



**TLED-2HR**  
RED MARKER



**TLED-2HTA | TLED-2HTR**  
CLEAR AMBER MARKER | CLEAR RED MARKER

CASE QTY: 200 PCS  
INNER BOX QTY: 20 PCS

### TECHNICAL SPECIFICATIONS

PART NUMBER	TLED-2HA	TLED-2HR	TLED-2HTA	TLED-2HTR
DIODES	13 Diodes	13 Diodes	13 Diodes	13 Diodes
FUNCTION	Marker	Marker	Marker	Marker
CURRENT DRAW	72 mA	51 mA	72 mA	51 mA

2 PRONG  
ADAPTER



## 2.5" CHROME

GROMMET MOUNT

**TLED-2HCA**  
Clear Amber Marker

**TLED-2HCR**  
Clear Red Marker



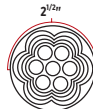

**TLED-2HCA | TLED-2HCR**  
CLEAR AMBER MARKER | CLEAR RED MARKER

CASE QTY: 100 PCS  
INNER BOX QTY: 20 PCS

### TECHNICAL SPECIFICATIONS

PART NUMBER	TLED-2HCA	TLED-2HCR
DIODES	9 Diodes	9 Diodes
FUNCTION	Marker	Marker
CURRENT DRAW	71 mA	52 mA

2 PRONG  
ADAPTER





## 2.5" STANDARD GROMMET MOUNT

**TLED-2HXCA**  
Clear Amber Marker

**TLED-2HXCR**  
Clear Red Marker




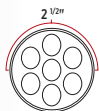
**TLED-2HXCA | TLED-2HXCR**  
CLEAR AMBER MARKER | CLEAR RED MARKER

CASE QTY: 100 PCS  
INNER BOX QTY: 20 PCS

### TECHNICAL SPECIFICATIONS

PART NUMBER	TLED-2HXCA	TLED-2HXCR
DIODES	7 Diodes	7 Diodes
FUNCTION	Marker	Marker
CURRENT DRAW	80 mA	80mA

2 PRONG  
ADAPTER



### 2.5" LED ACCESSORIES

ACCESSORY OPTIONS	PART NUMBER(s)
GROMMETS (PAGE 199)	TGRO-2HRO, TGRO-2HR
WIRE HARNESS (PAGE 202-204)	B Series, TPIG-2W
BEZELS (PAGE 195-196)	TBEZ-2HCH, TBEZ-2HCH2, TBEZ-2HCH3, TBEZ-2HCH4, TBEZ-2HCH5



# GENERATION LEDs

## G4 MARKER

MARKER

**TLED-G4A**  
Amber Marker

**TLED-G4CA**  
Clear Amber Marker

**TLED-G4CR**  
Clear Red Marker

**TLED-G4R**  
Red Marker



**TLED-G4A**  
AMBER MARKER



**TLED-G4R**  
RED MARKER



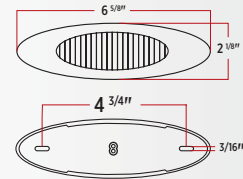
**TLED-G4CA | TLED-G4CR**  
CLEAR AMBER MARKER | CLEAR RED MARKER

CASE QTY: 100 PCS  
INNER BOX QTY: 10 PCS

### TECHNICAL SPECIFICATIONS

PART NUMBER	TLED-G4A	TLED-G4R	TLED-G4CA	TLED-G4CR
DIODES	4 Diodes	4 Diodes	4 Diodes	4 Diodes
FUNCTION	Marker	Marker	Marker	Marker
CURRENT DRAW	30 mA	29.3 mA	30 mA	29.3 mA

2 BULLET  
PLUGS



## G2 MARKER

MARKER

**TLED-G2A**  
Amber Marker

**TLED-G2CA**  
Clear Amber Marker

**TLED-G2CR**  
Clear Red Marker

**TLED-G2R**  
Red Marker



**TLED-G2A**  
AMBER MARKER



**TLED-G2R**  
RED MARKER

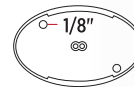
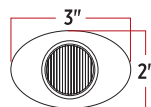

**TLED-G2CA | TLED-G2CR**  
CLEAR AMBER MARKER | CLEAR RED MARKER

CASE QTY: 100 PCS  
INNER BOX QTY: 20 PCS

### TECHNICAL SPECIFICATIONS

DIODES	2 Diodes
FUNCTION	Marker
CURRENT DRAW	40 mA

2 BULLET  
PLUGS







## G4 FLATLINE MARKER



**TLED-FGA**  
AMBER MARKER



**TLED-FGR**  
RED MARKER



**TLED-FGCA | TLED-FGCR**  
CLEAR AMBER MARKER | CLEAR RED MARKER

**TLED-FGA**  
Amber Marker

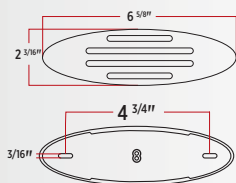
**TLED-FGCA**  
Clear Amber Marker

**TLED-FGCR**  
Clear Red Marker


**TLED-FGR**  
Red Marker

CASE QTY: 100 PCS  
INNER BOX QTY: 20 PCS

### TECHNICAL SPECIFICATIONS



2 BULLET PLUGS



PART NUMBER	TLED-FGA	TLED-FGCA	TLED-FGCR	TLED-FGR
DIODES	32 Diodes	32 Diodes	32 Diodes	32 Diodes
FUNCTION	Marker	Marker	Marker	Marker
CURRENT DRAW	71 mA	71 mA	72 mA	72 mA

## G2 FLATLINE MARKER



**TLED-FG2A**  
AMBER MARKER



**TLED-FG2CA | TLED-FG2CR**  
CLEAR AMBER MARKER | CLEAR RED MARKER



**TLED-FG2R**  
RED MARKER

**TLED-FG2A**  
Amber Marker

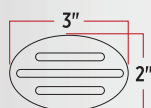
**TLED-FG2CA**  
Clear Amber Marker

**TLED-FG2CR**  
Clear Red Marker

**TLED-FG2R**  
Red Marker

CASE QTY: 100 PCS  
INNER BOX QTY: 20 PCS

### TECHNICAL SPECIFICATIONS



2 BULLET PLUGS



PART NUMBER	TLED-FG2A	TLED-FG2CA	TLED-FG2CR	TLED-FG2R
DIODES	13 Diodes	13 Diodes	13 Diodes	13 Diodes
FUNCTION	Marker	Marker	Marker	Marker
CURRENT DRAW	35 mA	35 mA	40 mA	40 mA

### GENERATION LED ACCESSORIES

ACCESSORY OPTIONS	PART NUMBER(S)
WIRE HARNESS (PAGE 201)	D Series

# GENERATION LEDs



## G4 MARKER CHROME

**TLED-G4XCA**  
Clear Amber Marker

**TLED-G4XCR**  
Clear Red Marker



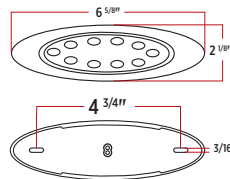

**TLED-G4XCA | TLED-G4XCR**  
CLEAR AMBER MARKER | CLEAR RED MARKER

CASE QTY: 100 PCS  
INNER BOX QTY: 10 PCS

### TECHNICAL SPECIFICATIONS

<b>DIODES</b>	10 Diodes
<b>FUNCTION</b>	Marker
<b>CURRENT DRAW</b>	120 mA

2 BULLET  
PLUGS



## G2 MARKER CHROME

**TLED-G2XCA**  
Clear Amber Marker

**TLED-G2XCR**  
Clear Red Marker



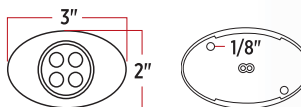

**TLED-G2XCA | TLED-G2XCR**  
CLEAR AMBER MARKER | CLEAR RED MARKER

CASE QTY: 100 PCS  
INNER BOX QTY: 10 PCS

### TECHNICAL SPECIFICATIONS

<b>DIODES</b>	4 Diodes
<b>FUNCTION</b>	Marker
<b>CURRENT DRAW</b>	40 mA

2 BULLET  
PLUGS



### GENERATION LED ACCESSORIES

ACCESSORY OPTIONS	PART NUMBER(S)
WIRE HARNESS (PAGE 201)	D Series



# HEADLIGHT BEZELS

LED LIGHTING

## HEADLIGHT BEZELS

UNIVERSAL




**TU-1029**  
Clear Amber Marker

**TU-1029A**  
Amber Marker

**TU-1029W**  
White Marker

**TU-1029**  
CLEAR AMBER MARKER



**TU-1029A**  
AMBER MARKER

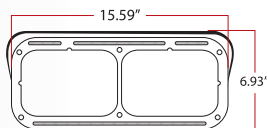


**TU-1029W**  
WHITE MARKER

CASE QTY: 20 PCS  
INNER BOX QTY: 4 PCS

### UNIVERSAL FIT

Trux's Universal Headlight Bezels fit all universal headlight assemblies with 4" x 6" LED Headlights.



### ELECTRICAL WIRING



### TECHNICAL SPECIFICATIONS

<b>DIODES</b>	51 Diodes
<b>FUNCTION</b>	Marker
<b>CURRENT DRAW</b>	550 mA



# MINI LEDs

**CHROME BEZEL INCLUDED**  
 All 3/4" Round and Oval LEDs are sold with a Chrome Bezel and Round Grommet except for Twist on 3/4" Round LEDs which have two Gaskets.

## 3/4" ROUND

### MARKER (2 Wires)

**TLED-B2A**  
 Amber Marker

**TLED-B2R**  
 Red Marker

**TLED-B2CA**  
 Clear Amber Marker

**TLED-B2CR**  
 Clear Red Marker



**TLED-B2A**  
 AMBER MARKER



**TLED-B2R**  
 RED MARKER



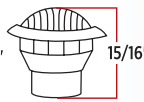
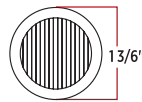
**TLED-B2CA | TLED-B2CR**  
 CLEAR AMBER MARKER | CLEAR RED MARKER

CASE QTY: 100 PCS  
 INNER BOX QTY: 20 PCS

### TECHNICAL SPECIFICATIONS

<b>DIODES</b>	3 Diodes
<b>FUNCTION</b>	Marker
<b>CURRENT DRAW</b>	40 mA

2 BULLET PLUGS



### STOP, TURN, TAIL / TURN SIGNAL / MARKER (3 Wires)

**TLED-B3A**  
 Amber Turn Signal & Marker

**TLED-B3R**  
 Red Stop, Turn & Tail

**TLED-B3CA**  
 Clear Amber Turn Signal & Marker

**TLED-B3CR**  
 Clear Red Stop, Turn & Tail



**TLED-B3A**  
 AMBER TURN SIGNAL & MARKER



**TLED-B3R**  
 RED STOP, TURN & TAIL



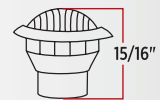

**TLED-B3CA | TLED-B3CR**  
 CLEAR AMBER TURN SIGNAL & MARKER | CLEAR RED STOP, TURN & TAIL

CASE QTY: 100 PCS  
 INNER BOX QTY: 20 PCS

### TECHNICAL SPECIFICATIONS

PART NUMBER	TLED-B3A	TLED-B3R	TLED-B3CA	TLED-B3CR
<b>DIODES</b>	3 Diodes	3 Diodes	3 Diodes	3 Diodes
<b>FUNCTION</b>	Turn Signal & Marker	Stop, Turn & Tail	Turn Signal & Marker	Stop, Turn & Tail
<b>CURRENT DRAW</b>	40 mA	40 mA	40 mA	40 mA

3 BULLET PLUGS





## TWIST ON 3/4" ROUND CHROME REFLECTOR



**TLED-B1A**  
AMBER MARKER



**TLED-B1R**  
RED MARKER

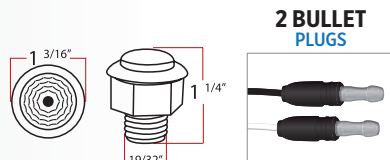
**TLED-B1A**  
Amber Marker

**TLED-B1R**  
Red Marker

CASE QTY: 100 PCS  
INNER BOX QTY: 20 PCS

### TECHNICAL SPECIFICATIONS

PART NUMBER	TLED-B1A	TLED-B1R
DIODES	1 Diode	1 Diode
FUNCTION	Marker	Marker
CURRENT DRAW	35 mA	35 mA



2 BULLET  
PLUGS

## 3/4" OVAL

STOP, TURN, TAIL / TURN SIGNAL / MARKER (3 WIRE)



**TLED-B4A**  
AMBER TURN SIGNAL  
& MARKER



**TLED-B4R**  
RED STOP, TURN & TAIL



**TLED-B4CA | TLED-B4CR**  
CLEAR AMBER TURN SIGNAL & MARKER  
| CLEAR RED STOP, TURN & TAIL

**TLED-B4A**  
Amber Turn Signal & Marker

**TLED-B4CA**  
Clear Amber Turn Signal & Marker

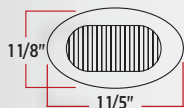
**TLED-B4CR**  
Clear Red Stop Turn & Tail

**TLED-B4R**  
Red Stop, Turn & Tail

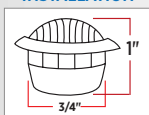
CASE QTY: 100 PCS  
INNER BOX QTY: 20 PCS

### TECHNICAL SPECIFICATIONS


PART NUMBER	TLED-B4A	TLED-B4R	TLED-B4CA	TLED-B4CR
DIODES	2 Diodes	2 Diodes	2 Diodes	2 Diodes
FUNCTION	Turn Signal & Marker	Stop, Turn & Tail	Turn Signal & Marker	Stop, Turn & Tail
CURRENT DRAW	34.2 mA	34.2 mA	34.2 mA	34.2 mA



3/4" HOLE  
INSTALLATION



3 BULLET  
PLUGS



## 3/4" LED ACCESSORIES

ACCESSORY OPTIONS	PART NUMBER(S)
WIRE HARNESS (PAGE 201-202)	D Series, T Series

# CAB LEDS

## PETERBILT CAB MARKER

### WITH HOUSING

#### TLED-PCAB2

Amber Marker



TLED-PCAB2  
AMBER MARKER

#### TLED-PCABC2

Clear Amber Marker



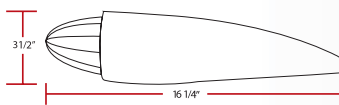
TLED-PCABC2  
CLEAR AMBER MARKER

CASE QTY: 20 PCS  
INNER BOX QTY: 5 PCS

### TECHNICAL SPECIFICATIONS

<b>DIODES</b>	19 Diodes
<b>FUNCTION</b>	Marker
<b>CURRENT DRAW</b>	60 mA

#### ELECTRICAL WIRING



### WITHOUT HOUSING

#### TLED-PCAB

Amber Marker



TLED-PCAB  
AMBER MARKER

#### TLED-PCABC

Clear Amber Marker



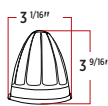

TLED-PCABC  
CLEAR AMBER MARKER

CASE QTY: 50 PCS  
INNER BOX QTY: 10 PCS

### TECHNICAL SPECIFICATIONS

<b>DIODES</b>	19 Diodes
<b>FUNCTION</b>	Marker
<b>CURRENT DRAW</b>	60 mA

#### ELECTRICAL WIRING





## SQUARE CAB MARKER

**WITH HOUSING**  
TLED-CAB2  
Amber Marker

TLED-CABC2  
Clear Amber Marker

### DIRECT REPLACEMENT

Trux's Cab Lights replace OEM  
Cab Lights and Housing



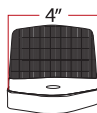
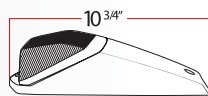
TLED-CAB2  
AMBER MARKER



TLED-CABC2  
CLEAR AMBER MARKER

CASE QTY: 20 PCS  
INNER BOX QTY: 5 PCS

#### ELECTRICAL WIRING



#### TECHNICAL SPECIFICATIONS

DIODES	42 Diodes
FUNCTION	Marker
CURRENT DRAW	146 mA

**WITHOUT HOUSING**  
TLED-CAB  
Amber Marker

TLED-CABC  
Clear Amber Marker




TLED-CAB  
AMBER MARKER



TLED-CABC  
CLEAR AMBER MARKER

CASE QTY: 60 PCS  
INNER BOX QTY: 8 PCS

#### ELECTRICAL WIRING



#### TECHNICAL SPECIFICATIONS

DIODES	42 Diodes
FUNCTION	Marker
CURRENT DRAW	146 mA

# INFINITY LEDs



## INFINITY STANDARD

MARKER

**TLED-INFA**  
Amber Marker



**TLED-INFA**  
AMBER MARKER

**TLED-INFR**  
Red Marker



**TLED-INFR**  
RED MARKER

**TLED-INFCA**  
Clear Amber Marker



**TLED-INFCA | TLED-INFCR**  
CLEAR AMBER MARKER | CLEAR RED MARKER

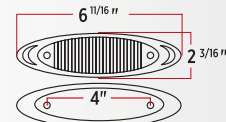

**TLED-INFCR**  
Clear Red Marker

CASE QTY: 100 PCS  
INNER BOX QTY: 20 PCS

### TECHNICAL SPECIFICATIONS

PART NUMBER	TLED-INFA	TLED-INFR	TLED-INFCA	TLED-INFCR
DIODES	13 Diodes	13 Diodes	13 Diodes	13 Diodes
FUNCTION	Marker	Marker	Marker	Marker
CURRENT DRAW	63 mA	64 mA	63 mA	64 mA

2 BULLET  
PLUGS



## INFINITY SMALL

MARKER

**TLED-INF2A**  
Amber Marker



**TLED-INF2A**  
AMBER MARKER

**TLED-INF2R**  
Red Marker



**TLED-INF2R**  
RED MARKER

**TLED-INF2CA**  
Clear Amber Marker



**TLED-INF2CA | TLED-INF2CR**  
CLEAR AMBER MARKER | CLEAR RED MARKER

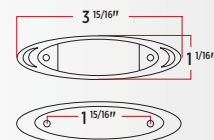

**TLED-INF2CR**  
Clear Red Marker

CASE QTY: 100 PCS  
INNER BOX QTY: 20 PCS

### TECHNICAL SPECIFICATIONS

PART NUMBER	TLED-INF2A	TLED-INF2R	TLED-INF2CA	TLED-INF2CR
DIODES	6 Diodes	6 Diodes	6 Diodes	6 Diodes
FUNCTION	Marker	Marker	Marker	Marker
CURRENT DRAW	19 mA	25 mA	19 mA	26 mA

2 BULLET  
PLUGS



### INFINITY LED ACCESSORIES

ACCESSORY OPTIONS	PART NUMBER(S)
WIRE HARNESS (PAGE 201)	D Series




# RECTANGLE LEDs

## 1" x 4" RECTANGLE MARKER

**TLED-1X4A**  
Amber Marker

**TLED-1X4R**  
Red Marker



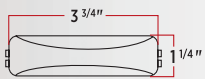
**TLED-1X4A**  
AMBER MARKER



**TLED-1X4R**  
RED MARKER


CASE QTY: 160 PCS  
INNER BOX QTY: 20 PCS

### TECHNICAL SPECIFICATIONS



ACCESSORY OPTIONS	PART NUMBER(S)
MOUNTING BASES (PAGE 203)	TBAS-1X4, TBAS-1X4C

**2 PRONG  
ADAPTER**




<b>DIODES</b>	12 Diodes
<b>FUNCTION</b>	Marker
<b>CURRENT DRAW</b>	40 mA

## 1" x 2" RECTANGLE MARKER

**TLED-1X2A**  
Amber Marker

**TLED-1X2R**  
Red Marker



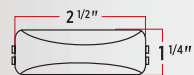
**TLED-1X2A**  
AMBER MARKER



**TLED-1X2R**  
RED MARKER

CASE QTY: 50 PCS  
INNER BOX QTY: 10 PCS

### TECHNICAL SPECIFICATIONS



ACCESSORY OPTIONS	PART NUMBER(S)
MOUNTING BASES (PAGE 203)	TBAS-1X2, TBAS-1X2C

**2 PRONG  
ADAPTER**



<b>DIODES</b>	6 Diodes
<b>FUNCTION</b>	Marker
<b>CURRENT DRAW</b>	39 mA

# TRAILER LEDs



## 2" x 6" STANDARD MARKER

**TLED-2X6A**  
Amber Marker

**TLED-2X6R**  
Red Marker


**TLED-2X6CA**  
Clear Amber Marker

**TLED-2X6CR**  
Clear Red Marker



**TLED-2X6A**  
AMBER MARKER

**TLED-2X6R**  
RED MARKER



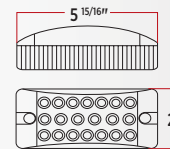

**TLED-2X6CA | TLED-2X6CR**  
CLEAR AMBER MARKER | CLEAR RED MARKER

CASE QTY: 40 PCS  
INNER BOX QTY: 10 PCS

### TECHNICAL SPECIFICATIONS

PART NUMBER	TLED-2X6A	TLED-2X6R	TLED-2X6CA	TLED-2X6CR
DIODES	20 Diodes	20 Diodes	20 Diodes	20 Diodes
FUNCTION	Marker	Marker	Marker	Marker
CURRENT DRAW	70 mA	80 mA	70 mA	80 mA


2 BULLET  
PLUGS



## 2" x 6" REFLECTORIZED MARKER

**TLED-2X6RA**  
Amber Marker

**TLED-2X6RR**  
Red Marker



**TLED-2X6RA**  
AMBER MARKER

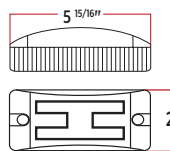
**TLED-2X6RR**  
RED MARKER

CASE QTY: 50 PCS  
INNER BOX QTY: 1PC

### TECHNICAL SPECIFICATIONS

DIODES	8 Diodes
FUNCTION	Marker
CURRENT DRAW	46 mA

2 BULLET  
PLUGS



## 2" x 6" LED ACCESSORIES

ACCESSORY OPTIONS	PART NUMBER(s)
WIRE HARNESS (PAGE 201)	D Series


## 2" x 6" MULTI-DIRECTIONAL MARKER



**TLED-2X6DA**  
AMBER MARKER



**TLED-2X6DR**  
RED MARKER



**TLED-2X6DCA | TLED-2X6DCR**  
CLEAR AMBER MARKER | CLEAR RED MARKER

**TLED-2X6DA**  
Amber Marker

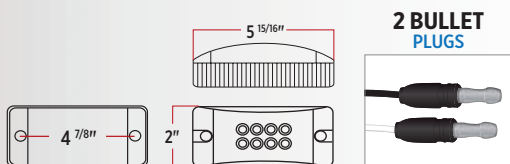
**TLED-2X6DR**  
Red Marker

**TLED-2X6DCA**  
Clear Amber Marker

**TLED-2X6DCR**  
Clear Red Marker

CASE QTY: 40 PCS  
INNER BOX QTY: 10 PCS

### TECHNICAL SPECIFICATIONS



PART NUMBER	TLED-2X6DA	TLED-2X6DR	TLED-2X6DCA	TLED-2X6DCR
DIODES	24 Diodes	24 Diodes	24 Diodes	24 Diodes
FUNCTION	Marker	Marker	Marker	Marker
CURRENT DRAW	56 mA	59 mA	56 mA	59 mA

## 2" x 6" TURN SIGNAL



**TLED-2X6SA**  
AMBER MARKER

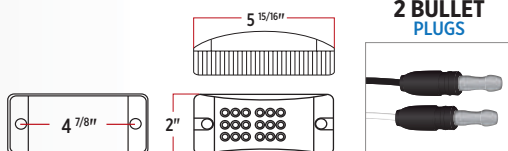


**TLED-2X6SCA**  
CLEAR AMBER MARKER

**TLED-2X6SA**  
Amber Marker

**TLED-2X6SCA**  
Clear Amber Marker

CASE QTY: 35 PCS  
INNER BOX QTY: 1 PC



### TECHNICAL SPECIFICATIONS

DIODES	18 Diodes
FUNCTION	Marker
CURRENT DRAW	64 mA

### 2" x 6" TURN SIGNAL LED ACCESSORIES

ACCESSORY OPTIONS	PART NUMBER(S)
WIRE HARNESS (PAGE 201)	D Series

# MARKER LEDs

## DOUBLE BULLSEYE MARKER

**TLED-BA**  
Amber Marker

**TLED-BR**  
Red Marker



**TLED-BA**  
AMBER MARKER



**TLED-BR**  
RED MARKER

CASE QTY: 100 PCS  
INNER BOX QTY: 20 PCS

### TECHNICAL SPECIFICATIONS

PART NUMBER	TLED-BA	TLED-BR
DIODES	16 Diodes	16 Diodes
FUNCTION	Marker	Marker
CURRENT DRAW	60 mA	50 mA

1 HOT  
WIRE

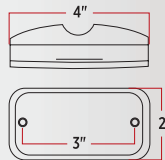


#### ACCESSORY OPTIONS

WIRE HARNESS (PAGE 201)

#### PART NUMBER(s)

S Series



## OVAL HUMP MARKER

**TLED-HOBA**  
Amber Turn Signal & Marker



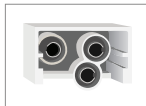
**TLED-HOBA**  
AMBER TURN SIGNAL & MARKER

CASE QTY: 100 PCS  
INNER BOX QTY: 20 PCS

### TECHNICAL SPECIFICATIONS

DIODES	18 Diodes
FUNCTION	Turn Signal & Marker
CURRENT DRAW	130 mA

3 PRONG  
ADAPTER



#### ACCESSORY OPTIONS

GROMMETS (PAGE 200)

WIRE HARNESS (PAGE 201-204)

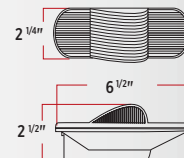
BEZELS (PAGE 197)

#### PART NUMBER(s)

TGRO-OBR, TGRO-OBRC

B Series, S Series, TPIG-3W

TBEZ-OBCH2, TBEZ-OBH3,  
TBEZ-OBCH4, TBEZ-OBCH5





## MARKER PETERBILT

**TLED-PETA**  
Amber Marker

**TLED-PETR**  
Red Marker

**TLED-PETCA**  
Clear Amber Marker

**TLED-PETCR**  
Clear Red Marker

CASE QTY: 100 PCS  
INNER BOX QTY: 20 PCS



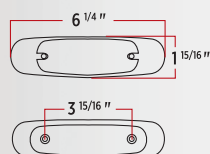
**TLED-PETA**  
AMBER MARKER



**TLED-PETR**  
RED MARKER



**TLED-PETCA | TLED-PETCR**  
CLEAR AMBER MARKER | CLEAR RED MARKER



ACCESSORY OPTIONS	PART NUMBER(S)
WIRE HARNESS (PAGE 201)	S Series

### BULLET PLUG & TERMINAL



### TECHNICAL SPECIFICATIONS

DIODES	12 Diodes
FUNCTION	Marker
CURRENT DRAW	60 mA

## MINI MARKER MARKER

**TLED-FG3A**  
Amber Marker

**TLED-FG3R**  
Red Marker

**TLED-FG3CA**  
Clear Amber Marker

**TLED-FG3CR**  
Clear Red Marker

CASE QTY: 100 PCS  
INNER BOX QTY: 20 PCS



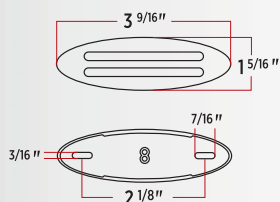
**TLED-FG3A**  
AMBER MARKER



**TLED-FG3R**  
RED MARKER



**TLED-FG3CA | TLED-FG3CR**  
CLEAR AMBER MARKER | CLEAR RED MARKER



### BULLET PLUG & TERMINAL



### TECHNICAL SPECIFICATIONS

PART NUMBER	TLED-FG3A	TLED-FG3R	TLED-FG3CA	TLED-FG3CR
DIODES	8 Diodes	8 Diodes	8 Diodes	8 Diodes
FUNCTION	Marker	Marker	Marker	Marker
CURRENT DRAW	18 mA	19 mA	18 mA	19 mA

ACCESSORY OPTIONS	PART NUMBER(S)
WIRE HARNESS (PAGE 201)	S Series

# PETERBILT LEDs



## FENDER MARKER

PETERBILT

**TLED-PA**  
Amber Marker



BACK

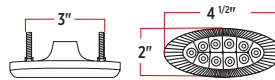

**TLED-PA**  
AMBER MARKER

CASE QTY: 100 PCS  
INNER BOX QTY: 10 PCS

### TECHNICAL SPECIFICATIONS

<b>DIODES</b>	4 Diodes
<b>FUNCTION</b>	Marker
<b>CURRENT DRAW</b>	60 mA

#### ELECTRICAL WIRING



## FLATLINE FENDER MARKER

PETERBILT

**TLED-FPA**  
Amber Marker

**TLED-FPCA**  
Clear Amber Marker



**TLED-FPA**  
AMBER MARKER


**TLED-FPCA**  
CLEAR AMBER MARKER

CASE QTY: 100 PCS  
INNER BOX QTY: 20 PCS

### TECHNICAL SPECIFICATIONS

<b>DIODES</b>	15 Diodes
<b>FUNCTION</b>	Marker
<b>CURRENT DRAW</b>	55 mA

#### BULLET PLUGS & TERMINAL

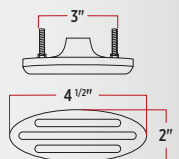


#### ACCESSORY OPTIONS

WIRE HARNESS (PAGE 201)

#### PART NUMBER(S)

D Series





## SIDE HEADLIGHT

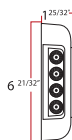
PETERBILT



**TLED-PSH**  
Amber Turn Signal & Marker

**TLED-PSH**  
CLEAR AMBER MARKER

CASE QTY: 100 PCS  
INNER BOX QTY: 10 PCS



**ELECTRICAL WIRING**



### TECHNICAL SPECIFICATIONS

<b>DIODES</b>	24 Diodes
<b>FUNCTION</b>	Marker
<b>CURRENT DRAW</b>	310 mA

## FRONT EMBLEM

PETERBILT



**TS-PETL1A**  
AMBER AUXILIARY



**TS-PETL1B**  
BLUE AUXILIARY



**TS-PETL1G**  
GREEN AUXILIARY



**TS-PETL1R**  
RED AUXILIARY

**TS-PETL1A**  
Amber Auxiliary

**TS-PETL1B**  
Blue Auxiliary

**TS-PETL1G**  
Green Auxiliary

**TS-PETL1R**  
Red Auxiliary

CASE QTY: 40 PCS


### TECHNICAL SPECIFICATIONS

**ELECTRICAL WIRING**



PART NUMBER	TS-PETL1A	TS-PETL1B	TS-PETL1G	TS-PETL1R
<b>DIODES</b>	20 Diodes	20 Diodes	20 Diodes	20 Diodes
<b>FUNCTION</b>	Auxiliary	Auxiliary	Auxiliary	Auxiliary
<b>CURRENT DRAW</b>	180 mA	160 mA	170 mA	190 mA

# FREIGHTLINER LEDs



## SLEEPER MARKER


FREIGHTLINER

### TLED-FLCA

Amber Turn Signal & Marker

### TLED-FLCAC

Clear Amber Turn Signal & Marker



**TLED-FLCA**  
AMBER TURN SIGNAL & MARKER



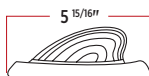

**TLED-FLCAC**  
CLEAR AMBER TURN SIGNAL & MARKER

CASE QTY: 20 PCS  
INNER BOX QTY: 10 PCS

### TECHNICAL SPECIFICATIONS

<b>DIODES</b>	35 Diodes
<b>FUNCTION</b>	Turn Signal & Marker
<b>CURRENT DRAW</b>	130 mA

#### ELECTRICAL WIRING



## CAB MARKER


FREIGHTLINER

### TLED-FTLA


Amber Marker

### TLED-FTLCA

Clear Amber Marker



**TLED-FTLA**  
AMBER MARKER




**TLED-FTLCA**  
CLEAR AMBER MARKER

CASE QTY: 20 PCS  
INNER BOX QTY: 10 PCS

### TECHNICAL SPECIFICATIONS

<b>DIODES</b>	20 Diodes
<b>FUNCTION</b>	Turn Signal & Marker
<b>CURRENT DRAW</b>	50 mA

#### 2 PRONG ADAPTER



#### ACCESSORY OPTIONS

WIRE HARNESS (PAGE 201-204)

#### PART NUMBER(S)

B Series, S Series, TPIG-3W





# KENWORTH LEDs

## FRONT EMBLEM

KENWORTH



**TS-KENL1A**  
AMBER AUXILIARY



**TS-KENL1B**  
BLUE AUXILIARY



**TS-KENL1G**  
GREEN AUXILIARY



**TS-KENL1R**  
RED AUXILIARY

**TS-KENL1A**  
Amber Auxiliary

**TS-KENL1B**  
Blue Auxiliary

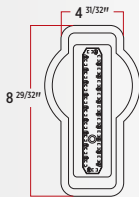
**TS-KENL1G**  
Green Auxiliary

**TS-KENL1R**  
Red Auxiliary

CASE QTY: 30 PCS

### TECHNICAL SPECIFICATIONS

PART NUMBER	TS-KENL1A	TS-KENL1B	TS-KENL1G	TS-KENL1R
DIODES	27 Diodes	27 Diodes	27 Diodes	27 Diodes
FUNCTION	Auxiliary	Auxiliary	Auxiliary	Auxiliary
CURRENT DRAW	180 mA	163 mA	170 mA	194 mA



ELECTRICAL  
WIRING



## SIDE EMBLEM

FREIGHTLINER



**TS-KENL2A**  
AMBER AUXILIARY



**TS-KENL2B**  
BLUE AUXILIARY

**TS-KENL2A**  
Amber Auxiliary

**TS-KENL2B**  
Blue Auxiliary



**TS-KENL2G**  
GREEN AUXILIARY



**TS-KENL2R**  
RED AUXILIARY


**TS-KENL2G**  
Green Auxiliary

**TS-KENL2R**  
Red Auxiliary

CASE QTY: 30 PCS

### TECHNICAL SPECIFICATIONS

PART NUMBER	TS-KENL2A	TS-KENL2B	TS-KENL2G	TS-KENL2R
DIODES	24 Diodes	24 Diodes	24 Diodes	24 Diodes
FUNCTION	Auxiliary	Auxiliary	Auxiliary	Auxiliary
CURRENT DRAW	160 mA	150 mA	150 mA	160 mA



ELECTRICAL  
WIRING



# SLIM LEDs

## 17" SLIM MARKER

**TLED-F17A**  
Amber Marker



**TLED-F17A**  
AMBER MARKER

**TLED-F17R**  
Red Marker



**TLED-F17R**  
RED MARKER

**TLED-F17CA**  
Clear Amber Marker



**TLED-F17CR**  
Clear Red Marker

**TLED-F17CA | TLED-F17CR | TLED-F17W**  
CLEAR AMBER MARKER | CLEAR RED MARKER | WHITE MARKER

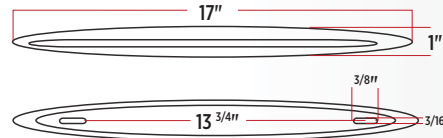
**TLED-F17W**  
White Marker

CASE QTY: 100 PCS  
INNER BOX QTY: 20 PCS

### TECHNICAL SPECIFICATIONS

<b>DIODES</b>	24 Diodes
<b>FUNCTION</b>	Marker
<b>CURRENT DRAW</b>	90 mA

#### ELECTRICAL WIRING



## 9" SLIM MARKER

**TLED-F9A**  
Amber Marker



**TLED-F9A**  
AMBER MARKER

**TLED-F9R**  
Red Marker



**TLED-F9R**  
RED MARKER

**TLED-F9CA**  
Clear Amber Marker



**TLED-F9CR**  
Clear Red Marker

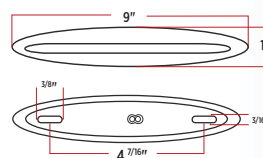

**TLED-F9CA | TLED-F9CR**  
CLEAR AMBER MARKER | CLEAR RED MARKER

CASE QTY: 100 PCS  
INNER BOX QTY: 20 PCS

### TECHNICAL SPECIFICATIONS

<b>DIODES</b>	14 Diodes
<b>FUNCTION</b>	Marker
<b>CURRENT DRAW</b>	60 mA

#### BULLET PLUGS & TERMINAL





**TLED-FG4R**  
RED MARKER



**TLED-FG4A**  
AMBER MARKER



**TLED-FG4CA | TLED-FG4CR**  
CLEAR AMBER MARKER | CLEAR RED MARKER

## 6" SLIM MARKER

**TLED-FG4A**  
Amber Marker

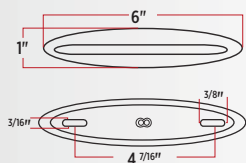
**TLED-FG4R**  
Red Marker

**TLED-FG4CA**  
Clear Amber Marker

**TLED-FG4CR**  
Clear Red Marker

CASE QTY: 100 PCS  
INNER BOX QTY: 20 PCS

### TECHNICAL SPECIFICATIONS



**BULLET PLUGS & TERMINAL**



PART NUMBER	TLED-FG4A	TLED-FG4R	TLED-FG4CA	TLED-FG4CR
DIODES	9 Diodes	9 Diodes	9 Diodes	9 Diodes
FUNCTION	Marker	Marker	Marker	Marker
CURRENT DRAW	31 mA	32 mA	31 mA	32 mA



**TLED-F45R**  
RED MARKER



**TLED-F45A**  
AMBER MARKER



**TLED-F45CA | TLED-F45CR**  
CLEAR AMBER MARKER | CLEAR RED MARKER

## 4.5" SLIM MARKER

**TLED-F45A**  
Amber Marker

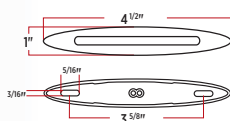
**TLED-F45R**  
Red Marker

**TLED-F45CA**  
Clear Amber Marker

**TLED-F45CR**  
Clear Red Marker

CASE QTY: 100 PCS  
INNER BOX QTY: 20 PCS

### TECHNICAL SPECIFICATIONS



**BULLET PLUGS & TERMINAL**



DIODES	7 Diodes
FUNCTION	Marker
CURRENT DRAW	20 mA

### SLIM LED ACCESSORIES

ACCESSORY OPTIONS	PART NUMBER(S)
WIRE HARNESSES (PAGE 201)	D Series

# DOUBLE FACE LEDs

## ROUND SUPER VALUE

TURN SIGNAL & MARKER

**TLED-DFF**

Amber / Red

**TLED-DFFC**

Clear Amber / Clear Red



**TLED-DFF**  
AMBER TURN SIGNAL  
& MARKER



SIDE



**TLED-DFF**  
RED TURN SIGNAL  
& MARKER



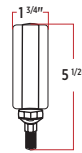
**TLED-DFFC**  
CLEAR AMBER/CLEAR RED  
TURN SIGNAL & MARKER

CASE QTY: 24 PCS  
INNER BOX QTY: 5 PCS

### TECHNICAL SPECIFICATIONS

<b>DIODES</b>	42 Diodes
<b>FUNCTION</b>	Turn Signal & Marker
<b>CURRENT DRAW</b>	180 mA

**ELECTRICAL  
WIRING**



## ROUND SUPER DIODE

TURN SIGNAL & MARKER

**TLED-DFC2**

Amber / Red

**TLED-DFCC2**

Clear Amber / Clear Red



**TLED-DFC2**  
AMBER TURN SIGNAL  
& MARKER



SIDE



**TLED-DFC2**  
RED TURN SIGNAL  
& MARKER



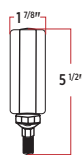
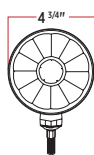
**TLED-DFCC2**  
CLEAR AMBER/CLEAR RED  
TURN SIGNAL & MARKER

CASE QTY: 20 PCS  
INNER BOX QTY: 5 PCS

### TECHNICAL SPECIFICATIONS

<b>DIODES</b>	34 Diodes
<b>FUNCTION</b>	Turn Signal & Marker
<b>CURRENT DRAW</b>	290 mA

**ELECTRICAL  
WIRING**





## ROUND REFLECTOR

TURN SIGNAL & MARKER

**TLED-DFCC3**  
Clear Amber / Clear Red



**TLED-DFCC3**  
CLEAR AMBER TURN  
SIGNAL & MARKER



SIDE

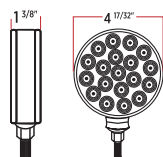


**TLED-DFCC3**  
CLEAR RED TURN  
SIGNAL & MARKER

CASE QTY: 50 PCS  
INNER BOX QTY: 10 PCS

### TECHNICAL SPECIFICATIONS

DIODES	38 Diodes
FUNCTION	Turn Signal & Marker
CURRENT DRAW	180 mA



#### ELECTRICAL WIRING



## "OL-SKUL" ROUND

TURN SIGNAL & MARKER

**TLED-DFO**  
Amber / Red



**TLED-DFO**  
AMBER TURN SIGNAL  
& MARKER



SIDE

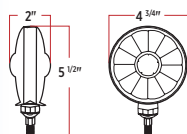


**TLED-DFO**  
RED TURN SIGNAL  
& MARKER

CASE QTY: 20 PCS  
INNER BOX QTY: 5 PCS

### TECHNICAL SPECIFICATIONS

DIODES	38 Diodes
FUNCTION	Turn Signal & Marker
CURRENT DRAW	670 mA



#### ELECTRICAL WIRING



# DOUBLE FACE LEDs

## SQUARE SUPER DIODE

TURN SIGNAL & MARKER

**AMBER / RED**

**TLED-SDFL3**

Driver Side

**TLED-SDFR3**

Passenger Side



TLED-SDFL3 | TLED-SDFR3  
AMBER TURN SIGNAL & MARKER



SIDE



TLED-SDFL3 | TLED-SDFR3  
RED TURN SIGNAL & MARKER

**CLEAR AMBER / CLEAR RED**

**TLED-SDFL3C**

Driver Side

**TLED-SDFR3C**

Passenger Side



TLED-SDFL3C | TLED-SDFR3C  
CLEAR AMBER TURN SIGNAL & MARKER



SIDE



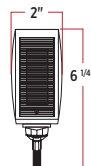
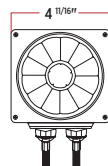
TLED-SDFL3C | TLED-SDFR3C  
CLEAR RED TURN SIGNAL & MARKER

CASE QTY: 20 PCS  
INNER BOX QTY: 5 PCS

### TECHNICAL SPECIFICATIONS

<b>DIODES</b>	38 Diodes
<b>FUNCTION</b>	Turn Signal & Marker
<b>CURRENT DRAW</b>	240 mA

#### ELECTRICAL WIRING





# SQUARE CHROME REFLECTOR

TURN SIGNAL & MARKER

**TLED-SDXC**  
Clear Amber / Clear Red



**TLED-SDXC**  
CLEAR AMBER TURN SIGNAL & MARKER

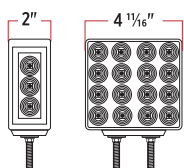


SIDE



**TLED-SDXC**  
CLEAR RED TURN SIGNAL & MARKER

CASE QTY: 50 PCS  
INNER BOX QTY: 10 PCS



**ELECTRICAL WIRING**



## TECHNICAL SPECIFICATIONS

<b>DIODES</b>	38 Diodes
<b>FUNCTION</b>	Turn Signal & Marker
<b>CURRENT DRAW</b>	180 mA



# WATERMELON LEDs



## WATERMELON TURN SIGNAL & MARKER

**TLED-WA**  
Amber Turn Signal & Marker

**TLED-WR**  
Red Turn Signal & Marker

**TLED-WCA**  
Clear Amber Turn Signal & Marker

**TLED-WCR**  
Clear Red Turn Signal & Marker

### FEATURES

Trux's Watermelon LED Reflector Cup & Locking Ring are designed to offer greater luminosity and security.



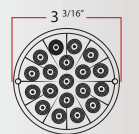
**TLED-WA**  
AMBER TURN SIGNAL & MARKER



**TLED-WR**  
RED TURN SIGNAL & MARKER



**TLED-WCA | TLED-WCR**  
CLEAR AMBER TURN SIGNAL & MARKER |  
CLEAR RED TURN SIGNAL & MARKER




CASE QTY: 100 PCS  
INNER BOX QTY: 20 PCS

### TECHNICAL SPECIFICATIONS

<b>DIODES</b>	19 Diodes
<b>FUNCTION</b>	Turn Signal & Marker
<b>CURRENT DRAW</b>	240 mA

**3 BULLET  
PLUGS**



ACCESSORY OPTIONS	PART NUMBER(s)
<b>WIRE HARNESS (PAGE 201-204)</b>	B Series, S Series, TPIG-3W





# AUXILIARY LEDS

LED LIGHTING

## 0.5" x 17" UNDERMOUNT


AUXILIARY

**TLED-SA**  
Amber Auxiliary

**TLED-SR**  
Red Auxiliary



**TLED-SA**  
AMBER AUXILIARY



**TLED-SR**  
RED AUXILIARY

CASE QTY: 100 PCS  
INNER BOX QTY: 10 PCS



### TECHNICAL SPECIFICATIONS

ACCESSORY OPTIONS	PART NUMBER(s)
WIRE HARNESS (PAGE 201)	D Series

INSTALLS WITH 3M TAPE & HARDWARE  
INCLUDED

2 BULLET  
PLUGS



DIODES 24 Diodes

FUNCTION Auxiliary

CURRENT DRAW 13 mA

## ULTRA THIN CEILING

AUXILIARY

**LARGE**

**TLED-U11**  
Touch Button

**SMALL**

**TLED-U12**  
Touch Button



SIDE



**TLED-U11 | TLED-U12**  
TOUCH SWITCH

**FUNCTION 1**  
LOW

**FUNCTION 2**  
HIGH

TLED-U11

CASE QTY: 25 PCS

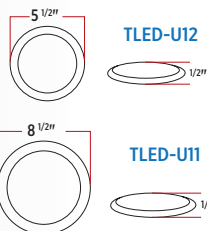
TLED-U12

CASE QTY: 48 PCS

INNER BOX QTY: 12 PCS

### TECHNICAL SPECIFICATIONS

PART NUMBER	TLED-U11	TLED-U12
DIODES	144 Diodes	50 Diodes
FUNCTION 1	Low	Low
FUNCTION 2	High	High
CURRENT DRAW	560 mA	320 mA



ELECTRICAL  
WIRING



# AUXILIARY LEDs

## 3 DIODES AUXILIARY

**TB-C7W**  
White Auxiliary



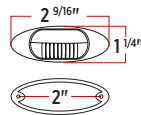
**TB-C7W**  
WHITE UTILITY & LICENSE

CASE QTY: 200 PCS  
INNER BOX QTY: 10 PCS

### TECHNICAL SPECIFICATIONS

<b>DIODES</b>	3 Diodes
<b>FUNCTION</b>	Utility & License
<b>CURRENT DRAW</b>	38 mA

#### ELECTRICAL WIRING



## 5 DIODES AUXILIARY

**TB-C5A**  
Amber Auxiliary



**TB-C5A**  
AMBER AUXILIARY

**TB-C5B**  
Blue Auxiliary



**TB-C5B**  
BLUE AUXILIARY

**TB-C5G**  
Green Auxiliary



**TB-C5G**  
GREEN AUXILIARY

**TB-C5P**  
Purple Auxiliary



**TB-C5P**  
PURPLE AUXILIARY

**TB-C5R**  
Red Auxiliary



**TB-C5R**  
RED AUXILIARY

**TB-C5W**  
White Auxiliary



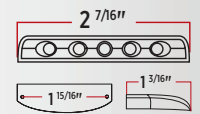

**TB-C5W**  
WHITE AUXILIARY

CASE QTY: 200 PCS  
INNER BOX QTY: 20 PCS

### TECHNICAL SPECIFICATIONS

PART NUMBER	TB-C5A	TB-C5B	TB-C5G	TB-C5P	TB-C5R	TB-C5W
<b>DIODES</b>	5 Diodes	5 Diodes	5 Diodes	5 Diodes	5 Diodes	5 Diodes
<b>FUNCTION</b>	Auxiliary	Auxiliary	Auxiliary	Auxiliary	Auxiliary	Auxiliary
<b>CURRENT DRAW</b>	30 mA	20 mA	20 mA	20 mA	30 mA	30 mA

#### ELECTRICAL WIRING



## 4 DIODES COURTESY



**TB-C4A**  
AMBER COURTESY



**TB-C4B**  
BLUE COURTESY



**TB-C4G**  
GREEN COURTESY



**TB-C4P**  
PURPLE COURTESY



**TB-C4R**  
RED COURTESY



**TB-C4W**  
WHITE COURTESY

**TB-C4A**  
Amber Courtesy

**TB-C4B**  
Blue Courtesy

**TB-C4G**  
Green Courtesy

**TB-C4P**  
Purple Courtesy

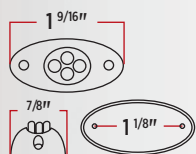
**TB-C4R**  
Red Courtesy

**TB-C4W**  
White Courtesy


CASE QTY: 200 PCS  
INNER BOX QTY: 20 PCS

### TECHNICAL SPECIFICATIONS

PART NUMBER	TB-C4A	TB-C4B	TB-C4G	TB-C4P	TB-C4R	TB-C4W
DIODES	4 Diodes	4 Diodes	4 Diodes	4 Diodes	4 Diodes	4 Diodes
FUNCTION	Courtesy	Courtesy	Courtesy	Courtesy	Courtesy	Courtesy
CURRENT DRAW	20 mA	20 mA	30 mA	30 mA	30 mA	30 mA



#### ELECTRICAL WIRING



# STAR LEDs


## 8" STAR AUXILIARY

**TLED-X1A**  
Amber Auxiliary


**TLED-X1B**  
Blue Auxiliary

**TLED-X1G**  
Green Auxiliary


**TLED-X1R**  
Red Auxiliary




**TLED-X1A**  
AMBER AUXILIARY



**TLED-X1B**  
BLUE AUXILIARY



**TLED-X1G**  
GREEN AUXILIARY



**TLED-X1R**  
RED AUXILIARY

### AIR CLEANERS

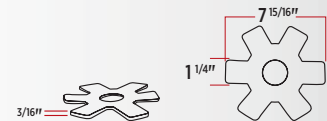

ALL 8" Star LEDs are designed to fit 15" Donaldson & Vortox Air Cleaners.

CASE QTY: 50 PCS

### TECHNICAL SPECIFICATIONS

PART NUMBER	TLED-X1A	TLED-X1B	TLED-X1G	TLED-X1R
DIODES	24 Diodes	24 Diodes	24 Diodes	24 Diodes
FUNCTION	Auxiliary	Auxiliary	Auxiliary	Auxiliary
CURRENT DRAW	150 mA	140 mA	140 mA	150 mA

#### ELECTRICAL WIRING



CLEAN SURFACE WITH WATER & SOAP. INSTALL STAR LED WITH 3M ADHESIVE (INCLUDED). LET STAND FOR 24HRS.

## 5" STAR AUXILIARY

**TLED-X3A**  
Amber Auxiliary


**TLED-X3B**  
Blue Auxiliary

**TLED-X3G**  
Green Auxiliary


**TLED-X3R**  
Red Auxiliary




**TLED-X3A**  
AMBER AUXILIARY



**TLED-X3B**  
BLUE AUXILIARY



**TLED-X3G**  
GREEN AUXILIARY



**TLED-X3R**  
RED AUXILIARY

### AIR CLEANERS

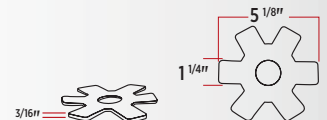

ALL 5" Star LEDs are designed to fit 13" Donaldson Air Cleaners.

CASE QTY: 60 PCS

### TECHNICAL SPECIFICATIONS

PART NUMBER	TLED-X3A	TLED-X3B	TLED-X3G	TLED-X3R
DIODES	24 Diodes	24 Diodes	24 Diodes	24 Diodes
FUNCTION	Auxiliary	Auxiliary	Auxiliary	Auxiliary
CURRENT DRAW	140 mA	180 mA	180 mA	170 mA

#### ELECTRICAL WIRING



CLEAN SURFACE WITH WATER & SOAP. INSTALL STAR LED WITH 3M ADHESIVE (INCLUDED). LET STAND FOR 24HRS.

# LED BULBS



## 1 FUNCTION

**TB-S1156A**  
Amber Marker

**TB-S1156R**  
Red Marker

**TB-S1156W**  
White Marker



**TB-S1156A | TB-S1157A**  
AMBER MARKER



**TB-S1156R | TB-S1157R**  
RED MARKER



**TB-S1156W | TB-S1157W**  
WHITE MARKER

## 1156 / 1157 BULBS

MARKER

## 2 FUNCTIONS

**TB-S1157A**  
Amber Marker

**TB-S1157R**  
Red Marker

**TB-S1157W**  
White Marker

CASE QTY: 250 PCS  
INNER BOX QTY: 50 PCS

### TECHNICAL SPECIFICATIONS

DIODES	13 Diodes
FUNCTION	1 Function
CURRENT DRAW	50 mA

## 1 FUNCTION

**TB-SP3156A**  
Amber Marker

**TB-SP3156R**  
Red Marker

**TB-SP3156W**  
White Marker



**TB-SP3156A | TB-SP3157A**  
AMBER MARKER



**TB-SP3156R | TB-SP3157R**  
RED MARKER



**TB-SP3156W | TB-SP3157W**  
WHITE MARKER

## 3156 / 3157 BULBS

MARKER

## 2 FUNCTIONS

**TB-SP3157A**  
Amber Marker

**TB-SP3157R**  
Red Marker

**TB-SP3157W**  
White Marker

CASE QTY: 250 PCS  
INNER BOX QTY: 50 PCS

### TECHNICAL SPECIFICATIONS

DIODES	13 Diodes
FUNCTION	2 Function
CURRENT DRAW	50 mA

# LED BULBS



## 194 BULBS

### WITHOUT LENS

**TB-SP2128A**

Amber



**TB-SP2128A**  
AMBER REPLACEMENT



**TB-SP2128B**  
BLUE REPLACEMENT



**TB-SP2128G**  
GREEN REPLACEMENT

**TB-SP2128B**

Blue

**TB-SP2128G**

Green

**TB-SP2128R**

Red



**TB-SP2128R**  
RED REPLACEMENT



**TB-SP2128W**  
WHITE REPLACEMENT

**TB-SP2128W**

White

### WITH LENS

**TB-SP3037A**

Amber



**TB-SP3037A**  
AMBER REPLACEMENT



**TB-SP3037B**  
BLUE REPLACEMENT



**TB-SP3037G**  
GREEN REPLACEMENT

**TB-SP3037B**

Blue

**TB-SP3037G**

Green

**TB-SP3037R**

Red



**TB-SP3037R**  
RED REPLACEMENT



**TB-SP3037W**  
WHITE REPLACEMENT

**TB-SP3037W**

White

CASE QTY: 500 PCS  
INNER BOX QTY: 100 PCS  
2 PER PACK

### TECHNICAL SPECIFICATIONS

<b>DIODES</b>	1 Diode
<b>CURRENT DRAW</b>	10 mA

# RETAIL DISPLAYS

RETAIL DISPLAYS

**RETAIL DISPLAY**  
Fits Perfects on a Countertop  
or Gondola shelf. A true  
SPACE SAVER!

## RETAIL BOX OF 48R

COUNTERTOP & SHELF

**TRX-136**  
Retail Box of 48 Units TLED-48R



18" x 12" x 9"  
L X W X H

## STANDARD LED

SLOTWALL DISPLAY

**TRX-094**  
Slotwall Display



27" x 2" x 22.75"  
L X W X H

## 3/4" ROUND/OVAL LED

COUNTERTOP & SLOTWALL DISPLAY

**TRX-091**  
Countertop & Slotwall Display



26" x 5" x 3"  
L X W X H

# BEZELS

## ROUND LOCK ON

CHROME PLASTIC

### 2" ROUND

TBEZ-2CH4

TBEZ-2CH5

with Visor



TBEZ-2CH4



TBEZ-2CH5  
WITH VISOR

### 2.5" ROUND

TBEZ-2HCH4

TBEZ-2HCH5

with Visor



TBEZ-2HCH4



TBEZ-2HCH5  
WITH VISOR

### 4" ROUND

TBEZ-4CH4

TBEZ-4CH5

with Visor



TBEZ-4CH4



TBEZ-4CH5  
WITH VISOR

### LOCK ON TECHNOLOGY

The 4 special tabs attached behind the bezel, grip under the grommet and lock once you twist adequately. EASY & QUICK INSTALLATION!



### TECHNICAL SPECIFICATIONS

PART NUMBER	TBEZ-2CH4	TBEZ-2CH5	TBEZ-2HCH4	TBEZ-2HCH5	TBEZ-4CH4	TBEZ-4CH5
SIZE	2"	2"	2.5"	2.5"	4"	4"
BEZEL TYPE	Lock On	Lock On with Visor	Lock On	Lock On with Visor	Lock On	Lock On with Visor
SOLD	Individually	Individually	Individually	Individually	Individually	Individually
CASE QTY	200 PCS	200 PCS	200 PCS	200 PCS	200 PCS	200 PCS



## ROUND SCREW ON

CHROME PLASTIC



**TBEZ-2CH**  
WITH VISOR & LIP



**TBEZ-2CH2**  
WITH VISOR



**TBEZ-2CH3**

### 2" ROUND

**TBEZ-2CH**

with Visor & Lip

**TBEZ-2CH2**

with Visor

**TBEZ-2CH3**



**TBEZ-2HCH**  
WITH VISOR & LIP



**TBEZ-2HCH2**  
WITH VISOR



**TBEZ-2HCH3**

### 2.5" ROUND

**TBEZ-2HCH**

with Visor & Lip

**TBEZ-2HCH2**

with Visor

**TBEZ-2HCH3**



**TBEZ-4CH**  
WITH VISOR & LIP



**TBEZ-4CH2**  
WITH VISOR



**TBEZ-4CH3**

### 4" ROUND

**TBEZ-4CH**

with Visor & Lip

**TBEZ-4CH2**

with Visor

**TBEZ-4CH3**

## TECHNICAL SPECIFICATIONS

PART NUMBER	TBEZ-2CH	TBEZ-2CH2	TBEZ-2CH3	TBEZ-2HCH	TBEZ-2HCH2	TBEZ-2HCH3	TBEZ-4CH	TBEZ-4CH2	TBEZ-4CH3
SIZE	2"	2"	2"	2.5"	2.5"	2.5"	4"	4"	4"
BEZEL TYPE	Screw On with Visor & Lip	Screw On with Visor	Screw On	Screw On with Visor & Lip	Screw On with Visor	Screw On	Screw On with Visor & Lip	Screw On with Visor	Screw On
WHAT'S INCLUDED	2 Screws	2 Screws	2 Screws	2 Screws	2 Screws	2 Screws	3 Screws	3 Screws	3 Screws
SOLD	Individually	Individually	Individually	Individually	Individually	Individually	Individually	Individually	Individually
CASE / INNER QTY	200 PCS	200 PCS	400 / 100 PCS	200 PCS	150 PCS	500 PCS	100 PCS	100 PCS	200 PCS

# BEZELS

## OVAL LOCK ON

CHROME PLASTIC

TBEZ-OBCH4

TBEZ-OBCH5  
with Visor




TBEZ-OBCH4



TBEZ-OBCH5  
WITH VISOR

### TECHNICAL SPECIFICATIONS

PART NUMBER	TBEZ-OBCH4	TBEZ-OBCH5
SHAPE	Oval	Oval
BEZEL TYPE	Lock On	Lock On with Visor
SOLD	Individually	Individually
CASE QTY	200 PCS	200 PCS



### LOCK ON TECHNOLOGY

The 4 special tabs attached behind the bezel, grip under the grommet and lock once you twist adequately. EASY & QUICK INSTALLATION!

## OVAL SCREW ON

CHROME PLASTIC

TBEZ-OBCH2  
with Visor

TBEZ-OBCH3



TBEZ-OBCH2  
WITH VISOR



TBEZ-OBCH3

### TECHNICAL SPECIFICATIONS

PART NUMBER	TBEZ-OBCH2	TBEZ-OBCH3
SHAPE	Oval	Oval
BEZEL TYPE	Screw On with Visor	Screw On
WHAT'S INCLUDED	4 Screws	4 Screws
SOLD	Individually	Individually
CASE / INNER QTY	100 PCS	200 / 100 PCS



## SQUARE SCREW ON

CHROME PLASTIC

**TBEZ-SQR**  
with Visor



**TBEZ-SQR**  
WITH VISOR

### TECHNICAL SPECIFICATIONS

<b>SHAPE</b>	Rectangle	<b>WHAT'S INCLUDED</b>	3 Screws
<b>BEZEL TYPE</b>	Screw On with Visor	<b>SOLD</b>	Individually
		<b>CASE QTY</b>	80 PCS

## SECURITY LOCK RING


STAINLESS STEEL

**TBEZ-4LR**  
4" Round Bezel

**TBEZ-OLR**  
Oval Bezel



**TBEZ-4LR**



**TBEZ-OLR**

### TECHNICAL SPECIFICATIONS

PART NUMBER	TBEZ-4LR	TBEZ-OLR
<b>SHAPE</b>	4" Round	Oval
<b>BEZEL TYPE</b>	Locking Ring	Locking Ring
<b>SOLD</b>	Individually	Individually
<b>CASE / INNER QTY</b>	100 / 20 PCS	100 / 20 PCS

### LOCKING RING TECHNOLOGY

Secured Locking Ring provides greater protection for your LEDs from theft.

# GROMMETS

## ROUND RUBBER GROMMET

### 2" ROUND

TGRO-2R

2" Open Back



TGRO-2R  
OPEN BACK



TGRO-2RC  
CLOSED BACK

TGRO-2RC

2" Closed Back

### 2.5" ROUND

TGRO-2HRO

2.5" Open Back



TGRO-2HRO  
OPEN BACK



TGRO-2HR  
CLOSED BACK

TGRO-2HR

2.5" Closed Back

### 4" ROUND

TGRO-4R

4" Open Back



TGRO-4R  
OPEN BACK



TGRO-4RC  
CLOSED BACK

TGRO-4RC

4" Closed Back

## TECHNICAL SPECIFICATIONS

PART NUMBER	TGRO-2R	TGRO-2RC	TGRO-2HRO	TGRO-2HR	TGRO-4R	TGRO-4RC
SIZE	2"	2"	2.5"	2.5"	4"	4"
BACK GROMMET	Open Back	Closed Back	Open Back	Closed Back	Open Back	Closed Back
COMPATIBLE LED SHAPE	2" Round	2" Round	2.5" Round	2.5" Round	4" Round	4" Round
MATERIAL	Rubber	Rubber	Rubber	Rubber	Rubber	Rubber
SOLD	Individually	Individually	Individually	Individually	Individually	Individually
CASE / INNER QTY	400 / 50 PCS	200 PCS	400 / 50 PCS	200 PCS	100 PCS	100 PCS



**TGRO-OBR**  
OPEN BACK



**TGRO-OBRC**  
CLOSED BACK

## OVAL RUBBER GROMMET

**TGRO-OBR**  
Open Back

**TGRO-OBRC**  
Closed Back

### THE DIFFERENCE!

Choosing either an Open Back or Closed back grommet is based on the protection and location of your LED light. If you are installing an LED light that is closer to the road surface, then the Closed Back Grommet is the advisable choice, due to its extra protection against all weather elements.



The LED wiring can be passed through the the hole or slit of the closed back grommet to allow maximum protection of the LED.

### TECHNICAL SPECIFICATIONS

PART NUMBER	TGRO-OBR	TGRO-OBRC
SHAPE	Oval	Oval
BACK GROMMET	Open Back	Closed Back
COMPATIBLE LED SHAPE	Oval	Oval
MATERIAL	Rubber	Rubber
SOLD	Individually	Individually
CASE / INNER QTY	200 PCS	100 PCS



**TGRO-SQR**  
OPEN BACK

## SQUARE RUBBER GROMMET

**TGRO-SQR**  
Open Back

### TECHNICAL SPECIFICATIONS

SHAPE	Rectangle	MATERIAL	Rubber
BACK GROMMET	Open Back	SOLD	Individually
COMPATIBLE LED SHAPE	Rectangle	CASE / INNER QTY	50 PCS

## LED STROBE FLASHER

**TU-1007**  
3 Impulse Strobe



### TECHNICAL SPECIFICATIONS

INSTALLATION	FUNCTION	3 Impulse Strobe
Connect the LED Strobe Adapter to your LED Wiring to achieve the Strobe effect.	SOLD	Individually

# WIRING

## FEMALE WIRE HARNESSES

### SINGLE SERIES

**S608**  
8" Spacing

**S610**  
10" Spacing

**S612**  
12" Spacing



S608 | S610 | S612  
100 FT. SPOOL

### TECHNICAL SPECIFICATIONS

PART NUMBER	S608	S610	S612
PIGTAIL TYPE	Single Terminal	Single Terminal	Single Terminal
SPOOL LENGTH	100 Feet	100 Feet	100 Feet
CONNECTOR SPACING	8" Spacing	10" Spacing	12" Spacing
TOTAL PLUGS	131 Plugs	110 Plugs	92 Plugs
SOLD	Spool	Spool	Spool

SINGLE FEMALE PIGTAIL



### DOUBLE SERIES


**D604**  
4" Spacing

**D606**  
6" Spacing

**D608**  
8" Spacing

**D610**  
10" Spacing

**D612**  
12" Spacing



D604 | D606 | D608 | D610 | D612  
100 FT. SPOOL

### TECHNICAL SPECIFICATIONS

PART NUMBER	D604	D606	D608	D610	D612
CONNECTOR TYPE	Double Terminal	Double Terminal	Double Terminal	Double Terminal	Double Terminal
SPOOL LENGTH	100 Feet	100 Feet	100 Feet	100 Feet	100 Feet
CONNECTOR SPACING	4" Spacing	6" Spacing	8" Spacing	10" Spacing	12" Spacing
TOTAL PLUGS	234 Plugs	168 Plugs	131 Plugs	110 Plugs	92 Plugs
SOLD	Spool	Spool	Spool	Spool	Spool

DOUBLE FEMALE PIGTAIL



## FEMALE WIRE HARNESES

### TRIPLE SERIES

**T604**  
4" Spacing


**T606**  
6" Spacing

**T608**  
8" Spacing

### TRIPLE SERIES

**T610**  
10" Spacing

**T612**  
12" Spacing



T604 | T606 | T608 | T610 | T612  
100 FT. SPOOL

TRIPLE FEMALE PIGTAIL



### TECHNICAL SPECIFICATIONS

PART NUMBER	T604	T606	T608	T610	T612
PIGTAIL TYPE	Triple Terminal	Triple Terminal	Triple Terminal	Triple Terminal	Triple Terminal
SPOOL LENGTH	100 Feet	100 Feet	100 Feet	100 Feet	100 Feet
CONNECTOR SPACING	4" Spacing	6" Spacing	8" Spacing	10" Spacing	12" Spacing
TOTAL PLUGS	220 Plugs	150 Plugs	131 Plugs	110 Plugs	92 Plugs

## MALE WIRE HARNESES

### 3 PRONG

**B612**  
12" Spacing

2 PRONG MALE PLUG



3 PRONG MALE PLUG



**B612**  
100 FT. SPOOL



B607 | B608 | B609 | B610 | B611  
100 FT. SPOOL

### 2 PRONG

**B607**  
4" Spacing

**B608**  
6" Spacing

**B609**  
8" Spacing

**B610**  
10" Spacing

**B611**  
12" Spacing

### TECHNICAL SPECIFICATIONS

PART NUMBER	B607	B608	B609	B610	B611	B612
CONNECTOR TYPE	2 Prong Male	2 Prong Male	2 Prong Male	2 Prong Male	2 Prong Male	3 Prong Male
SPOOL LENGTH	100 Feet	100 Feet	100 Feet	100 Feet	100 Feet	100 Feet
CONNECTOR SPACING	4" Spacing	6" Spacing	8" Spacing	10" Spacing	12" Spacing	12" Spacing
TOTAL PLUGS	234 Plugs	168 Plugs	131 Plugs	110 Plugs	92 Plugs	92 Plugs

# CONNECTIONS & BASES


## LOAD RESISTORS

### TU-1005


21 Watts

### TU-1039

80 Watts



**TU-1005**  
21 WATT CURRENT DRAW



**TU-1039**  
80 WATT CURRENT DRAW

### TECHNICAL SPECIFICATIONS

PART NUMBER	TU-1005	TU-1039
CURRENT DRAW	21 Watts	80 Watts
COMPATIBILITY	LED Lighting	LED Headlights
WHAT'S INCLUDED	N/A	4 Screws
SOLD	Individually	Individually

### THE PURPOSE

Load Resistors are used for trucks that are not LED compatible. Connecting a load resistor will compensate the low power wattage of LEDs.

## MOUNTING BASES

### 1" x 2" BASE

#### TBAS-1X2

with Hot Wire



**TBAS-1X2**



**TBAS-1X2C**  
CHROME


#### TBAS-1X2C

with Hot Wire

### 1" x 4" BASE

#### TBAS-1X4

with Hot Wire



**TBAS-1X4**



**TBAS-1X4C**  
CHROME

#### TBAS-1X4C

with Hot Wire

### TECHNICAL SPECIFICATIONS

PART NUMBER	TBAS-1X2	TBAS-1X2C	TBAS-1X4	TBAS-1X4C
SIZE	1" x 2"	1" x 2"	1" x 4"	1" x 4"
MATERIAL	PVC	Chrome	PVC	Chrome
WHAT'S INCLUDED	Hot Wire & 2 Screws	N/A	2 Hot Wires & 2 Screws	2 Hot Wires & 2 Screws
SOLD	Individually	Individually	Individually	Individually



## CONVERSION PLUGS

### TRUCK LIGHTING

#### TPIG-L1

Superseal to 3 Prong Pigtail



**TPIG-L1**  
SUPERSEAL TO 3 PRONG PIGTAIL

#### TPIG-L2

Lock Connector to 3 Prong Pigtail



**TPIG-L2**  
LOCK CONNECTOR TO 3 PRONG PIGTAIL

### HEADLIGHTS

#### TPIG-H1

H4 Headlight Extension

#### TPIG-H2


Anti Flicker

#### TPIG-H3

Motorcycle Connector



**TPIG-H1**  
H4 EXTENSION



**TPIG-H2**  
ANTI FLICKER



**TPIG-H3**  
MOTORCYCLE CONNECTOR

### TECHNICAL SPECIFICATIONS

PART NUMBER	TPIG-L1	TPIG-L2	TPIG-H1	TPIG-H2	TPIG-H3
CONNECTOR TYPE	3 Prong	3 Prong	H4 (Female)	H4 (Female) to H13 (Male)	Motorcycle to H4 (Female)
FUNCTION	3 Prong Conversion	3 Prong Conversion	H4 Extension	Anti Flicker	Motorcycle Conversion
WHAT'S INCLUDED	N/A	N/A	N/A	Nut, Bolt & Washers	N/A
SOLD	Individually	Individually	Individually	Individually	Individually

## PIGTAILS

### TRUCK LIGHTING

#### TPIG-2W

2 Prong

#### TPIG-3W

3 Prong



**TPIG-2W**  
2 PRONG



**TPIG-3W**  
2 PRONG

### TECHNICAL SPECIFICATIONS

PART NUMBER	TPIG-2W	TPIG-3W
CONNECTOR TYPE	2 Prong Male	3 Prong Male
SOLD	Individually	Individually

### 2 or 3 PRONG?

Always check the connection requirements for the LED Light before purchasing the corresponding Pigtail.

# INSTALLATION

## SPLIT LOOMS

**TEC-5140-#C**  
0.25" Split Loom

**TEC-5141-#C**  
0.375" Split Loom

**TEC-5142-#C**  
0.5" Split Loom

### CHOOSING YOUR COLOR

NOTE: View the color chart below to select your color preference. The Color number is to be indicated at the # symbol in the Part Numbers below.



### TECHNICAL SPECIFICATIONS

PART NUMBER	TEC-5140-#C	TEC-5141-#C	TEC-5142-#C
ROLL LENGTH	100 Ft.	100 Ft.	100 Ft.
LOOM THICKNESS	0.25"	0.375"	0.5"
MATERIAL	Polyethylene	Polyethylene	Polyethylene
SOLD	Roll	Roll	Roll

### COLOR CHART

COLOR	#	COLOR	#
Black	0	White	6
Blue	1	Yellow	7
Green	3	Purple	9
Red	5		

EXAMPLE: TEC-5141-9C (PURPLE 0.375" Split Loom)

## BUTT CONNECTORS

### 12/10 GAUGE

**TEC-1900C**  
Regular



**TEC-1900C**  
REGULAR



**TEC-6000B**  
HEAT SHRINK

**TEC-6000B**  
Heat Shrink

### 16/14 GAUGE

**TEC-1800C**  
Regular



**TEC-1800C**  
REGULAR



**TEC-5900B**  
HEAT SHRINK

**TEC-5900B**  
Heat Shrink

### TECHNICAL SPECIFICATIONS

PART NUMBER	TEC-1900C	TEC-6000B	TEC-1800C	TEC-5900B
CONNECTOR COLOR	Yellow	Yellow	Blue	Blue
REGULAR OR HEAT SHRINK	Regular	Heat Shrink	Regular	Heat Shrink
SOLD	100 Pack	25 Pack	100 Pack	25 Pack

## CHOOSING YOUR COLOR

NOTE: View the color chart below to select your color preference. The Color number is to be indicated at the # symbol in the Part Numbers below.



### COLOR CHART

COLOR	#	COLOR	#
Black	0	White	6
Blue	1	Yellow	7
Green	3	Purple	9
Red	5		

EXAMPLE: TEC-7066-5C (RED 7.5" WIRE TIES)

## WIRE TIES

TEC-7066-#C  
7.5" Length

TEC-7067-#C  
11" Length

TEC-7068-#C  
14" Length

### TECHNICAL SPECIFICATIONS

PART NUMBER	TEC-7066-#C	TEC-7067-#C	TEC-7068-#C
TIE LENGTH	7.5"	11"	14"
MATERIAL	Nylon	Nylon	Nylon
SOLD	100 Pack	100 Pack	100 Pack

## PRIMARY WIRES

TEC-8114-#C  
14 Gauge



### COLOR CHART

COLOR	#	COLOR	#
Black	0	White	6
Blue	1	Yellow	7
Green	3	Purple	9
Red	5		

EXAMPLE: TEC-8114-3C (GREEN PRIMARY WIRE)

### TECHNICAL SPECIFICATIONS

PART NUMBER	TEC-8114-#C
ROLL LENGTH	100 Ft.
WIRE GAUGE	14 Ga.
SOLD	100 Ft. Roll

# COMPLETE WHEEL KITS

## COMPLETE KITS

UNIVERSAL

### CHROME ABS PLASTIC

#### THUB-C1

Front & Rear Axle Covers  
& Nut Covers



#### RETAIL BOX

Our BEST SELLING Wheel Accessory Kits are now sold in their very own RETAIL BOX!!

### TECHNICAL SPECIFICATIONS

#### KIT INCLUDES

2 x Chrome ABS Plastic Front Axle Covers  
4 x Chrome ABS Plastic Rear Axle Covers  
60 x Chrome ABS Plastic Threaded 33mm Nut Covers  
1 x Nut Cover Tool

#### DESIGNED TO FIT

Most 11.25" Bolt Circle/Center Applications  
Most 20", 22.5" & 24.5" Wheels

### POINTED CHROME ABS PLASTIC

#### THUB-C4

Front & Rear Axle Covers  
& Nut Covers



### TECHNICAL SPECIFICATIONS

#### KIT INCLUDES

2 x Chrome ABS Plastic Pointed Front Axle Covers  
4 x Chrome ABS Plastic Pointed Rear Axle Covers  
60 x Chrome ABS Plastic Threaded 33mm Pointed Nut Covers  
1 x Nut Cover Tool

#### DESIGNED TO FIT

Most 11.25" Bolt Circle/Center Applications  
Most 20", 22.5" & 24.5" Wheels



# ONE BOX FITS ONE TRUCK



## COMPLETE KITS UNIVERSAL

### CHROME METAL THUB-C2 Front & Rear Hubcaps & Nut Covers

#### TECHNICAL SPECIFICATIONS

##### DESIGNED TO FIT

Most 11.25" Bolt Circle/Center Applications  
Most 20", 22.5" & 24.5" Wheels

##### KIT INCLUDES

2 x Chrome Metal 6 Notch Universal (6, 5 or 4 Notch) Front Hubcaps  
4 x Chrome Metal 8" Inner Diameter Rear Hubcaps  
60 x Chrome ABS Plastic Push On 33mm Nut Covers



### STAINLESS STEEL THUB-C3 Front & Rear Hubcaps & Nut Covers

#### TECHNICAL SPECIFICATIONS

##### DESIGNED TO FIT

Most 11.25" Bolt Circle/Center Applications  
Most 20", 22.5" & 24.5" Wheels

##### KIT INCLUDES

2 x Stainless Steel 6 Notch Universal (6, 5 or 4 Notch) Front Hubcaps  
4 x Stainless Steel 8" Inner Diameter Rear Hubcaps  
60 x Chrome ABS Plastic Push On 33mm Nut Covers

# FRONT AXLE

## FRONT AXLE KITS

CHROME ABS PLASTIC

**THUB-FRP33**  
33mm Nut Covers

**THUB-FRP33B**  
33mm Black Nut Covers

**THUB-FRP112**  
1 1/2" Nut Covers



**RETAIL BOX**  
Our BEST SELLING  
Wheel Accessory  
Kits are now sold in  
their very own  
RETAIL BOX!!



**THUB-FRP33**  
CHROME NUT COVERS



**THUB-FRP33B**  
BLACK NUT COVERS



**THUB-FRP112**  
1 1/2" PUSH ON NUT COVERS

## TECHNICAL SPECIFICATIONS

### THUB-FRP33 / THUB-FRP33B KIT INCLUDES

1 x Front Hub Cover with Removable Hubcap  
10 x Threaded 33mm Nut Covers

### THUB-FRP112 KIT INCLUDES

1 x Front Hub Cover with Removable Center Cap  
10 x 1 1/2" Push On Nut Covers  
2 x Locking Rings

### FRONT AXLE KITS DESIGNED TO FIT


Most 11.25" Bolt Circle/Center Applications  
Most 20", 22.5" & 24.5" Wheels



**FRONT AXLE**  
CHROME ABS PLASTIC

**THUB-FRP**  
Top Hubcap Replacement

**THUB-FRPN**  
Nut Covers NOT Included



**THUB-FRP**  
TOP HUBCAP REPLACEMENT



**THUB-FRPN**  
WITH REMOVABLE HUBCAP

**TECHNICAL SPECIFICATIONS**

**THUB-FRP REPLACEMENT CENTER CAP**

Replacement Center Cap for  
THUB-FRP33, THUB-FRP112, THUB-FRPN

**THUB-FRPN DESIGNED TO FIT**

Most 20", 22.5" & 24.5" Wheels  
11.25" Bolt Spacing

**RETAIL BOX**  
Our BEST SELLING  
Wheel Accessory  
Kits are now sold in  
their very own  
RETAIL BOX!!



**POINTED FRONT AXLE**  
CHROME ABS PLASTIC

**AXLE COVER KIT**  
**THUB-FRP33P**  
33mm Nut Covers

**AXLE COVER**  
**THUB-FRPNP**  
Nut Covers NOT Included



**THUB-FRP33P**  
POINTED NUT COVERS



**THUB-FRPNP**  
POINTED WITH REMOVABLE HUBCAP

**TECHNICAL SPECIFICATIONS**

**THUB-FRP33P KIT INCLUDES**

1 x Pointed Front Hub Cover with  
Removable Hubcap  
10 x Threaded 33mm Pointed Nut Covers

**THUB-FRP33P DESIGNED TO FIT**

Most 20", 22.5" & 24.5" Wheels  
11.25" Bolt Spacing

**THUB-FRPN DESIGNED TO FIT**

Most 20", 22.5" & 24.5" Wheels  
11.25" Bolt Spacing

# REAR AXLE

## REAR AXLE KITS

CHROME ABS PLASTIC

**THUB-RP33**  
33mm Nut Covers

**THUB-RP33B**  
33mm Black Nut Covers

**THUB-RP112**  
1 1/2" Nut Covers



**RETAIL BOX**  
Our BEST SELLING  
Wheel Accessory  
Kits are now sold in  
their very own  
RETAIL BOX!



**THUB-RP33**  
CHROME NUT COVERS



**THUB-RP33B**  
BLACK NUT COVERS



**THUB-RP112**  
1 1/2" PUSH ON NUT COVERS

## TECHNICAL SPECIFICATIONS

### THUB-RP33 / THUB-RP33B KIT INCLUDES

1 x Rear Hub Cover with Removable Hubcap  
10 x Threaded 33mm Nut Covers

### REAR AXLE KITS DESIGNED TO FIT

Most 11.25" Bolt Circle/Center Applications  
Most 20", 22.5" & 24.5" Wheels

### THUB-RP112 KIT INCLUDES

1 x Rear Hub Cover with Removable Center Cap  
10 x 1 1/2" Push On Nut Covers  
2 x Locking Rings





**REAR AXLE**  
CHROME ABS PLASTIC

**THUB-RP**  
Top Hubcap Replacement

**THUB-RPN**  
Nut Covers NOT Included



**THUB-RP**  
TOP HUBCAP REPLACEMENT



**THUB-RPN**  
WITH REMOVABLE HUBCAP

**TECHNICAL SPECIFICATIONS**

**THUB-RP REPLACEMENT CENTER CAP**

Replacement Center Cap for  
THUB-RP33, THUB-RP112, THUB-RPN

**THUB-RPN DESIGNED TO FIT**

Most 20", 22.5" & 24.5" Wheels

**RETAIL BOX**  
Our BEST SELLING  
Wheel Accessory  
Kits are now sold in  
their very own  
RETAIL BOX!



**POINTED REAR AXLE**  
CHROME ABS PLASTIC

**AXLE COVER KIT**

**THUB-RP33P**  
33mm Nut Covers

**AXLE COVER**  
**THUB-RPNP**  
Nut Covers NOT Included



**THUB-RP33P**  
POINTED NUT COVERS



**THUB-RPNP**  
POINTED WITH REMOVABLE HUBCAP

**TECHNICAL SPECIFICATIONS**

**THUB-RP33P KIT INCLUDES**

1 x Pointed Rear Hub Cover with  
Removable Hubcap  
10 x Threaded 33mm Pointed Nut Covers

**THUB-RP33P DESIGNED TO FIT**

Most 20", 22.5" & 24.5" Wheels  
11.25" Bolt Spacing

**THUB-RPN DESIGNED TO FIT**

Most 20", 22.5" & 24.5" Wheels  
11.25" Bolt Spacing

# NUT COVERS

## NUT COVERS

### BOX OF 60

#### TNUT-C1

33mm Push on with Flange

#### TNUT-C4

33mm Pointed Threaded with Flange

### CHROME ABS PLASTIC

#### TNUT-B2

1 1/2" Push On with Flange

#### TNUT-F2

33 mm Push on with Flange

#### TNUT-F2T

33mm Threaded with Flange

#### TNUT-F2TB

33mm Black Threaded with Flange

#### TNUT-F2TL

33mm Threaded with Flange

#### TNUT-F2L

33mm Push On

#### TNUT-P1

33mm Pointed Threaded with Flange

### RETAIL BOX

Our BEST SELLING Nut Covers are now sold in their very own RETAIL BOX of 60 Nut Covers!



TNUT-C1  
60 PUSH ON NUT COVERS  
WITH FLANGE (TNUT-F2)



TNUT-C4  
60 POINTED NUT COVERS  
WITH FLANGE (TNUT-P1)



TNUT-B2  
3" HIGH



TNUT-F2  
2.5" HIGH



TNUT-F2T  
3" HIGH



TNUT-F2TB  
3" HIGH



TNUT-F2TL  
4" HIGH



TNUT-F2L  
4" HIGH



TNUT-P1  
5" HIGH

### TECHNICAL SPECIFICATIONS

PART NUMBER	TNUT-C1	TNUT-C4	TNUT-B2	TNUT-F2	TNUT-F2T	TNUT-F2TB	TNUT-F2TL	TNUT-F2L	TNUT-P1
NUT COVER HEIGHT	2.5"	5"	3"	2.5"	3"	3"	4"	4"	5"
SOLD	Box of 60	Box of 60	Individually	Individually	Individually	Individually	Individually	Individually	Individually
CASE QTY	4 PCS	2 PCS	500 PCS	500 PCS	300 PCS	250 PCS	120 PCS	120 PCS	500 PCS



## NUT COVERS

### CHROME METAL

#### TNUT-B1

33mm Bullet Style Push On

#### TNUT-F1

33mm Push On with Flange



**TNUT-B1**  
CHROME METAL



**TNUT-F1**  
CHROME METAL



**TNUT-F1SS**  
STAINLESS STEEL

### STAINLESS STEEL

#### TNUT-F1SS

33mm Push On with Flange

### TECHNICAL SPECIFICATIONS

PART NUMBER	TNUT-B1	TNUT-F1	TNUT-F1SS
NUT COVER HEIGHT	2"	2"	2"
SOLD	Individual	Individual	Individual
CASE QTY	500	500	500


## LUG NUT ACCESSORIES

### TU-1033

1 1/2" Lug Nut Puller

### TU-1037

33mm Lug Nut Wrench



TU-1033



TU-1037

### TECHNICAL SPECIFICATIONS

PART NUMBER	TU-1033	TU-1037
DESIGNED FOR	1 1/2" Lug Nuts	33mm Lug Nuts
MATERIAL	Vinyl & Metal	Plastic
SOLD	Individually	Individually

# FRONT & REAR HUBCAPS

## FRONT HUBCAPS

SOLD INDIVIDUALLY

### 4 NOTCHES

**THUB-4N**


Chrome Metal



THUB-4N



THUB-4NP



THUB-4NSS

**THUB-4NP**

Chrome Metal Pointed

**THUB-4NSS**

Stainless Steel

### 5 NOTCHES

**THUB-5N**


Chrome Metal



THUB-5N



THUB-5NP



THUB-5NSS

**THUB-5NP**

Chrome Metal Pointed

**THUB-5NSS**

Stainless Steel


### 6 NOTCHES

**THUB-6N**

Chrome Metal



THUB-6N



THUB-6NSS

**THUB-6NP**

Chrome Metal Pointed



THUB-6NP

**THUB-6NSS**

Stainless Steel



THUB-NN

### NO NOTCHES

**THUB-NN**

Chrome Metal

## TECHNICAL SPECIFICATIONS

PART NUMBER	THUB-4N	THUB-4NP	THUB-4NSS	THUB-5N	THUB-5NP	THUB-5NSS	THUB-6N	THUB-6NP	THUB-6NSS	THUB-NN
NOTCHES	4 Notches	4 Notches	4 Notches	5 Notches	5 Notches	5 Notches	6 Notches	6 Notches	6 Notches	None



# REAR HUBCAPS

SOLD INDIVIDUALLY

## 8" INNER DIAMETER

**THUB-858**  
Chrome Metal




THUB-858



THUB-858P

**THUB-858SS**  
Stainless Steel



THUB-858SS

**THUB-858H**  
Chrome Metal with Hole



THUB-858H

**THUB-858P**  
Chrome Metal Pointed

## 8 1/4" INNER DIAMETER

**THUB-834**  
Chrome Metal



THUB-834



THUB-8342003

**THUB-834SS**  
Stainless Steel



THUB-834SS



THUB-834P



THUB-834SS2003

**THUB-8342003**  
Chrome Metal - International 2003+

**THUB-834H**  
Chrome Metal with Hole



THUB-834H

**THUB-834P**  
Chrome Metal Pointed

**THUB-834SS2003**  
Stainless Steel - International 2003+

## 7 1/2" INNER DIAMETER

**THUB-712**  
Chrome Metal



THUB-712



THUB-712P

**THUB-712P**  
Chrome Metal Pointed

# LED MUD FLAP HANGERS

## FEATURES & BENEFITS

- 430 Stainless Steel
- Mirror Shine
- Spring Loaded
- LED Lighting
- Light Bezels
- Grommets
- Locking Nuts
- Pre-wired & Assembled



**ALL MUD FLAP HANGERS  
SOLD IN A RETAIL BOX!**

## 3 3/4" BOLT SPACING

### STANDARD LEDs

**TU-9209**  
No LEDs



**TU-9209**



**TU-9209L1**  
RED STOP, TURN & TAIL

**TU-9209L1**  
Red Stop, Turn & Tail

**TU-9209LC**  
Clear Red Stop, Turn & Tail



**TU-9209LC**  
CLEAR RED STOP, TURN & TAIL

### FLATLINE LEDs

**TU-9209LF**  
Red Stop, Turn & Tail



**TU-9209LF**  
RED STOP, TURN & TAIL




**TU-9209LFC**  
CLEAR RED STOP, TURN & TAIL

**TU-9209LFC**  
Clear Red Stop, Turn & Tail

## TECHNICAL SPECIFICATIONS

PART NUMBER	TU-9209	TU-9209L1	TU-9209LC	TU-9209LF	TU-9209LFC
INSTALLED LEDs	N/A	6 x TLED-48R	6 x TLED-48CR	6 x TLED-F4R	6 x TLED-F4CR
INSTALLED BEZELS	N/A	6 x TBEZ-4CH4	6 x TBEZ-4CH4	6 x TBEZ-4CH4	6 x TBEZ-4CH4
FUNCTION	N/A	Stop, Turn & Tail	Stop, Turn & Tail	Stop, Turn & Tail	Stop, Turn & Tail



## 3 3/4" BOLT SPACING



**TU-9209L2**  
OFF



**FUNCTION 1**  
RED STOP, TURN & TAIL



**FUNCTION 2**  
WHITE BACK UP

**DUAL LEDs**  
**TU-9209L2**  
Red Stop, Turn & Tail  
to White Back Up



**TU-9209L3**  
OFF



**FUNCTION 1**  
RED STOP, TURN & TAIL



**FUNCTION 2**  
WHITE BACK UP

**TU-9209L3**  
Red Stop, Turn & Tail  
to White Back Up



**TU-9209L4**  
OFF



**FUNCTION 1**  
RED STOP, TURN & TAIL



**FUNCTION 2**  
BLUE AUXILIARY

**TU-9209L4**  
Red Stop, Turn & Tail  
to Blue Auxiliary



**TU-9209L5**  
OFF



**FUNCTION 1**  
RED STOP, TURN & TAIL



**FUNCTION 2**  
PURPLE AUXILIARY

**TU-9209L5**  
Red Stop, Turn & Tail  
to Purple Auxiliary



**TU-9209L6**  
OFF



**FUNCTION 1**  
RED STOP, TURN & TAIL



**FUNCTION 2**  
GREEN AUXILIARY

**TU-9209L6**  
Red Stop, Turn & Tail  
to Green Auxiliary

### TECHNICAL SPECIFICATIONS

PART NUMBER	TU-9209L2	TU-9209L3	TU-9209L4	TU-9209L5	TU-9209L6
INSTALLED LEDs	4 x TLED-4X40 2 x TLED-419CR	6 x TLED-4X40	6 x TLED-4XRB	6 x TLED-4XRP	6 x TLED-4XRG
INSTALLED BEZELs	6 x TBEZ-4CH4	6 x TBEZ-4CH4	6 x TBEZ-4CH4	6 x TBEZ-4CH4	6 x TBEZ-4CH4
FUNCTION 1	Stop, Turn & Tail	Stop, Turn & Tail	Stop, Turn & Tail	Stop, Turn & Tail	Stop, Turn & Tail
FUNCTION 2	Back Up	Back Up	Auxiliary	Auxiliary	Auxiliary

# LED MUD FLAP HANGER HANGERS

## FEATURES & BENEFITS

- 430 Stainless Steel
- Mirror Shine
- Spring Loaded
- LED Lighting
- Light Bezels
- Grommets
- Locking Nuts
- Pre-wired & Assembled



**ALL MUD FLAP HANGERS SOLD IN A RETAIL BOX!**

## 2 1/2" BOLT SPACING

### STANDARD LEDs

#### TU-9210

No LEDs



TU-9210



TU-9210L1  
RED STOP, TURN & TAIL

#### TU-9210L1

Red Stop, Turn & Tail

#### TU-9210LC

Clear Red Stop, Turn & Tail



TU-9210LC  
CLEAR RED STOP, TURN & TAIL

### FLATLINE LEDs

#### TU-9210LF

Red Stop, Turn & Tail



TU-9210LF  
RED STOP, TURN & TAIL



TU-9210LFC  
CLEAR RED STOP, TURN & TAIL

#### TU-9210LFC

Clear Red Stop, Turn & Tail

## TECHNICAL SPECIFICATIONS

PART NUMBER	TU-9210	TU-9210L1	TU-9210LC	TU-9210LF	TU-9210LFC
INSTALLED LEDs	N/A	6 x TLED-48R	6 x TLED-48CR	6 x TLED-F4R	6 x TLED-F4CR
INSTALLED BEZELs	N/A	6 x TBEZ-4CH4	6 x TBEZ-4CH4	6 x TBEZ-4CH4	6 x TBEZ-4CH4
FUNCTION 1	N/A	Stop, Turn & Tail	Stop, Turn & Tail	Stop, Turn & Tail	Stop, Turn & Tail





## 2 1/2" BOLT SPACING



**TU-9210L2**  
OFF



**FUNCTION 1**  
RED STOP, TURN & TAIL



**FUNCTION 2**  
WHITE BACK UP

**DUAL LEDs**  
**TU-9210L2**  
Red Stop, Turn & Tail  
to White Back Up



**TU-9210L3**  
OFF



**FUNCTION 1**  
RED STOP, TURN & TAIL



**FUNCTION 2**  
WHITE BACK UP

**TU-9210L3**  
Red Stop, Turn & Tail  
to White Back Up



**TU-9210L4**  
OFF



**FUNCTION 1**  
RED STOP, TURN & TAIL



**FUNCTION 2**  
BLUE AUXILIARY

**TU-9210L4**  
Red Stop, Turn & Tail  
to Blue Auxiliary



**TU-9210L5**  
OFF



**FUNCTION 1**  
RED STOP, TURN & TAIL



**FUNCTION 2**  
GREEN AUXILIARY

**TU-9210L5**  
Red Stop, Turn & Tail  
to Green Auxiliary



**TU-9210L6**  
OFF



**FUNCTION 1**  
RED STOP, TURN & TAIL



**FUNCTION 2**  
PURPLE AUXILIARY

**TU-9210L6**  
Red Stop, Turn & Tail  
to Purple Auxiliary

### TECHNICAL SPECIFICATIONS

PART NUMBER	TU-9210L2	TU-9210L3	TU-9210L4	TU-9210L5	TU-9210L6
INSTALLED LEDs	4 x TLED-4X40 2 x TLED-419CR	6 x TLED-4X40	6 x TLED-4XRB	6 x TLED-4XRG	6 x TLED-4XRP
INSTALLED BEZELs	6 x TBEZ-4CH4	6 x TBEZ-4CH4	6 x TBEZ-4CH4	6 x TBEZ-4CH4	6 x TBEZ-4CH4
FUNCTION 1	Stop, Turn & Tail	Stop, Turn & Tail	Stop, Turn & Tail	Stop, Turn & Tail	Stop, Turn & Tail
FUNCTION 2	Back Up	Back Up	Auxiliary	Auxiliary	Auxiliary

# MUD FLAP HANGERS

## 45° ANGLED

1 1/8" BOLT SPACING

### STANDARD

**TU-9221**

30" Chrome

**TU-9222**

30" Painted Steel

**TU-9223**

30" Stainless Steel



TU-9221



TU-9222



TU-9223

**ALL MUD FLAP HANGERS ARE SOLD IN PAIRS!**

### TECHNICAL SPECIFICATIONS

PART NUMBER	TU-9221	TU-9222	TU-9223
MATERIAL	Chrome	Painted Steel	Stainless Steel
BOLT SPACING	1 1/8"	1 1/8"	1 1/8"
WHAT'S INCLUDED	Locking Nuts	Locking Nuts	Locking Nuts

#### INSTALLATION

Attach to the chassis using a hand wrench and supplied hardware. **WARRANTY VOID** if power tools are used for installation

## 45° ANGLED

2 1/2" BOLT SPACING

### HEAVY DUTY

**TU-9227**

28.5" Chrome

**TU-9228**

28.5" Painted Steel

**TU-9229**

28.5" Stainless Steel



TU-9227



TU-9228



TU-9229

### TECHNICAL SPECIFICATIONS

PART NUMBER	TU-9227	TU-9228	TU-9229
MATERIAL	Chrome	Painted Steel	Stainless Steel
BOLT SPACING	2 1/2"	2 1/2"	2 1/2"
WHAT'S INCLUDED	Locking Nuts	Locking Nuts	Locking Nuts

#### INSTALLATION

Attach to the chassis using a hand wrench and supplied hardware. **WARRANTY VOID** if power tools are used for installation



## 30" STANDARD

2 1/2" BOLT SPACING



SOLD IN A RETAIL BOX



TU-9214



TU-9232

TU-9214  
Stainless Steel

TU-9232  
Chrome



TU-9233

TU-9233  
Painted Aluminum

### TECHNICAL SPECIFICATIONS

INSTALLATION	PART NUMBER	TU-9214	TU-9232	TU-9233
Attach to the chassis using a hand wrench and supplied hardware. WARRANTY VOID if power tools are used for installation	MATERIAL	Stainless Steel	Chrome	Painted Aluminum
	BOLT SPACING	2 1/2"	2 1/2"	2 1/2"
	WHAT'S INCLUDED	Locking Nuts	Locking Nuts	Locking Nuts

1 1/8" BOLT SPACING



TU-9215



TU-9224

TU-9215  
Stainless Steel

TU-9224  
Chrome



TU-9225

TU-9225  
Painted Aluminum

### TECHNICAL SPECIFICATIONS

INSTALLATION	PART NUMBER	TU-9215	TU-9224	TU-9225
Attach to the chassis using a hand wrench and supplied hardware. WARRANTY VOID if power tools are used for installation	MATERIAL	Stainless Steel	Chrome	Painted Aluminum
	BOLT SPACING	1 1/8"	1 1/8"	1 1/8"
	WHAT'S INCLUDED	Locking Nuts	Locking Nuts	Locking Nuts

# MUD FLAP HANGERS & ACCESSORIES

## OVAL

3 3/4" BOLT SPACING | SOLD IN PAIRS

### STANDARD

TU-9217

No LEDs



TU-9217



TU-9217L  
RED STOP, TURN & TAIL

TU-9217L

Red Stop, Turn & Tail

TU-9217LC

Clear Red Stop, Turn & Tail



TU-9217LC  
CLEAR RED STOP, TURN & TAIL

### FLATLINE

TU-9217LF

Red Stop, Turn & Tail



TU-9217LF  
RED STOP, TURN & TAIL



TU-9217LFC  
CLEAR RED STOP, TURN & TAIL

TU-9217LFC

Clear Red Stop, Turn & Tail

## TECHNICAL SPECIFICATIONS

PART NUMBER	TU-9217	TU-9217L	TU-9217LC	TU-9217LF	TU-9217LFC
INSTALLED LEDs	N/A	6 x TLED-OBMR	6 x TLED-OBMCR	6 x TLED-FOR	6 x TLED-FOCR
INSTALLED BEZELS	N/A	6 x TBEZ-OBCH4	6 x TBEZ-OBCH4	6 x TBEZ-OBCH4	6 x TBEZ-OBCH4
FUNCTION 1	N/A	Stop, Turn & Tail	Stop, Turn & Tail	Stop, Turn & Tail	Stop, Turn & Tail
FUNCTION 2	N/A	N/A	N/A	N/A	N/A

## 33" STANDARD

SOLD IN PAIRS

2 1/2" BOLT SPACING

TU-9258

6 x 4" Holes



TU-9258



TU-9259

TU-9259

No LEDs

## TECHNICAL SPECIFICATIONS

PART NUMBER	TU-9258	TU-9259	INSTALLATION
MATERIAL	Stainless Steel	Stainless Steel	Attach to the chassis using a hand wrench and supplied hardware. WARRANTY VOID if power tools are used for installation
BOLT SPACING	2 1/2"	2 1/2"	
WHAT'S INCLUDED	Locking Nuts	Locking Nuts	



## INSTALLATION

Trux's Flap Light Bars are installed over the rear mud flaps for additional lighting!



## FLAP LIGHT BAR

STAINLESS STEEL | SOLD IN PAIRS

### STANDARD

**TU-9245**

No LED

**TU-9245LF**

Red Stop, Turn & Tail

**TU-9245LFC**

Clear Red Stop, Turn & Tail

**TU-9245LFC2**

White Back Up



**TU-9245**



**TU-9245LF**  
RED STOP, TURN & TAIL



**TU-9245LFC**  
CLEAR RED STOP, TURN & TAIL



**TU-9245LFC2**  
WHITE BACK UP

### DUAL REVOLUTION



**TU-9245LFC3**  
OFF



**FUNCTION 1**  
RED STOP, TURN & TAIL



**FUNCTION 2**  
BLUE AUXILIARY

**TU-9245LFC3**

Red Stop, Turn & Tail to Blue Auxiliary



**TU-9245LFC4**  
OFF



**FUNCTION 1**  
RED STOP, TURN & TAIL



**FUNCTION 2**  
GREEN AUXILIARY

**TU-9245LFC4**

Red Stop, Turn & Tail to Green Auxiliary



**TU-9245LFC5**  
OFF



**FUNCTION 1**  
RED STOP, TURN & TAIL



**FUNCTION 2**  
PURPLE AUXILIARY

**TU-9245LFC5**

Red Stop, Turn & Tail to Purple Auxiliary

### TECHNICAL SPECIFICATIONS

PART NUMBER	TU-9245	TU-9245LF	TU-9245LFC	TU-9245LFC2	TU-9245LFC3	TU-9245LFC4	TU-9245LFC5
INSTALLED LEDs	N/A	2 x TLED-F17R	2 x TLED-F17CR	2 x TLED-F17W	2 x TLED-FX82	2 x TLED-FX123	2 x TLED-FX119
FUNCTION 1	N/A	Stop, Turn & Tail	Stop, Turn & Tail	Back Up	Stop, Turn & Tail	Stop, Turn & Tail	Stop, Turn & Tail
FUNCTION 2	N/A	N/A	N/A	N/A	Auxiliary	Auxiliary	Auxiliary

# MUD FLAP ACCESSORIES

## BOTTOM WEIGHTS

SOLD IN PAIRS

### 24" BOLTED

**TU-9246**

24" Angled

**TU-9235**

24" Straight

**TU-9237**


24" Curved

**TU-9239**

24" Wave

**TU-9202**

24" Standard



TU-9246

### MOST POPULAR

Trux's Popular Mud Flap Weight TU-9246 is now sold in an eye catching retail box.



TU-9235



TU-9237



TU-9239



TU-9202

### TECHNICAL SPECIFICATIONS

PART NUMBER	TU-9246	TU-9235	TU-9237	TU-9239	TU-9202
SIZE	24"	24"	24"	24"	24"
WEIGHT TYPE	Angled	Straight	Curved	Wave	Standard
MATERIAL	Stainless Steel	Stainless Steel	Stainless Steel	Stainless Steel	Stainless Steel

### 24" WELDED STUD

**TU-9204**


Stainless Steel

**TU-9241**

Stainless Steel  
with Backing Plate

**TU-9242**

Chrome



TU-9241 | TU-9242 | TU-9204

### TECHNICAL SPECIFICATIONS

PART NUMBER	TU-9204	TU-9241	TU-9242
SIZE	24"	24"	24"
WEIGHT TYPE	Standard	Standard	Standard
MATERIAL	Stainless Steel	Stainless Steel	Chrome



## REPLACEMENT SPRINGS

STAINLESS STEEL



TU-9248



TU-9230



TU-9231

TU-9248  
6" Long

TU-9230  
10 5/8" Long

TU-9231  
14 1/8" Long

## ANTI-SAIL BRACKETS



TU-1031  
CHROME




TU-1032  
STAINLESS STEEL

TU-1031  
24" x 21" Chrome

TU-1032  
24" x 21" Stainless Steel

## ANTI-SAIL FLAP PLATE

430 STAINLESS STEEL | SOLD IN PAIRS



TU-9208

TU-9208  
430 Stainless Steel

### TECHNICAL SPECIFICATIONS

**DESIGNED TO FIT**

Reduces wear & tear by securing Mud Flap into place.  
These will not fit angled mudflap hangers. 14" x 18" (WxH)

# REAR CENTER PANELS

## FEATURES & BENEFITS

- 430 Stainless Steel
- Mirror Shine
- LED Lighting
- 2 x LED License Plate Lights (unless specified)
- Light Bezels
- 1 x License Plate Frame
- Pre-wired & Assembled
- Aluminum Composite Back Plate
- Reinforced Brackets for Mounting Holes



**ALL  
REAR CENTER PANELS  
SOLD IN A RETAIL BOX!**

## 4" & 2" ROUND

### STANDARD LEDs

#### TU-9001

No LEDs



TU-9001



TU-9001L  
RED STOP, TURN & TAIL

#### TU-9001L

Red Stop, Turn & Tail

#### TU-9001LC

Clear Red Stop, Turn & Tail



TU-9001LC  
CLEAR RED STOP, TURN & TAIL

### FLATLINE LEDs

#### TU-9001LF

Red Stop, Turn & Tail



TU-9001LF  
RED STOP, TURN & TAIL

#### TU-9001LFC

Clear Red Stop, Turn & Tail



TU-9001LFC  
CLEAR RED STOP, TURN & TAIL

## TECHNICAL SPECIFICATIONS

PART NUMBER	TU-9001	TU-9001L	TU-9001LC	TU-9001LF	TU-9001LFC
INSTALLED LEDs	N/A	4 x TLED-48R 6 x TLED-2R	4 x TLED-48CR 6 x TLED-2TR	4 x TLED-F4R 6 x TLED-F2R	4 x TLED-F4CR 6 x TLED-F2CR
INSTALLED BEZELS	N/A	4 x TBEZ-4CH4 6 x TBEZ-2CH4	4 x TBEZ-4CH4 6 x TBEZ-2CH4	4 x TBEZ-4CH4 6 x TBEZ-2CH4	4 x TBEZ-4CH4 6 x TBEZ-2CH4
FUNCTION	N/A	Stop, Turn & Tail	Stop, Turn & Tail	Stop, Turn & Tail	Stop, Turn & Tail



## ALL CENTER PANEL DIMENSIONS

33.625" x 3" x 12.375" (L x W x H)

## 4" & 2" ROUND

### DUAL LEDS

#### TU-9001L2

Red Stop, Turn & Tail to White Back Up



**TU-9001L2**  
OFF



**FUNCTION 1**  
RED STOP, TURN & TAIL



**FUNCTION 2**  
WHITE BACK UP



**TU-9001L3**  
OFF



**FUNCTION 1**  
RED STOP, TURN & TAIL



**FUNCTION 2**  
WHITE BACK UP

#### TU-9001L3

Red Stop, Turn & Tail to White Back Up



**TU-9001L4**  
OFF



**FUNCTION 1**  
RED STOP, TURN & TAIL



**FUNCTION 2**  
BLUE AUXILIARY

#### TU-9001L4

Red Stop, Turn & Tail to Blue Auxiliary



**TU-9001L5**  
OFF



**FUNCTION 1**  
RED STOP, TURN & TAIL



**FUNCTION 2**  
PURPLE AUXILIARY

#### TU-9001L5

Red Stop, Turn & Tail to Purple Auxiliary



**TU-9001L6**  
OFF



**FUNCTION 1**  
RED STOP, TURN & TAIL



**FUNCTION 2**  
GREEN AUXILIARY

#### TU-9001L6

Red Stop, Turn & Tail to Green Auxiliary

## TECHNICAL SPECIFICATIONS

PART NUMBER	TU-9001L2	TU-9001L3	TU-9001L4	TU-9001L5	TU-9001L6
INSTALLED LEDS	2 x TLED-4X40 2 x TLED-419CR 6 x TLED-2XRW	4 x TLED-4X40 6 x TLED-2XRW	4 x TLED-4XRB 6 x TLED-2XRB	4 x TLED-4XRP 6 x TLED-2XRP	4 x TLED-4XRG 6 x TLED-2XRG
INSTALLED BEZELS	4 x TBEZ-4CH4 6 x TBEZ-2CH4	4 x TBEZ-4CH4 6 x TBEZ-2CH4	4 x TBEZ-4CH4 6 x TBEZ-2CH4	4 x TBEZ-4CH4 6 x TBEZ-2CH4	4 x TBEZ-4CH4 6 x TBEZ-2CH4
FUNCTION 1	Stop, Turn & Tail	Stop, Turn & Tail	Stop, Turn & Tail	Stop, Turn & Tail	Stop, Turn & Tail
FUNCTION 2	Back Up	Back Up	Auxiliary	Auxiliary	Auxiliary

# REAR CENTER PANELS

## FEATURES & BENEFITS

- 430 Stainless Steel
- Mirror Shine
- LED Lighting
- 2 x LED License Plate Lights (unless specified)
- Light Bezels
- 1 x License Plate Frame
- Pre-wired & Assembled
- Aluminum Composite Back Plate
- Reinforced Brackets for Mounting Holes



**ALL  
REAR CENTER PANELS  
SOLD IN A RETAIL BOX!**

## 4" & 2 1/2" ROUND

### STANDARD LEDs

#### TU-9002

No LEDs



TU-9002



TU-9002L  
RED STOP, TURN & TAIL

#### TU-9002L

Red Stop, Turn & Tail

#### TU-9002LC

Clear Red Stop, Turn & Tail



TU-9002LC  
CLEAR RED STOP, TURN & TAIL

### FLATLINE LEDs

#### TU-9002LF

Red Stop, Turn & Tail



TU-9002LF  
RED STOP, TURN & TAIL



TU-9002LFC  
CLEAR RED STOP, TURN & TAIL

## TECHNICAL SPECIFICATIONS

PART NUMBER	TU-9002	TU-9002L	TU-9002LC	TU-9002LF	TU-9002LFC
INSTALLED LEDs	N/A	4 x TLED-48R 5 x TLED-2HR	4 x TLED-48CR 5 x TLED-2HTR	4 x TLED-F4R 5 x TLED-F2HR	4 x TLED-F4CR 5 x TLED-F2HCR
INSTALLED BEZELS	N/A	4 x TBEZ-4CH4 5 x TBEZ-2HCH4	4 x TBEZ-4CH4 5 x TBEZ-2HCH4	4 x TBEZ-4CH4 5 x TBEZ-2HCH4	4 x TBEZ-4CH4 5 x TBEZ-2HCH4
FUNCTION	N/A	Stop, Turn & Tail	Stop, Turn & Tail	Stop, Turn & Tail	Stop, Turn & Tail

## ALL CENTER PANEL DIMENSIONS

33.625" x 3" x 12.375" (L x W x H)

## 4" & 2 1/2" ROUND

### DUAL LEDS

#### TU-9002L2

Red Stop, Turn & Tail to White Back Up



TU-9002L2  
OFF



FUNCTION 1  
RED STOP, TURN & TAIL



FUNCTION 2  
WHITE BACK UP



TU-9002L3  
OFF



FUNCTION 1  
RED STOP, TURN & TAIL



FUNCTION 2  
WHITE BACK UP

#### TU-9002L3

Red Stop, Turn & Tail to White Back Up



TU-9002L4  
OFF



FUNCTION 1  
RED STOP, TURN & TAIL



FUNCTION 2  
BLUE AUXILIARY

#### TU-9002L4

Red Stop, Turn & Tail to Blue Auxiliary



TU-9002L5  
OFF



FUNCTION 1  
RED STOP, TURN & TAIL



FUNCTION 2  
PURPLE AUXILIARY

#### TU-9002L5

Red Stop, Turn & Tail to Purple Auxiliary



TU-9002L6  
OFF



FUNCTION 1  
RED STOP, TURN & TAIL



FUNCTION 2  
GREEN AUXILIARY

#### TU-9002L6

Red Stop, Turn & Tail to Green Auxiliary

## TECHNICAL SPECIFICATIONS

PART NUMBER	TU-9002L2	TU-9002L3	TU-9002L4	TU-9002L5	TU-9002L6
INSTALLED LEDS	2 x TLED-4X40 2 x TLED-419CR 5 x TLED-2HXRW	4 x TLED-4X40 5 x TLED-2HXRW	4 x TLED-4XRB 5 x TLED-2HXRB	4 x TLED-4XRP 5 x TLED-2HXRP	4 x TLED-4XRG 5 x TLED-2HXRW
INSTALLED BEZELS	4 x TBEZ-4CH4 5 x TBEZ-2HCH4	4 x TBEZ-4CH4 5 x TBEZ-2HCH4	4 x TBEZ-4CH4 5 x TBEZ-2HCH4	4 x TBEZ-4CH4 5 x TBEZ-2HCH4	4 x TBEZ-4CH4 5 x TBEZ-2HCH4
FUNCTION 1	Stop, Turn & Tail	Stop, Turn & Tail	Stop, Turn & Tail	Stop, Turn & Tail	Stop, Turn & Tail
FUNCTION 2	Back Up	Back Up	Auxiliary	Auxiliary	Auxiliary

# REAR CENTER PANELS

## FEATURES & BENEFITS

- 430 Stainless Steel
- Mirror Shine
- LED Lighting
- 2 x LED License Plate Lights (unless specified)
- Light Bezels
- 1 x License Plate Frame
- Pre-wired & Assembled
- Aluminum Composite Back Plate
- Reinforced Brackets for Mounting Holes



**ALL  
REAR CENTER PANELS  
SOLD IN A RETAIL BOX!**

## 4" ROUND

### STANDARD LEDS

#### TU-9017

No LEDs



TU-9017



TU-9017L1  
RED STOP, TURN & TAIL

#### TU-9017L1

Red Stop, Turn & Tail

#### TU-9017LC

Clear Red Stop, Turn & Tail



TU-9017LC  
CLEAR RED STOP, TURN & TAIL

### FLATLINE LEDS

#### TU-9017LF

Red Stop, Turn & Tail



TU-9017LF  
RED STOP, TURN & TAIL




TU-9017LFC  
CLEAR RED STOP, TURN & TAIL

#### TU-9017LFC

Clear Red Stop, Turn & Tail

## TECHNICAL SPECIFICATIONS

PART NUMBER	TU-9017	TU-9017L1	TU-9017LC	TU-9017LF	TU-9017LFC
INSTALLED LEDS	N/A	4 x TLED-48R	4 x TLED-48CR	4 x TLED-F4R	4 x TLED-F4CR
INSTALLED BEZELS	N/A	4 x TBEZ-4CH4	4 x TBEZ-4CH4	4 x TBEZ-4CH4	4 x TBEZ-4CH4
FUNCTION	N/A	Stop, Turn & Tail	Stop, Turn & Tail	Stop, Turn & Tail	Stop, Turn & Tail



## ALL CENTER PANEL DIMENSIONS

33.625" x 3" x 12.375" (L x W x H)

## 4" ROUND

### DUAL LEDS

#### TU-9017L2

Red Stop, Turn & Tail to White Back Up



TU-9017L2  
OFF



FUNCTION 1  
RED STOP, TURN & TAIL



FUNCTION 2  
WHITE BACK UP



TU-9017L3  
OFF



FUNCTION 1  
RED STOP, TURN & TAIL



FUNCTION 2  
BLUE AUXILIARY

#### TU-9017L3

Red Stop, Turn & Tail to Blue Auxiliary



TU-9017L4  
OFF



FUNCTION 1  
RED STOP, TURN & TAIL



FUNCTION 2  
WHITE BACK UP

#### TU-9017L4

Red Stop, Turn & Tail to White Back Up

## TECHNICAL SPECIFICATIONS


PART NUMBER	TU-9017L2	TU-9017L3	TU-9017L4
INSTALLED LEDS	4 x TLED-4X40	4 x TLED-4XRB	2 x TLED-4X40 2 x TLED-419CR
INSTALLED BEZELS	4 x TBEZ-4CH4	4 x TBEZ-4CH4	4 x TBEZ-4CH4
FUNCTION 1	Stop, Turn & Tail	Stop, Turn & Tail	Stop, Turn & Tail
FUNCTION 2	Back Up	Auxiliary	Back Up

## BACK PANEL

### STAINLESS STEEL

#### TU-9100

For Rear Center Panels



TU-9100



TU-9104

### GALVANIZED

#### TU-9104

For Rear Center Panels

# REAR CENTER PANELS



## FEATURES & BENEFITS

- 430 Stainless Steel
- Mirror Shine
- LED Lighting
- 2 x LED License Plate Lights (unless specified)
- Light Bezels
- 1 x License Plate Frame
- Pre-wired & Assembled
- Reinforced Brackets for Mounting Holes
- 33.625" Long x 3" Wide x 12.375" High

## OVAL & 2 1/2" ROUND

### STANDARD LEDs

#### TU-9008

No LEDs



TU-9008



TU-9008L  
RED STOP, TURN & TAIL

#### TU-9008L

Red Stop, Turn & Tail

#### TU-9008LC

Clear Red Stop, Turn & Tail



TU-9008LC  
CLEAR RED STOP, TURN & TAIL

### FLATLINE LEDs

#### TU-9008LF

Red Stop, Turn & Tail



TU-9008LF  
RED STOP, TURN & TAIL



TU-9008LFC  
CLEAR RED STOP, TURN & TAIL

#### TU-9008LFC

Clear Red Stop, Turn & Tail

## TECHNICAL SPECIFICATIONS

PART NUMBER	TU-9008	TU-9008L	TU-9008LC	TU-9008LF	TU-9008LFC
INSTALLED LEDs	N/A	4 x TLED-OBMR 4 x TLED-2HR	4 x TLED-OBMCR 4 x TLED-2HTR	4 x TLED-FOR 4 x TLED-F2HR	4 x TLED-FOCR 5 x TLED-F2HCR
INSTALLED BEZELS	N/A	4 x TBEZ-OBCH4 4 x TBEZ-2HCH4	4 x TBEZ-OBCH4 4 x TBEZ-2HCH4	4 x TBEZ-OBCH4 4 x TBEZ-2HCH4	4 x TBEZ-OBCH4 4 x TBEZ-2HCH4
FUNCTION	N/A	Stop, Turn & Tail	Stop, Turn & Tail	Stop, Turn & Tail	Stop, Turn & Tail

# TRAIN HORN

## BRASS / ALUMINUM



THORN-1



THORN-2

**3 BELL**  
**THORN-1**  
130-135 Decibels

**4 BELL**  
**THORN-2**  
140-145 Decibels

### EXTRA LOUD!!

Trux's 3 Bell and 4 Bell Train Horns have a decibel rating between 130-135 for the 3 Bell and 140-145 for the 4 Bell.

## TECHNICAL SPECIFICATIONS

<b>INSTALLATION</b>	<b>OPERATING VOLTAGE</b>	12-24v
Functions by electrical and manual Air Control. They require a minimum of 120lbs of Air	<b>MATERIAL</b>	Brass / Aluminum
	<b>WHAT'S INCLUDED</b>	1 x Mounting Bracket 1 x Electric Solenoid

## ACCESSORIES

### DIAPHRAGM

**THORN-D**

Metal



THORN-D



THORN-SV

### SOLENOID VALVE

**THORN-SV**

Chrome

## TECHNICAL SPECIFICATIONS

### THORN-D INSTALLATION

Remove the back cap of the train horn and attach using existing hardware

### THORN-SV DESIGNED TO FIT

Replacement Valve for THORN-1 & THORN-2

# ACCESSORIES

## REFLECTOR STRIPS

ALUMINUM | SOLD IN PAIRS

### STRAIGHT

**TU-9249**

3M Reflector




TU-9249

### ANGLED

**TU-9250**

3M Reflector



TU-9250

## TRAILER BOXES

4" & 2" ROUND

### STANDARD LEDS

**TU-1601**

No LEDs



TU-1601



**TU-1601L**  
RED STOP, TURN & TAIL

**TU-1601L**

Red Stop, Turn & Tail

**TU-1601LC**

Clear Red Stop, Turn & Tail



**TU-1601LC**  
CLEAR RED STOP, TURN & TAIL

**TU-1601LF**

Red Stop, Turn & Tail



**TU-1601LF**  
RED STOP, TURN & TAIL



**TU-1601LFC**  
CLEAR RED STOP, TURN & TAIL

**TU-1601LFC**

Clear Red Stop, Turn & Tail

## TECHNICAL SPECIFICATIONS

PART NUMBER	TU-1601	TU-1601L	TU-1601LC	TU-1601LF	TU-1601LFC
INSTALLED LEDS	N/A	2 x TLED-48R 5 x TLED-2R	2 x TLED-48CR 5 x TLED-2TR	2 x TLED-F4R 5 x TLED-F2R	2 x TLED-F4CR 5 x TLED-F2CR
INSTALLED BEZELS	N/A	2 x TBEZ-4CH4 5 x TBEZ-2CH4	2 x TBEZ-4CH4 5 x TBEZ-2CH4	2 x TBEZ-4CH4 5 x TBEZ-2CH4	2 x TBEZ-4CH4 5 x TBEZ-2CH4
FUNCTION	N/A	Stop, Turn & Tail	Stop, Turn & Tail	Stop, Turn & Tail	Stop, Turn & Tail



## TRAILER BOXES

4" & 2" ROUND

**DUAL LEDS**

**TU-1601L2**

Red Stop, Turn & Tail to White Back Up



**TU-1601L2**  
OFF



**FUNCTION 1**  
RED STOP, TURN & TAIL



**FUNCTION 2**  
WHITE BACK UP



**TU-1601L3**  
OFF



**FUNCTION 1**  
RED STOP, TURN & TAIL



**FUNCTION 2**  
BLUE AUXILIARY

**TU-1601L3**

Red Stop, Turn & Tail to Blue Auxiliary



**TU-1601L4**  
OFF



**FUNCTION 1**  
RED STOP, TURN & TAIL



**FUNCTION 2**  
GREEN AUXILIARY

**TU-1601L4**

Red Stop, Turn & Tail to Green Auxiliary



**TU-1601L5**  
OFF



**FUNCTION 1**  
RED STOP, TURN & TAIL



**FUNCTION 2**  
PURPLE AUXILIARY

**TU-1601L5**

Red Stop, Turn & Tail to Purple Auxiliary

## TECHNICAL SPECIFICATIONS

PART NUMBER	TU-1601L2	TU-1601L3	TU-1601L4	TU-1601L5
INSTALLED LEDS	2 x TLED-4X40 5 x TLED-2XRW	2 x TLED-4XRB 5 x TLED-2XRB	2 x TLED-4XRG 5 x TLED-2XRG	2 x TLED-4XRP 5 x TLED-2XRP
INSTALLED BEZELS	2 x TBEZ-4CH4 5 x TBEZ-2CH4	2 x TBEZ-4CH4 5 x TBEZ-2CH4	2 x TBEZ-4CH4 5 x TBEZ-2CH4	2 x TBEZ-4CH4 5 x TBEZ-2CH4
FUNCTION 1	Stop, Turn & Tail	Stop, Turn & Tail	Stop, Turn & Tail	Stop, Turn & Tail
FUNCTION 2	Back Up	Auxiliary	Auxiliary	Auxiliary



# ACCESSORIES

## TRAILER BOXES

4" ROUND

### STANDARD LEDs

**TU-1602**

No LEDs



**TU-1602**



**TU-1602L**  
RED STOP, TURN & TAIL

**TU-1602L**

Red Stop, Turn & Tail

**TU-1602LC**

Clear Red Stop, Turn & Tail



**TU-1602LC**  
CLEAR RED STOP, TURN & TAIL

### FLATLINE LEDs

**TU-1602LF**

Red Stop, Turn & Tail



**TU-1602LF**  
RED STOP, TURN & TAIL



**TU-1602LFC**  
CLEAR RED STOP, TURN & TAIL

**TU-1602LFC**

Clear Red Stop, Turn & Tail

### TECHNICAL SPECIFICATIONS

PART NUMBER	TU-1602	TU-1602L	TU-1602LC	TU-1602LF	TU-1602LFC
INSTALLED LEDs	N/A	2 x TLED-48R	2 x TLED-48CR	2 x TLED-F4R	2 x TLED-F4CR
INSTALLED BEZELS	N/A	2 x TBEZ-4CH4	2 x TBEZ-4CH4	2 x TBEZ-4CH4	2 x TBEZ-4CH4
FUNCTION 1	N/A	Stop, Turn & Tail	Stop, Turn & Tail	Stop, Turn & Tail	Stop, Turn & Tail

### DUAL LEDs

**TU-1602L2**

Red Stop, Turn & Tail  
to Blue Auxiliary



**TU-1602L2**  
OFF



**FUNCTION 1**  
RED STOP, TURN & TAIL



**FUNCTION 2**  
BLUE AUXILIARY

### TECHNICAL SPECIFICATIONS


INSTALLED LEDs	2 x TLED-4XRB
INSTALLED BEZELS	2 x TBEZ-4CH4
FUNCTION 1	Stop, Turn & Tail
FUNCTION 2	Auxiliary




## LED BOOT BRUSHES

CHROME ALUMINUM | BLACK BRISTLES


**TU-1400**  
No LEDs



TU-1400



TU-1401L



TU-1401LC

**TU-1401L**  
Amber LED

**TU-1401LC**  
Clear Amber LED

### TECHNICAL SPECIFICATIONS

PART NUMBER	TU-1400	TU-1401L	TU-1401LC
INSTALLED LEDs	N/A	2 x TLED-FG4R	2 x TLED-FG4CR
FUNCTION 1	N/A	Amber Marker	Clear Amber Marker

## 5TH WHEEL PULLER

CHROME STEEL

**TU-1030**  
with Hook



### TECHNICAL SPECIFICATIONS

INSTALLATION	DIMENSIONS
Reach & Release King Pin from under the trailer	Full Pole: 36" Long & 3/8" Diameter Handle: 4.88" Long & 3/4" Diameter

## LICENSE PLATE HOLDER

STAINLESS STEEL

**TU-1714**  
Triple Plate



TU-1714



TU-1715



TU-1716

**TU-1715**  
Double Plate

**TU-1716**  
Single Plate

### TECHNICAL SPECIFICATIONS

KIT INCLUDES
License Plate Bezel   All Hardware

# DOOR HANDLE COVERS

## DOOR HANDLE COVERS

PRE 2008 PETERBILT MODELS

**TU-1004**  
Driver No LED

**TU-1004P**  
Passenger No LED

**TU-1003A**  
Driver Amber LED

**TU-1003AP**  
Passenger Amber LED

**TU-1003B**  
Driver Blue LED

**TU-1003BP**  
Passenger Blue LED

**TU-1003G**  
Driver Green LED

**TU-1003GP**  
Passenger Green LED

**TU-1003P**  
Driver Purple LED

**TU-1003PP**  
Passenger Purple LED

**TU-1003R**  
Driver Red LED

**TU-1003RP**  
Passenger Red LED



TU-1004



TU-1004P



TU-1003A



TU-1003AP



TU-1003B




TU-1003BP




TU-1003G



TU-1003GP



TU-1003P



TU-1003PP



TU-1003R



TU-1003RP

### TECHNICAL SPECIFICATIONS

<b>DIODES</b>	6 Diodes
<b>MATERIAL</b>	Chrome ABS Plastic
<b>WHAT'S INCLUDED</b>	Double Sided 3M Tape
<b>SOLD</b>	Individually

#### DESIGNED TO FIT

All Peterbilt Models Pre-2007

## DOOR HANDLE COVERS

2008+ PETERBILT & KENWORTH MODELS

		<b>TP-2020</b> Driver No LED	<b>TP-2020P</b> Passenger No LED
		<b>TP-2021A</b> Driver Amber LED	<b>TP-2021AP</b> Passenger Amber LED
		<b>TP-2021B</b> Driver Blue LED	<b>TP-2021BP</b> Passenger Blue LED
		<b>TP-2021G</b> Driver Green LED	<b>TP-2021GP</b> Passenger Green LED
		<b>TP-2021P</b> Driver Purple LED	<b>TP-2021PP</b> Passenger Purple LED
		<b>TP-2021R</b> Driver Red LED	<b>TP-2021RP</b> Passenger Red LED

### TECHNICAL SPECIFICATIONS

<b>DESIGNED TO FIT</b>	<b>DIODES</b>	6 Diodes
All Peterbilt & Kenworth Models 2008 & Newer	<b>MATERIAL</b>	Chrome ABS Plastic
	<b>WHAT'S INCLUDED</b>	Double Sided 3M Tape
	<b>SOLD</b>	Individually

# MIRRORS & ACCESSORIES

## WESTCOAST

7" WIDE x 16" HIGH | STAINLESS STEEL

### STANDARD

TM-2009

No Heat, No Light

### HEATED

TM-2008

Heat, No Light

TM-2007

Heat, LED Light

TM-2011

Heat, Incandescent Light



TM-2008 | TM-2009



TM-2007  
TM-WLED INCLUDED



TM-2011



### RETAIL PACKAGING

Trux's Eye Catching & informative retail packaging available!

## 8" CONVEX

STAINLESS STEEL

### STANDARD

TM-2002

Center Mounting Brackets

TM-2003

Offset Mounting Brackets

### LED IRON CROSS

TM-2001

Center Mounting Brackets

TM-2010

Offset Mounting Brackets



TM-2002



TM-2003



TM-2001 | TM-2010



## LED LIGHT BEZEL



TM-8LED



TM-WLED

**8" CONVEX**  
**TM-8LED**  
 Amber LEDs

**WESTCOAST**  
**TM-WLED**  
 Amber LEDs

### TECHNICAL SPECIFICATIONS

PART NUMBER	TM-8LED	TM-WLED
DIODES	24 Diodes	18 Diodes
FUNCTION	Marker	Marker
SHAPE	Iron Cross	Rectangle



TOP

## VISORS

**7" x 16" WESTCOAST**  
**TM-2006**  
 For Westcoast Mirrors

### TECHNICAL SPECIFICATIONS

INSTALLATION	KIT INCLUDES
Attach to the arm using supplied hardware	All Hardware (Mirror NOT Included)



SIDE



FRONT

**8" CONVEX**  
**TM-2000**  
 For 8" Convex Mirrors

### TECHNICAL SPECIFICATIONS

INSTALLATION	KIT INCLUDES
Attach to the mirror using double sided 3M tape	All Hardware (Mirror NOT Included)

# QUARTER FENDERS

## 24" BEST SELLING KIT ROLLED EDGE

**TFEN-Q17**  
Half Moon Arms



### RETAIL BOX

Our **BEST SELLING** Quarter Fender TFEN-Q17 now sold in its very own **RETAIL BOX!!**

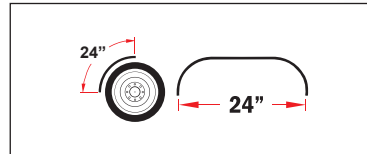
It's eye catching, informative and a must have for any showroom.

TFEN-Q17

### TECHNICAL SPECIFICATIONS

<b>FENDER LENGTH</b>	24"	<b>KIT INCLUDES</b> 2 x Fenders 2 x Mounting Arms 2 x Clamps 2 x Top Mud Flaps Hardware
<b>MATERIAL</b>	Stainless Steel	
<b>GAUGE</b>	18 Gauge	
<b>MOUNTING ARM</b>	Half Moon Arms	

#### TECHNICAL DRAWING



#### HALF MOON ARM







## 24" PREMIUM KIT


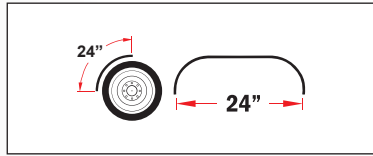
ROLLED EDGE

**TFEN-Q10**  
Triangle Mounts



TFEN-Q10

### TECHNICAL SPECIFICATIONS

<b>TRIANGULAR ARM</b>	<b>TECHNICAL DRAWING</b>
	

<b>FENDER LENGTH</b>	24"	<b>KIT INCLUDES</b>
<b>MATERIAL</b>	Stainless Steel	2 x Fenders 2 x Mounting Arms
<b>GAUGE</b>	18 Gauge	2 x Clamps 2 x Top Mud Flaps
<b>MOUNTING ARM</b>	Triangular Arms	Hardware

## 27" PREMIUM KIT


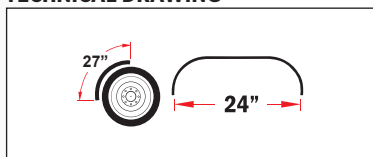
ROLLED EDGE

**TFEN-Q11**  
Triangle Mounts



TFEN-Q11

### TECHNICAL SPECIFICATIONS

<b>TRIANGULAR ARM</b>	<b>TECHNICAL DRAWING</b>
	

<b>FENDER LENGTH</b>	27"	<b>KIT INCLUDES</b>
<b>MATERIAL</b>	Stainless Steel	2 x Fenders 2 x Mounting Arms
<b>GAUGE</b>	18 Gauge	2 x Clamps 2 x Top Mud Flaps
<b>MOUNTING ARM</b>	Triangular Arms	Hardware

# QUARTER FENDERS

## 31" LONG KIT

ROLLED EDGE

**TFEN-Q14**  
Triangle Mounts

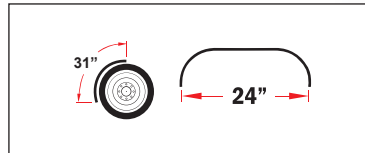


TFEN-Q14

### TECHNICAL SPECIFICATIONS

<b>FENDER LENGTH</b>	31"	<b>KIT INCLUDES</b> 2 x Fenders 2 x Mounting Arms 2 x Clamps 2 x Top Mud Flaps Hardware
<b>MATERIAL</b>	Stainless Steel	
<b>GAUGE</b>	16 Gauge	
<b>MOUNTING ARM</b>	Triangular Arms	

#### TECHNICAL DRAWING



#### TRIANGULAR ARM



## 34" LONG KIT

ROLLED EDGE

**TFEN-Q13**  
Triangle Mounts

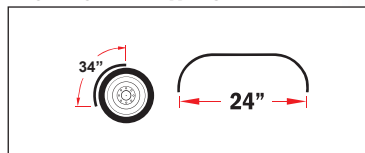


TFEN-Q13

### TECHNICAL SPECIFICATIONS

<b>FENDER LENGTH</b>	34"	<b>KIT INCLUDES</b> 2 x Fenders 2 x Mounting Arms 2 x Clamps 2 x Top Mud Flaps Hardware
<b>MATERIAL</b>	Stainless Steel	
<b>GAUGE</b>	16 Gauge	
<b>MOUNTING ARM</b>	Triangular Arms	

#### TECHNICAL DRAWING



#### TRIANGULAR ARM





## 38" LOW RIDER

ROLLED EDGE

### STRAIGHT DROP

TFEN-Q21

Triangle Mounts



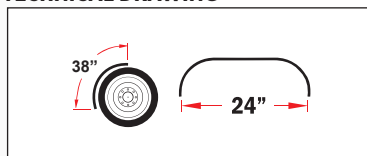
TFEN-Q21

#### TECHNICAL SPECIFICATIONS

##### TRIANGULAR ARM



##### TECHNICAL DRAWING



<b>FENDER LENGTH</b>	38"	<b>KIT INCLUDES</b>
<b>MATERIAL</b>	Stainless Steel	2 x Fenders
<b>GAUGE</b>	14 Gauge	2 x Mounting Arms
<b>MOUNTING ARM</b>	Triangular Arms	2 x Clamps
		2 x Top Mud Flaps
		Hardware

## 38" ROLLIN'LO

ROLLED EDGE

### CURVED DROP

TFEN-Q12

Triangle Mounts



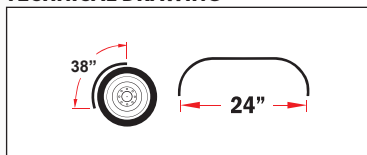
TFEN-Q12

#### TECHNICAL SPECIFICATIONS

##### TRIANGULAR ARM



##### TECHNICAL DRAWING



<b>FENDER LENGTH</b>	38"	<b>KIT INCLUDES</b>
<b>MATERIAL</b>	Stainless Steel	2 x Fenders
<b>GAUGE</b>	14 Gauge	2 x Mounting Arms
<b>MOUNTING ARM</b>	Triangular Arms	2 x Clamps
		2 x Top Mud Flaps
		Hardware

# QUARTER FENDERS

## 24" OEM REPLACEMENT ROLLED EDGE

**TOP MOUNT**  
**TFEN-Q28**  
Tube Mounts

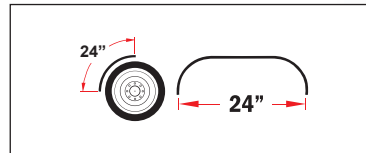


TFEN-Q28

### TECHNICAL SPECIFICATIONS

<b>FENDER LENGTH</b>	24"	<b>KIT INCLUDES</b> 2 x Fenders 2 x Mounting Arms 2 x Clamps 2 x Top Mud Flaps Hardware
<b>MATERIAL</b>	Stainless Steel	
<b>GAUGE</b>	18 Gauge	
<b>MOUNTING ARM</b>	Tube Arms	

#### TECHNICAL DRAWING



#### TUBE ARM



**MID MOUNT & BRACED**  
**TFEN-Q24**  
Tube Mounts

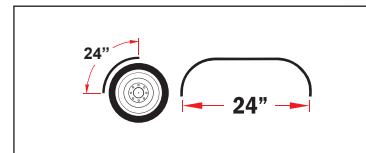


TFEN-Q24

### TECHNICAL SPECIFICATIONS

<b>FENDER LENGTH</b>	24"	<b>KIT INCLUDES</b> 2 x Fenders 2 x Mounting Arms 2 x Clamps 2 x Top Mud Flaps Hardware
<b>MATERIAL</b>	Stainless Steel	
<b>GAUGE</b>	18 Gauge	
<b>MOUNTING ARM</b>	Tube Arms	

#### TECHNICAL DRAWING



#### TUBE ARM





## 24" OEM REPLACEMENT

ROLLED EDGE

### TOP MOUNT BRACED

**TFEN-Q25**  
Tube Mounts



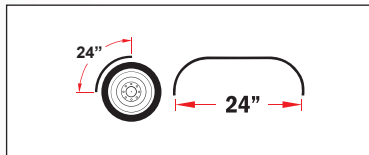
TFEN-Q25

#### TECHNICAL SPECIFICATIONS

**TUBE ARM**



**TECHNICAL DRAWING**



<b>FENDER LENGTH</b>	24"	<b>KIT INCLUDES</b>
<b>MATERIAL</b>	Stainless Steel	2 x Fenders 2 x Mounting Arms 2 x Clamps 2 x Top Mud Flaps Hardware
<b>GAUGE</b>	18 Gauge	
<b>MOUNTING ARM</b>	Tube Arms	

### MID MOUNT DOUBLE BRACED

**TFEN-Q26**  
Tube Mounts



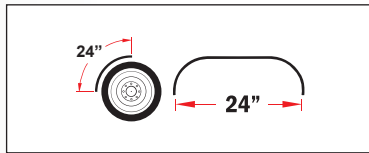
TFEN-Q26

#### TECHNICAL SPECIFICATIONS

**TUBE ARM**



**TECHNICAL DRAWING**



<b>FENDER LENGTH</b>	24"	<b>KIT INCLUDES</b>
<b>MATERIAL</b>	Stainless Steel	2 x Fenders 2 x Mounting Arms 2 x Clamps 2 x Top Mud Flaps Hardware
<b>GAUGE</b>	18 Gauge	
<b>MOUNTING ARM</b>	Tube Arms	

# HALF FENDERS

## STANDARD ROLLED EDGE & FLANGE

### STANDARD (16 GA.)

**TFEN-H12**  
60" Half Fender

**TFEN-H13**  
66" Half Fender

**TFEN-H14**  
80" Half Fender



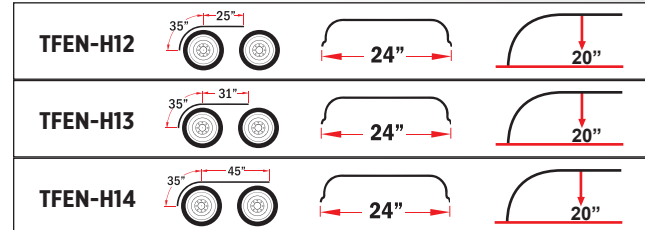
TFEN-H12 | TFEN-H13

TFEN-H14

## TECHNICAL SPECIFICATIONS

PART NUMBER	TFEN-H12	TFEN-H13	TFEN-H14
FENDER LENGTH	60"	66"	80"
WHAT'S INCLUDED	2 x Fenders	2 x Fenders	2 x Fenders
MATERIAL	Stainless Steel	Stainless Steel	Stainless Steel
GAUGE	16 Gauge	16 Gauge	16 Gauge

### TECHNICAL DRAWING



### HEAVY DUTY (14 GA.)

**TFEN-H59**  
60" Half Fender

**TFEN-H61**  
66" Half Fender

**TFEN-H50**  
72" Half Fender

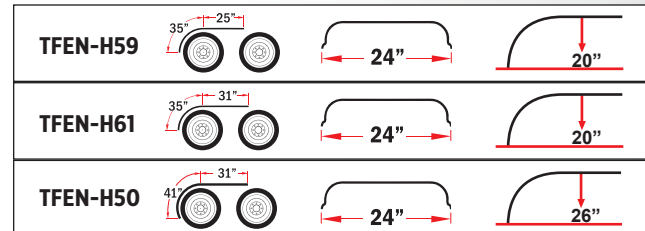


TFEN-H59 | TFEN-H61 | TFEN-H50

## TECHNICAL SPECIFICATIONS

PART NUMBER	TFEN-H59	TFEN-H61	TFEN-H50
FENDER LENGTH	60"	66"	72"
WHAT'S INCLUDED	2 x Fenders	2 x Fenders	2 x Fenders
MATERIAL	Stainless Steel	Stainless Steel	Stainless Steel
GAUGE	14 Gauge	14 Gauge	14 Gauge

### TECHNICAL DRAWING





## 66" STANDARD ROLLED EDGE

ROLLED EDGE

### TFEN-H20

Fits: 46 1/2" or 43 1/2" O.D Tire

### TFEN-H54

Fits: 41 3/4" O.D Tire

### TFEN-H21

Fits: 46 1/2" or 43 1/2" O.D Tire

### TFEN-H55

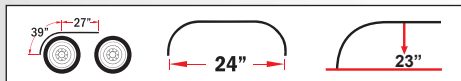
Fits: 41 3/4" O.D Tire



TFEN-H20 | TFEN-H54 | TFEN-H21 | TFEN-H55

## TECHNICAL SPECIFICATIONS

### TECHNICAL DRAWING



PART NUMBER	TFEN-H20	TFEN-H54	TFEN-H21	TFEN-H55
<b>FENDER LENGTH</b>	66"	66"	66"	66"
<b>WHAT'S INCLUDED</b>	2 x Fenders	2 x Fenders	2 x Fenders	2 x Fenders
<b>MATERIAL</b>	Stainless Steel	Stainless Steel	Stainless Steel	Stainless Steel
<b>GAUGE</b>	14 Gauge	14 Gauge	16 Gauge	16 Gauge

## LONG FRONT ROLLED EDGE

ROLLED EDGE

### TFEN-H15

66" Half Fender

### TFEN-H16

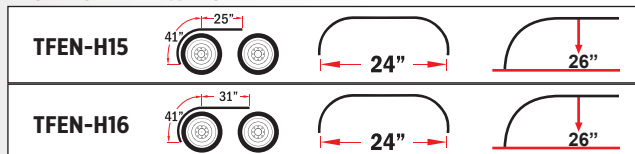
72" Half Fender



TFEN-H15 | TFEN-H16

## TECHNICAL SPECIFICATIONS

### TECHNICAL DRAWING



PART NUMBER	TFEN-H15	TFEN-H16
<b>FENDER LENGTH</b>	66"	72"
<b>WHAT'S INCLUDED</b>	2 x Fenders	2 x Fenders
<b>MATERIAL</b>	Stainless Steel	Stainless Steel
<b>GAUGE</b>	16 Gauge	16 Gauge

# HALF FENDERS

## 80" LOW RIDER ROLLED EDGE

### STRAIGHT DROP

#### TFEN-H56

Fits: 46 1/2" or 43 1/2" O.D Tire

#### TFEN-H57

Fits: 46 1/2" or 43 1/2" O.D Tire



TFEN-H56 | TFEN-H57

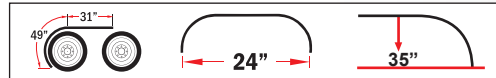


SIDE

## TECHNICAL SPECIFICATIONS

PART NUMBER	TFEN-H56	TFEN-H57
FENDER LENGTH	80"	80"
WHAT'S INCLUDED	2 x Fenders	2 x Fenders
MATERIAL	Stainless Steel	Stainless Steel
GAUGE	16 Gauge	14 Gauge

### TECHNICAL DRAWING



## 80" ROLLIN'LO ROLLED EDGE

#### TFEN-H52

Fits: 46 1/2" or 43 1/2" O.D Tire

#### TFEN-H10

Fits: 46 1/2" or 43 1/2" O.D Tire

#### TFEN-H53

Fits: 41 3/4" O.D Tire

#### TFEN-H11

Fits: 41 3/4" O.D Tire



TFEN-H52 | TFEN-H10 | TFEN-H53 | TFEN-H11



SIDE

## TECHNICAL SPECIFICATIONS

PART NUMBER	TFEN-H52	TFEN-H10	TFEN-H53	TFEN-H11
FENDER LENGTH	80"	80"	80"	80"
WHAT'S INCLUDED	2 x Fenders	2 x Fenders	2 x Fenders	2 x Fenders
MATERIAL	Stainless Steel	Stainless Steel	Stainless Steel	Stainless Steel
GAUGE	14 Gauge	16 Gauge	14 Gauge	16 Gauge

### TECHNICAL DRAWING





# FENDER DISPLAYS

## POLY FENDER DISPLAY

## STAINLESS FENDER DISPLAY

TRX-112

TRX-113

QUARTER FENDER


QUARTER FENDER

HALF FENDER

HALF FENDER

SINGLE AXLE FENDER

SINGLE AXLE FENDER



# HALF FENDERS

## 4 RIBBED BEADED EDGE


### 60" HALF FENDER

**TFEN-H32**

Stainless Steel

**TFEN-H33**

Galvanized Steel



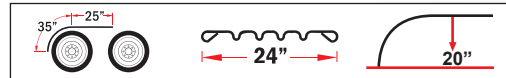
TFEN-H32 | TFEN-H33

SIDE

### TECHNICAL SPECIFICATIONS

PART NUMBER	TFEN-H32	TFEN-H33
FENDER LENGTH	60"	60"
WHAT'S INCLUDED	2 x Fenders	2 x Fenders
MATERIAL	Stainless Steel	Galvanized Steel
GAUGE	18 Gauge	18 Gauge

#### TECHNICAL DRAWING



### 66" HALF FENDER

**TFEN-H34**

Stainless Steel

**TFEN-H36**

Aluminum

**TFEN-H35**

Galvanized Steel



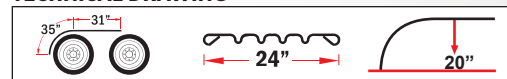
TFEN-H34 | TFEN-H36 | TFEN-H35

SIDE

### TECHNICAL SPECIFICATIONS

PART NUMBER	TFEN-H34	TFEN-H36	TFEN-H35
FENDER LENGTH	66"	66"	66"
WHAT'S INCLUDED	2 x Fenders	2 x Fenders	2 x Fenders
MATERIAL	Stainless Steel	Aluminum	Galvanized Steel
GAUGE	18 Gauge	0.090"	18 Gauge

#### TECHNICAL DRAWING






## 4 RIBBED BEADED EDGE 80" HALF FENDER

**TFEN-H37**  
Stainless Steel

**TFEN-H38**  
Galvanized Steel



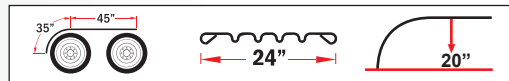
SIDE



TFEN-H37 | TFEN-H38

### TECHNICAL SPECIFICATIONS

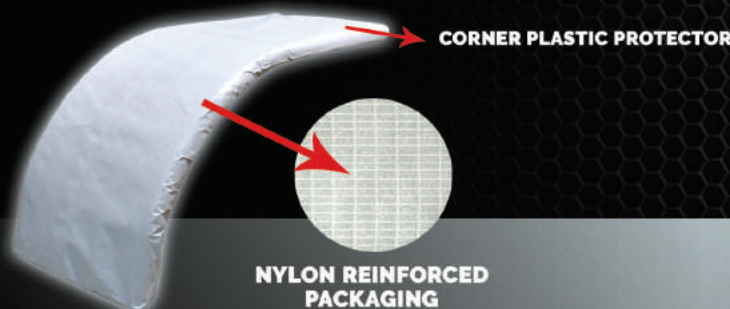
#### TECHNICAL DRAWING



PART NUMBER	TFEN-H37	TFEN-H38
FENDER LENGTH	80"	80"
WHAT'S INCLUDED	2 x Fenders	2 x Fenders
MATERIAL	Stainless Steel	Galvanized Steel
GAUGE	18 Gauge	18 Gauge

## BEST PACKAGED FENDERS IN THE INDUSTRY

- FENDERS WRAPPED WITH NYLON REINFORCED PACKAGING
- FENDER CORNERS GUARDED WITH PLASTIC PROTECTORS
- FENDERS STRAPPED DOWN TO SKIDS
- FENDERS ALWAYS POSITIONED WELL WITHIN EACH SKID



# HALF FENDERS

## 3 RIBBED ROLLED EDGE

### 60" / 66" / 72" HALF FENDER

#### TFEN-H27

60" Half Fender

#### TFEN-H29

66" Half Fender

#### TFEN-H31

72" Half Fender

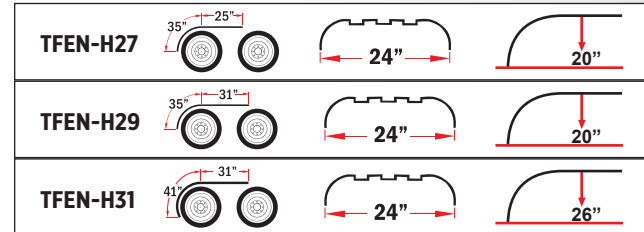


TFEN-H27 | TFEN-H29 | TFEN-H31

### TECHNICAL SPECIFICATIONS

PART NUMBER	TFEN-H27	TFEN-H29	TFEN-H31
FENDER LENGTH	60"	66"	72"
WHAT'S INCLUDED	2 x Fenders	2 x Fenders	2 x Fenders
MATERIAL	Stainless Steel	Stainless Steel	Stainless Steel
GAUGE	16 Gauge	16 Gauge	16 Gauge

### TECHNICAL DRAWING



### 125" HALF FENDER

#### TFEN-H24

Stainless Steel

#### TFEN-H23

Aluminum

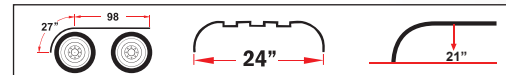


TFEN-H24 | TFEN-H23

### TECHNICAL SPECIFICATIONS

PART NUMBER	TFEN-H24	TFEN-H23
FENDER LENGTH	125"	125"
WHAT'S INCLUDED	2 x Fenders	2 x Fenders
MATERIAL	Stainless Steel	Aluminum
GAUGE	16 Gauge	0.090"

### TECHNICAL DRAWING





### 3 RIBBED TRAILER

ROLLED EDGE

### 142" HALF FENDER

TFEN-H63

Stainless Steel

TFEN-H62

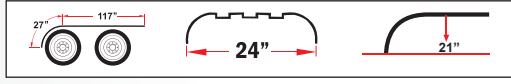
Aluminum



TFEN-H63 | TFEN-H62

### TECHNICAL SPECIFICATIONS


#### TECHNICAL DRAWING



PART NUMBER	TFEN-H63	TFEN-H62
FENDER LENGTH	142"	142"
WHAT'S INCLUDED	2 x Fenders	2 x Fenders
MATERIAL	Stainless Steel	Aluminum
GAUGE	16 Gauge	0.090"

## BEST PACKAGED FENDERS IN THE INDUSTRY

- FENDERS WRAPPED WITH NYLON REINFORCED PACKAGING
- FENDER CORNERS GUARDED WITH PLASTIC PROTECTORS
- FENDERS STRAPPED DOWN TO SKIDS
- FENDERS ALWAYS POSITIONED WELL WITHIN EACH SKID



# SINGLE AXLE FENDERS

## 80" STANDARD

ROLLED EDGE

### TFEN-S12

Fits: 46 1/2" or 43 1/2" O.D Tire

### TFEN-S13

Fits: 46 1/2" or 43 1/2" O.D Tire

### TFEN-S32

Fits: 41 3/4" O.D Tire

### TFEN-S33

Fits: 41 3/4" O.D Tire

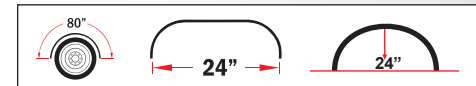


TFEN-S12 | TFEN-S13 | TFEN-S32 | TFEN-S33

## TECHNICAL SPECIFICATIONS

PART NUMBER	TFEN-S12	TFEN-S13	TFEN-S32	TFEN-S33
FENDER LENGTH	80"	80"	80"	80"
WHAT'S INCLUDED	2 x Fenders	2 x Fenders	2 x Fenders	2 x Fenders
MATERIAL	Stainless Steel	Stainless Steel	Stainless Steel	Stainless Steel
GAUGE	14 Gauge	16 Gauge	14 Gauge	16 Gauge

### TECHNICAL DRAWING



## 80" RIBBED

ROLLED EDGE | BEADED EDGE

### 3 RIBBED

#### TFEN-S14

Rolled Edge

#### TFEN-S16

Rolled Edge

### 4 RIBBED

#### TFEN-S22

Beaded Edge



TFEN-S14 | TFEN-S16

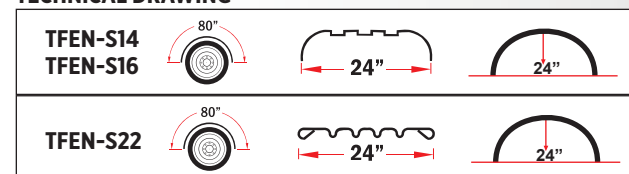


TFEN-S22

## TECHNICAL SPECIFICATIONS

PART NUMBER	TFEN-S14	TFEN-S16	TFEN-S22
FENDER LENGTH	80"	80"	80"
WHAT'S INCLUDED	2 x Fenders	2 x Fenders	2 x Fenders
RIBBED QTY	3 Ribbed	3 Ribbed	4 Ribbed
MATERIAL	Stainless Steel	Aluminum	Stainless Steel
GAUGE	16 Gauge	0.090"	18 Gauge

### TECHNICAL DRAWING





## LOW RIDER ROLLED EDGE

### 96" SINGLE AXLE TFEN-S37

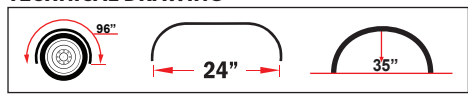
Fits: 46 1/2" or 43 1/2" O.D Tire



TFEN-S37

#### TECHNICAL SPECIFICATIONS

##### TECHNICAL DRAWING



FENDER LENGTH	96"
WHAT'S INCLUDED	2 x Fenders
MATERIAL	Stainless Steel
GAUGE	14 Gauge

## ROLLIN'LO ROLLED EDGE

### 96" SINGLE AXLE TFEN-S10

Fits: 46 1/2" or 43 1/2" O.D Tire

### 91" SINGLE AXLE TFEN-S11

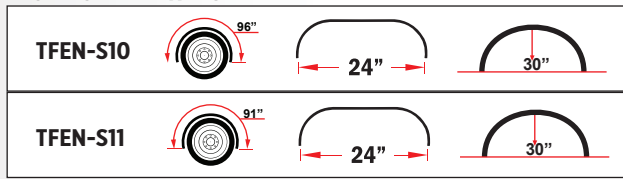
Fits: 41 3/4" O.D Tire  
22 1/2" Low Profile Tires



TFEN-S10 | TFEN-S11

#### TECHNICAL SPECIFICATIONS

##### TECHNICAL DRAWING



PART NUMBER	TFEN-S10	TFEN-S11
FENDER LENGTH	96"	91"
WHAT'S INCLUDED	2 x Fenders	2 x Fenders
MATERIAL	Stainless Steel	Stainless Steel
GAUGE	14 Gauge	14 Gauge

# FULL FENDERS

## 132" STANDARD ROLLED EDGE

### 14 GAUGE

#### TFEN-F11

Fits: 46 1/2" or 43 1/2" O.D Tire

#### TFEN-F34

Fits: 41 3/4" O.D Tire

### 16 GAUGE

#### TFEN-F12

Fits: 46 1/2" or 43 1/2" O.D Tire

#### TFEN-F35

Fits: 41 3/4" O.D Tire



TFEN-F11 | TFEN-F12 | TFEN-F34 | TFEN-F35

## TECHNICAL SPECIFICATIONS

PART NUMBER	TFEN-F11	TFEN-F34	TFEN-F12	TFEN-F35
FENDER LENGTH	132"	132"	132"	132"
WHAT'S INCLUDED	2 x Fenders	2 x Fenders	2 x Fenders	2 x Fenders
MATERIAL	Stainless Steel	Stainless Steel	Stainless Steel	Stainless Steel
GAUGE	14 Gauge	14 Gauge	16 Gauge	16 Gauge

### TECHNICAL DRAWING



## 120" STANDARD ROLLED EDGE

### TFEN-F13

Stainless Steel



TFEN-F13

## TECHNICAL SPECIFICATIONS

FENDER LENGTH	120"	TECHNICAL DRAWING
WHAT'S INCLUDED	2 x Fenders	
MATERIAL	Stainless Steel	
GAUGE	16 Gauge	





TFEN-F10 | TFEN-F33

## THE BOSS ROLLED EDGE

### 142" FULL FENDER

TFEN-F10

Fits: 46 1/2" or 43 1/2" O.D Tire

TFEN-F33

Fits: 41 3/4" O.D Tire

#### TECHNICAL SPECIFICATIONS

##### TECHNICAL DRAWING



PART NUMBER	TFEN-F10	TFEN-F33
FENDER LENGTH	142"	142"
WHAT'S INCLUDED	2 x Fenders	2 x Fenders
MATERIAL	Stainless Steel	Stainless Steel
GAUGE	14 Gauge	14 Gauge



TFEN-F17 | TFEN-F18

## 3 RIBBED ROLLED EDGE

### 120" FULL FENDER

TFEN-F17

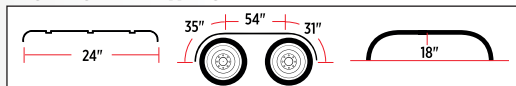
Stainless

TFEN-F18

Aluminum

#### TECHNICAL SPECIFICATIONS

##### TECHNICAL DRAWING



PART NUMBER	TFEN-F17	TFEN-F18
FENDER LENGTH	120"	120"
WHAT'S INCLUDED	2 x Fenders	2 x Fenders
MATERIAL	Stainless Steel	Aluminum
GAUGE	16 Gauge	0.090"

# FULL FENDERS

## 3 RIBBED ROLLED EDGE

### 108" FULL FENDER

**TFEN-F15**

Stainless Steel

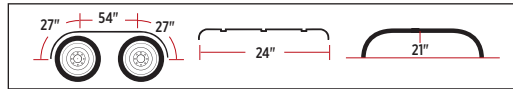


TFEN-F15

#### TECHNICAL SPECIFICATIONS

<b>FENDER LENGTH</b>	108"
<b>WHAT'S INCLUDED</b>	2 x Fenders
<b>MATERIAL</b>	Stainless Steel
<b>GAUGE</b>	16 Gauge

#### TECHNICAL DRAWING



## 4 RIBBED BEADED EDGE


### 120" FULL FENDER

**TFEN-F21**

24" Wide

**TFEN-F36**

26" Wide

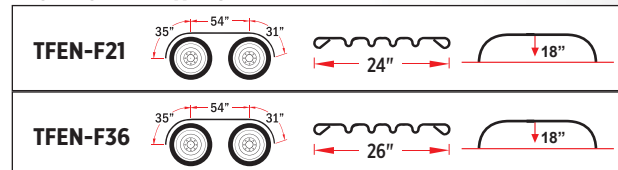


TFEN-F21 | TFEN-F36

#### TECHNICAL SPECIFICATIONS

PART NUMBER	TFEN-F21	TFEN-F36
<b>FENDER LENGTH</b>	120"	120"
<b>WHAT'S INCLUDED</b>	2 x Fenders	2 x Fenders
<b>MATERIAL</b>	Stainless Steel	Stainless Steel
<b>GAUGE</b>	16 Gauge	16 Gauge

#### TECHNICAL DRAWING





# FULL FENDERS



# HALF FENDER MOUNTING KITS

## TRIANGULAR UNDERMOUNT STAINLESS STEEL

**STANDARD (14 GA.)**

**TFEN-HKIT**  
Threaded Post Mount

**TFEN-HKITN**  
Not Threaded Post Mount

**HEAVY DUTY (12 GA.)**

**TFEN-HKITHD**  
Threaded Post Mount



TFEN-HKIT | TFEN-HKITN | TFEN-HKITHD

### TECHNICAL SPECIFICATIONS

PART NUMBER	TFEN-HKIT	TFEN-HKITN	TFEN-HKITHD	KIT INCLUDES
<b>MATERIAL</b>	Stainless Steel	Stainless Steel	Stainless Steel	2 x Mounting Brackets 2 x Triangular Arms (14 or 12 Ga.) 2 x Post Mount Tubes 2 x Clamps   All Hardware
<b>ARM GAUGE</b>	14 Gauge	14 Gauge	12 Gauge	
<b>POST MOUNT</b>	Threaded	No Thread	Threaded	
<b>SOLD</b>	Kit	Kit	Kit	



### RETAIL BOX

The above Mounting Kits are sold in Retail Packaging.

It's eye catching, informative and a must have for any showroom.

## SWIVEL UNDERMOUNT STAINLESS STEEL

(14 GA.) **STANDARD**  
**TFEN-HKIT2**  
Threaded Post Mount

**TFEN-HKITN2**  
Not Threaded Post Mount

(12 GA.) **HEAVY DUTY**  
**TFEN-HKIT2HD**  
Threaded Post Mount



TFEN-HKIT2 | TFEN-HKITN2 | TFEN-HKIT2HD

### TECHNICAL SPECIFICATIONS

KIT INCLUDES	PART NUMBER	TFEN-HKIT2	TFEN-HKITN2	TFEN-HKIT2HD
2 x 9" Swivel Mounting Brackets 2 x Triangular Arms (14 or 12 Ga.) 2 x Post Mount Tubes 2 x Clamps   All Hardware	<b>MATERIAL</b>	Stainless Steel	Stainless Steel	Stainless Steel
	<b>ARM GAUGE</b>	14 Gauge	14 Gauge	12 Gauge
	<b>POST MOUNT</b>	Threaded	No Thread	Threaded
	<b>SOLD</b>	Kit	Kit	Kit

The swivel mounting bracket is designed for easy installation and avoids any tension that can be encountered when installing. The fender will stay in a neutral state, whereas the bracket can rotate to meet the fender, avoiding any dimples that can lead to a cracked fender!

#### Swivel Bracket

Rotates to meet the fender



Clockwise or Counter-clockwise



# FULL FENDER MOUNTING KITS

## TRIANGULAR UNDERMOUNT STAINLESS STEEL

**STANDARD (14 GA.)**

**TFEN-FKIT**  
Threaded Post Mount

**TFEN-FKITN**  
Not Threaded Post Mount

**HEAVY DUTY (12 GA.)**

**TFEN-FKITHD**  
Threaded Post Mount



TFEN-FKIT | TFEN-FKITN | TFEN-FKITHD

### TECHNICAL SPECIFICATIONS

PART NUMBER	TFEN-FKIT	TFEN-FKITN	TFEN-FKITHD	KIT INCLUDES
MATERIAL	Stainless Steel	Stainless Steel	Stainless Steel	2 x Mounting Brackets 4 x Triangular Arms (14 or 12 Ga.) 4 x Post Mount Tubes 4 x Clamps   All Hardware
ARM GAUGE	14 Gauge	14 Gauge	12 Gauge	
POST MOUNT	Threaded	No Thread	Threaded	
SOLD	Kit	Kit	Kit	



### RETAIL BOX

The above Mounting Kits are sold in Retail Packaging.

It's eye catching, informative and a must have for any showroom.

## SWIVEL UNDERMOUNT STAINLESS STEEL

(14 GA.) **STANDARD**  
**TFEN-FKIT2**  
Threaded Post Mount

**TFEN-FKITN2**  
Not Threaded Post Mount

(12 GA.) **HEAVY DUTY**  
**TFEN-FKIT2HD**  
Threaded Post Mount



TFEN-FKIT2 | TFEN-FKITN2 | TFEN-FKIT2HD

### TECHNICAL SPECIFICATIONS

KIT INCLUDES	PART NUMBER	TFEN-FKIT2	TFEN-FKITN2	TFEN-FKIT2HD
2 x 9" Swivel Mounting Brackets 4 x Triangular Arms (14 or 12 Ga.) 4 x Post Mount Tubes 4 x Clamps   All Hardware	<b>MATERIAL</b>	Stainless Steel	Stainless Steel	Stainless Steel
	<b>ARM GAUGE</b>	14 Gauge	14 Gauge	12 Gauge
	<b>POST MOUNT</b>	Threaded	No Thread	Threaded
	<b>SOLD</b>	Kit	Kit	Kit

The swivel mounting bracket is designed for easy installation and avoids any tension that can be encountered when installing. The fender will stay in a neutral state, whereas the bracket can rotate to meet the fender, avoiding any dimples that can lead to a cracked fender!

#### Swivel Bracket

Rotates to meet the fender



Clockwise or Counter-clockwise



# SINGLE AXLE FENDER MOUNTING KITS

## TRIANGULAR MOUNTING ARMS

STAINLESS STEEL

**STANDARD (14 GA.)**

**TFEN-SKIT**

Threaded Post Mount

**TFEN-SKITN**

Not Threaded Post Mount

**HEAVY DUTY (12 GA.)**

**TFEN-SKITHD**

Threaded Post Mount



TFEN-SKIT | TFEN-SKITN | TFEN-SKITHD

## TECHNICAL SPECIFICATIONS

PART NUMBER	TFEN-SKIT	TFEN-SKITN	TFEN-SKITHD	KIT INCLUDES
MATERIAL	Stainless Steel	Stainless Steel	Stainless Steel	4 x Triangular Arms (14 or 12 Ga.) 4 x Post Mount Tubes 4 x Clamps   All Hardware
ARM GAUGE	14 Gauge	14 Gauge	12 Gauge	
POST MOUNT	Threaded	No Thread	Threaded	
SOLD	Kit	Kit	Kit	



## RETAIL BOX

ALL Trux's Mounting Kits are sold in Retail Packaging!

It's eye catching, informative and a must have for any showroom.



# MOUNTING BRACKETS

## MOUNTING BRACKETS STEEL



**SWIVEL BRACKET**  
**TFEN-A54**  
 9" Offset  
**TFEN-A58**  
 4" Offset


### TECHNICAL SPECIFICATIONS

WHAT'S INCLUDED	PART NUMBER	TFEN-A54	TFEN-A58
1 x Black Rubber Inset 1 x Top Plate 1 x Back Plate All Hardware	<b>MATERIAL</b>	Steel	Steel
	<b>DESIGNED TO FIT</b>	Universal	Universal
	<b>SOLD</b>	Individually	Individually

### DESIGN TO FIT

TFEN-A29 & TFEN-A30 brackets fit 90% of all truck suspensions.

## TRIANGULAR BRACKET



**TFEN-A29**  
 Left Side  
**TFEN-A30**  
 Right Side

### TECHNICAL SPECIFICATIONS

DESIGNED TO FIT	PART NUMBER	TFEN-A29	TFEN-A30
6" - 8.5" Suspension Height	<b>MATERIAL</b>	Steel	Steel
	<b>INSTALLATION</b>	Left Side	Right Side
	<b>SOLD</b>	Individually	Individually

# STAINLESS FENDER ACCESSORIES

## TRIANGULAR ARM

STAINLESS STEEL WITH WELDED END CAP

**STANDARD** (14 GA.)

**TFEN-A10**

**TFEN-A11**

With Bolt Kit


**TFEN-A12**

With Bolt Kit & Hardware

**HEAVY DUTY ARM** (12 GA.)

**TFEN-A13**

Heavy Duty Arm



TFEN-A13

### TECHNICAL SPECIFICATIONS

PART NUMBER	TFEN-A10	TFEN-A11	TFEN-A12	TFEN-A13
MATERIAL	Stainless Steel	Stainless Steel	Stainless Steel	Stainless Steel
ARM GAUGE	14 Gauge	14 Gauge	14 Gauge	12 Gauge
SOLD	Individually	Individually	Individually	Individually
WHAT'S INCLUDED	Triangular Arm End Cap	Triangular Arm End Cap Bolt Kit	Triangular Arm End Cap Bolt Kit Straps	Heavy Duty Triangular Arm Welded End Cap



## TRIANGULAR ARM ACCESSORIES



TFEN-A36



TFEN-A38

**TFEN-A36**  
Bolt Kit

**TFEN-A38**  
Metal Plate Kit

### TECHNICAL SPECIFICATIONS


TFEN-A36 KIT INCLUDES	TFEN-A38 KIT INCLUDES	MATERIAL	Metal Kit
6 x Bolts 6 x Washer	6 x Metal Plates	<b>SOLD</b>	

## POST MOUNT ACCESSORIES

### TUBES



TFEN-A15



TFEN-A44

**TFEN-A15**  
Threaded Post Mount

**TFEN-A17**  
Not Threaded Post Mount

**TFEN-A44**  
3/4" Fine Thread Bolt for TFEN-A15

### TECHNICAL SPECIFICATIONS

PART NUMBER	TFEN-A15	TFEN-A17	TFEN-A44
<b>MATERIAL</b>	Steel	Steel	Stainless Steel
<b>SOLD</b>	Individually	Individually	Individually

### CLAMPS



**TFEN-A19**  
Stainless Steel

### TECHNICAL SPECIFICATIONS

WHAT'S INCLUDED	MATERIAL	Stainless Steel
1 x Bolt   1 x Clamp	<b>SOLD</b>	Individually

# POLY FENDERS



**Little Maintenance** is required due to its durability to withstand salt and corrosion. Simply wash with mild soap and water



TRUX's Poly Fender robust design is made to **withstand the nastiest conditions**



Rigid Polyethylene that will **not dent, nor rust** and is designed to **resist chemical spills** and **UV Rays**, in which quality has been tested and sustained in various climates (-57°F / 176°F)

## 24" QUARTER FENDER KIT

ROLLED EDGE

TFEN-Q20

Half Moon Arms



### RETAIL BOX

TRUX INDESTRUCTIBLE Poly Quarter Fender TFEN-Q20 now sold in its very own RETAIL BOX!!

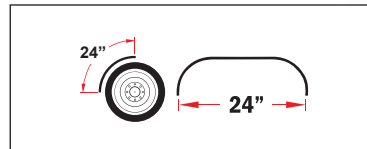
It's eye catching, informative and a must have for any showroom.

TFEN-Q20

### TECHNICAL SPECIFICATIONS

FENDER LENGTH	24"	KIT INCLUDES
MATERIAL	PP / EDPM	2 x Fenders 2 x Mounting Arms 2 x Clamps 2 x Top Mud Flaps Hardware
MOUNTING ARM	Half Moon Arms	

### TECHNICAL DRAWING



### HALF MOON ARM





## HALF TANDEM

ROLLED EDGE

**TFEN-H39**  
66" Half Fender

**TFEN-H66**  
105" Half Fender



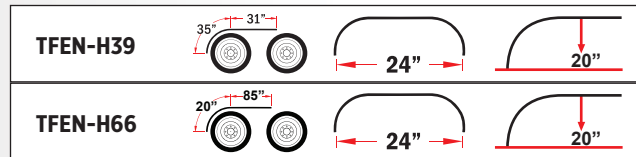
TFEN-H39



TFEN-H66

### TECHNICAL SPECIFICATIONS

#### TECHNICAL DRAWING




PART NUMBER	TFEN-H39	TFEN-H66
FENDER LENGTH	66"	105"
WHAT'S INCLUDED	2 x Fenders	2 x Fenders
MATERIAL	PP / EDPM	PP / EDPM


### HALF FENDER EXTENSIONS

**TFEN-A56**  
24" Extension

**TFEN-A57**  
34" Extension



TFEN-A56



TFEN-A57

### TECHNICAL SPECIFICATIONS

PART NUMBER	TFEN-A56	TFEN-A57
FENDER LENGTH	24"	34"
MATERIAL	PP / EDPM	PP / EDPM

# POLY FENDERS

## SINGLE AXLE ROLLED EDGE

**STANDARD**  
**TFEN-S17**  
76" Poly Fender

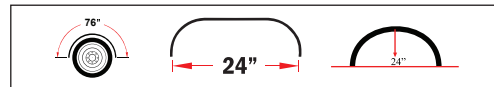


TFEN-S17

### TECHNICAL SPECIFICATIONS

FENDER LENGTH	76"
WHAT'S INCLUDED	2 x Fenders
MATERIAL	PP / EDPM

#### TECHNICAL DRAWING



## SUPER SINGLE AXLE ROLLED EDGE

**76" SINGLE AXLE**  
**TFEN-S26**  
19" Wide

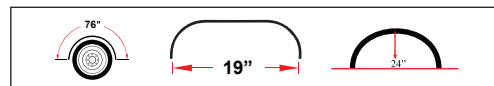


TFEN-S26

### TECHNICAL SPECIFICATIONS

FENDER LENGTH	76"
FENDER WIDTH	19" Wide
WHAT'S INCLUDED	2 x Fenders
MATERIAL	PP / EDPM

#### TECHNICAL DRAWING





**FULL TANDEM**  
ROLLED EDGE

**RIBBED**  
**TFEN-F26**  
133" Full Fender

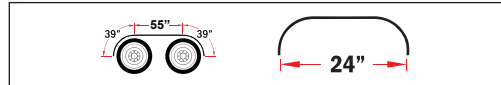


TFEN-F26

**TECHNICAL SPECIFICATIONS**

**1 PIECE FENDER**  
TFEN-F26 is sold as a 1 piece fender

**TECHNICAL DRAWING**



<b>FENDER LENGTH</b>	133"
<b>WHAT'S INCLUDED</b>	2 x Fenders
<b>MATERIAL</b>	PP / EDPM

**DOUBLE HUMP**  
**TFEN-F40**  
105" Full Fender



TFEN-F40

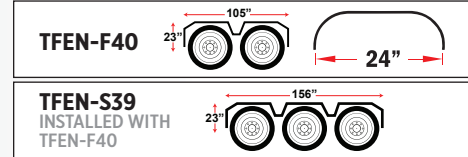


TFEN-S39  
EXTENSION INSTALLED WITH TFEN-F40

**TFEN-S39**  
51" Extension Connector

**TECHNICAL SPECIFICATIONS**

**TECHNICAL DRAWING**



PART NUMBER	TFEN-F40	TFEN-S39
<b>FENDER LENGTH</b>	105"	51"
<b>WHAT'S INCLUDED</b>	2 x Fenders	2 x Fenders
<b>MATERIAL</b>	PP / EDPM	PP / EDPM

# POLY MOUNTING KITS

## HALF FENDER KITS

BLACK STEEL

### TFEN-HKITP

Triangular Undermounts



### TFEN-HKITP2

Angled Undermounts



### TFEN-HKITP3

Swivel Undermounts



## TECHNICAL SPECIFICATIONS

#### TFEN-HKITP INCLUDES

2 x Black Triangular Mounting Brackets  
2 x Black Steel Triangular Arms  
2 x Black Threaded Post Mount Tubes  
2 x Black Clamps | Hardware

#### TFEN-HKITP2 INCLUDES

2 x Black Mounting Brackets  
2 x Black Steel Tube Arms  
2 x Black Threaded Post Mount Tubes  
2 x Black Clamps | Hardware

#### TFEN-HKITP3 INCLUDES

2 x 9" Swivel Mounting Brackets  
2 x Black Steel Tube Arms  
2 x Black Threaded Post Mount Tubes  
2 x Black Clamps | Hardware

The swivel mounting bracket is designed for easy installation and avoids any tension that can be encountered when installing. The fender will stay in a neutral state, whereas the bracket can rotate to meet the fender, avoiding any dimples that can lead to a cracked fender!

**Swivel Bracket**  
Rotates to meet the fender



Clockwise or  
Counter-clockwise





## SINGLE AXLE FENDER KITS

BLACK STEEL



TFEN-SKITP



TFEN-SKITP2

### TFEN-SKITP

Triangular Mounting Arms

### TFEN-SKITP2

Tube Mounting Arms

### TECHNICAL SPECIFICATIONS

#### TFEN-SKITP INCLUDES

- 4 x Black Steel Triangular Arms
- 4 x Black Threaded Post Mount Tubes
- 4 x Black Clamps | Hardware

#### TFEN-SKITP2 INCLUDES


- 4 x Black Steel Tube Arms
- 4 x Black Threaded Post Mount Tubes
- 4 x Black Clamps | Hardware

## FULL FENDER KITS


BLACK STEEL



TFEN-FKITP



TFEN-FKITP2



TFEN-FKITP3

### TFEN-FKITP

Triangular Undermounts

### TFEN-FKITP2

Angled Undermounts

### TFEN-FKITP3

Swivel Undermounts

### TECHNICAL SPECIFICATIONS

#### TFEN-FKITP INCLUDES

- 2 x Black Triangular Mounting Brackets
- 4 x Black Steel Triangular Arms
- 4 x Black Threaded Post Mount Tubes
- 4 x Black Clamps | Hardware

#### TFEN-FKITP2 INCLUDES

- 2 x Black Mounting Brackets
- 4 x Black Steel Tube Arms
- 4 x Black Threaded Post Mount Tubes
- 4 x Black Clamps | Hardware

#### TFEN-FKITP3 INCLUDES

- 2 x 9" Swivel Mounting Brackets
- 4 x Black Steel Tube Arms
- 4 x Black Threaded Post Mount Tubes
- 4 x Black Clamps | Hardware

# POLY FENDER ACCESSORIES

## POLY MOUNTING ARMS

STAINLESS STEEL

### TUBE

#### TFEN-A55

with Clamp & Post Mount Set



TFEN-A55

### TECHNICAL SPECIFICATIONS

<b>MATERIAL</b>	Black Stainless Steel
<b>SOLD</b>	Kit

<b>WHAT'S INCLUDED</b>
1 x Black Round Mounting Arm 1 x Post Mount Tube   1 x Post Mount Clamp Hardware

### TRIANGULAR

#### TFEN-A53

with Bolt Kit



### TECHNICAL SPECIFICATIONS

<b>MATERIAL</b>	Black Stainless Steel
<b>ARM GAUGE</b>	14 Gauge
<b>SOLD</b>	Individually

<b>WHAT'S INCLUDED</b>
1 x Black Triangular Arm 6 x Bolts 6 x Washer





## POLY UNDERMOUNTS

BLACK STEEL

### SWIVEL BRACKET

TFEN-A54

9" Offset

TFEN-A58

4" Offset



#### TECHNICAL SPECIFICATIONS

WHAT'S INCLUDED	PART NUMBER	TFEN-A54	TFEN-A58
1 x Black Rubber Inset 1 x Top Plate 1 x Back Plate All Hardware	MATERIAL	Steel	Steel
	DESIGNED TO FIT	Universal	Universal
	SOLD	Individually	Individually

### ANGLED BRACKET

TFEN-A63

Left Side

TFEN-A64

Right Side



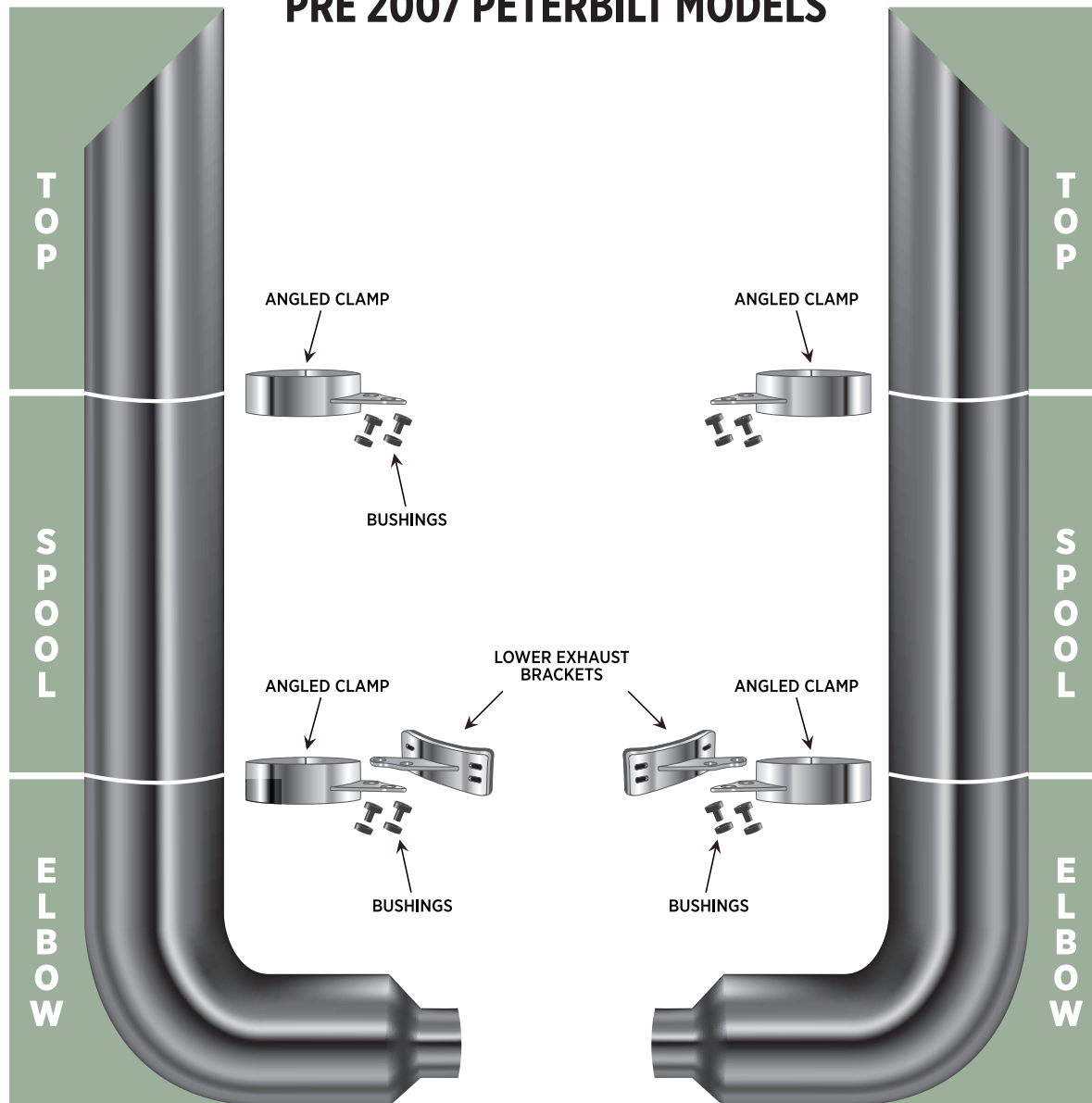
#### TECHNICAL SPECIFICATIONS

DESIGNED TO FIT	PART NUMBER	TFEN-A63	TFEN-A64
6" - 8.5" Suspension Height	MATERIAL	Steel	Steel
	INSTALLATION	Left Side	Right Side
	SOLD	Individually	Individually

# EXHAUST KITS

## COMPLETE 8" / 7" / 6" EXHAUST KITS 52" MIDDLE SPOOL / 90° ELBOWS

PRE 2007 PETERBILT MODELS



### 5" REDUCED ELBOWS

All elbows are reduced to a 5" Diameter in order to be used with a 5" Y Pipe. Clamps are chrome plated stainless steel, allowing the clamps to have the same mirror shine finish as the exhaust components.


### ALL KITS INCLUDES

- 2 x Top Stacks (54" or 60" High)
- 2 x Middle Spools (52" High)
- 2 x 90° Reduced to 5" Elbows
- 4 x 3.75" Wide Band Clamps (Angled)
- 2 x Lower Exhaust Brackets (Angled)
- 8 x Black Bushings



## 54" / 60" TOP STACK KITS

52" MIDDLE SPOOLS / 90° REDUCED TO 5" ELBOWS



### 8" DIAMETER STACKS

8" DIAMETER

**TSK8-MSET**  
54" Mitered Top Stack

**TSK8-CSET**  
54" Curved Top Stack

**TSK8-BSET**  
54" Bullhorn Top Stack

**TSK8-FSET**  
54" Flat Top Stack

**TSK8-MSET2**  
60" Mitered Top Stack

**TSK8-CSET2**  
60" Curved Top Stack

**TSK8-BSET2**  
60" Bullhorn Top Stack

**TSK8-FSET2**  
60" Flat Top Stack

### 7" DIAMETER STACKS

7" DIAMETER

**TSK7-MSET**  
54" Mitered Top Stack

**TSK7-CSET**  
54" Curved Top Stack

**TSK7-BSET**  
54" Bullhorn Top Stack

Not Available

**TSK7-MSET2**  
60" Mitered Top Stack

**TSK7-CSET2**  
60" Curved Top Stack

**TSK7-BSET2**  
60" Bullhorn Top Stack

Not Available

### 6" DIAMETER STACKS

6" DIAMETER

**TSK6-MSET**  
54" Mitered Top Stack

**TSK6-CSET**  
54" Curved Top Stack

**TSK6-BSET**  
54" Bullhorn Top Stack

Not Available

**TSK6-MSET2**  
60" Mitered Top Stack

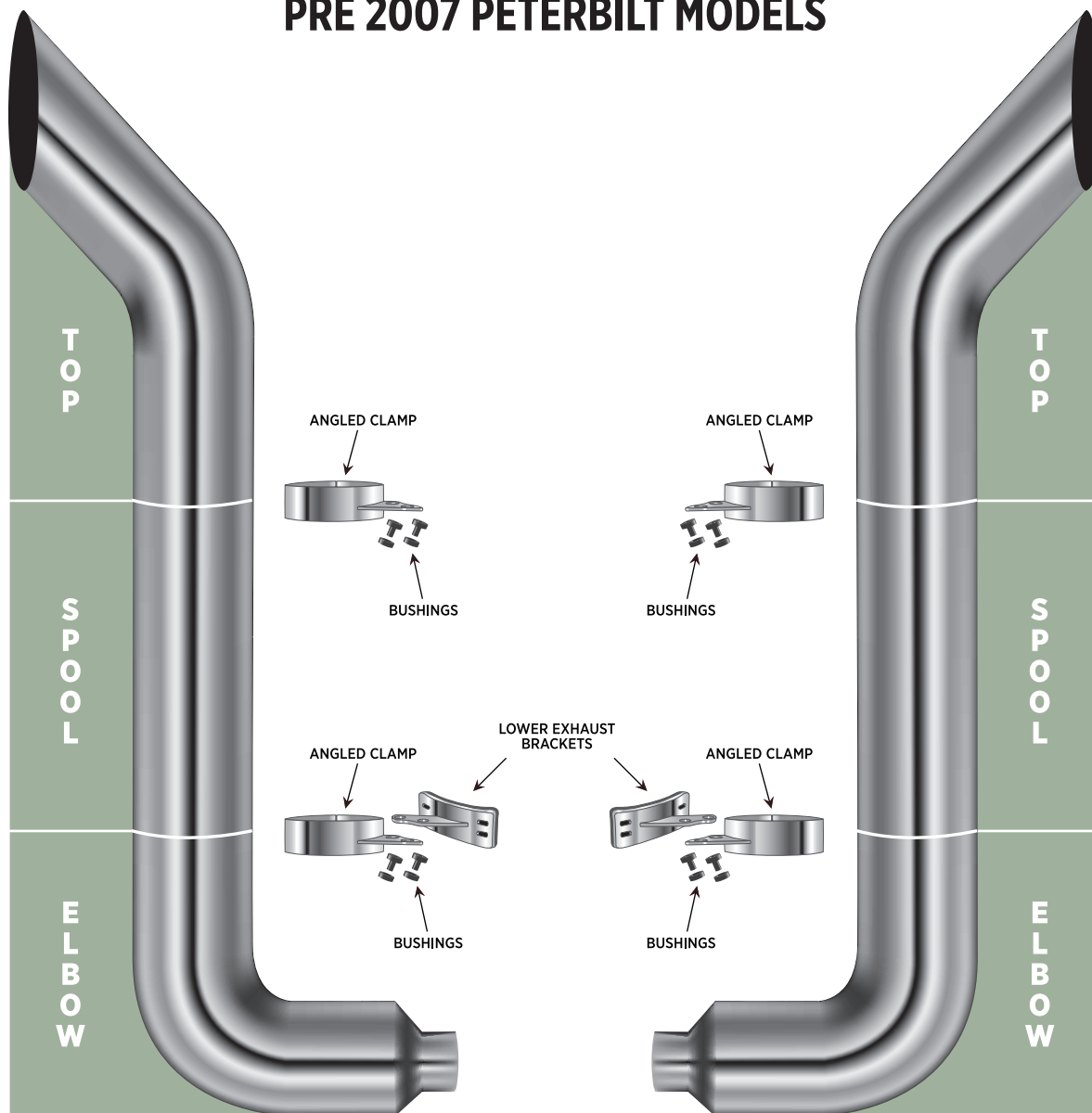
**TSK6-CSET2**  
60" Curved Top Stack

**TSK6-BSET2**  
60" Bullhorn Top Stack

Not Available

# EXHAUST KITS

## COMPLETE 8" / 7" / 6" EXHAUST KITS 55" MIDDLE SPOOL / 90° ELBOWS PRE 2007 PETERBILT MODELS



### 5" REDUCED ELBOWS

All elbows are reduced to a 5" Diameter in order to be used with a 5" Y Pipe. Clamps are chrome plated stainless steel, allowing the clamps to have the same mirror shine finish as the exhaust components.


### ALL KITS INCLUDES

- 2 x Top Stacks (54" or 60" High)
- 2 x Middle Spools (55" High)
- 2 x 90° Reduced to 5" Elbows
- 4 x 3.75" Wide Band Clamps (Angled)
- 2 x Lower Exhaust Brackets (Angled)
- 8 x Black Bushings



## 54" / 60" TOP STACK KITS

55" MIDDLE SPOOLS / 90° REDUCED TO 5" ELBOWS



### 8" DIAMETER STACKS

8" DIAMETER

**TSK8-MSET5**  
54" Mitered Top Stack

**TSK8-CSET4**  
54" Curved Top Stack

**TSK8-BSET3**  
54" Bullhorn Top Stack

**TSK8-FSET4**  
54" Flat Top Stack

**TSK8-MSET3**  
60" Mitered Top Stack

**TSK8-CSET3**  
60" Curved Top Stack

**TSK8-BSET4**  
60" Bullhorn Top Stack

**TSK8-FSET5**  
60" Flat Top Stack

### 7" DIAMETER STACKS

7" DIAMETER

**TSK7-MSET6**  
54" Mitered Top Stack

**TSK7-CSET6**  
54" Curved Top Stack

**TSK7-BSET5**  
54" Bullhorn Top Stack

Not Available

**TSK7-MSET5**  
60" Mitered Top Stack

**TSK7-CSET5**  
60" Curved Top Stack

**TSK7-BSET6**  
60" Bullhorn Top Stack

Not Available

### 6" DIAMETER STACKS

6" DIAMETER

**TSK6-MSET5**  
54" Mitered Top Stack

**TSK6-CSET5**  
54" Curved Top Stack

**TSK6-BSET5**  
54" Bullhorn Top Stack

Not Available

**TSK6-MSET6**  
60" Mitered Top Stack

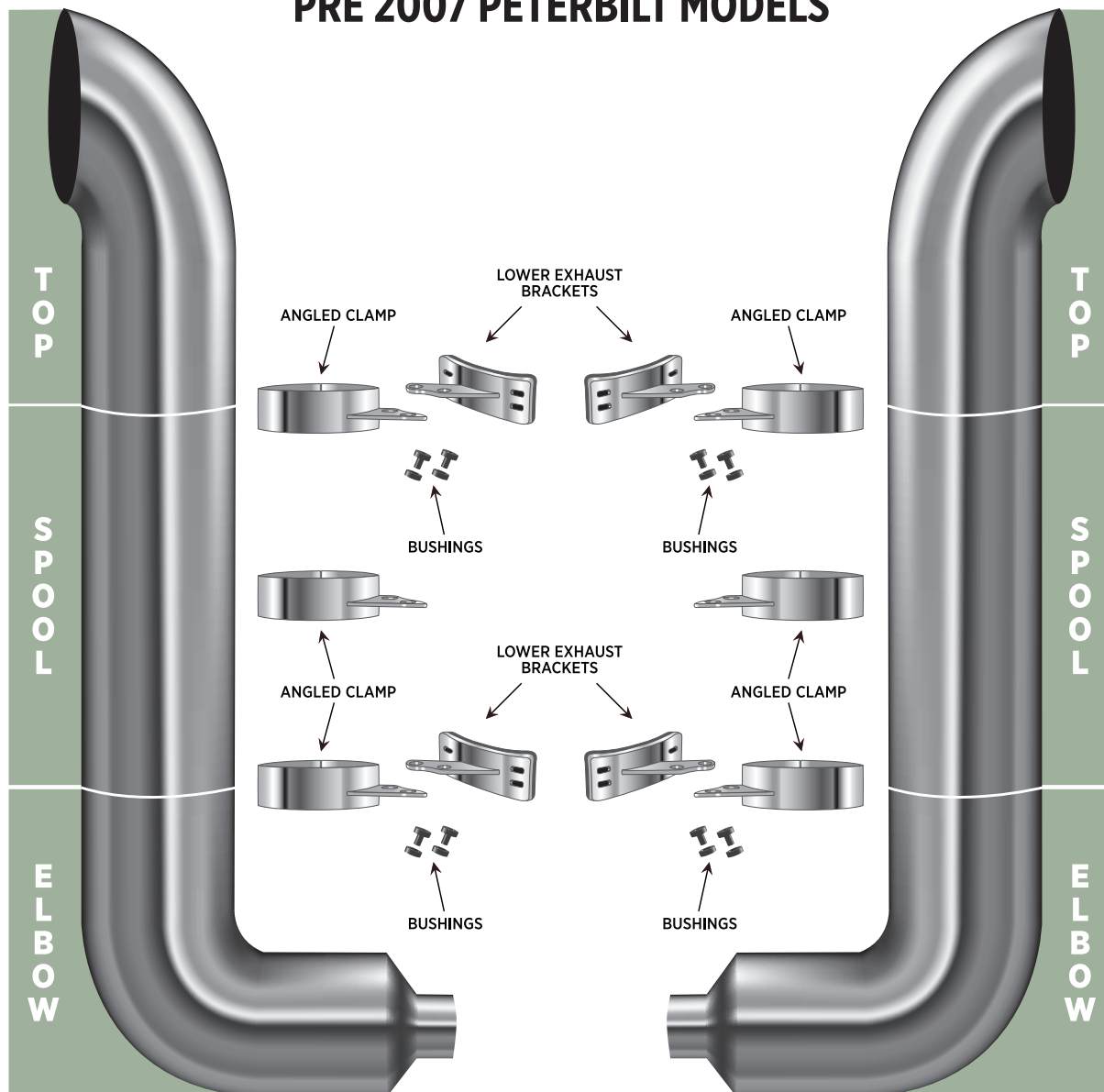
**TSK6-CSET6**  
60" Curved Top Stack

**TSK6-BSET6**  
60" Bullhorn Top Stack

Not Available

# EXHAUST KITS

## COMPLETE 10" EXHAUST KITS 52" & 55" MIDDLE SPOOL / 90° ELBOWS PRE 2007 PETERBILT MODELS



### 5" REDUCED ELBOWS

All elbows are reduced to a 5" Diameter in order to be used with a 5" Y Pipe. Clamps are chrome plated stainless steel, allowing the clamps to have the same mirror shine finish as the exhaust components.

### ALL KITS INCLUDES


- 2 x Top Stacks (54" or 60" High)
- 2 x Middle Spools (52" or 55" High)
- 2 x 90° Reduced to 5" Elbows
- 6 x 3.75" Wide Band Clamps (Angled)
- 4 x Lower Exhaust Brackets (Angled)
- 8 x Black Bushings





## 54" / 60" TOP STACK KITS

52" MIDDLE SPOOLS / 90° REDUCED TO 5" ELBOWS



### 10" DIAMETER STACKS

10" DIAMETER

**TSK10-MSET**  
54" Mitered Top Stack

**TSK10-CSET**  
54" Curved Top Stack

**TSK10-BSET**  
54" Bullhorn Top Stack

**TSK10-FSET**  
54" Flat Top Stack

**TSK10-MSET2**  
60" Mitered Top Stack

**TSK10-CSET2**  
60" Curved Top Stack

**TSK10-BSET2**  
60" Bullhorn Top Stack

**TSK10-FSET2**  
60" Flat Top Stack

## 54" / 60" TOP STACK KITS

55" MIDDLE SPOOLS / 90° REDUCED TO 5" ELBOWS

### 10" DIAMETER STACKS

10" DIAMETER

**TSK10-MSET3**  
54" Mitered Top Stack

**TSK10-CSET3**  
54" Curved Top Stack

**TSK10-BSET3**  
54" Bullhorn Top Stack

**TSK10-FSET3**  
54" Flat Top Stack

**TSK10-MSET4**  
60" Mitered Top Stack

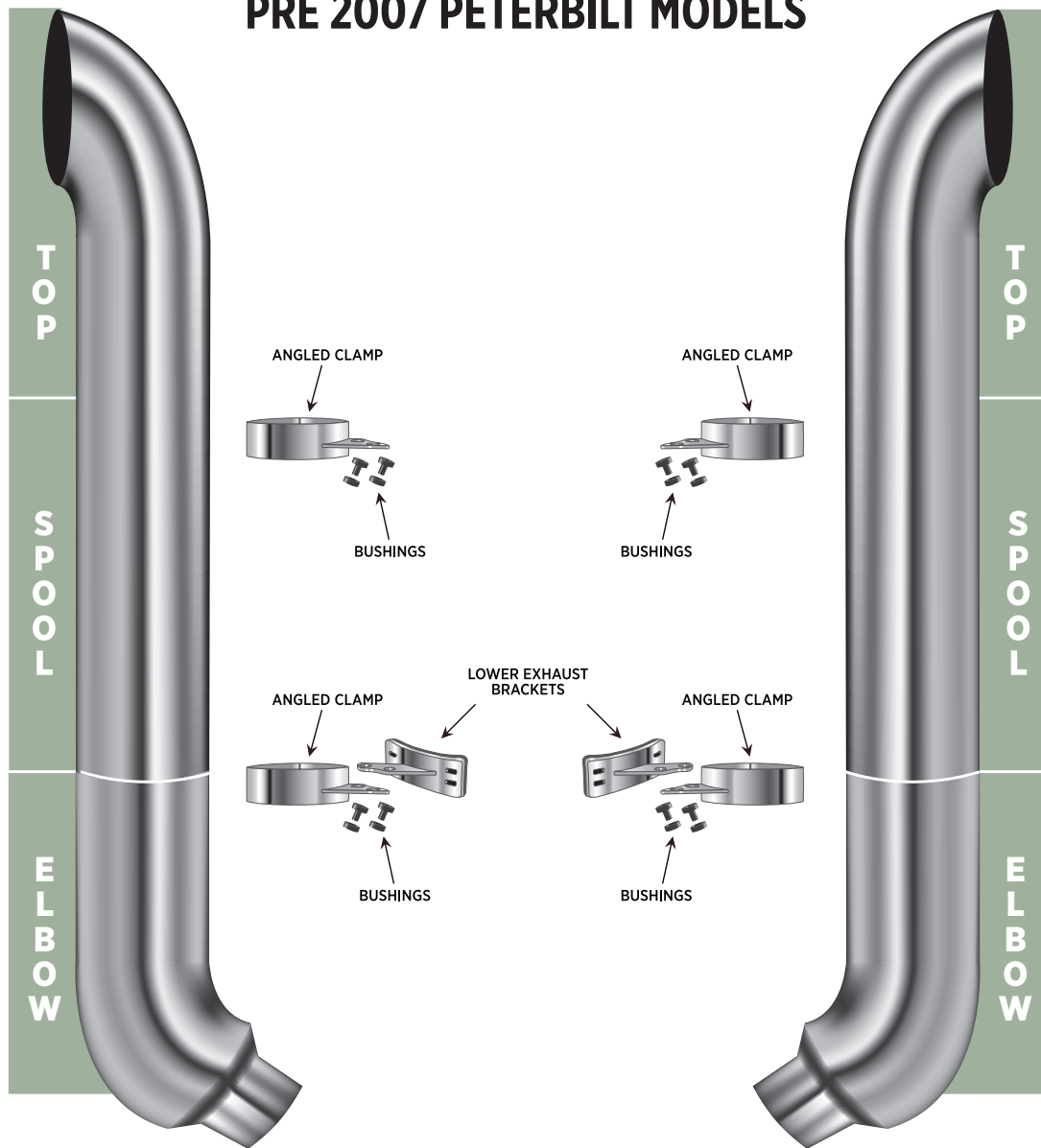
**TSK10-CSET4**  
60" Curved Top Stack

**TSK10-BSET4**  
60" Bullhorn Top Stack

**TSK10-FSET4**  
60" Flat Top Stack

# EXHAUST KITS

## COMPLETE EXHAUST KITS 52" MIDDLE SPOOL / 58° ELBOWS PRE 2007 PETERBILT MODELS



### 5" REDUCED ELBOWS

All elbows are reduced to a 5" Diameter in order to be used with a 5" Y Pipe. Clamps are chrome plated stainless steel, allowing the clamps to have the same mirror shine finish as the exhaust components.


### ALL KITS INCLUDES

- 2 x Top Stacks (54" or 60" High)
- 2 x Middle Spools (52" High)
- 2 x 58° Reduced to 5" Elbows
- 4 x 3.75" Wide Band Clamps (Angled)
- 2 x Lower Exhaust Brackets (Angled)
- 8 x Black Bushings



## 54" / 60" TOP STACK KITS

52" MIDDLE SPOOLS / 58° REDUCED TO 5" ELBOWS



### 8" DIAMETER STACKS

8" DIAMETER

**TSK8-MSET4**  
54" Mitered Top Stack

**TSK8-CSET5**  
54" Curved Top Stack

**TSK8-BSET5**  
54" Bullhorn Top Stack

**TSK8-FSET3**  
54" Flat Top Stack

**TSK8-MSET6**  
60" Mitered Top Stack

**TSK8-CSET6**  
60" Curved Top Stack

**TSK8-BSET6**  
60" Bullhorn Top Stack

**TSK8-FSET6**  
60" Flat Top Stack

### 7" DIAMETER STACKS

7" DIAMETER

**TSK7-MSET3**  
54" Mitered Top Stack

**TSK7-CSET3**  
54" Curved Top Stack

**TSK7-BSET3**  
54" Bullhorn Top Stack

Not Available

**TSK7-MSET4**  
60" Mitered Top Stack

**TSK7-CSET4**  
60" Curved Top Stack

**TSK7-BSET4**  
60" Bullhorn Top Stack

Not Available

### 6" DIAMETER STACKS

6" DIAMETER

**TSK6-MSET3**  
54" Mitered Top Stack

**TSK6-CSET3**  
54" Curved Top Stack

**TSK6-BSET3**  
54" Bullhorn Top Stack

Not Available

**TSK6-MSET4**  
60" Mitered Top Stack

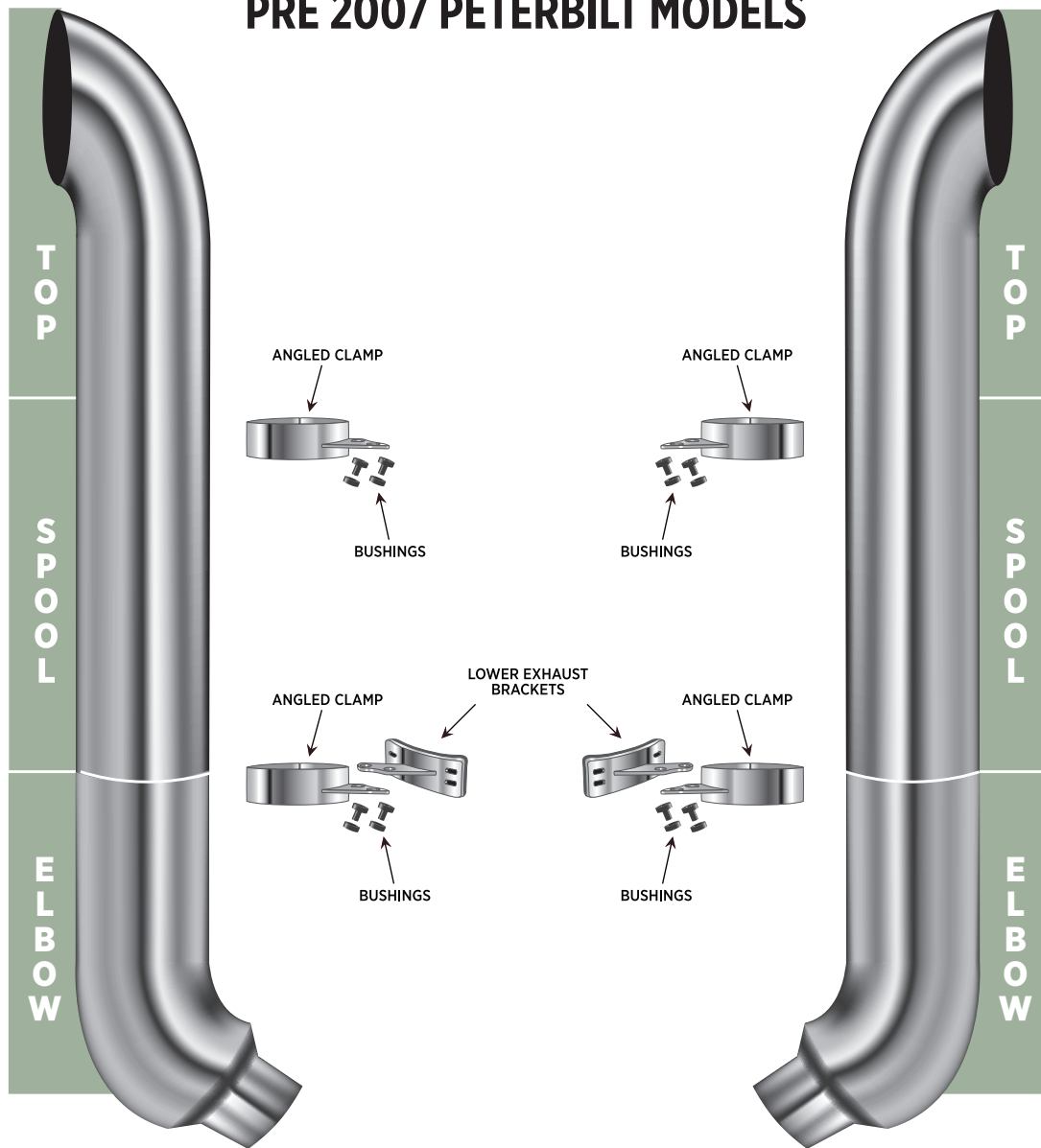
**TSK6-CSET4**  
60" Curved Top Stack

**TSK6-BSET4**  
60" Bullhorn Top Stack

Not Available

# EXHAUST KITS

## COMPLETE EXHAUST KITS 55" MIDDLE SPOOL / 58° ELBOWS PRE 2007 PETERBILT MODELS



### 5" REDUCED ELBOWS


All elbows are reduced to a 5" Diameter in order to be used with a 5" Y Pipe. Clamps are chrome plated stainless steel, allowing the clamps to have the same mirror shine finish as the exhaust components.

### ALL KITS INCLUDES

- 2 x Top Stacks (54" or 60" High)
- 2 x Middle Spools (55" High)
- 2 x 58° Reduced to 5" Elbows
- 4 x 3.75" Wide Band Clamps (Angled)
- 2 x Lower Exhaust Brackets (Angled)
- 8 x Black Bushings

## 54" / 60" TOP STACK KITS

55" MIDDLE SPOOLS / 58° REDUCED 5" ELBOWS



### 8" DIAMETER STACKS

8" DIAMETER

**TSK8-MSET7**  
54" Mitered Top Stack

**TSK8-CSET7**  
54" Curved Top Stack

**TSK8-BSET7**  
54" Bullhorn Top Stack

**TSK8-FSET7**  
54" Flat Top Stack

**TSK8-MSET8**  
60" Mitered Top Stack

**TSK8-CSET8**  
60" Curved Top Stack

**TSK8-BSET8**  
60" Bullhorn Top Stack

**TSK8-FSET8**  
60" Flat Top Stack

### 7" DIAMETER STACKS

7" DIAMETER

**TSK7-MSET7**  
54" Mitered Top Stack

**TSK7-CSET7**  
54" Curved Top Stack

**TSK7-BSET7**  
54" Bullhorn Top Stack

Not Available

**TSK7-MSET8**  
60" Mitered Top Stack

**TSK7-CSET8**  
60" Curved Top Stack

**TSK7-BSET8**  
60" Bullhorn Top Stack

Not Available

### 6" DIAMETER STACKS

6" DIAMETER

**TSK6-MSET7**  
54" Mitered Top Stack

**TSK6-CSET7**  
54" Curved Top Stack

**TSK6-BSET7**  
54" Bullhorn Top Stack

Not Available

**TSK6-MSET8**  
60" Mitered Top Stack


**TSK6-CSET8**  
60" Curved Top Stack

**TSK6-BSET8**  
60" Bullhorn Top Stack

Not Available

# TOP STACKS

## 54" / 60" TOP STACKS FOR KITS FITS TRUCKS BUILT PRE 2007



### 10" DIAMETER STACKS

10" DIAMETER

**TSK10-M54T**  
54" Mitered Top Stack

**TSK10-C54T**  
54" Curved Top Stack

**TSK10-B54T**  
54" Bullhorn Top Stack

**TSK10-F54T**  
54" Flat Top Stack

**TSK10-M60T**  
60" Mitered Top Stack

**TSK10-C60T**  
60" Curved Top Stack

**TSK10-B60T**  
60" Bullhorn Top Stack

**TSK10-F60T**  
60" Flat Top Stack

### 8" DIAMETER STACKS

8" DIAMETER

**TSK8-M54T**  
54" Mitered Top Stack

**TSK8-C54T**  
54" Curved Top Stack

**TSK8-B54T**  
54" Bullhorn Top Stack

**TSK8-F54T**  
54" Flat Top Stack

**TSK8-M60T**  
60" Mitered Top Stack

**TSK8-C60T**  
60" Curved Top Stack

**TSK8-B60T**  
60" Bullhorn Top Stack

**TSK8-F60T**  
60" Flat Top Stack

### 7" DIAMETER STACKS

7" DIAMETER

**TSK7-M54T**  
54" Mitered Top Stack

**TSK7-C54T**  
54" Curved Top Stack

**TSK7-B54T**  
54" Bullhorn Top Stack

Not Available

**TSK7-M60T**  
60" Mitered Top Stack

**TSK7-C60T**  
60" Curved Top Stack

**TSK7-B60T**  
60" Bullhorn Top Stack

Not Available

### 6" DIAMETER STACKS

6" DIAMETER

**TSK6-M54T**  
54" Mitered Top Stack

**TSK6-C54T**  
54" Curved Top Stack

**TSK6-B54T**  
54" Bullhorn Top Stack

Not Available

**TSK6-M60T**  
60" Mitered Top Stack

**TSK6-C60T**  
60" Curved Top Stack

**TSK6-B60T**  
60" Bullhorn Top Stack

Not Available

# MIDDLE SPOOLS

EXHAUSTS

## MIDDLE SPOOLS FOR KITS

52" & 55" LONG



### PLAIN BOTTOM

**TSK6-52S**  
6" Diameter

**TSK6-55S**  
6" Diameter

**TSK7-52S**  
7" Diameter

**TSK7-55S**  
7" Diameter

**TSK8-52S**  
8" Diameter

**TSK8-55S**  
8" Diameter

**TSK10-52S**  
10" Diameter

**TSK10-55S**  
10" Diameter

### IMPORTANT

For Peterbilt 379: Trucks between 1987-2003, use 52" spool. From 2003-2006, use a 55" spool. (Some Peterbilt 379 models built in late 2003 may need 52" spools) Please measure the distance between your current upper and lower exhaust brackets for exact dimensions.

**Attention!** The above measurements are the length of each spool and do not include the additional tapered sleeve. If assembled correctly, the middle spool will measure either 52" or 55" spools.

### REDUCED TO 5" BOTTOM

**TSK65-52S**  
6" to 5" Reduced Bottom

Not Available

**TSK75-52S**  
7" to 5" Reduced Bottom

**TSK75-55S**  
7" to 5" Reduced Bottom

### IMPORTANT

The common 5" outer diameter elbows will fit inside these spools. For Peterbilt 379: Trucks between 1987-2003, use a 52" spool. From 2003-2006, use a 55" spool. Please measure the distance between your current upper and lower exhaust brackets for exact dimensions.

**Attention!** The above measurements are the length of each spool and do not include the additional tapered sleeve. If assembled correctly, the middle spool will measure either 52" or 55" spools.

# EXHAUST ELBOWS

## 90° REDUCED TO 5" ELBOWS

FITS TRUCKS BUILT PRE 2007

### TEL-65

6" Reduced to 5" Diameter

### TEL-75

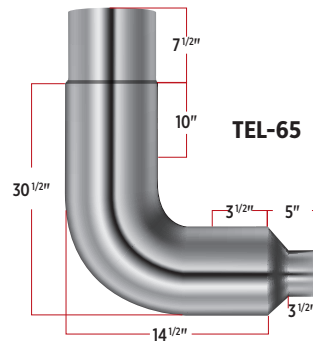
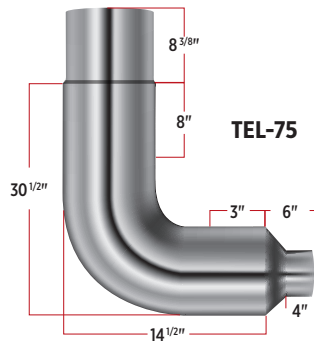
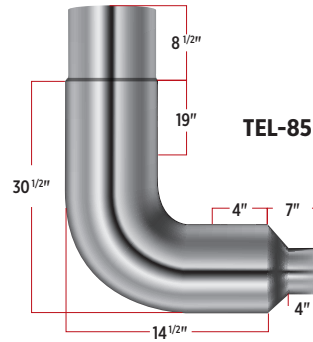
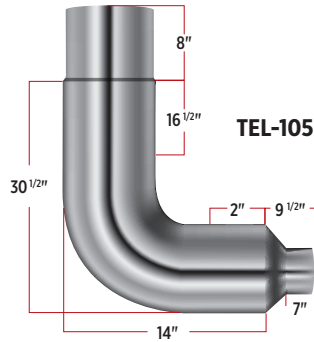
7" Reduced to 5" Diameter

### TEL-85

8" Reduced to 5" Diameter

### TEL-105

10" Reduced to 5" Diameter



## 90° REGULAR ELBOWS


FITS TRUCKS BUILT PRE 2007

### TEL-8

8" Diameter

### TEL-10

10" Diameter

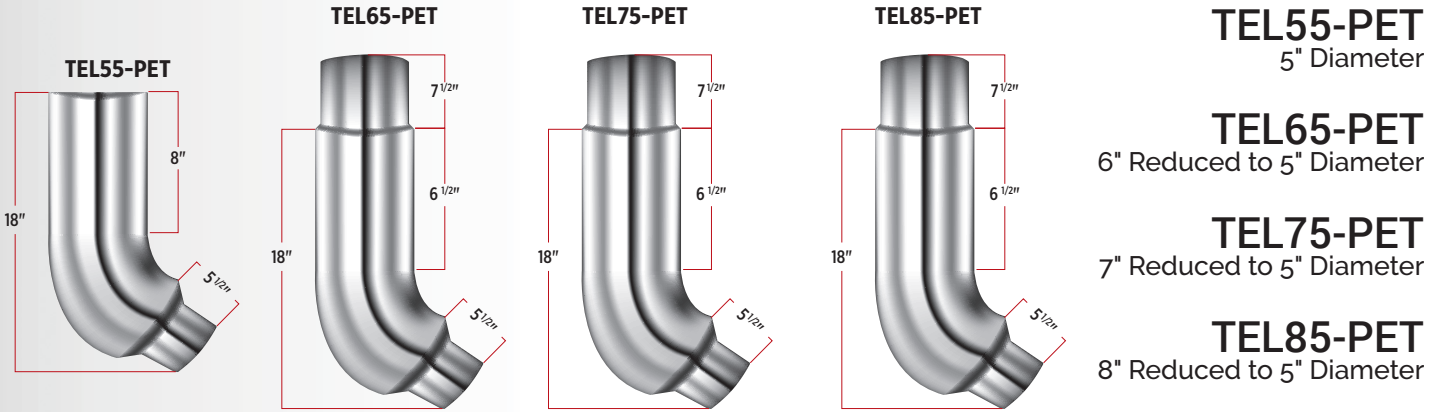






# 58° REDUCED TO 5" ELBOWS

FITS TRUCKS BUILT PRE 2007



# TOP STACKS

**5" OUTER DIAMETER**  
36" / 48" / 60" LONG

**FOR TRUCKS BUILT PRE 2007**



**TSK5-M036**  
36" Mitered Top Stack

**TSK5-M048**  
48" Mitered Top Stack

**TSK5-M060**  
60" Mitered Top Stack



**TSK5-C036**  
36" Curved Top Stack

**TSK5-C048**  
48" Curved Top Stack

**TSK5-C060**  
60" Curved Top Stack



**TSK5-B036**  
36" Bullhorn Top Stack

**TSK5-B048**  
48" Bullhorn Top Stack

**TSK5-B060**  
60" Bullhorn Top Stack



## REDUCED OUTER DIAMETER

36" / 48" / 60" LONG



### 6" TO 5" O.D. REDUCED TOP STACKS

6" TO 5" REDUCED

**TSK65-M036**  
36" Mitered Top Stack

**TSK65-M048**  
48" Mitered Top Stack

**TSK65-M060**  
60" Mitered Top Stack

**TSK65-C036**  
36" Curved Top Stack

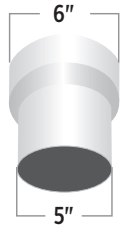
**TSK65-C048**  
48" Curved Top Stack

**TSK65-C060**  
60" Curved Top Stack

**TSK65-B036**  
36" Bullhorn Top Stack

**TSK65-B048**  
48" Bullhorn Top Stack

**TSK65-B060**  
60" Bullhorn Top Stack



### 7" TO 5" O.D. REDUCED TOP STACKS

7" TO 5" REDUCED

**TSK75-M048**  
48" Mitered Top Stack

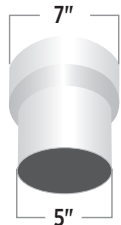
**TSK75-M060**  
60" Mitered Top Stack

**TSK75-C048**  
48" Curved Top Stack

**TSK75-C060**  
60" Curved Top Stack

**TSK75-B048**  
48" Bullhorn Top Stack

**TSK75-B060**  
60" Bullhorn Top Stack



# EXHAUST ACCESSORIES

## EXHAUST BRACKETS

PETERBILT STAINLESS STEEL

**TCLA-PEB**  
Straight

**TCLA-PEBA**  
Angled

### INSTALLATION

Replace the original exhaust bracket on the cab corner.



SOLD IN RETAIL PACKAGING

TCLA-PEBA



SOLD IN RETAIL PACKAGING

TCLA-PEB

## BRACKET BUSHINGS

BLACK POLYURETHANE

**TP-2010**  
4 Pack

SOLD IN RETAIL PACKAGING





## WIDE BAND CLAMPS

STAINLESS STEEL

### STRAIGHT MOUNTING PLATE

**TCLA-51**  
5" Wide

**TCLA-61**  
6" Wide



### ANGLED MOUNTING PLATE

**TCLA-63**  
6" Wide

**TCLA-73**  
7" Wide

**TCLA-83**  
8" Wide

**TCLA-103**  
10" Wide



### MIRROR SHINE PROCESS

All clamps are made out of stainless steel and with a chrome finish offering a mirror shine. The clamp wraps around the exhaust stack and attaches to the bracket on the truck.

## Y PIPE EXHAUST

GALVANIZED STEEL



**TSK-5Y**  
5" Diameter

**TSK-8Y**  
8" Diameter

### TECHNICAL SPECIFICATIONS

#### TSK-5Y FITS TRUX ELBOWS

TEL55-PET, TEL65-PET,  
TEL75-PET, TEL85-PET, TEL-65, TEL-75,  
TEL-85, TEL-105

#### TSK-8Y FITS TRUX ELBOWS

TEL-8 & TEL-10

# HARDWARE KITS

## COMPLETE HARDWARE KITS

ONE BOX DOES ONE TRUCK

### ANGLED CLAMPS

#### TSK6K

4 x 6" Angled Clamps,  
2 x Angled lower exhaust brackets  
8 x Bushings

#### TSK7K

4 x 7" Angled Clamps,  
2 x Angled lower exhaust brackets  
8 x Bushings

#### TSK8K

4 x 8" Angled Clamps,  
2 x Angled lower exhaust brackets  
8 x Bushings

#### TSK10K

6 x 10" Angled Clamps,  
4 x Angled lower exhaust brackets  
8 x Bushings

### STRAIGHT CLAMPS

#### TSK5K

4 x 5" Straight Clamps,  
2 x Straight lower exhaust brackets  
8 x Bushings

PRE-2007 PETERBILT MODELS

NO MORE CARRYING MULTIPLE PART NUMBERS



# ALL IN ONE BOX!

NO MORE LOOSE PARTS TO WORRY ABOUT. THE TRUX ALL IN ONE BOX TAKES CARE OF YOUR INVENTORY NEEDS.

# RETAIL DISPLAYS

RETAIL DISPLAYS

Clearly displays all the information you need to know about Trux's Exhaust Kits, from 6" - 10" stacks to reduced stacks. Trux's Exhaust Displays will chrome out your showroom & invite customers to stay & shop.



## EXHAUST DISPLAY

30" x 12" x 60" (L x W x H)

TRX-076

Includes 8" & 6" Stacks



## MINI EXHAUST DISPLAY

24" x 7.5" x 16" (L x W x H)

TRX-161

Includes 2x Mini Stacks

# PROMOTIONAL MATERIAL



## COUNTER MATS

RUBBER

**TRX-095**  
LED Headlights

**TRX-096**  
Fenders

**TRX-147**  
Exhausts

**TRX-154**  
Mud Flap Hangers

**TRX-155**  
Poly Fenders

**TRX-156**  
LED Bulb Kits

**TRX-148**  
Peterbilt 379

**TRX-149**  
Peterbilt 389

**TRX-150**  
Peterbilt 579

**TRX-151**  
Kenworth W900

**TRX-152**  
Kenworth T680

**TRX-153**  
Volvo VNL

## COUNTER MAT SIZES

Trux's Counter Mats are 19.68" x 15.74" (W x H).  
Perfect promotional material that can be displayed on your company counter.



**TRX-095**  
LED HEADLIGHTS



**TRX-096**  
STAINLESS FENDERS



**TRX-147**  
EXHAUSTS



**TRX-154**  
MUD FLAP HANGERS



**TRX-155**  
POLY FENDERS



**TRX-156**  
LED BULB KITS



**TRX-148**  
PETERBILT 379



**TRX-149**  
PETERBILT 389



**TRX-150**  
PETERBILT 579



**TRX-151**  
KENWORTH W900



**TRX-152**  
KENWORTH T680



**TRX-153**  
VOLVO VNL





# TRUCK POSTERS

18" x 24" (L x W)

TRX-157  
Purple Haze

TRX-158  
The General

TRX-159  
Midnight Express

TRX-160  
Wicked



**TRX-157**  
PETERBILT 379 "PURPLE HAZE"



**TRX-158**  
KENWORTH T660 "THE GENERAL"



**TRX-159**  
VOLVO VN670 "MIDNIGHT EXPRESS"



**TRX-160**  
KENWORTH W900L "WICKED"



# MARKETING SUPPORT

## CATALOG

VOLUME 10

### TRX-100

Headlights  
Work Lamps  
Dual Revolution  
LED Lighting  
Universal Accessories  
Fenders  
Exhausts



## TRUX MAGAZINE


CHROME NATION | FLEET NATION

### TRX-120


Chrome Nation

### TRX-146

Fleet Nation



TRX-120  
CHROME NATION



TRX-146  
FLEET NATION

## TRUX USB

RESOURCE

### TRX-105

16 Gb



# TRUX INDEX

PART NUMBER	Page #	PART NUMBER	Page #	PART NUMBER	Page #	PART NUMBER	Page #	PART NUMBER	Page #
B607	202	TBAS-1X2	203	TEC-5142-0C	205	TFEN-A13	269	TFEN-H21	250
B608	202	TBAS-1X2C	203	TEC-5142-1C	205	TFEN-A15	270	TFEN-H23	255
B609	202	TBAS-1X4	203	TEC-5142-3C	205	TFEN-A17	270	TFEN-H24	255
B610	202	TBAS-1X4C	203	TEC-5142-5C	205	TFEN-A19	270	TFEN-H27	255
B611	202	TBEZ-2CH	196	TEC-5142-6C	205	TFEN-A29	268	TFEN-H29	255
D604	201	TBEZ-2CH2	196	TEC-5142-7C	205	TFEN-A30	268	TFEN-H31	255
D606	201	TBEZ-2CH3	196	TEC-5142-9C	205	TFEN-A36	270	TFEN-H32	253
D608	201	TBEZ-2CH4	195	TEC-5900B	205	TFEN-A38	270	TFEN-H33	253
D610	201	TBEZ-2CH5	195	TEC-6000B	205	TFEN-A44	270	TFEN-H34	253
D612	201	TBEZ-2HCH	196	TEC-7066-0C	206	TFEN-A53	277	TFEN-H35	253
S608	201	TBEZ-2HCH2	196	TEC-7066-1C	206	TFEN-A54	268	TFEN-H36	253
S610	201	TBEZ-2HCH3	196	TEC-7066-3C	206	TFEN-A54	278	TFEN-H37	254
S612	201	TBEZ-2HCH4	195	TEC-7066-5C	206	TFEN-A55	277	TFEN-H38	254
T610	202	TBEZ-2HCH5	195	TEC-7066-6C	206	TFEN-A56	272	TFEN-H39	272
T612	202	TBEZ-4CH	196	TEC-7066-7C	206	TFEN-A57	272	TFEN-H50	249
TB-C4A	190	TBEZ-4CH2	196	TEC-7066-9C	206	TFEN-A58	268	TFEN-H52	251
TB-C4B	190	TBEZ-4CH3	196	TEC-7067-0C	206	TFEN-A58	278	TFEN-H53	251
TB-C4G	190	TBEZ-4CH4	195	TEC-7067-1C	206	TFEN-A63	278	TFEN-H54	250
TB-C4P	190	TBEZ-4CH5	195	TEC-7067-3C	206	TFEN-A64	278	TFEN-H55	250
TB-C4R	190	TBEZ-4LR	198	TEC-7067-5C	206	TFEN-F10	260	TFEN-H56	251
TB-C4W	190	TBEZ-OBCH2	197	TEC-7067-6C	206	TFEN-F11	259	TFEN-H57	251
TB-C5A	189	TBEZ-OBCH3	197	TEC-7067-7C	206	TFEN-F12	259	TFEN-H59	249
TB-C5B	189	TBEZ-OBCH4	197	TEC-7067-9C	206	TFEN-F13	259	TFEN-H61	249
TB-C5G	189	TBEZ-OBCH5	197	TEC-7068-0C	206	TFEN-F15	261	TFEN-H62	256
TB-C5P	189	TBEZ-OLR	198	TEC-7068-1C	206	TFEN-F17	260	TFEN-H63	256
TB-C5R	189	TBEZ-SQR	198	TEC-7068-3C	206	TFEN-F18	260	TFEN-H66	272
TB-C5W	189	TCLA-103	296	TEC-7068-5C	206	TFEN-F21	261	TFEN-HKIT	263
TB-C7W	189	TCLA-51	296	TEC-7068-6C	206	TFEN-F26	274	TFEN-HKIT2	264
TB-S1156A	192	TCLA-61	296	TEC-7068-7C	206	TFEN-F33	260	TFEN-HKIT2HD	264
TB-S1156R	192	TCLA-63	296	TEC-7068-9C	206	TFEN-F34	259	TFEN-HKITHD	263
TB-S1156W	192	TCLA-73	296	TEC-8114-0C	206	TFEN-F35	259	TFEN-HKITN	263
TB-S1157A	192	TCLA-83	296	TEC-8114-1C	206	TFEN-F36	261	TFEN-HKITN2	264
TB-S1157R	192	TCLA-PEB	295	TEC-8114-3C	206	TFEN-F40	274	TFEN-HKITP	275
TB-S1157W	192	TCLA-PEBA	295	TEC-8114-5C	206	TFEN-FKIT	265	TFEN-HKITP2	275
TB-SP2128A	193	TEC-1800C	205	TEC-8114-6C	206	TFEN-FKIT2	266	TFEN-HKITP3	275
TB-SP2128B	193	TEC-1900C	205	TEC-8114-7C	206	TFEN-FKIT2HD	266	TFEN-Q10	244
TB-SP2128G	193	TEC-5140-0C	205	TEC-8114-9C	206	TFEN-FKITHD	265	TFEN-Q11	244
TB-SP2128R	193	TEC-5140-1C	205	TEL-10	291	TFEN-FKITN	265	TFEN-Q12	246
TB-SP2128W	193	TEC-5140-3C	205	TEL-105	291	TFEN-FKITN2	266	TFEN-Q13	245
TB-SP3037A	193	TEC-5140-5C	205	TEL-65	291	TFEN-FKITP	276	TFEN-Q14	245
TB-SP3037B	193	TEC-5140-6C	205	TEL-75	291	TFEN-FKITP2	276	TFEN-Q17	243
TB-SP3037G	193	TEC-5140-7C	205	TEL-8	291	TFEN-FKITP3	276	TFEN-Q20	271
TB-SP3037R	193	TEC-5140-9C	205	TEL-85	291	TFEN-H10	251	TFEN-Q21	246
TB-SP3037W	193	TEC-5141-0C	205	TEL55-PET	292	TFEN-H11	251	TFEN-Q24	247
TB-SP3156A	192	TEC-5141-1C	205	TEL65-PET	292	TFEN-H12	249	TFEN-Q25	248
TB-SP3156R	192	TEC-5141-3C	205	TEL75-PET	292	TFEN-H13	249	TFEN-Q26	248
TB-SP3156W	192	TEC-5141-5C	205	TEL85-PET	292	TFEN-H14	249	TFEN-Q28	247
TB-SP3157A	192	TEC-5141-6C	205	TFEN-A10	269	TFEN-H15	250	TFEN-S10	258
TB-SP3157R	192	TEC-5141-7C	205	TFEN-A11	269	TFEN-H16	250	TFEN-S11	258
TB-SP3157W	192	TEC-5141-9C	205	TFEN-A12	269	TFEN-H20	250	TFEN-S12	257

# TRUX INDEX

# TRUX INDEX

PART NUMBER	Page #	PART NUMBER	Page #	PART NUMBER	Page #	PART NUMBER	Page #	PART NUMBER	Page #
TFEN-S13	257	THUB-C2	208	TLED-2X6DCA	174	TLED-4XRBF	102	TLED-CAB2	170
TFEN-S14	257	THUB-C3	208	TLED-2X6DCR	174	TLED-4XRG	131	TLED-CAB2XAB	114
TFEN-S16	257	THUB-C4	207	TLED-2X6DR	174	TLED-4XRGF	132	TLED-CAB2XAG	142
TFEN-S17	273	THUB-FRP	210	TLED-2X6R	173	TLED-4XRP	117	TLED-CAB2XAP	128
TFEN-S22	257	THUB-FRP112	209	TLED-2X6RA	173	TLED-4XRPF	118	TLED-CABC	170
TFEN-S26	273	THUB-FRP33	209	TLED-2X6RB	111	TLED-9004K	32	TLED-CABC2	170
TFEN-S32	257	THUB-FRP33B	209	TLED-2X6RR	173	TLED-9005K	32	TLED-DFC2	183
TFEN-S33	257	THUB-FRP33P	210	TLED-2X6RW	95	TLED-9006K	32	TLED-DFCC2	183
TFEN-S37	258	THUB-FRPN	210	TLED-2X6SA	174	TLED-9007K	32	TLED-DFCC3	184
TFEN-S39	274	THUB-FRPNP	210	TLED-2X6SCA	174	TLED-B1A	168	TLED-DFF	183
TFEN-SKIT	267	THUB-NN	215	TLED-2XAB	107	TLED-B1R	168	TLED-DFFC	183
TFEN-SKITHD	267	THUB-RP	212	TLED-2XAG	137	TLED-B2A	167	TLED-DFO	184
TFEN-SKITN	267	THUB-RP112	211	TLED-2XAP	123	TLED-B2CA	167	TLED-DFXB	115
TFEN-SKITP	276	THUB-RP33	211	TLED-2XAR	149	TLED-B2CR	167	TLED-DFXG	143
TFEN-SKITP2	276	THUB-RP33B	211	TLED-2XCA	159	TLED-B2R	167	TLED-DFXP	129
TGRO-2HR	199	THUB-RP33P	212	TLED-2XCR	159	TLED-B3A	167	TLED-F17A	181
TGRO-2HRO	199	THUB-RPN	212	TLED-2XCRB	107	TLED-B3CA	167	TLED-F17CA	181
TGRO-2R	199	THUB-RPNP	212	TLED-2XRG	137	TLED-B3CR	167	TLED-F17CR	181
TGRO-2RC	199	TLED-1X2A	172	TLED-2XRP	123	TLED-B3R	167	TLED-F17R	181
TGRO-4R	199	TLED-1X2R	172	TLED-2XRW	96	TLED-B4A	168	TLED-F17W	181
TGRO-4RC	199	TLED-1X4A	172	TLED-40R	156	TLED-B4CA	168	TLED-F2A	160
TGRO-OBR	200	TLED-1X4R	172	TLED-4100A	156	TLED-B4CR	168	TLED-F2CA	160
TGRO-OBRC	200	TLED-2A	159	TLED-4100R	156	TLED-B4R	168	TLED-F2CR	160
TGRO-SQR	200	TLED-2BA	160	TLED-4100W	156	TLED-BA	175	TLED-F2R	160
THORN-1	234	TLED-2BR	160	TLED-417A	155	TLED-BR	175	TLED-F45A	182
THORN-2	234	TLED-2CA	159	TLED-417CA	155	TLED-BX1AB	105	TLED-F45CA	182
THORN-D	234	TLED-2CR	159	TLED-417CR	155	TLED-BX1AG	135	TLED-F45CR	182
THORN-SV	234	TLED-2HA	161	TLED-417R	155	TLED-BX1AP	121	TLED-F45R	182
THUB-4N	215	TLED-2HCA	161	TLED-419CR	153	TLED-BX1AR	147	TLED-F4CR1	157
THUB-4NP	215	TLED-2HCR	161	TLED-419CRF	153	TLED-BX1AW	147	TLED-F4R1	157
THUB-4NSS	215	TLED-2HR	161	TLED-419R	153	TLED-BX1RB	105	TLED-F9A	181
THUB-5N	215	TLED-2HTA	161	TLED-430R	156	TLED-BX1RG	135	TLED-F9CA	181
THUB-5NP	215	TLED-2HTR	161	TLED-48CR	154	TLED-BX1RP	121	TLED-F9CR	181
THUB-5NSS	215	TLED-2HXAB	108	TLED-48R	154	TLED-BX1RW	98	TLED-F9R	181
THUB-6N	215	TLED-2HXAG	138	TLED-48RG	154	TLED-BX3AB	104	TLED-FG2A	164
THUB-6NP	215	TLED-2HXAP	124	TLED-48RT	154	TLED-BX3AG	134	TLED-FG2CA	164
THUB-6NSS	215	TLED-2HXCA	162	TLED-4MA	155	TLED-BX3AP	120	TLED-FG2CR	164
THUB-712	216	TLED-2HXCR	162	TLED-4MCA	155	TLED-BX3AR	146	TLED-FG2R	164
THUB-712P	216	TLED-2HXRB	108	TLED-4MCR	155	TLED-BX3AW	146	TLED-FG3A	176
THUB-834	216	TLED-2HXRG	138	TLED-4MR	155	TLED-BX3RB	104	TLED-FG3CA	176
THUB-8342003	216	TLED-2HXRP	124	TLED-4MW	155	TLED-BX3RG	134	TLED-FG3CR	176
THUB-834H	216	TLED-2HXRW	96	TLED-4X40	94	TLED-BX3RP	120	TLED-FG3R	176
THUB-834P	216	TLED-2R	159	TLED-4X40A	145	TLED-BX3RW	97	TLED-FG4A	182
THUB-834SS	216	TLED-2TA	159	TLED-4X40F	94	TLED-BX40	97	TLED-FG4CA	182
THUB-834SS2003	216	TLED-2TR	159	TLED-4X40G	94	TLED-BX4AB	106	TLED-FG4CR	182
THUB-858	216	TLED-2X6A	173	TLED-4X40T	94	TLED-BX4AR	148	TLED-FG4R	182
THUB-858H	216	TLED-2X6AB	111	TLED-4XAB	101	TLED-BX4AW	148	TLED-FGA	164
THUB-858P	216	TLED-2X6CA	173	TLED-4XAG	131	TLED-BX4RB	106	TLED-FGCA	164
THUB-858SS	216	TLED-2X6CR	173	TLED-4XAGF	132	TLED-BX4RW	98	TLED-FGCR	164
THUB-C1	207	TLED-2X6DA	174	TLED-4XRB	101	TLED-CAB	170	TLED-FGR	164

# TRUX INDEX

PART NUMBER	Page #	PART NUMBER	Page #	PART NUMBER	Page #	PART NUMBER	Page #	PART NUMBER	Page #
TLED-FLA1	80	TLED-H14	10	TLED-H71	20	TLED-SDFR3	185	TLED-U50	82
TLED-FLCA	179	TLED-H15	10	TLED-H72	37	TLED-SDFR3C	185	TLED-U53	86
TLED-FLCAC	179	TLED-H16	10	TLED-H73	17	TLED-SDXB	115	TLED-U54	86
TLED-FPA	177	TLED-H17	12	TLED-H74	22	TLED-SDXC	186	TLED-U56	86
TLED-FPCA	177	TLED-H18	12	TLED-H75	17	TLED-SDXG	143	TLED-U58	86
TLED-FTLA	179	TLED-H19	12	TLED-H77	27	TLED-SDXP	129	TLED-U59	92
TLED-FTLCA	179	TLED-H2	19	TLED-H7K	32	TLED-SR	188	TLED-U6	55
TLED-FX106	114	TLED-H20	12	TLED-HOBA	175	TLED-SXAB	116	TLED-U60	92
TLED-FX76	100	TLED-H21	14	TLED-INF2A	171	TLED-SXAB	130	TLED-U62	77
TLED-FX78	100	TLED-H22	14	TLED-INF2CA	171	TLED-SXAG	144	TLED-U63	77
TLED-G2A	163	TLED-H23	14	TLED-INF2CR	171	TLED-SXAR	149	TLED-U64	78
TLED-G2CA	163	TLED-H24	14	TLED-INF2R	171	TLED-SXRB	116	TLED-U65	84
TLED-G2CR	163	TLED-H25	18	TLED-INFCA	171	TLED-SXRB	130	TLED-U66	84
TLED-G2R	163	TLED-H26	39	TLED-INF2R	171	TLED-SXRG	144	TLED-U67	84
TLED-G2XAB	110	TLED-H27	39	TLED-INFA	171	TLED-U1	52	TLED-U68	84
TLED-G2XAG	140	TLED-H28	08	TLED-INFCR	171	TLED-U10	63	TLED-U69	84
TLED-G2XAP	126	TLED-H29	08	TLED-INFR	171	TLED-U100	61	TLED-U7	67
TLED-G2XAW	150	TLED-H3	25	TLED-O12CA	158	TLED-U101	62	TLED-U76	90
TLED-G2XCA	165	TLED-H32	18	TLED-O12CR	158	TLED-U102	44	TLED-U77	90
TLED-G2XCR	165	TLED-H33	38	TLED-OBMA	158	TLED-U103	43	TLED-U78	90
TLED-G2XRB	110	TLED-H36	08	TLED-OBMCA	158	TLED-U11	188	TLED-U79	90
TLED-G2XRG	140	TLED-H37	08	TLED-OBMCR	158	TLED-U12	188	TLED-U8	68
TLED-G2XRP	126	TLED-H38	29	TLED-OBMR	158	TLED-U16	72	TLED-U80	88
TLED-G2XRW	99	TLED-H4	21	TLED-OBMW	158	TLED-U17	73	TLED-U81	88
TLED-G4A	163	TLED-H45	12	TLED-OB60A	145	TLED-U18	59	TLED-U82	88
TLED-G4CA	163	TLED-H46	12	TLED-OB60R	95	TLED-U19	54	TLED-U83	88
TLED-G4CR	163	TLED-H47	37	TLED-OBAB	103	TLED-U2	57	TLED-U84	79
TLED-G4R	163	TLED-H48K	40	TLED-OBAG	133	TLED-U20	65	TLED-U85	88
TLED-G4XAB	109	TLED-H49	10	TLED-OBAP	119	TLED-U21	65	TLED-U86	90
TLED-G4XAG	139	TLED-H4K	32	TLED-OBARB	103	TLED-U22	66	TLED-U87	47
TLED-G4XAP	125	TLED-H5	20	TLED-OBXRG	133	TLED-U23	52	TLED-U88	47
TLED-G4XAW	150	TLED-H50	10	TLED-OBXRP	119	TLED-U24	57	TLED-U89	48
TLED-G4XCA	165	TLED-H51	28	TLED-PA	177	TLED-U25	53	TLED-U9	69
TLED-G4XCR	165	TLED-H52	23	TLED-PCAB	169	TLED-U26	58	TLED-U90	48
TLED-G4XRB	109	TLED-H53	26	TLED-PCAB2	169	TLED-U27	59	TLED-U92	81
TLED-G4XRG	139	TLED-H54	12	TLED-PCAB2XAB	113	TLED-U28	54	TLED-U93	50
TLED-G4XRP	125	TLED-H55	12	TLED-PCAB2XAG	141	TLED-U29	70	TLED-U94	50
TLED-H1	19	TLED-H56	30	TLED-PCAB2XAP	127	TLED-U32	56	TLED-U95	49
TLED-H100	02	TLED-H57	10	TLED-PCABC	169	TLED-U33	56	TLED-U96	49
TLED-H101	02	TLED-H58	10	TLED-PCABC2	169	TLED-U34	51	TLED-U97	46
TLED-H102	02	TLED-H6	17	TLED-PETA	176	TLED-U35	51	TLED-U98	46
TLED-H103	02	TLED-H63	30	TLED-PETCA	176	TLED-U36	82	TLED-U99	92
TLED-H104	04	TLED-H64	25	TLED-PETCR	176	TLED-U4	53	TLED-WA	187
TLED-H105	04	TLED-H64	25	TLED-PETR	176	TLED-U40	66	TLED-WCA	187
TLED-H106	04	TLED-H65	21	TLED-PSH	178	TLED-U45	64	TLED-WCR	187
TLED-H107	04	TLED-H66	06	TLED-PSHXB	113	TLED-U46	64	TLED-WR	187
TLED-H10K	32	TLED-H67	06	TLED-PSHXG	141	TLED-U47	71	TLED-WXAB	112
TLED-H11K	32	TLED-H68	06	TLED-PSHXP	127	TLED-U48	92	TLED-WXAG	136
TLED-H13	10	TLED-H69	06	TLED-SA	188	TLED-U49	74	TLED-WXAP	122
TLED-H13K	32	TLED-H7	17	TLED-SDFL3	185	TLED-U5	58	TLED-WXRB	112
		TLED-H70	25	TLED-SDFL3C	185				

## TRUX INDEX

# TRUX INDEX

PART NUMBER	Page #	PART NUMBER	Page #	PART NUMBER	Page #	PART NUMBER	Page #	PART NUMBER	Page #
TLED-WXRG	136	TPIG-H2	204	TRX-135	60	TSK10-B60T	289	TSK6-CSET3	286
TLED-WXRP	122	TPIG-H3	204	TRX-135	75	TSK10-BSET	284	TSK6-CSET4	286
TLED-X1A	191	TPIG-L1	204	TRX-136	194	TSK10-BSET2	284	TSK6-CSET5	282
TLED-X1B	191	TPIG-L2	204	TRX-139	151	TSK10-BSET3	284	TSK6-CSET6	282
TLED-X1G	191	TRX-012	302	TRX-143	34	TSK10-BSET4	284	TSK6-CSET7	288
TLED-X1R	191	TRX-014	302	TRX-144	34	TSK10-C54T	289	TSK6-CSET8	288
TLED-X3A	191	TRX-029	304	TRX-145	36	TSK10-C60T	289	TSK6-M54T	289
TLED-X3B	191	TRX-054	302	TRX-146	301	TSK10-CSET	284	TSK6-M60T	289
TLED-X3G	191	TRX-063	305	TRX-147	299	TSK10-CSET2	284	TSK6-MSET	280
TLED-X3R	191	TRX-067	306	TRX-148	299	TSK10-CSET3	284	TSK6-MSET2	280
TM-2000	242	TRX-068	306	TRX-149	299	TSK10-CSET4	284	TSK6-MSET3	286
TM-2001	241	TRX-069	306	TRX-150	299	TSK10-F54T	289	TSK6-MSET4	286
TM-2002	241	TRX-070	306	TRX-151	299	TSK10-F60T	289	TSK6-MSET5	282
TM-2003	241	TRX-071	306	TRX-152	299	TSK10-FSET	284	TSK6-MSET6	282
TM-2006	242	TRX-072	302	TRX-153	299	TSK10-FSET2	284	TSK6-MSET7	288
TM-2007	241	TRX-076	298	TRX-154	299	TSK10-FSET3	284	TSK6-MSET8	288
TM-2008	241	TRX-079	152	TRX-155	299	TSK10-FSET4	284	TSK65-52S	290
TM-2009	241	TRX-079	298	TRX-156	299	TSK10-M54T	289	TSK65-BO36	294
TM-2010	241	TRX-081	76	TRX-157	300	TSK10-M60T	289	TSK65-BO48	294
TM-2011	241	TRX-084	306	TRX-158	300	TSK10-MSET	284	TSK65-BO60	294
TM-8LED	242	TRX-085	76	TRX-159	300	TSK10-MSET2	284	TSK65-CO36	294
TM-WLED	242	TRX-086	306	TRX-160	300	TSK10-MSET3	284	TSK65-CO48	294
TNUT-B1	214	TRX-089	36	TRX-162	75	TSK10-MSET4	284	TSK65-CO60	294
TNUT-B2	213	TRX-091	151	TRX-200	303	TSK10K	297	TSK65-MO36	294
TNUT-C1	213	TRX-091	194	TRX-201	303	TSK5-BO36	293	TSK65-MO48	294
TNUT-C4	213	TRX-092	152	TRX-202	303	TSK5-BO48	293	TSK65-MO60	294
TNUT-F1	214	TRX-093	152	TRX-203	303	TSK5-BO60	293	TSK6K	297
TNUT-FISS	214	TRX-094	194	TRX-204	303	TSK5-CO36	293	TSK7-52S	290
TNUT-F2	213	TRX-095	299	TRX-205	303	TSK5-CO48	293	TSK7-55S	290
TNUT-F2L	213	TRX-096	299	TRX-206	303	TSK5-CO60	293	TSK7-B54T	289
TNUT-F2T	213	TRX-100	301	TRX-208	304	TSK5-MO36	293	TSK7-B60T	289
TNUT-F2TB	213	TRX-102	35	TRX-209	304	TSK5-MO48	293	TSK7-BSET	280
TNUT-F2TL	213	TRX-103	306	TRX-214	303	TSK5-MO60	293	TSK7-BSET2	280
TNUT-P1	213	TRX-105	301	TS-KENL1A	180	TSK5K	297	TSK7-BSET3	286
TP-2010	295	TRX-112	252	TS-KENL1B	180	TSK6-52S	290	TSK7-BSET4	286
TP-2020	240	TRX-113	252	TS-KENL1G	180	TSK6-55S	290	TSK7-BSET5	282
TP-2020P	240	TRX-114	36	TS-KENL1R	180	TSK6-B54T	289	TSK7-BSET6	282
TP-2021A	240	TRX-115	35	TS-KENL2A	180	TSK6-B60T	289	TSK7-BSET7	288
TP-2021AP	240	TRX-116	35	TS-KENL2B	180	TSK6-BSET	280	TSK7-BSET8	288
TP-2021B	240	TRX-120	301	TS-KENL2G	180	TSK6-BSET2	280	TSK7-C54T	289
TP-2021BP	240	TRX-121	35	TS-KENL2R	180	TSK6-BSET3	286	TSK7-C60T	289
TP-2021G	240	TRX-122	36	TS-PETL1A	178	TSK6-BSET4	286	TSK7-CSET	280
TP-2021GP	240	TRX-123	307	TS-PETL1B	178	TSK6-BSET5	282	TSK7-CSET2	280
TP-2021P	240	TRX-124	35	TS-PETL1G	178	TSK6-BSET6	282	TSK7-CSET3	286
TP-2021PP	240	TRX-125	35	TS-PETL1R	178	TSK6-BSET7	288	TSK7-CSET4	286
TP-2021R	240	TRX-128	36	TSK-5Y	296	TSK6-BSET8	288	TSK7-CSET5	282
TP-2021RP	240	TRX-131	33	TSK-8Y	296	TSK6-C54T	289	TSK7-CSET6	282
TPIG-2W	204	TRX-132	33	TSK10-52S	290	TSK6-C60T	289	TSK7-CSET7	288
TPIG-3W	204	TRX-133	33	TSK10-55S	290	TSK6-CSET	280	TSK7-CSET8	288
TPIG-H1	204	TRX-134	76	TSK10-B54T	289	TSK6-CSET2	280	TSK7-M54T	289

# TRUX INDEX

PART NUMBER	Page #	PART NUMBER	Page #	PART NUMBER	Page #	PART NUMBER	Page #
TSK7-M60T	289	TSK8-M54T	289	TU-1602LF	237	TU-9209LC	217
TSK7-MSET	280	TSK8-M60T	289	TU-1602LFC	237	TU-9209LF	217
TSK7-MSET2	280	TSK8-MSET	280	TU-1714	238	TU-9209LFC	217
TSK7-MSET3	286	TSK8-MSET2	280	TU-1715	238	TU-9210	219
TSK7-MSET4	286	TSK8-MSET3	282	TU-1716	238	TU-9210L1	219
TSK7-MSET5	282	TSK8-MSET4	286	TU-9001	227	TU-9210L2	220
TSK7-MSET6	282	TSK8-MSET5	282	TU-9001L	227	TU-9210L3	220
TSK7-MSET7	288	TSK8-MSET6	286	TU-9001L2	228	TU-9210L4	220
TSK7-MSET8	288	TSK8-MSET7	288	TU-9001L3	228	TU-9210L5	220
TSK75-52S	290	TSK8-MSET8	288	TU-9001L4	228	TU-9210L6	220
TSK75-55S	290	TSK8K	297	TU-9001L5	228	TU-9210LC	219
TSK75-BO48	294	TU-1003A	239	TU-9001L6	228	TU-9210LF	219
TSK75-BO60	294	TU-1003AP	239	TU-9001LC	227	TU-9210LFC	219
TSK75-CO48	294	TU-1003B	239	TU-9001LF	227	TU-9214	222
TSK75-CO60	294	TU-1003BP	239	TU-9001LFC	227	TU-9215	222
TSK75-MO48	294	TU-1003G	239	TU-9002	229	TU-9217	223
TSK75-MO60	294	TU-1003GP	239	TU-9002L	229	TU-9217L	223
TSK7K	297	TU-1003P	239	TU-9002L2	230	TU-9217LC	223
TSK8-52S	290	TU-1003PP	239	TU-9002L3	230	TU-9217LF	223
TSK8-55S	290	TU-1003R	239	TU-9002L4	230	TU-9217LFC	223
TSK8-B54T	289	TU-1003RP	239	TU-9002L5	230	TU-9221	221
TSK8-B60T	289	TU-1004	239	TU-9002L6	230	TU-9222	221
TSK8-BSET	280	TU-1004P	239	TU-9002LC	229	TU-9223	221
TSK8-BSET2	280	TU-1005	203	TU-9002LF	229	TU-9224	222
TSK8-BSET3	282	TU-1007	200	TU-9002LFC	229	TU-9225	222
TSK8-BSET4	282	TU-1029	166	TU-9008	233	TU-9227	221
TSK8-BSET5	286	TU-1029A	166	TU-9008L	233	TU-9228	221
TSK8-BSET6	286	TU-1029W	166	TU-9008LC	233	TU-9229	221
TSK8-BSET7	288	TU-1030	238	TU-9008LF	233	TU-9230	226
TSK8-BSET8	288	TU-1031	226	TU-9008LFC	233	TU-9231	226
TSK8-C54T	289	TU-1032	226	TU-9017	231	TU-9232	222
TSK8-C60T	289	TU-1033	214	TU-9017L1	231	TU-9233	222
TSK8-CSET	280	TU-1037	214	TU-9017L2	232	TU-9235	225
TSK8-CSET2	280	TU-1039	203	TU-9017L3	232	TU-9237	225
TSK8-CSET3	282	TU-1400	238	TU-9017L4	232	TU-9239	225
TSK8-CSET4	282	TU-1401L	238	TU-9017LC	231	TU-9241	225
TSK8-CSET5	286	TU-1401LC	238	TU-9017LF	231	TU-9242	225
TSK8-CSET6	286	TU-1601	235	TU-9017LFC	231	TU-9245	224
TSK8-CSET7	288	TU-1601L	235	TU-9100	232	TU-9245LF	224
TSK8-CSET8	288	TU-1601L2	236	TU-9104	232	TU-9245LFC	224
TSK8-F54T	289	TU-1601L3	236	TU-9202	225	TU-9245LFC2	224
TSK8-F60T	289	TU-1601L4	236	TU-9204	225	TU-9245LFC3	224
TSK8-FSET	280	TU-1601L5	236	TU-9208	226	TU-9245LFC4	224
TSK8-FSET2	280	TU-1601LC	235	TU-9209	217	TU-9245LFC5	224
TSK8-FSET3	286	TU-1601LF	235	TU-9209L1	217	TU-9246	225
TSK8-FSET4	282	TU-1601LFC	235	TU-9209L2	218	TU-9248	226
TSK8-FSET5	282	TU-1602	237	TU-9209L3	218	TU-9249	235
TSK8-FSET6	286	TU-1602L	237	TU-9209L4	218	TU-9250	235
TSK8-FSET7	288	TU-1602L2	237	TU-9209L5	218	TU-9258	223
TSK8-FSET8	288	TU-1602LC	237	TU-9209L6	218	TU-9259	223