



LOOK YOUR BEST
BE ORIGINAL

CATALOG **ADD-ON**
2014

TRUCK LIGHTING AND
EXTERIOR ACCESSORIES



CATALOG **ADD-ON** 2014

BRAND NEW FOR 2014

FLATLINE LED LIGHTING

FLATLINE CAB LED LIGHTING	4 - 5
FLATLINE MARKER LED LIGHTING	6
FLATLINE BLUE AND WHITE LED LIGHTING	7
FLATLINE DUAL COLOR LED LIGHTING	8 - 9

LED LIGHTING

LED HEADLIGHTS	3
MINI BUTTON LED LIGHTING	9
GENERATION 1, 2 & 4 MARKER LED LIGHTING	10
OL' SKUL DOUBLE FACE ROUND LED LIGHT	11
FLEET DOUBLE FACE ROUND LED LIGHT	11
MEDIUM SIZE CLASSIC LED STRIPS WITH BEZEL	11
ULTRA THIN INTERIOR CAB LED LIGHTING	12

LED WORK LAMPS

HIGH POWERED LED WORK LAMPS	14 - 15
-----------------------------	---------

FENDERS

KILLER "LOW RIDER" HALF FENDERS	16
---------------------------------	----

STAINLESS STEEL TRIMS

EAGLE CHOPPED TOP WINDOW TRIMS	17
CLASSIC CHOPPED TOP WINDOW TRIMS	17
FLATLINE PETERBILT 379 FRONT FENDER TRIMS	20
KENWORTH T680 TRUCK TRIMS	22 - 25
PETERBILT 579 TRUCK TRIMS	26 - 31

UNIVERSAL ACCESSORIES

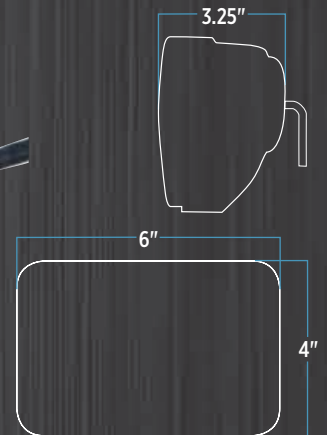
FLATLINE BOOT BRUSH	13
FLATLINE DUAL COLOR MUD FLAP HANGERS	18
FLATLINE DUAL COLOR TOP MUD FLAP LIGHT BARS	18
FLATLINE DUAL COLOR CENTER PANELS	19
FLATLINE EXTRA WIDE CENTER PANELS	19
FLATLINE TRAILER BOX	20
FLATLINE DUAL COLOR TRAILER BOX	20
MISCELLANEOUS	21

SELLING TOOLS

TRUX CUSTOM DISPLAY PROGRAM	32 - 33
-----------------------------	---------

LED HEADLIGHT

4" X 6" LED HEADLIGHTS



TLED-H1 | HIGH BEAM

2400-2800 LUMENS

DIODE COUNT	7 CREE	COLOR TEMPERATURE	6000K	LENS MATERIAL	PC
LED POWER	30 WATT	EFFECTIVE LUMENS	2400-2800 LUMENS	LENS COLOR	CLEAR
LED COLOR	WHITE	BEAM	HIGH BEAM	OPERATING TEMPERATURE	-20°C TO +60°
WATERPROOF RATE	IP 67	HOUSING MATERIAL	ALUMINUM DIE CAST	LIFESPAN	C 30 000
OPERATING VOLTAGE	12-24V	HOUSING COLOR	BLACK		

TLED-H2 | LOW BEAM

1600-1800 LUMENS


DIODE COUNT	7 CREE	COLOR TEMPERATURE	6000K	LENS MATERIAL	PC
LED POWER	24 WATT	EFFECTIVE LUMENS	1600-1800 LUMENS	LENS COLOR	CLEAR
LED COLOR	WHITE	BEAM	LOW BEAM	OPERATING TEMPERATURE	-20°C TO +60°
WATERPROOF RATE	IP 67	HOUSING MATERIAL	ALUMINUM DIE CAST	LIFESPAN	C 30 000
OPERATING VOLTAGE	12-24V	HOUSING COLOR	BLACK		

FLATLINE LED LIGHTING

FLATLINE SQUARE CAB LIGHT




TLED-FCKC



TLED-FCKC2



TLED-FCK



TLED-FCK2

TLED-FCKC

Flatline Kenworth Clear Amber Cab LED (34 Diodes)

TLED-FCKC2

Flatline Kenworth Clear Amber Cab LED with Housing (34 Diodes)

TLED-FCK

Flatline Kenworth Amber Cab LED (34 Diodes)

TLED-FCK2

Flatline Kenworth Amber Cab LED with Housing (34 Diodes)

FLATLINE LED LIGHTING


FLATLINE BEEHIVE CAB LIGHT



TLED-FCPC



TLED-FCPC2



TLED-FCP



TLED-FCP2

TLED-FCPC
TLED-FCPC2
TLED-FCP
TLED-FCP2

Flatline Peterbilt Clear Amber Cab LED (46 Diodes)
Flatline Peterbilt Clear Amber Cab LED with Housing (46 Diodes)
Flatline Peterbilt Amber Cab LED (46 Diodes)
Flatline Peterbilt Amber Cab LED with Housing (46 Diodes)

FLATLINE LED LIGHTING

FLATLINE PETERBILT FRONT FENDER LIGHT



TLED-FPA
TLED-FPCA

Flatline Peterbilt Amber Fender Light - Plugs Into OEM Plug (13 Diodes)
Flatline Peterbilt Clear Amber Fender Light - Plugs Into OEM Plug (13 Diodes)

FLATLINE 1" X 4.5" SLIM-LINE MARKER LIGHT



TLED-F45A

TLED-F45R

TLED-F45CA and TLED-F45CR



TLED-F45A
TLED-F45CA
TLED-F45CR
TLED-F45R
TLED-F45B
TLED-F45W

4.5" X 1" Flatline Color Slim-Line Amber Marker LED - 3 Wire (7 Diodes)
4.5" X 1" Flatline Clear Slim-Line Amber Marker LED - 3 Wire (7 Diodes)
4.5" X 1" Flatline Clear Slim-Line Red Marker LED - 3 Wire (7 Diodes)
4.5" X 1" Flatline Color Slim-Line Red Marker LED - 3 Wire (7 Diodes)
4.5" X 1" Flatline Color Slim-Line Blue Marker LED - 3 Wire (7 Diodes) - Clear Lens
4.5" X 1" Flatline Color Slim-Line White Marker LED - 3 Wire (7 Diodes)

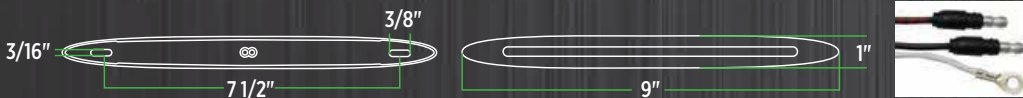
FLATLINE 1" X 9" SLIM-LINE MARKER LIGHT



TLED-F9A

TLED-F9R

TLED-F9CA and TLED-F9CR

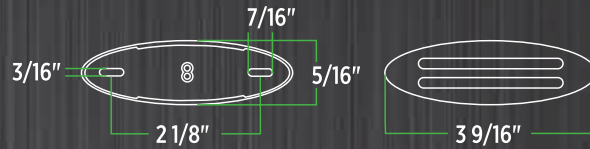


TLED-F9A
TLED-F9CA
TLED-F9CR
TLED-F9R
TLED-F9B
TLED-F9W

9" X 1" Flatline Color Slim-Line Amber Marker LED - 3 Wires (14 Diodes)
9" X 1" Flatline Color Slim-Line Clear Amber Marker LED - 3 Wires (14 Diodes)
9" X 1" Flatline Color Slim-Line Clear Red Marker LED - 3 Wires (14 Diodes)
9" X 1" Flatline Color Slim-Line Red Marker LED - 3 Wires (14 Diodes)
9" X 1" Flatline Color Slim-Line Blue Marker LED - 2 Wires (14 Diodes) - Clear Lens
9" X 1" Flatline Color Slim-Line White Marker LED - 2 Wires (7 Diodes)

FLATLINE LED LIGHTING

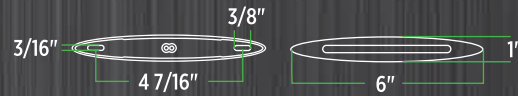
FLATLINE MINI BLUE AND WHITE MARKER LIGHTS



Wire harness options: D608 (8" spacing), D610 (10" spacing), D612 (12" spacing). Found on page 85 of CATALOG 2013.

TLED-FG3B Small Marker Flatline Blue LED (8 Diodes) - Clear Lens
TLED-FG3W Small Marker Flatline White LED (8 Diodes)

FLATLINE 1" X 6" SLIM LINE BLUE AND WHITE MARKER LIGHTS



Wire harness options: D608 (8" spacing), D610 (10" spacing), D612 (12" spacing). Found on page 85 of CATALOG 2013.

TLED-FG4B Slim Marker Flatline Blue LED (9 Diodes) - Clear Lens
TLED-FG4W Slim Marker Flatline White LED (9 Diodes)

FLATLINE 1" X 17" SLIM LINE BLUE AND WHITE MARKER LIGHTS



Wire harness options: D608 (8" spacing), D610 (10" spacing), D612 (12" spacing). Found on page 85 of CATALOG 2013.

TLED-F17B Slim Marker 17" Flatline Blue LED (24 Diodes) - Clear Lens
TLED-F17W Slim Marker 17" Flatline White LED (24 Diodes)

FLATLINE LED LIGHTING

FLATLINE 2" ROUND DUAL COLOR FUNCTION LIGHT

2 function light that can illuminate two colors separately.



- TLED-FX70 2" Dual Function Flatline Red/White LED (9 Diodes)
- TLED-FX71 2" Dual Function Flatline Red/Blue LED (9 Diodes)

FLATLINE 4" ROUND DUAL COLOR FUNCTION LIGHT

2 function light that can illuminate two colors separately.



- TLED-FX72 4" Dual Flatline Flange Mount Red/White LED (49 Diodes)
- TLED-FX73 4" Dual Flatline Red/White LED (49 Diodes)
- TLED-FX74 4" Dual Flatline Red/Blue LED (49 Diodes)

FLATLINE 1" X 6" DUAL COLOR FUNCTION LIGHT

2 function light that can illuminate two colors separately.



- TLED-FX76 Slim Marker Dual Flatline Red/White LED (9 Diodes)
- TLED-FX77 Slim Marker Dual Flatline Red/Blue LED (9 Diodes)
- TLED-FX80 Slim Marker Dual Flatline Amber/Blue LED (9 Diodes)

FLATLINE DOUBLE FACE DUAL COLOR FUNCTION LIGHT

2 function light that can illuminate two colors separately.



- TLED-FX75 Double Face Combination Dual Flatline LED - Red (Back) Amber (Front) / Blue (Both Sides)

LED LIGHTING

FLEET 4" ROUND DUAL COLOR FUNCTION LIGHT

2 function light that can illuminate two colors separately.



TLED-4X60

4" Dual Red/White Stop, Turn & Tail LED (19 Diodes)

FLEET OVAL DUAL COLOR FUNCTION LIGHT

2 function light that can illuminate two colors separately.



TLED-0X60

Oval Dual Red/White Stop, Turn & Tail LED (12 Diodes)

MINI BUTTON 2 FUNCTION LIGHT

Comes with chrome bezel.



TLED-B3A

Mini Button Amber LED - 3 Wire

TLED-B3CA

Mini Button Clear Amber LED - 3 Wire

TLED-B3CR

Mini Button Clear Red LED - 3 Wire

TLED-B3R

Mini Button Red LED - 3 Wire

LED LIGHTING

GENERATION 4 DIODE MARKER LIGHT

Holes in mounting base are slotted to fit a variety of other marker light mounting holes. This means no drilling new holes into your stainless panels when installing this light. Check this light's schematic for actual mounting hole dimensions.

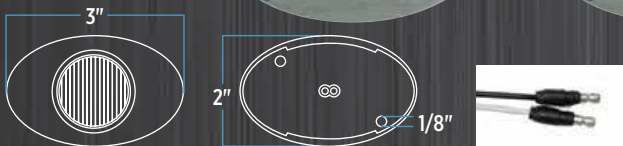



Wire harness options: D608 (8" spacing), D610 (10" spacing), D612 (12" spacing). Found on page 85 of CATALOG 2013.

TLED-G4A	Amber Oval Generation Marker LED Light (4 Diodes)
TLED-G4CA	Clear Amber Oval Generation Marker LED Light (4 Diodes)
TLED-G4R	Red Oval Generation Marker LED Light (4 Diodes)
TLED-G4CR	Clear Red Oval Generation Marker LED Light (4 Diodes)

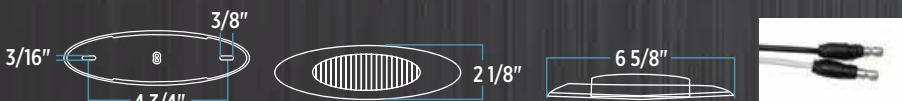
GENERATION 2 DIODE MARKER LIGHT

Holes in mounting base are slotted to fit a variety of other marker light mounting holes. This means no drilling new holes into your stainless panels when installing this light. Check this light's schematic for actual mounting hole dimensions.



TLED-G2A	Amber Oval Generation Marker LED Light (2 Diodes)
TLED-G2CA	Clear Amber Oval Generation Marker LED Light (2 Diodes)
TLED-G2R	Red Oval Generation Marker LED Light (2 Diodes)
TLED-G2CR	Clear Red Oval Generation Marker LED Light (2 Diodes)

GENERATION 16 DIODE MARKER LIGHT



Wire harness options: D608 (8" spacing), D610 (10" spacing), D612 (12" spacing). Found on page 85 of CATALOG 2013.

TLED-GENIA	Amber Oval Generation Marker LED Light (16 Diodes)
TLED-GENIRCA	Clear Amber Oval Generation Marker LED Light (16 Diodes)
TLED-GENIR	Red Oval Generation Marker LED Light (16 Diodes)
TLED-GENIRCR	Clear Red Oval Generation Marker LED Light (16 Diodes)

LED LIGHTING

OL' SKUL DOUBLE FACE ROUND LED LIGHT



TLED-DF0

Double Face Combination LED (84 Diodes)

FLEET DOUBLE FACE ROUND LED LIGHT



TLED-DFF
TLED-DFFC

Double Face Combination LED (40 Diodes)
Double Face Clear Combination LED (40 Diodes)

1 1/5" X 13" CLASSIC CHROME AUXILIARY STOP, TURN & TAIL LED

Comes with chrome bezel.



TLED-U13A
TLED-U13R
TLED-U13CA
TLED-U13CR

Chrome Auxiliary Stop, Turn & Tail LED Light Strip - Amber (13 Diodes)
Chrome Auxiliary Stop, Turn & Tail LED Light Strip - Red (13 Diodes)
Chrome Auxiliary Stop, Turn & Tail LED Light Strip - Clear Amber (13 Diodes)
Chrome Auxiliary Stop, Turn & Tail LED Light Strip - Clear Red (13 Diodes)

LED LIGHTING

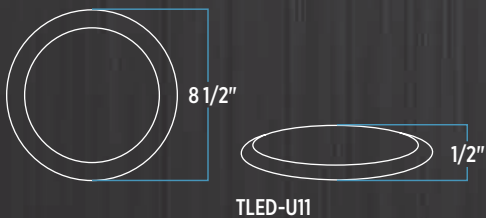
ULTRA-THIN LED INTERIOR CEILING LIGHT WITH TWO SETTINGS



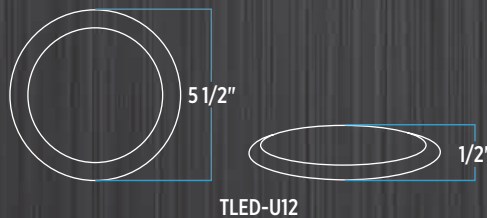
FUNCTION 1



FUNCTION 2



TLED-U11



TLED-U12

TLED-U11
TLED-U12

Large Ultra-Thin LED Ceiling Lamp with Touch Switch - 2 Function (144 Diodes)
Small Ultra-Thin LED Ceiling Lamp with Touch Switch - 2 Function (50 Diodes)

UNIVERSAL ACCESSORIES


CHROMED ALUMINUM LED BOOT BRUSH



TU-1400




TU-1401LC



TU-1401L



TU-1401LC



TU-1400

TU-1401L
TU-1401LC
TU-1400

Chrome LED Boot Brush with Flatline Amber Marker LED (9 Diodes)
Chrome LED Boot Brush with Flatline Clear Amber Marker LED (9 Diodes)
Chrome Boot Brush (No LEDs)

LED WORK LAMPS

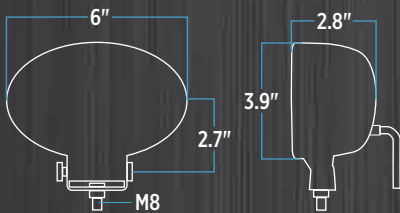
OVAL HIGH POWERED LED WORK LAMPS



TLED-U7



TLED-U8

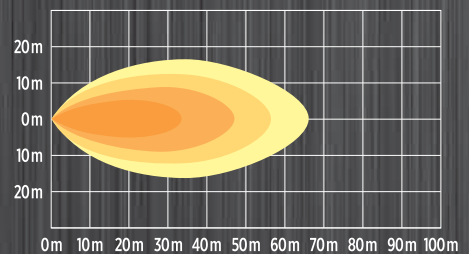


TLED-U7 | 6" OVAL LED WORK LIGHT

900 LUMENS

DIODE COUNT	9	BEAM	SPOT BEAM
LED POWER	9 X 3W (27 WATT)	HOUSING MATERIAL	ALUMINUM DIE CAST
LED COLOR	WHITE	HOUSING COLOR	BLACK
WATERPROOF RATE	IP 67	LENS MATERIAL	PC
OPERATING VOLTAGE	10-30V	LENS COLOR	CLEAR
COLOR TEMPERATURE	6000K		
EFFECTIVE LUMENS	900 LUMENS		

BEAM PATTERN

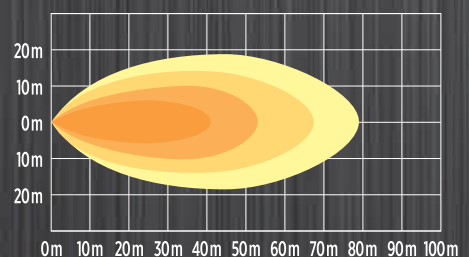


TLED-U8 | 6" OVAL LED WORK LIGHT

2700 LUMENS

DIODE COUNT	3 CREE	BEAM	SPOT BEAM
LED POWER	3 X 10W (30 WATT)	HOUSING MATERIAL	ALUMINUM DIE CAST
LED COLOR	WHITE	HOUSING COLOR	BLACK
WATERPROOF RATE	IP 67	LENS MATERIAL	PC
OPERATING VOLTAGE	10-30V	LENS COLOR	CLEAR
COLOR TEMPERATURE	6000K		
EFFECTIVE LUMENS	2700 LUMENS		

BEAM PATTERN

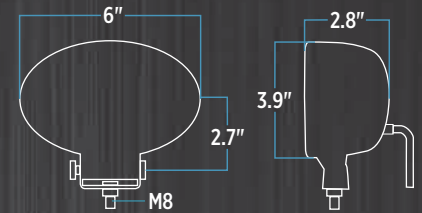


LED WORK LAMPS

OVAL SUPER POWERED LED WORK LAMP



THIS LAMP IS
SUPER POWERFUL!
5400 LUMENS



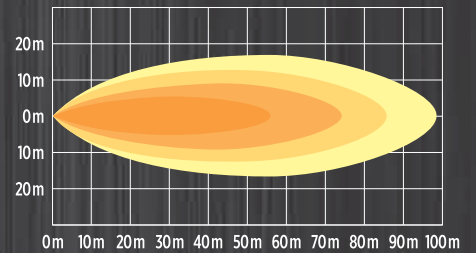
TLED-U9 | 6" OVAL LED WORK LIGHT

5400 LUMENS

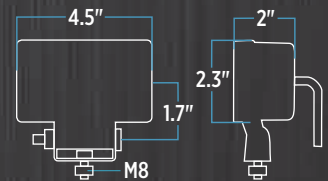
DIODE COUNT	6 CREE
LED POWER	6 X 10W (60 WATT)
LED COLOR	WHITE
WATERPROOF RATE	IP 67
OPERATING VOLTAGE	10-30V
COLOR TEMPERATURE	6000K
EFFECTIVE LUMENS	5400 LUMENS

BEAM	SPOT BEAM
HOUSING MATERIAL	ALUMINUM DIE CAST
HOUSING COLOR	BLACK
LENS MATERIAL	PC
LENS COLOR	CLEAR

BEAM PATTERN



ELITE MINI RECTANGLE LED WORK LAMP



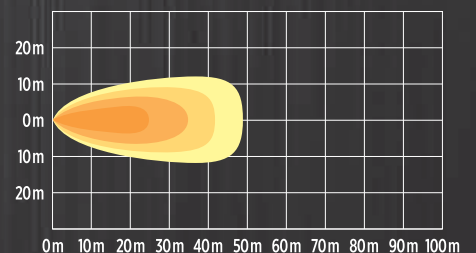
TLED-U10 | 4.5" X 2.3" RECT. LED WORK LIGHT

2400 LUMENS

DIODE COUNT	2 CREE
LED POWER	2 X 10W (20 WATT)
LED COLOR	WHITE
WATERPROOF RATE	IP 67
OPERATING VOLTAGE	10-30V
COLOR TEMPERATURE	6000K
EFFECTIVE LUMENS	2400 LUMENS

BEAM	SPOT BEAM
HOUSING MATERIAL	ALUMINUM DIE CAST
HOUSING COLOR	BLACK
LENS MATERIAL	PC
LENS COLOR	CLEAR

BEAM PATTERN



NEW HALF FENDERS

NEW "LOW-RIDER" HALF FENDERS



TFEN-H57

80" Fully Smooth "Low Rider" Half Tandem Fender with Rolled Edge - 14 Ga.

TOP WINDOW TRIMS

EAGLE CHOPPED TOP WINDOW TRIMS

Installs using 3M tape. Sold in pairs.



TK-1430

Kenworth 5" Eagle Flange Chop Top Window Trim- All Daylight Door Models

TP-1438

Peterbilt 5" Eagle Flange Chop Top Window Trim with Cab Mounted Mirrors - All Models

TP-1439

Peterbilt 5" Eagle Flange Chop Top Window Trim with Door Mounted Mirrors - All Models

TF-1429

Freightliner Century/Columbia/Coronado 5" Eagle Flange Chop Top Window Trim

CLASSIC CHOPPED TOP WINDOW TRIMS

Installs using 3M tape. Sold in pairs.



TK-1431

Kenworth 5" Chop Top Window Trim- All Daylight Door Models

TP-1436

Peterbilt 5" Chop Top Window Trim with Door Mounted Mirrors - All Models

TP-1437

Peterbilt 5" Chop Top Window Trim with Cab Mounted Mirrors - All Models

TF-1430

Freightliner Century/Columbia/Coronado 5" Chop Top Window Trim

FLATLINE STAINLESS

FLATLINE DUAL COLOR LED STAINLESS MUD FLAP HANGERS



FUNCTION 1

FUNCTION 2

TU-9209LFC2

Stainless Steel Mud Flap Hanger with Flat Top & 6 x 4" Dual (R/W) Flatline LEDs & Bezels (TLED-FX73 & TBEZ-4CH4) - **3 3/4" Bolt Spacing**
Red: Stop, Turn & Tail Function **White:** Back-Up Function The Flatline 4" Dual Color LEDs have a clear lens



FUNCTION 1

FUNCTION 2

TU-9209LFC3

Stainless Steel Mud Flap Hanger with Flat Top & 6 x 4" Dual (R/B) Flatline LEDs & Bezels (TLED-FX74 & TBEZ-4CH4) - **3 3/4" Bolt Spacing**
Red: Stop, Turn & Tail Function **Blue:** Blue Function The Flatline 4" Dual Color LEDs have a clear lens



FUNCTION 1

FUNCTION 2

TU-9210LFC2

Stainless Steel Mud Flap Hanger with Flat Top & 6 x 4" Dual (R/W) Flatline LEDs & Bezels (TLED-FX73 & TBEZ-4CH4) - **2 1/2" Bolt Spacing**
Red: Stop, Turn & Tail Function **White:** Back-Up Function The Flatline 4" Dual Color LEDs have a clear lens



FUNCTION 1

FUNCTION 2

TU-9210LFC3

Stainless Steel Mud Flap Hanger with Flat Top & 6 x 4" Dual (R/B) Flatline LEDs & Bezels (TLED-FX74 & TBEZ-4CH4) - **2 1/2" Bolt Spacing**
Red: Stop, Turn & Tail Function **Blue:** Blue Function The Flatline 4" Dual Color LEDs have a clear lens

FLATLINE ULTRA THIN STAINLESS TOP MUD FLAP LIGHT BAR

2" vertical by 24" horizontal.



TU-9245LF - OFF



TU-9245LF - ON



TU-9245LFC



TU-9245LFC2

TU-9245LF

Top Mud Flap Light Bar with 1 Flatline LED - Pair (TLED-F17R) 3 wire Stop, Turn & Tail Function

TU-9245LFC

Top Mud Flap Light Bar with 1 Clear Flatline LED - Pair (TLED-F17CR) 3 wire Stop, Turn & Tail Function

TU-9245LFC2

Top Mud Flap Light Bar with 1 Back-Up Flatline LED - Pair (TLED-F17W)

FLATLINE STAINLESS

FLATLINE DUAL COLOR LED STAINLESS CENTER PANELS



FUNCTION 1



FUNCTION 2

TU-9001LFC2

Stainless Steel Rear Center Panel with 4 x 4" & 6 x 2" Dual Flatline (R/W) LEDs, Bezels & 2 License LEDs (TLED-FX73, TLED-FX70, TBEZ-2CH4 & TBEZ-4CH4)
Red: Stop, Turn & Tail Function **White:** Back-Up Function The Flatline Dual Color LEDs have a clear lens



FUNCTION 1



FUNCTION 2

TU-9001LFC3

Stainless Steel Rear Center Panel with 4 x 4" & 6 x 2" Dual Flatline (R/B) LEDs, Bezels & 2 License LEDs (TLED-FX74, TLED-FX71, TBEZ-2CH4 & TBEZ-4CH4)
Red: Stop, Turn & Tail Function **Blue:** Blue Function The Flatline Dual Color LEDs have a clear lens



FUNCTION 1



FUNCTION 2

TU-9019LFC2

Stainless Steel Extra Wide Rear Center Panel with 4 x 4" & 4 Marker Dual Flatline (R/W) LEDs, Bezels & 2 License LEDs (TLED-FX73, TLED-FX76 & TBEZ-4CH4)
Red: Stop, Turn & Tail Function **White:** Back-Up Function The Flatline Dual Color LEDs have a clear lens



FUNCTION 1



FUNCTION 2

TU-9019LFC3

Stainless Steel Extra Wide Rear Center Panel with 4 x 4" & 4 Marker Dual Flatline (R/B) LEDs, Bezels & 2 License LEDs (TLED-FX74, TLED-FX77 & TBEZ-4CH4)
Red: Stop, Turn & Tail Function **Blue:** Blue Function The Flatline Dual Color LEDs have a clear lens

FLATLINE EXTRA WIDE LED STAINLESS CENTER PANELS



TU-9019LF

TU-9019LF

Stainless Steel Extra Wide Rear Center Panel with 4 x 4" & 4 Marker Flatline LEDs, Bezels & 2 License LEDs (TLED-F4R, TLED-FG4R & TBEZ-4CH4)



TU-9019LFC

Stainless Steel Extra Wide Rear Center Panel with 4 x 4" & 4 Marker Clear Flatline LEDs, Bezels & 2 License LEDs (TLED-F4CR, TLED-FG4CR & TBEZ-4CH4)


FLATLINE STAINLESS

FLATLINE STAINLESS PETERBILT FRONT FENDER TRIMS

Installs with 3M Tape. Comes in pairs.



TP-1221LF



TP-1221LFC

TP-1219	Peterbilt 379 Front Fender Accent Trim - Short
TP-1220	Peterbilt 379 Front Fender Accent Trim - Long
TP-1221LF	Peterbilt 379 Front Fender Accent Trim with 1 Flatline LED - Short (TLED-F9A) 3 wire two function
TP-1221LFC	Peterbilt 379 Front Fender Accent Trim with 1 Clear Flatline LED - Short (TLED-F9CA) 3 wire two function
TP-1222LF	Peterbilt 379 Front Fender Accent Trim with 1 Flatline LED - Long (TLED-F17A) 3 wire two function
TP-1222LFC	Peterbilt 379 Front Fender Accent Trim with 1 Clear Flatline LED - Long (TLED-F17CA) 3 wire two function

FLATLINE UNIVERSAL LED TRAILER BOX



TP-1645LF



TP-1645LFC

TP-1645LF	Universal Trailer Service Box with 3 Slim Flatline LEDs (TLED-FG4R)
TP-1645LFC	Universal Trailer Service Box with 3 Slim Clear Flatline LEDs (TLED-FG4CR)
TP-1645LFC2	Universal Trailer Service Box with 3 Slim White Flatline LEDs (TLED-FG4W)

FLATLINE UNIVERSAL DUAL COLOR LED TRAILER BOX

FUNCTION 1



FUNCTION 2



TP-1645LFC3	Universal Trailer Service Box with 3 Slim Dual Flatline (R/W) LEDs (TLED-FX76)
Red: Stop, Turn & Tail Function	White: Back-Up Function
The Flatline Dual Color LEDs have a clear lens	

FUNCTION 1




FUNCTION 2



TP-1645LFC4	Universal Trailer Service Box with 3 Slim Dual Flatline (R/B) LEDs (TLED-FX77)
Red: Stop, Turn & Tail Function	Blue: Blue Function
The Flatline Dual Color LEDs have a clear lens	

UNIVERSAL ACCESSORIES

ANTI-SAIL BRACKET



TU-1031

Chrome Anti-Sail Bracket - 24" x 21"

TU-1032

Stainless Steel Anti-Sail Bracket - 24" x 21"

LUG NUT PULLER



TU-1033

Lug Nut Puller - 1 1/2"

5TH WHEEL PIN PULLER



TU-1030

Chrome Steel 5th Wheel Pin Puller

KENWORTH T680

HOODSHIELD BUG DEFLECTOR

Drilling of mounting holes through fiberglass hood required. Hardware included.



THOD-KWT680

Kenworth T680 Hoodshield Bug Deflector (2013+)

HEADLIGHT TRIM

Attaches using supplied 3M two-sided tape. Sold in pairs.



TK-1226

Kenworth T680 Headlight Trim (2013+)

FENDER WHEEL WELL TRIM

Attaches using supplied 3M two-sided tape. Sold in kits.



TFT-KWT680

Kenworth T680 Fender Wheel Well Trim with Fairings (2013+)

TFT-KWT680N

Kenworth T680 Fender Wheel Well Trim Without Fairings (2013+)

KENWORTH T680

DOOR HANDLE TRIM

Attaches using supplied 3M two-sided tape. Sold in pairs.



TK-1427

Kenworth T680 Door Handle Trim (2013+)

STAINLESS STEEL FRONT KICK PANELS

Installs using hardware kit & 3M tape. Sold in pairs.



TK-1603



TK-1602

TK-1602


Kenworth T660-T680-T700 Front Kick Plate - Upper Panel (2007-2009)

TK-1603

Kenworth T660-T680-T700 Front Kick Plate - Lower Panel

BACK STEP TRIM

Attaches using supplied 3M two-sided tape. Sold in pairs.



TK-1621



TK-1620

TK-1620

Kenworth T660-T680-T700 Back Step Trim - Upper Panel

TK-1621

Kenworth T660-T680-T700 Back Step Trim - Lower Panel

KENWORTH T680

SIDE HOOD TRIM

Attaches using supplied 3M two-sided tape. Sold in kits.

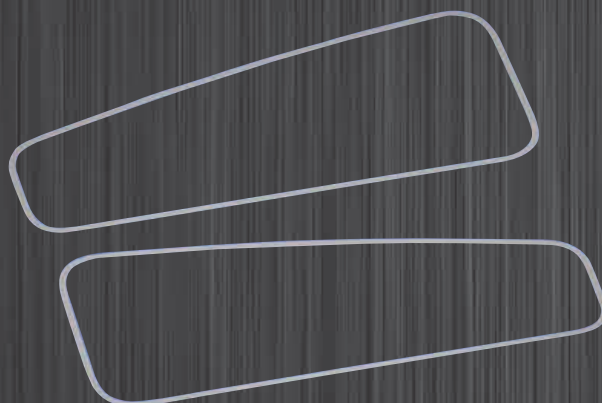


TK-1133

Kenworth T680 Side Hood Trim

SLEEPER WINDOW TRIM

Attaches using supplied 3M two-sided tape. Sold in pairs.



TK-1651

Kenworth T680 Sleeper Window Trim (2013+)

LICENSE PLATE HOLDER

Attaches using supplied hardware.



TK-1712


Kenworth T680 Double License Plate Holder (2013+)

KENWORTH T680

CAB, SLEEPER & EXTENDER KITS 2013+

All panels are 2 1/2" wide. Sold in kits.

BLANK PANELS



TK-1032
TK-1033

Kenworth T680 Blank Cab, Sleeper & Extension Panel Kit - With Block Heater Hole
Kenworth T680 Blank Cab, Sleeper & Extension Panel Kit - No Block Heater Hole

TRUCKS WITH BLOCK HEATER HOLE

TK-1034
TK-1034L
TK-1034LC
TK-1034LF
TK-1034LFC

Kenworth T680 Cab, Sleeper & Extension Panel Kit with 16 Slotted Light Holes - With Block Heater Hole
Kenworth T680 Cab, Sleeper & Extension Panel Kit with 16 Infinity LEDs - With Block Heater Hole (TLED-INFA)
Kenworth T680 Cab, Sleeper & Extension Panel Kit with 16 Clear Infinity LEDs - With Block Heater Hole (TLED-INFCA)
Kenworth T680 Cab, Sleeper & Extension Panel Kit with 16 Flatline LEDs - With Block Heater Hole (TLED-FGA)
Kenworth T680 Cab, Sleeper & Extension Panel Kit with 16 Clear Flatline LEDs - With Block Heater Hole (TLED-FGCA)


TRUCKS WITHOUT BLOCK HEATER HOLE

TK-1035
TK-1035L
TK-1035LC
TK-1035LF
TK-1035LFC

Kenworth T680 Cab, Sleeper & Extension Panel Kit with 16 Slotted Light Holes - No Block Heater Hole
Kenworth T680 Cab, Sleeper & Extension Panel Kit with 16 Infinity LEDs - No Block Heater Hole (TLED-INFA)
Kenworth T680 Cab, Sleeper & Extension Panel Kit with 16 Clear Infinity LEDs - No Block Heater Hole (TLED-INFCA)
Kenworth T680 Cab, Sleeper & Extension Panel Kit with 16 Flatline LEDs - No Block Heater Hole (TLED-FGA)
Kenworth T680 Cab, Sleeper & Extension Panel Kit with 16 Clear Flatline LEDs - No Block Heater Hole (TLED-FGCA)

FENDER LIGHT TRIM

Attaches using supplied 3M two-sided tape. Sold in pairs.



TK-1428

Kenworth T680 Fender Light Trim (2013+)

PETERBILT 579

SUNVISORS

Comes with 3 front brackets on the front and 1 per side. Remove original factory brackets and install Trux sunvisor brackets. All hardware included.



TSUN-P27	15" Peterbilt 579 Ultra Cab Sunvisor with 5 Slotted Light Holes
TSUN-P27L	15" Peterbilt 579 Ultra Cab Sunvisor with 5 Infinity LEDs (TLED-INFA)
TSUN-P27LC	15" Peterbilt 579 Ultra Cab Sunvisor with 5 Clear Infinity LEDs (TLED-INFCA)
TSUN-P27LF	15" Peterbilt 579 Ultra Cab Sunvisor with 5 Flatline LEDs (TLED-FGA)
TSUN-P27LFC	15" Peterbilt 579 Ultra Cab Sunvisor with 5 Clear Flatline LEDs (TLED-FGCA)

GRILL SURROUND

Attaches using supplied hardware. Comes in kits.



TP-1131 Peterbilt 579 Grill Surround

HOODSHIELD BUG DEFLECTOR

Drilling of mounting holes through hood required. Hardware included.



THOD-PET579 Hoodshield Bug Deflector for Peterbilt 579

PETERBILT 579

HEADLIGHT TRIM

Attaches using supplied hardware & 3M tape. Comes in pairs.



TP-1218

Peterbilt 579 Headlight Trim

FRONT SIDE FENDER TRIM

Attaches using supplied 3M two-sided tape. Sold in kits.



TFT-PET579

Peterbilt 579 Front Side Fender Trim

BUMPER ACCENT

Attaches using supplied 3M two-sided tape. Sold in kits.




TP-1713

Peterbilt 579 Bumper Accent Inserts for Use Without Fog Lights

PETERBILT 579

HOOD TRIMS

Attaches using supplied 3M two-sided tape. Sold in pairs.



TP-1129

TP-1123

TP-1123

Peterbilt 579 Chrome Air Intake Grill

TP-1129

Peterbilt 579 Side Hood Trim

HANDLE TRIMS

Attaches using supplied 3M two-sided tape. Sold in pairs.



TP-1433

Peterbilt 579 Door Handle Trim

PETERBILT 579

WINDOW TRIMS

Attaches using supplied 3M two-sided tape. Sold in pairs.



TP-1434
TP-1440

Peterbilt 579 Door Window Accent
Peterbilt 579 Window Shade

LOWER BACK STEP TRIM TRIMS

Attaches using supplied 3M two-sided tape & hardware. Sold in pairs.



TP-1643

Peterbilt 579 Lower Back Step Trim

PETERBILT 579

Please refer to CATALOG 2013 for details on the following lights.



TLED-INFA
(PG. 52)



TLED-INFCA
(PG. 53)




TLED-FGA
(PG. 8)



TLED-FGCA
(PG. 9)

63" CAB, SLEEPER & EXTENDER KITS

2 1/2" Wide. Hardware included. Sold in pairs.



TRUCKS WITH BLOCK HEATER HOLE

TP-10114	Peterbilt 579 Blank, Cab, 63" Sleeper & Extension Panel Kit with Block Heater Hole
TP-10116	Peterbilt 579 Cab, 63" Sleeper & Extension Panel Kit with Block Heater Hole & 18 Slotted Light Holes
TP-10116L	Peterbilt 579 Cab, 63" Sleeper & Extension Panel Kit with Block Heater Hole & 18 Infinity LEDs (TLED-INFA)
TP-10116LC	Peterbilt 579 Cab, 63" Sleeper & Extension Panel Kit with Block Heater Hole & 18 Clear Infinity LEDs (TLED-INFCA)
TP-10116LF	Peterbilt 579 Cab, 63" Sleeper & Extension Panel Kit with Block Heater Hole & 18 Flatline LEDs (TLED-FGA)
TP-10116LFC	Peterbilt 579 Cab, 63" Sleeper & Extension Panel Kit with Block Heater Hole & 18 Clear Flatline LEDs (TLED-FGCA)

TRUCKS WITHOUT BLOCK HEATER HOLE

TP-10113	Peterbilt 579 Blank, Cab, 63" Sleeper & Extension Panel Kit with No Block Heater Hole
TP-10115	Peterbilt 579 Cab, 63" Sleeper & Extension Panel Kit with No Block Heater Hole & 18 Slotted Light Holes
TP-10115L	Peterbilt 579 Cab, 63" Sleeper & Extension Panel Kit with No Block Heater Hole & 18 Infinity LEDs (TLED-INFA)
TP-10115LC	Peterbilt 579 Cab, 63" Sleeper & Extension Panel Kit with No Block Heater Hole & 18 Clear Infinity LEDs (TLED-INFCA)
TP-10115LF	Peterbilt 579 Cab, 63" Sleeper & Extension Panel Kit with No Block Heater Hole & 18 Flatline LEDs (TLED-FGA)
TP-10115LFC	Peterbilt 579 Cab, 63" Sleeper & Extension Panel Kit with No Block Heater Hole & 18 Clear Flatline LEDs (TLED-FGCA)

63" CAB, SLEEPER KITS

2 1/2" Wide. Hardware included. Sold in pairs.



TRUCKS WITH BLOCK HEATER HOLE

TP-10118	Peterbilt 579 Blank, Cab & 63" Sleeper Panel Kit with Block Heater Hole
TP-10120	Peterbilt 579 Cab & 63" Sleeper Panel Kit with Block Heater Hole & 14 Slotted Light Holes
TP-10120L	Peterbilt 579 Cab & 63" Sleeper Panel Kit with Block Heater Hole & 14 Infinity LEDs (TLED-INFA)
TP-10120LC	Peterbilt 579 Cab & 63" Sleeper Panel Kit with Block Heater Hole & 14 Clear Infinity LEDs (TLED-INFCA)
TP-10120LF	Peterbilt 579 Cab & 63" Sleeper Panel Kit with Block Heater Hole & 14 Flatline LEDs (TLED-FGA)
TP-10120LFC	Peterbilt 579 Cab & 63" Sleeper Panel Kit with Block Heater Hole & 14 Clear Flatline LEDs (TLED-FGCA)

TRUCKS WITHOUT BLOCK HEATER HOLE

TP-10117	Peterbilt 579 Blank, Cab & 63" Sleeper Panel Kit with No Block Heater Hole
TP-10119	Peterbilt 579 Cab & 63" Sleeper Panel Kit with No Block Heater Hole & 14 Slotted Light Holes
TP-10119L	Peterbilt 579 Cab & 63" Sleeper Panel Kit with No Block Heater Hole & 14 Infinity LEDs (TLED-INFA)
TP-10119LC	Peterbilt 579 Cab & 63" Sleeper Panel Kit with No Block Heater Hole & 14 Clear Infinity LEDs (TLED-INFCA)
TP-10119LF	Peterbilt 579 Cab & 63" Sleeper Panel Kit with No Block Heater Hole & 14 Flatline LEDs (TLED-FGA)
TP-10119LFC	Peterbilt 579 Cab & 63" Sleeper Panel Kit with No Block Heater Hole & 14 Clear Flatline LEDs (TLED-FGCA)

PETERBILT 579

Please refer to CATALOG 2013 for details on the following lights.



TLED-INFA
(PG. 52)



TLED-INFCA
(PG. 53)



TLED-FGA
(PG. 8)



TLED-FGCA
(PG. 9)

80" CAB, SLEEPER & EXTENDER KITS

2 1/2" Wide. Hardware included. Sold in pairs.

TRUCKS WITH BLOCK HEATER HOLE

TP-10134	Peterbilt 579 Blank, Cab, 80" Sleeper & Extension Panel Kit with Block Heater Hole
TP-10130	Peterbilt 579 Cab, 80" Sleeper & Extension Panel Kit with Block Heater Hole & 18 Slotted Light Holes
TP-10130L	Peterbilt 579 Cab, 80" Sleeper & Extension Panel Kit with Block Heater Hole & 18 Infinity LEDs (TLED-INFA)
TP-10130LC	Peterbilt 579 Cab, 80" Sleeper & Extension Panel Kit with Block Heater Hole & 18 Clear Infinity LEDs (TLED-INFCA)
TP-10130LF	Peterbilt 579 Cab, 80" Sleeper & Extension Panel Kit with Block Heater Hole & 18 Flatline LEDs (TLED-FGA)
TP-10130LFC	Peterbilt 579 Cab, 80" Sleeper & Extension Panel Kit with Block Heater Hole & 18 Clear Flatline LEDs (TLED-FGCA)

TRUCKS WITHOUT BLOCK HEATER HOLE

TP-10132	Peterbilt 579 Blank, Cab, 80" Sleeper & Extension Panel Kit with No Block Heater Hole
TP-10133	Peterbilt 579 Cab, 80" Sleeper & Extension Panel Kit with No Block Heater Hole & 18 Slotted Light Holes
TP-10133L	Peterbilt 579 Cab, 80" Sleeper & Extension Panel Kit with No Block Heater Hole & 18 Infinity LEDs (TLED-INFA)
TP-10133LC	Peterbilt 579 Cab, 80" Sleeper & Extension Panel Kit with No Block Heater Hole & 18 Clear Infinity LEDs (TLED-INFCA)
TP-10133LF	Peterbilt 579 Cab, 80" Sleeper & Extension Panel Kit with No Block Heater Hole & 18 Flatline LEDs (TLED-FGA)
TP-10133LFC	Peterbilt 579 Cab, 80" Sleeper & Extension Panel Kit with No Block Heater Hole & 18 Clear Flatline LEDs (TLED-FGCA)

80" CAB, SLEEPER KITS

2 1/2" Wide. Hardware included. Sold in pairs.

TRUCKS WITH BLOCK HEATER HOLE

TP-10137	Peterbilt 579 Blank, Cab & 80" Sleeper Panel Kit with Block Heater Hole
TP-10138	Peterbilt 579 Cab & 80" Sleeper Panel Kit with Block Heater Hole & 16 Slotted Light Holes
TP-10138L	Peterbilt 579 Cab & 80" Sleeper Panel Kit with Block Heater Hole & 16 Infinity LEDs (TLED-INFA)
TP-10138LC	Peterbilt 579 Cab & 80" Sleeper Panel Kit with Block Heater Hole & 16 Clear Infinity LEDs (TLED-INFCA)
TP-10138LF	Peterbilt 579 Cab & 80" Sleeper Panel Kit with Block Heater Hole & 16 Flatline LEDs (TLED-FGA)
TP-10138LFC	Peterbilt 579 Cab & 80" Sleeper Panel Kit with Block Heater Hole & 16 Clear Flatline LEDs (TLED-FGCA)

TRUCKS WITHOUT BLOCK HEATER HOLE

TP-10135	Peterbilt 579 Blank, Cab & 80" Sleeper Panel Kit with No Block Heater Hole
TP-10136	Peterbilt 579 Cab & 80" Sleeper Panel Kit with No Block Heater Hole & 16 Slotted Light Holes
TP-10136L	Peterbilt 579 Cab & 80" Sleeper Panel Kit with No Block Heater Hole & 16 Infinity LEDs (TLED-INFA)
TP-10136LC	Peterbilt 579 Cab & 80" Sleeper Panel Kit with No Block Heater Hole & 16 Clear Infinity LEDs (TLED-INFCA)
TP-10136LF	Peterbilt 579 Cab & 80" Sleeper Panel Kit with No Block Heater Hole & 16 Flatline LEDs (TLED-FGA)
TP-10136LFC	Peterbilt 579 Cab & 80" Sleeper Panel Kit with No Block Heater Hole & 16 Clear Flatline LEDs (TLED-FGCA)