

RUBICON EXPRESS



WHEN THERE'S
NO TURNING BACK™

2018 CATALOG

TABLE OF CONTENTS

RUBICON EXPRESS

About Rubicon Express.....	2
Rubicon Express Categories.....	4
Upgradeability.....	6
Jason Scherer Team Rubicon.....	8
Rubicon Express Lifetime Advantage Warranty.....	10, 127
NEW JK Wrangler Coilover Kit Overview.....	12
NEW JK Wrangler Sport Kit Overview.....	14
NEW JK Wrangler Progressive Coil Kit Overview.....	16
NEW JK Wrangler Product Offerings.....	18

JEEP WRANGLER SUSPENSION KITS

2007-2018 JK Wrangler Extreme-Duty Long Arm Coilover.....	20
2007-2018 JK Wrangler Extreme-Duty 4-Link Long Arm.....	22
2007-2018 JK Wrangler Extreme-Duty Long Arm w/ 3-Link Rear.....	24
2007-2018 JK Wrangler LCG Kit w/ Progressive Coils.....	26
2007-2018 JK Wrangler Super-Flex Short Arm.....	28
2007-2018 JK Wrangler Sport, Standard, Economy & Leveling.....	30
1997-2006 TJ Wrangler Extreme-Duty Long Arm.....	32
1997-2006 TJ Wrangler Super-Flex Short Arm.....	34
1997-2006 TJ Wrangler Standard & Economy.....	36
2004-2006 LJ Wrangler Extreme-Duty Long Arm.....	38
2004-2006 LJ Wrangler Super-Flex Short Arm.....	40
2004-2006 LJ Wrangler Standard & Economy.....	42
1987-1995 YJ Wrangler Extreme-Duty & Standard.....	44
1987-1995 YJ Wrangler Spring-Over Conversion.....	46
1976-1986 CJ Extreme-Duty Spring-Under Systems.....	48



JEEP CHEROKEE SUSPENSION KITS

1984-2001 XJ Cherokee Extreme-Duty Long Arm	50
1984-2001 XJ Cherokee Super-Flex Short Arm	52
1984-2001 XJ Cherokee Super-Ride & Standard.....	54
1993-1998 ZJ Grand Cherokee Extreme-Duty Long Arm.....	56
1993-1998 ZJ Grand Cherokee Super-Flex Short Arm.....	58
1993-1998 ZJ Grand Cherokee Super-Ride & Economy.....	60
1999-2004 WJ Grand Cherokee Economy.....	60

SUSPENSION COMPONENTS

Performance Monotube Shocks	62
Monotube Shocks	63
Steering Stabilizers.....	66
Bump Stops	67
Sway Bars	68
Sway Bar Disconnects.....	68
Skid Plates.....	69
Winch Accessories.....	69
Coil Springs.....	70
Coil Spacers.....	70
Leaf Springs.....	71
Spring Accessories	72
Shackles.....	74
Track Bars	75
Driveshafts.....	77
Drag Links & Tie Rods	80
Steering Correction/Pitman Arms.....	81
Transfer Cases & Engine Mounts.....	82
Exhaust.....	82
Brake Lines	83
Control Arms	84
Joint and Tools	88
Builder's Parts	89
Crossmembers.....	92
Kit BOMs.....	93
Kit BOMs Index.....	137
Footnotes	137



ABOUT

Twenty years ago, Rustin Smith bought his first Jeep - a 1992 YJ Wrangler. Rustin, an avid 4-wheeler and outdoorsman, was simultaneously amazed by its capabilities and obsessed with ways to improve its off-road performance.



Rustin created Rubicon Express with the goal of providing the highest quality products for any and all Jeep enthusiasts. The first offering was the hand throttle. This allowed you to control your throttle by hand while using both feet to work the brakes and clutch to navigate difficult obstacles. The product flew off the shelves. This prompted Rustin to start looking into other potential product lines.

His research led him to fill a void in the market by creating a spring over kit for the YJ. Previously, if you wanted to do a spring over conversion on your YJ, you would have had to piece a kit together on your own. The new kit became an instant success. Realizing that his dream was becoming a reality, Rustin centered his focus on creating a wide variety of performance-enhancing products for Jeeps. Rubicon Express' achievements over the past two decades include:

- The Super Flex joint - the first spherical bearing on the market that was both serviceable and rebuildable
- Development of the "Reverse Eye" spring over springs to minimize axle wrap but still maintain high level of wheel travel
- The first commercial TJ long arm kit on the market, changing the Jeep lift kit landscape forever
- Other firsts: The first commercial JK long arm kit with customizable configurations; the first rod end suspension; the first XJ and ZJ long arms; the first DIY slip yoke eliminator kit; the first anti wrap spring perch; and the first TJ axle bracket kit
- Pioneering the upgrade path from short arm to long arm

As we celebrate our 22nd Year Anniversary, Rubicon Express has become an industry leader built upon the original principles of providing only the highest quality after-market Jeep suspension and drivetrain products. Whether you're a daily driver heading out for the day for a little wheelin' or a hardcore Jeeper planning a week-long trip on the trail, we have the products, knowledge and experience to get you there and back.

RUBICON EXPRESS... When there's no turning back.





Rubicon Trail!

WHEN THERE'S NO TURNING BACK™


▶ The Rubicon Trail is a 22-mile-long route, part road and part 4x4 trail, located in the Sierra Nevada Mountains of California



CATEGORIES

"ALL RUBICON EXPRESS SUSPENSION KITS ARE FULLY UPGRADEABLE."

KITS AVAILABLE FOR JK, TJ, LJ, XJ, YJ, CJ AND ZJ



- .75 - 2" of Lift
- Front bump stops
- Rear bump stop pad
- Precision valved shocks
- Rear track bar bracket

ECONOMY



- Replacement Coils
- Bolt on installation
- Increases height for larger tires
- Can be upgraded to Super-Flex suspension

STANDARD



- Easily upgradeable to the Super-Flex suspension
- 3.5" front & rear replacement coil springs
- High steer kit
- Control arm geometry correction bracket
- Premium on road performance

SPORT



- Short arm suspension
- Bolt on installation
- Increases suspension travel
- Rebuildable/serviceable Super-Flex joints
- Increases articulation

SUPER-FLEX



- Long arm suspension improves handling and ride quality
- Chromoly lower control arms for durability
- 3 piece belly pan for arms for easy access to tranny/transmission
- Rebuildable/serviceable Super-Flex joints
- Can run at taller lift heights

EXTREME-DUTY



- Improved performance at high speed
- Designed to work with RE Extreme-Duty 4 link, 3 link, and radius arm long arm kits
- Adjustable ride height
- Increased wheel travel
- Vehicle-specific tuned shocks
- Shock geometry improves stability

EXTREME-DUTY COILOVER KIT



RUBICON
EXPRESS



BASE SYSTEM



RE7142



3.5" STANDARD KIT

These lifts are ideal for a customer looking to get a little more clearance than a spacer kit would allow while also replacing some key suspension components for more durability and performance. These kits are also a perfect stepping stool for a customer that may want to add arms or other components later.

UPGRADEABILITY

Rubicon Express provides an extensive suspension offering to get you into the ideal system that best suits your needs and driving habits today, while allowing for future upgrades. We offer all components to be sold separately, which allows you to add to your suspension system to cater to your specific goals as a driver/off-roader.

Below is an example of the possible progression of our 3.5-inch standard kit and how it can easily be upgraded to a Sport Kit, Super-Flex, Extreme-Duty Long Arm, or Coilover kit by simply adding parts to your existing suspension with little or no replacing of existing suspension parts.

ALL RUBICON EXPRESS SUSPENSION SYSTEMS ARE FULLY UPGRADEABLE

OPTIONAL UPGRADE 1



RE7145



RE7142M + RE9800 + RE2621 = RE7145M

3.5" SPORT KIT

This kit is ideal for the customer who is looking for the best in performance without compromising off-road capability. It is a complete system that allows for better alignment and handling by bringing all geometry of the control arms, track bar and drag link back to the stock configuration.

OPTIONAL UPGRADE 2



RE7147



RE7142M + RE3751 + RE3752 + RE3756 + RE3757 = RE7147M

3.5" SUPER-FLEX KIT

This kit is ideal for the customer who is looking for off-road performance and increased articulation. It is a complete system that allows for better alignment and handling through the adjustability and Super-Flex joints featured in the arms.



**LIFETIME
RUBICON EXPRESS
ADVANTAGE**

OPTIONAL UPGRADE 3



JK4443



RE7142M + JK44400 = **JK4443**

3.5" LONG ARM UPGRADE

For that customer who demands top of the line performance, this is it. By lengthening and relocating the lower arms, you put the suspension in a better geometry position allowing for superior handling and performance.

OPTIONAL UPGRADE 4



JK444CC



JK4443 + JK004CC = **JK4444CC**

3.5"- 5.5" COILOVER UPGRADE

For the customer who demands the best of the best and has performance and adjustability in mind. This kit allows for the best wheel travel and handling combination for the JK platform. It is the perfect setup for unsurpassed performance, whether it's going fast through the desert or slow over technical obstacles.

RACING



JASON SCHERER TEAM RUBICON

Rubicon Express was founded in Northern California in the shadow of the famous Rubicon Trail. This is where Jason Scherer fell in love with rockcrawling in his family's Jeep® many years ago.

Being competitive by nature and building upon his background on the trail, Jason has always demanded the best from himself and his vehicles to keep him at the top of the competitive rockcrawling world. He was the perfect choice to represent Rubicon Express in the Ultra4 racing series and the King of the Hammers, where he won the latter in 2009 and followed it up with a 2nd place in 2016, and 3rd place in 2017. Jason's consistency on the podium is what helped him ultimately claim the 2016 Ultra4 National Championship while piloting his Rubicon Express 4400 series race Jeep®.





WARRANTY

LIFETIME
RUBICON EXPRESS
ADVANTAGE

LIFETIME, TRANSFERABLE, HASSLE FREE

OUR COMMITMENT TO OUR CUSTOMERS:

QUALITY.

We will always produce parts to the highest standards possible. We take pride in our craftsmanship and we stand behind all our product with the Rubicon Express Lifetime Advantage Warranty.

PERFORMANCE.

We will continue to design and build products that increase performance and provide real value to the customer.

SERVICE.

100% customer satisfaction is our goal. Our success is dependent on delivering what we promise and supporting the needs of our customers.

We invite you to experience the performance and quality only Rubicon Express products can provide.





NEW JK WRANGLER COILOVER KIT



▶ JK004CC 4DR LONG ARM COILOVER UPGRADE KIT

2007-2018 JK WRANGLER EXTREME-DUTY LONG ARM COILOVER KITS

When you are ready to take your Jeep Wrangler JK to the next level, it is time for Rubicon Express' coilover conversion kit featuring FOX shocks. This race-inspired suspension is designed to build upon Rubicon Express' Extreme-Duty long arm suspension systems available for two-door JK and four-door JK Unlimited Wranglers. The long arms provide a foundation of proper suspension geometry so you can add coilover shocks to achieve greater speed and ride comfort on the trail.

▶ See details on page 20





NEW JK WRANGLER SPORT KIT



► RE7125 / RE7145 3.5" SPORT COIL KIT

2007-2018 JK WRANGLER 3.5" SPORT KITS

Rubicon Express is proud to announce that their best on-road performing kit - the 3.5-inch JK Sport Kit - has received certification that it meets Federal Motor Vehicle Safety Standard 126 (FMVSS 126). The FMVSS 126 test evaluates and ensures that the Rubicon Express suspension does not compromise the Electronic Stability Control (ESC) systems that are government-mandated on all new vehicles. On a closed test course, the Rubicon Express equipped Jeep Wrangler JK with 35-inch tall tires was outfitted with a wide array of outriggers and sensors. A computer takes over at 50 mph and the robotically controlled wheel is spun abruptly; left, right, up to 300 degrees in less than half a second and then back to dead center. The vehicle's slide prompts the ESC system to activate and regain control. Data analysis conclusively proves that the Rubicon Express components did not interfere with the performance of the ESC systems.

In addition to being FMVSS 126 compliant, the new 3.5-inch Sport Kit suspension is covered by the Rubicon Express Lifetime Advantage Warranty.

► See details on page 30





FMVSS TESTING



3.5" Sport Kit with 35" tall tires



Data acquisition system and robotic steering wheel controller



FMVSS 126 test final run, 300 degree right hand turn at 50mph

NEW JK WRANGLER PROGRESSIVE COIL KIT



▶ JK4443P EXTREME-DUTY 4-LINK FRONT

2007-2018 JK WRANGLER PROGRESSIVE COIL KITS

One of the most popular trends in the off-road world is to run as large a tire as possible with the smallest amount of lift. Why? Keeping the center of gravity low provides better handling on the street and increased stability in off-camber situations. This is accomplished with progressive rate coil springs that have a longer extended length when compared to linear rate springs, providing full articulation without unnecessary height. The progressive spring rate also results in a smooth ride over small bumps with enough spring rate to prevent harsh bottoming during full compression.

Available in 2.5" and 3.5" lifts.

▶ See details on page 26





NEW 2007-2018 JK WRANGLER



NEW PERFORMANCE STEERING STABILIZER

The all new Rubicon Express Neutral Force Steering Stabilizer (NFS) is the ideal addition to help reduce steering vibration, wear and tear of your steering components and provides ultimate control in your steering of your JK Wrangler.

PART#	DESCRIPTION
RXJ2002	07-18 JK NFS STEERING STABILIZER

FEATURES:

- Negative spring offsets the force generated by increased gas pressure to allow for return to center
- Less exposed shaft reduces chance for rock and road debris damage
- Machined 6061 aluminum ends with teflon lined spherical bearings
- 2" body diameter with Torco RFF 5 Racing shock oil



NEW DUAL STEERING STABILIZER

The all New Rubicon Express stabilizer bracket kit allows for mounting of dual 36mm monotube steering stabilizers. designed to aid in reducing steering vibration and wear and tear of your steering components. the finish features a durable powder coat finish to resist scratches and corrosion.

PART#	DESCRIPTION
RE1001	07-18 JK MONOTUBE STEERING BRACKET KIT
RE1001M	07-18 JK DUAL MONOTUBE STEERING STABILIZER KIT

FEATURES:

- Dual Steering Stabilizer Bracket Kit
- Featuring 2x RXJ2000B Monotube stabilizer shocks built by Bilstein
- Includes Grade 8 hardware



NEW COMPLETE 8 CONTROL ARM ADJUSTABLE KITS

Rubicon Express now has 8 Arm Kits that include front lower, front upper, rear lower, and rear upper control arms for Jeep JK/ TJ/LJ/ZJ provide yet another path of modification for your Jeep.



PART#	DESCRIPTION
RE3800	ADJUSTABLE SUPER-FLEX UPPER/FIXED SUPER-FLEX LOWER TL/LJ PAIR
RE3801	ADJUSTABLE SUPER-FLEX UPPER/ADJUSTABLE SUPER-FLEX LOWER TL/LJ/ZJ PAIR
RE3802	ADJUSTABLE SUPER-RIDE UPPER/FIXED SUPER-RIDE LOWER TL/LJ PAIR
RE3803	ADJUSTABLE SUPER-FLEX UPPER/ADJUSTABLE SUPER-RIDE UPPER TL/LJ/ZJ PAIR
RE3820	ADJUSTABLE SUPER-FLEX UPPER/ADJUSTABLE SUPER-FLEX LOWER JK PAIR
RE3821	ADJUSTABLE SUPER-FLEX UPPER/FIXED SUPER-FLEX LOWER JK PAIR

FEATURES:

- Upper Arms have adjustment range from factory length to +1"
- Versatile setup options for pinion, caster, and wheel base
- Direct bolt-on installation to any short arm kit allowing for additional flex
- Powercoated finish
- Features durable PT MEG bushings
- Greasable Zerk fittings





NEW
HEAVY-DUTY FORGED TRACK BAR

The new Rubicon Express JK Wrangler front forged track bar features a heat treated steel construction designed to eliminate deflection caused by oversized tires or extreme side load. It features an adjustable sleeved collar which allows for precise axle alignment while still on the vehicle preventing the need to disassemble the suspension as well as OE style bushings for ultimate control and handling. The high clearance design allows for fitment from 0-6" of lift with clearance throughout the suspension cycle.

PART#	DESCRIPTION
RE1683	07 - 18 JK FRONT ADJUSTABLE HEAVY DUTY FORGED TRACK BAR

FEATURES:

- Fits All 2007-2018 Jeep Wranglers w/ 0-6" of lift
- Direct bolt on design
- Heat treated forged steel construction
- Adjustable sleeved collar
- High clearance design for full clearance throughout suspension cycle
- Premium powdercoat finish for maximum corrosion resistance
- OE style bushings



NEW
HEAVY-DUTY TIE ROD BAR

Rubicon Express' all new heavy duty tie rod bar for your 07+ JK is tough enough for the biggest tires and hardest trails. Constructed of 1 1/2 inch .313-wall 4140 chromoly steel fitted with forged 1-ton tie rod ends, bending your steering is a thing of the past.

PART#	DESCRIPTION
RE2601	07 - 18 JK ADJUSTABLE HD TIE ROD BAR

FEATURES:

- Offset forged end design provides clearance for larger axle housings and covers as well as OE backspaced wheels
- All metal tie rod design, 1.250" diameter induction hardened alloy steel (5140) ball studs in a heat treated 1045 housing
- Heat treated Chromoly adjustment sleeve allows tow angle adjustment without removing bar from vehicle



NEW
HEAVY-DUTY SWAY BARS

The new JK HD Rear Sway bar increases the rate of suspension for reduced body roll, cornering grip and bettering handling making for a safer ride on heavily equipped and lifted JK's.

PART#	DESCRIPTION
RE1700	07 - 18 JK REAR HD SWAY BAR
RE1701	07 - 18 JK FRONT HD SWAY BAR

FEATURES:

- Reduced body roll and increased handling
- 22mm solid bar high tensile cold formed steel
- 25%-55% stiffer over factory sway bar
- Durable powder coat finish



NEW
DRIVESHAFT PACKAGES

The all-new complete driveshaft packages include everything you need, both front and rear driveshafts, flange and yoke conversion kit, to prevent driveline vibration after you lift your Jeep JK

PART#	DESCRIPTION
RE1801	12 - 18 JK 4-DOOR AUTOMATIC
RE1802	12 - 18 JK 4-DOOR MANUAL/07 - 11 MANUAL OR AUTOMATIC
RE1803	12 - 18 JK 2-DOOR MANUAL/07 - 11 MANUAL OR AUTOMATIC
RE1804	12 - 18 JK 4-DOOR MANUAL

FEATURES:

- Kits include Front and Rear Driveshafts, Flange and Yoke conversion kit
- Greasable 1310 U-joints
- Dynamically balanced to eliminate vibration
- Recommended for vehicles with 3.5"+ of lift



▶ SEE PAGES 62-92 FOR MORE NEW PRODUCTS.



2007-2018 JK WRANGLER EXTREME-DUTY LONG ARM COILOVER KITS

When you are ready to take your Jeep Wrangler JK to the next level, it is time for Rubicon Express' coilover conversion kit featuring FOX shocks. This race-inspired suspension is designed to build upon Rubicon Express' Extreme-Duty long arm suspension systems available for two-door JK and four-door JK Unlimited Wranglers. The long arms provide a foundation of proper suspension geometry so you can add coilover shocks to achieve greater speed and ride comfort on the trail.

The advantages of coilover shocks include increased wheel travel, optimized shock damping and the ability to customize spring rates to suit your specific needs. FOX's threaded shock bodies make it easy to fine tune ride height for even more customization. Dual coil springs result in a progressive spring rate that is comfortable on the street and over small bumps on the trail while still providing stability and control over large obstacles. Remote reservoirs increase fluid capacity for cool, consistent shock damping. Rubicon Express' coilover mounts are made in the USA from plate steel to maximize clearance.

Driveline modifications will be required. 2012-18 vehicles with 3.6L V6 will require exhaust modification RE4531. 2.0 Hydraulic bump stops recommended.

EXTREME-DUTY COILOVER KITS & LONG ARM UPGRADE KITS



JK004CC 2/4DR COILOVER UPGRADE KIT

FEATURES:

- Improved performance at high speed
- Designed to work with RE Extreme-Duty 4 link, 3 link, and radius arm long arm kits
- Adjustable ride height
- Increases wheel travel
- Vehicle-specific tuned FOX shocks
- Shock geometry improves stability
- Sheet metal front and rear shock mount for maximum clearance
- 100% Made in the USA
- Rubicon Express Advantage Lifetime Warranty

APPLICATIONS:

YEAR	MODEL	LIFT	DESCRIPTION	W/ COILOVERS	MAX TIRE	REC. WHEEL	FOOTNOTES
07-18	JK WRANGLER 4DR	3.5"-5.5"	EXTREME-DUTY 4-LINK LONG ARM COILOVER KIT W/ AIRBUMPS	JK444CC	37X12.50	9" W, 4.25" B.S.	1,28,29,31,37,41,42
07-18	JK WRANGLER 4DR	3.5"-5.5"	EXTREME-DUTY 4-LINK LONG ARM COILOVER KIT NO AIRBUMPS	JK444NB	37X12.50	9" W, 4.25" B.S.	1,28,29,31,37,41,42
12-18	JK WRANGLER 4DR	3.5"-5.5"	EXTREME-DUTY 4-LINK LONG ARM COILOVER KIT W/ AIRBUMPS/ EXHAUST MODS/DRIVESHAFTS	JK444CK	37X12.50	9" W, 4.25" B.S.	1,28,29,31,37,41,42

UPGRADES: TO CONVERT FROM STANDARD SHOCK TO COILOVER

YEAR	MODEL	DESCRIPTION	PART#
07-18	JK WRANGLER 4DR	F/R COILOVER UPGRADE KIT W/ AIRBUMPS	JK004CC
07-18	JK WRANGLER 4DR	FRONT COILOVER UPGRADE NO AIRBUMPS	JK104CC
07-18	JK WRANGLER 4DR	REAR COILOVER UPGRADE NO AIRBUMPS	JK014CC
07-18	JK WRANGLER 2/4DR	COILOVER MOUNT FRONT NO SHOCKS	RE4548
07-18	JK WRANGLER 2/4DR	COILOVER MOUNT REAR NO SHOCKS	RE4549

UPGRADES: TO CONVERT FROM EXTREME-DUTY RADIUS REAR LONG ARM TO 3-LINK

YEAR	MODEL	DESCRIPTION	PART#
07-18	JK WRANGLER 2/4DR	EXTREME-DUTY LONG ARM 3-LINK REAR	RE7333

UPGRADES: TO CONVERT FROM SUPER-FLEX SHORT ARM TO EXTREME-DUTY LONG ARM

YEAR	MODEL	DESCRIPTION	PART#
07-18	JK WRANGLER	EXTREME-DUTY 4-LINK LONG ARM UPGRADE KIT	JK4400
07-18	JK WRANGLER	EXTREME-DUTY 4-LINK FRONT/3-LINK REAR LONG ARM UPGRADE KIT	JK4300



2007-2018 JK WRANGLER EXTREME-DUTY 4-LINK LONG ARM KITS

Rubicon Express's 4-link Extreme-Duty long arm high performance suspension systems deliver both performance and control that are unmatched by any other long arm kit on the market. They feature adjustable chromoly lower control arms that will stand up to anything you can drive over. The PT-MEG Super-Ride bushings and Super-Flex joints are sure to provide superior handling while not limiting articulation. The kit's heavy-duty transmission crossmember allows for more durability and frame rigidity than the competition. This also allows for installation that is much easier than competitor's kits by eliminating the need for welding. Kits also offer an optional robust belly pan.

Systems can be ordered in 3.5", 4.5" and 5.5" lift heights with optional high performance monotube shocks. Like all Rubicon Express systems, they are made in the USA and backed by the Rubicon Express Advantage Lifetime Warranty.

Driveline modifications will be required. 2012-18 vehicles with 3.6L V6 will require exhaust modification RE4531.

EXTREME-DUTY 4-LINK LONG ARM KITS



JK4445 EXTREME-DUTY 4-LINK LONG ARM SUSPENSION

FEATURES:

- Chromoly lower control arms
- Adjustable control arms with serviceable Super-Flex spherical ball joints
- Control arms also come with PT-MEG Super-Ride bushings
- 3 piece transmission crossmember
- No welding
- Designed for on- and off-road performance
- Includes tuned lift springs
- Stainless steel brakelines
- Front and rear CV drive shafts available
- High clearance control arm mounts
- Chromoly track bar and drag link
- 4.5" and 5.5" Kits include chromoly draglink flip with 1-ton tie rods
- Available in 3.5", 4.5" and 5.5" lift heights
- Extreme-Duty sway bar disconnects
- Rubicon Express Lifetime Advantage Warranty

APPLICATIONS:

YEAR	MODEL	LIFT	DESCRIPTION	W/O SHOCKS	W/MONO	MAX TIRE	REC. WHEEL	FOOTNOTES
07-18	JK WRANGLER 2DR	3.5"	EXTREME-DUTY 4-LINK LONG ARM KIT	JK4423	JK4423M	35X12.50	9" W, 3.75-4.25" B.S.	1,31,33,41
07-18	JK WRANGLER 2DR	4.5"	EXTREME-DUTY 4-LINK LONG ARM KIT	JK4424	JK4424M	37X13.50	9" W, 3.75-4.25" B.S.	1,27,28,31,33,41
07-18	JK WRANGLER 2DR	5.5"	EXTREME-DUTY 4-LINK LONG ARM KIT	JK4425	JK4425R*	37X13.50	9" W, 3.75-4.25" B.S.	1,27,28,31,33,41
07-18	JK WRANGLER 4DR	3.5"	EXTREME-DUTY 4-LINK LONG ARM KIT	JK4443	JK4443M	35X12.50	9" W, 3.75-4.25" B.S.	1,31,33,41
07-18	JK WRANGLER 4DR	4.5"	EXTREME-DUTY 4-LINK LONG ARM KIT	JK4444	JK4444M	37X13.50	9" W, 3.75-4.25" B.S.	1,27,29,31,33,41
07-18	JK WRANGLER 4DR	5.5"	EXTREME-DUTY 4-LINK LONG ARM KIT	JK4445	JK4445R*	37X13.50	9" W, 3.75-4.25" B.S.	1,27,29,31,33,41
07-18	JK WRANGLER 4DR	3.5"	EXTREME-DUTY LONG ARM RADIUS FRONT/ 4-LINK REAR KIT	JKR443	JKR443M	35X12.50	9" W, 3.75-4.25" B.S.	1,31,33,41
07-18	JK WRANGLER 4DR	4.5"	EXTREME-DUTY LONG ARM RADIUS FRONT/ 4-LINK REAR KIT	JKR444	JKR444M	37X13.50	9" W, 3.75-4.25" B.S.	1,27,29,31,33,41

► Upgrades available on page 21

*5.5" kits include monotube reservoir shocks



SHOWN: 4-DOOR JK - 4.5" EXTREME-DUTY 4-LINK LONG ARM KIT WITH 37" TIRES



2007-2018 JK WRANGLER

EXTREME-DUTY LONG ARM KITS W/ 3-LINK REAR

At Rubicon Express we are enthusiasts who understand that everyone wants to customize their rig a little bit differently. So when we were developing our new JK Extreme-Duty systems we knew we had to cover all the angles. We created our heavy duty 3-link rear option with exactly that in mind.

This new rear option delivers unmatched articulation and control for the JK platform, making it perfect for the hardcore rock crawler. With improved suspension geometry, this 3-link provides better traction while eliminating "rear steer" and bushing bind. This system features a robust CNC laser cut axle truss that incorporates directly into the differential for added support. Rounding out this upgrade is the upper adjustable chromoly center link.

The system is easy to install and adjust for maximum performance. It is designed as a bolt-on for Dana 44 housings. It can be ordered as an upgrade kit for vehicles equipped with 3.5", 4.5", or 5.5" Rubicon Express Extreme-Duty Radius Long Arm Suspension, as well as a rear option with BOTH our radius and 4-link front kit options. Like all Rubicon Express products, this system is made in the USA and backed by the Rubicon Express Advantage Lifetime Warranty.

EXTREME-DUTY LONG ARM KITS w/ 3-LINK REAR



FEATURES:

- Chromoly control arms
- PT-MEG Super-Ride bushings
- Designed for on- and off-road performance
- 3 piece transmission crossmember
- No welding required
- Adjustable control arms w/ serviceable Super-Flex spherical ball joints
- Includes tuned lift springs
- Stainless steel brakelines
- Available in 3.5" to 5.5" lift height
- 4.5" to 5.5" Kit includes chromoly drag link flip with 1-ton tie rods
- Heavy duty axle truss
- Differential support ring
- Extreme-Duty sway bar disconnects
- Rubicon Express Lifetime Advantage Warranty

JK4344 EXTREME-DUTY LONG ARM 4-LINK FRONT/3-LINK REAR

APPLICATIONS:

YEAR	MODEL	LIFT	DESCRIPTION	W/O SHOCKS	W/MONO	MAX TIRE	REC. WHEEL	FOOTNOTES
07-18	JK WRANGLER 4DR	3.5"	EXTREME-DUTY LONG ARM 4-LINK FRONT/REAR 3-LINK KIT	JK4343	JK4343M	35X12.50	9" W, 3.75-4.25" B.S.	1,31,33,41
07-18	JK WRANGLER 4DR	4.5"	EXTREME-DUTY LONG ARM 4-LINK FRONT/REAR 3-LINK KIT	JK4344	JK4344M	37X13.50	9" W, 3.75-4.25" B.S.	1,27,29,31,33,41
07-18	JK WRANGLER 4DR	5.5"	EXTREME-DUTY LONG ARM 4-LINK FRONT/REAR 3-LINK KIT	JK4345	JK4345R*	37X13.50	9" W, 3.75-4.25" B.S.	1,27,29,31,33,41
07-18	JK WRANGLER 4DR	3.5"	EXTREME-DUTY LONG ARM RADIUS FRONT/3-LINK REAR KIT	JKR343	JKR343M	35X12.50	9" W, 3.75-4.25" B.S.	1,31,33,41
07-18	JK WRANGLER 4DR	4.5"	EXTREME-DUTY LONG ARM RADIUS FRONT/3-LINK REAR KIT	JKR344	JKR344M	37X13.50	9" W, 3.75-4.25" B.S.	1,27,29,31,33,41
07-18	JK WRANGLER 2DR	3.5"	EXTREME-DUTY LONG ARM RADIUS FRONT/3-LINK REAR KIT	JKR423	JKR423M	35X12.50	9" W, 3.75-4.25" B.S.	1,31,33,41
07-18	JK WRANGLER 2DR	4.5"	EXTREME-DUTY LONG ARM RADIUS FRONT/3-LINK REAR KIT	JKR424	JKR424M	37X13.50	9" W, 3.75-4.25" B.S.	1,27,29,31,33,41

► Upgrades available on page 21



2007-2018 JK WRANGLER NEW PROGRESSIVE COIL KITS

One of the most popular trends in the off-road world is to run as large a tire as possible with the smallest amount of lift. Why? Keeping the center of gravity low provides better handling on the street and increased stability in off-camber situations. Rubicon Express has everything you need to run larger tires with only 2.5"-3.5" lift. This is accomplished with progressive rate coil springs that have a longer extended length when compared to linear rate springs, providing full articulation without unnecessary height. The progressive spring rate also results in a smooth ride over small bumps with enough spring rate to prevent harsh bottoming during full compression.

Driveline modifications will be required.

NEW PROGRESSIVE COIL KITS



JK4443P EXTREME-DUTY 4-LINK FRONT

FEATURES:

- Low Center of Gravity allows for full articulation and improves high speed performance on- and off-road
- Low center of gravity reduces chance of roll-over in off camber situations
- Progressive coils have a longer extended length vs linear, maximizing droop travel
- Softer rate at full extension and stiffer rate at full compression helps adapt to terrain changes
- Extreme-Duty sway bar disconnects
- Rubicon Express Advantage Lifetime Warranty

PROGRESSIVE COIL KITS STANDARD & SUPER SPORT:

YEAR	MODEL	LIFT	DESCRIPTION	W/O SHOCKS	W/MONO	W/TWIN	MAX TIRE	REC. WHEEL	FOOTNOTES
07-18	JK WRANGLER 4DR	2.5"	STANDARD PROGRESSIVE COIL KIT	RE7141P	RE7141PM	RE7141PT	35X12.50	9" W, 3.75-4.5" B.S.	1,33,41
07-18	JK WRANGLER 2DR	3.5"	STANDARD PROGRESSIVE COIL KIT	RE7122P	RE7122PM	RE7122PT	37X13.50	9" W, 3.75-4.5" B.S.	1,27,28,31,41
07-18	JK WRANGLER 4DR	3.5"	STANDARD PROGRESSIVE COIL KIT	RE7142P	RE7142PM	RE7142PT	37X13.50	9" W, 3.75-4.5" B.S.	1,27,28,31,41
07-18	JK WRANGLER 2DR	3.5"	SUPER SPORT PROGRESSIVE COIL KIT	RE7125P	RE7125PM	RE7125PT	37X13.50	9" W, 3.75-4.5" B.S.	1,27,28,31,41
07-18	JK WRANGLER 4DR	3.5"	SUPER SPORT PROGRESSIVE COIL KIT	RE7145P	RE7145PM	RE7145PT	37X13.50	9" W, 3.75-4.5" B.S.	1,27,28,31,41

PROGRESSIVE COIL KIT SUPER-FLEX W/ ADJUSTABLE CONTROL ARMS

YEAR	MODEL	LIFT	DESCRIPTION	W/O SHOCKS	W/MONO	W/TWIN	MAX TIRE	REC. WHEEL	FOOTNOTES
07-18	JK WRANGLER 2DR	3.5"	LCG SUPER-FLEX KIT	RE7127P	RE7127PM	RE7127PT	37X13.50	9" W, 3.75-4.5" B.S.	1,27,28,31,41
07-18	JK WRANGLER 4DR	3.5"	LCG SUPER-FLEX KIT	RE7147P	RE7147PM	RE7147PT	37X13.50	9" W, 3.75-4.5" B.S.	1,27,28,31,41
07-18	JK WRANGLER 4DR	2.5"	LCG SUPER-FLEX KIT	RE7140P	RE7140PM	RE7140PT	37X13.50	9" W, 3.75-4.5" B.S.	1,27,28,31,41

PROGRESSIVE COIL KIT SUPER-FLEX W/ FIXED CONTROL ARMS

YEAR	MODEL	LIFT	DESCRIPTION	W/O SHOCKS	W/MONO	W/TWIN	MAX TIRE	REC. WHEEL	FOOTNOTES
07-18	JK WRANGLER 2DR	3.5"	LCG SUPER-FLEX KIT	RE7123P	RE7123PM	RE7123PT	37X13.50	9" W, 3.75-4.5" B.S.	1,27,28,31,41
07-18	JK WRANGLER 4DR	3.5"	LCG SUPER-FLEX KIT	RE7143P	RE7143PM	RE7143PT	37X13.50	9" W, 3.75-4.5" B.S.	1,27,28,31,41

PROGRESSIVE COIL EXTREME-DUTY LONG ARM KITS

YEAR	MODEL	LIFT	DESCRIPTION	W/O SHOCKS	W/MONO	W/TWIN	MAX TIRE	REC. WHEEL	FOOTNOTES
07-18	JK WRANGLER 2DR	3.5"	LCG EXTREME-DUTY 4-LINK KIT	JK4423P	JK4423PM	-	35X12.50	9" W, 3.75-4.5" B.S.	1,33,41
07-18	JK WRANGLER 2DR	3.5"	LCG EXTREME-DUTY 4-LINK F/ 3-LINK REAR KIT	JK4323P	JK4323PM	-	37X13.50	9" W, 3.75-4.5" B.S.	1,27,28,31,41
07-18	JK WRANGLER 4DR	3.5"	TLCG EXTREME-DUTY 4-LINK KIT	JK4443P	JK4443PM	-	35X12.50	9" W, 3.75-4.5" B.S.	1,33,41
07-18	JK WRANGLER 4DR	3.5"	LCG EXTREME-DUTY 4-LINK F/ 3-LINK REAR KIT	JK4343P	JK4343PM	-	37X13.50	9" W, 3.75-4.5" B.S.	1,27,28,31,41

► Upgrades available on page 21



2007-2018 JK WRANGLER SUPER-FLEX SHORT ARM KITS

The 2.5"-4.5" Super-Flex suspension system is designed for enthusiasts looking for the best short arm suspension system that still retains the factory mounting locations. The Super-Flex system features great ride quality and phenomenal performance. Features include Rubicon Express adjustable upper and fixed lower control arms with our serviceable Super-Flex spherical ball joints, replacement lift springs, extended bump stops and longer front and rear stainless steel brakelines.

The 3.5" suspension will allow the use of 35" tires and the 4.5" suspension will allow the use of 37" tires. Driveline modifications will be required.

ADJUSTABLE LOWER CONTROL ARMS

Rubicon Express adjustable lower control arms for Jeep JK Wrangler provide yet another path of modification for your JK. Made from thick wall DOM tubing and featuring the very reliable Rubicon Super-Flex joint, these arms will allow for additional adjustment of your short arm suspension, unrestrained movement of your axles off road and unmatched durability when the going gets rough.

Adjustment range from factory length to +1.5" allows for a versatile set up of pinion, caster, and wheel base or simply a replacement solution for your damaged OE control arms. Rubicon Express adjustable lower control arms are powder coated for corrosion resistance and covered by the Rubicon Express Advantage Warranty.

SUPER-FLEX SHORT ARM KITS



RE7123 SUPER-FLEX SHORT ARM

FEATURES:

- PT-MEG Super-Ride bushings
- Designed for on- and off-road performance
- Includes tuned lift springs
- Stainless steel brakelines
- Available in 2.5" or 4.5" lift height
- 4.5" Kit includes chromoly draglink flip with 1-ton tie rods
- Extreme-Duty sway bar disconnects
- Available with fixed length or adjustable lower control arms. All upper control arms are adjustable.
- Rubicon Express Advantage Lifetime Warranty

FIXED LOWER/ADJUSTABLE UPPERS

YEAR	MODEL	LIFT	DESCRIPTION	W/O SHOCKS	W/MONO	W/TWIN	MAX TIRE	REC. WHEEL	FOOTNOTES
07-18	JK WRANGLER 2DR	3.5"	SUPER-FLEX KIT	RE7123	RE7123M	RE7123T	35X12.50	9" W, 3.75-4.5" B.S.	1,33,41
07-18	JK WRANGLER 2DR	4.5"	SUPER-FLEX KIT	RE7124	RE7124M	RE7124T	37X13.50	9" W, 3.75-4.5" B.S.	1,27,28,31,41
07-18	JK WRANGLER 4DR	3.5"	SUPER-FLEX KIT	RE7143	RE7143M	RE7143T	35X12.50	9" W, 3.75-4.5" B.S.	1,33,41
07-18	JK WRANGLER 4DR	4.5"	SUPER-FLEX KIT	RE7144	RE7144M	RE7144T	37X13.50	9" W, 3.75-4.5" B.S.	1,27,29,31,33,41

ADJUSTABLE LOWERS/ADJUSTABLE UPPERS

YEAR	MODEL	LIFT	DESCRIPTION	W/O SHOCKS	W/MONO	W/TWIN	MAX TIRE	REC. WHEEL	FOOTNOTES
07-18	JK WRANGLER 2DR	2.5"	SUPER-FLEX W/ ADJ ARMS	RE7120	RE7120M	RE7120T	35X12.50	9" W, 3.75-4.5" B.S.	1,33,41
07-18	JK WRANGLER 2DR	3.5"	SUPER-FLEX W/ ADJ ARMS	RE7127	RE7127M	RE7127T	35X12.50	9" W, 3.75-4.5" B.S.	1,33,41
07-18	JK WRANGLER 2DR	4.5"	SUPER-FLEX W/ ADJ ARMS	RE7128	RE7128M	RE7128T	37X13.50	9" W, 3.75-4.5" B.S.	1,27,28,31,41
07-18	JK WRANGLER 4DR	2.5"	SUPER-FLEX W/ ADJ ARMS	RE7140	RE7140M	RE7140T	35X12.50	9" W, 3.75-4.5" B.S.	1,33,41
07-18	JK WRANGLER 4DR	3.5"	SUPER-FLEX W/ ADJ ARMS	RE7147	RE7147M	RE7147T	35X12.50	9" W, 3.75-4.5" B.S.	1,33,41
07-18	JK WRANGLER 4DR	4.5"	SUPER-FLEX W/ ADJ ARMS	RE7148	RE7148M	RE7148T	37X13.50	9" W, 3.75-4.5" B.S.	1,27,29,31,33,41

► Upgrades available on page 21



2-DOOR JK - 4.5" SUPER-FLEX SYSTEM WITH 37" TIRES



2-DOOR JK - 3.5" SUPER-FLEX SYSTEM WITH 35" TIRES



2007-2018 JK WRANGLER

3.5" SPORT KITS

Lifting your Jeep Wrangler improves ground clearance and creates the room necessary to run larger tires, but it can have an adverse effect on suspension and steering geometry. Now you can have your cake and eat it too, thanks to Rubicon Express' new Sport Kit. This kit restores caster to factory angles (when used with stock control arms), corrects steering geometry to eliminate bump steer, and increases anti-dive for improved braking. The Rubicon Express Sport Kit includes a new solid drag link that accepts OE tie rod ends while relocating the steering stabilizer above the drag link for increased ground clearance. The Sport Kit can improve the ride quality and handling on any 07+ JK or JK Unlimited with a 3.5-inch suspension lift.

2.5" - 3.5" STANDARD KITS

Rubicon Express brought the first long arm suspension for the JK Wrangler to the market back in 2006, setting an industry standard that all other suspension manufacturers strive to reach to this day. Raising the bar once again, Rubicon Express brings the off-road industry a great performing, low cost 2.5"- 3.5" suspension Kit for the Wrangler JK.

Rubicon Express uses their expertise to create an affordable, budget minded suspension package that is packed with impressive features and provides outstanding performance, creating a smooth ride on-road and on the trail. The factory control arms and other components are retained. This suspension will allow the use of 33" to 35" tires and has been engineered to easily upgrade to either Super-Flex or Extreme-Duty long arm kits with the purchase of additional components.

2" - 2.5" ECONOMY KITS

The 2" economy kit is the perfect setup for those looking to level out their Jeep and gain an easy 2 inches of lift at a rock bottom price. Adding just 2" of lift will provide more clearance for larger tires and increase the flexibility of your JK's suspension while maintaining the fantastic JK ride quality. The 2" Economy Kit is extremely simple to install - just fit the coil spring spacers in place and install Rubicon Express precision-valved shocks at each corner. Now your vehicle is ready to hit the trails! This suspension will allow the use of 35" tires.

1.5" LEVELING KIT

The all new 1.5" economy leveling kit is the ideal kit for the budget minded JK owner who is looking to level out his JK or needs a little extra clearance to run 33" tires for on and off road performance. This kit includes poly coil spacers for the front rear, in addition to new sway bar end links. This 1.5" economy leveling kit is quick and easy to install, and gives your JK a new stance to run larger tires and increase ground clearance, all while maintaining a factory ride.

The 3.5" suspension will allow the use of 35" tires and the 4.5" suspension will allow the use of 37" tires. Driveline modifications will be required.

SPORT, STANDARD, ECONOMY & LEVELING KITS



RE7125 / RE7145 3.5\"/>

FEATURES:

- **NEW** High steer kit
- **NEW** Control arm geometry correction brackets
- 3.5" front and rear replacement coil springs
- Front and rear cam bolts for caster and pinion adjustment
- Bump stops
- Rear track bar bracket
- Extended sway bar end links
- Easily upgradeable to the Super-Flex kit
- Rubicon Express Advantage Lifetime Warranty



RE7121 / 7141 2.5\"/>

FEATURES:

- 2.5" front and rear replacement coil springs
- Front cam washers for caster adjustment
- Bump stops
- Rear track bar bracket
- Extended sway bar end links
- Easily upgradeable to the Super-Flex kit
- Rubicon Express Advantage Lifetime Warranty



RE7133T ECONOMY KIT

FEATURES:

- 2.5" leveling kit
- Front bump stops
- Rear bump stop pads
- Precision valved shocks
- Rear track bar bracket
- Rubicon Express Advantage Lifetime Warranty

NEW



JK1301 1.5\"/>

FEATURES:

- Fits all 2007 - 2018 JK 2/4 Door models
- Allows for use of up to 33" tire
- Levels factory rake of the vehicle
- Bolt on installation

APPLICATIONS:

YEAR	MODEL	LIFT	DESCRIPTION	W/O SHOCKS	W/MONO	W/TWIN	W/ EXT	MAX TIRE	REC. WHEEL	FOOTNOTES
07-18	JK WRANGLER 2DR	2.5"	STANDARD COIL KIT	RE7121	RE7121M	RE7121T	-	35X12.50	9" W, 3.75-4.5" B.S.	1,33
07-18	JK WRANGLER 2DR	3.5"	STANDARD COIL KIT	RE7122	RE7122M	RE7122T	-	35X12.50	9" W, 3.75-4.5" B.S.	1,33
07-18	JK WRANGLER 4DR	2.5"	STANDARD COIL KIT	RE7141	RE7141M	RE7141T	-	33X12.50	9" W, 3.75-4.5" B.S.	1,33,41
07-18	JK WRANGLER 4DR	3.5"	STANDARD COIL KIT	RE7142	RE7142M	RE7142T	-	35X12.50	9" W, 3.75-4.5" B.S.	1,33
07-18	JK WRANGLER 2 & 4DR	1.75"	ECONOMY KIT	RE7132	-	-	-	33X12.50	9" W, 3.75-4.5" B.S.	1,33
07-18	JK WRANGLER 2 & 4DR	2.5"	ECONOMY KIT	RE7133	RE7133M	RE7133T	RE7133E	35X12.50	9" W, 3.75-4.5" B.S.	1,33
07-18	JK WRANGLER 2DR	3.5"	SPORT KIT	RE7125	RE7125M	RE7125T	-	35X12.50	9" W, 3.75-4.5" B.S.	1,33
07-18	JK WRANGLER 4DR	3.5"	SPORT KIT	RE7145	RE7145M	RE7145T	-	35X12.50	9" W, 3.75-4.5" B.S.	1,33
07-18	JK WRANGLER 2 & 4DR	1.5"	LEVELING KIT	JK1301	-	-	-	33X12.50	9" W, 3.75-4.5" B.S.	1,33



1997-2006 TJ WRANGLER EXTREME-DUTY LONG ARM KITS

Rubicon Express was the first to commercially offer a long arm suspension system for the Jeep TJ. Our Extreme-Duty long arm system set the industry standard by which all other kits have been measured. It is designed to be a complete suspension replacement, which utilizes longer control arms to improve lifted suspension geometry. This system will offer you superior stability on- and off-road, reduced torque roll, and enhanced trail traction over standard short arm lift systems. This system includes a three-piece belly pan for easy transfer case and transmission access. The TJ Extreme-Duty long arm suspension system is the best performing and most technologically advanced system of its kind.

Exhaust Modification Required. Installing a SYE and CV driveshaft is required when using a long-arm system.


EXTREME-DUTY LONG ARM UPGRADE KITS

Designed for TJ owners who already have a Rubicon Express Super-Flex short arm suspension system, these kits allow you to upgrade to the Extreme-Duty long arm system, which will provide noticeable improvements in your TJ's on-road handling and a return to a nearly stock ride quality. Off-road, you will see unmatched performance on the most extreme trails. These upgrade systems include a three-piece belly pan for easy transfer case and transmission access; rear stainless steel brake lines and the chromoly Rubicon Express Extreme-Duty long arms. Lift height depends on the system you are upgrading.

Exhaust Modification Required.

Note: Upgrade systems re-use RE3780 adjustable upper control arms included with Rubicon Express Super-Flex Short Arm Systems. Bushings are provided to convert front upper arms to RE4020. Check your current application.


EXTREME-DUTY LONG ARM & UPGRADE KITS




RE7205 EXTREME-DUTY LONG ARM

FEATURES:

- Chromoly long arms
- PT-MEG Super-Ride bushings
- Adjustable control arms with serviceable Super-Flex spherical ball joints
- Includes tuned lift springs, stainless steel brake lines, three-piece belly pan and much more
- Front and rear CV drive shafts available
- Extreme-Duty sway bar disconnects
- Rear tri-link option available
- Available in 3.5", 4.5" or 5.5" lift height
- Designed for on- and off-road performance
- Rubicon Express Advantage Lifetime Warranty



RE7230 / 7231 EXTREME-DUTY LONG ARM UPGRADE



RE7505 EXTREME-DUTY LONG ARM TRI-LINK

FEATURES:

- Chromoly long arm
- Includes a three-piece belly pan for easy transfer case and transmission access
- Rear stainless steel brake line
- Rubicon Express Advantage Lifetime Warranty

APPLICATIONS:

YEAR	MODEL	LIFT	DESCRIPTION	W/O SHOCKS	W/MONO	W/TWIN	MAX TIRE	REC. WHEEL	FOOTNOTES
97-02	TJ WRANGLER	3.5"	EXTREME-DUTY LONG ARM KIT W/ REAR TRACK BAR	RE7203	RE7203M	RE7203T	33X12.50	8" W, 3.75-4.5" B.S.	1,4,14,24,31,33
97-02	TJ WRANGLER	4.5"	EXTREME-DUTY LONG ARM KIT W/ REAR TRACK BAR	RE7204	RE7204M	RE7204T	33X12.50	8" W, 3.75-4.5" B.S.	1,4,14,22,24,31,33
97-02	TJ WRANGLER	5.5"	EXTREME-DUTY LONG ARM KIT W/ REAR TRACK BAR	RE7205	RE7205M	-	35X12.50	8" W, 3.75-4.5" B.S.	1,4,14,24,31,33
03-06	TJ WRANGLER	3.5"	EXTREME-DUTY LONG ARM KIT W/ REAR TRACK BAR	RE7213	RE7213M	RE7213T	33X12.50	8" W, 3.75-4.5" B.S.	1,4,14,24,31,33
03-06	TJ WRANGLER	4.5"	EXTREME-DUTY LONG ARM KIT W/ REAR TRACK BAR	RE7214	RE7214M	RE7214T	33X12.50	8" W, 3.75-4.5" B.S.	1,4,14,24,31,33
03-06	TJ WRANGLER	5.5"	EXTREME-DUTY LONG ARM KIT W/ REAR TRACK BAR	RE7215	RE7215M	-	35X12.50	8" W, 3.75-4.5" B.S.	1,4,14,24,31,33

TRI-LINK OPTION:

YEAR	MODEL	LIFT	DESCRIPTION	W/O SHOCKS	W/MONO	W/TWIN	MAX TIRE	REC. WHEEL	FOOTNOTES
97-02	TJ WRANGLER	4.5"	EXTREME-DUTY LONG ARM KIT W/ REAR TRI-LINK	RE7504	RE7504M	RE7504T	33X12.50	8" W, 3.75-4.5" B.S.	1,4,14,22,24,26,31,33
97-02	TJ WRANGLER	5.5"	EXTREME-DUTY LONG ARM KIT W/ REAR TRI-LINK	RE7505	RE7505M	-	35X12.50	8" W, 3.75-4.5" B.S.	1,4,14,24,26,31,33
03-06	TJ WRANGLER	4.5"	EXTREME-DUTY LONG ARM KIT W/ REAR TRI-LINK	RE7514	RE7514M	RE7514T	33X12.50	8" W, 3.75-4.5" B.S.	1,4,14,24,26,31,33
03-06	TJ WRANGLER	5.5"	EXTREME-DUTY LONG ARM KIT W/ REAR TRI-LINK	RE7515	RE7515M	-	35X12.50	8" W, 3.75-4.5" B.S.	1,4,14,22,24,26,31,33

UPGRADES: TO CONVERT FROM SUPER-FLEX SHORT ARM TO EXTREME-DUTY LONG ARM

YEAR	MODEL	LIFT	DESCRIPTION	W/O SHOCKS	W/MONO	W/TWIN	MAX TIRE	REC. WHEEL	FOOTNOTES
97-02	TJ WRANGLER		EXTREME-DUTY LONG ARM UPGRADE KIT TJ	RE7230	-	-	-	-	1,4,24,30,33
03-06	TJ WRANGLER		EXTREME-DUTY LONG ARM UPGRADE KIT TJ	RE7231	-	-	-	-	1,4,24,30,33
97-02	TJ WRANGLER		EXTREME-DUTY LONG ARM UPG. KIT TJ W/ TRI-LINK	RE7530	-	-	-	-	1,4,14,24,26,30,33
03-06	TJ WRANGLER		EXTREME-DUTY LONG ARM UPG. KIT TJ W/ TRI-LINK	RE7531	-	-	-	-	1,4,14,24,26,30,33

SEE PAGES 93-136 FOR KIT COMPONENTS. SEE PAGE 137 FOR FOOTNOTES.



1997-2006 TJ WRANGLER SUPER-FLEX SHORT ARM KITS

The TJ Super-Flex 4.5" is the ultimate suspension system for TJs currently running the factory short arm suspension geometry. This complete system features eight new control arms, upper front and rear adjustable with our serviceable Super-Flex spherical ball joints, adjustable front track bar, replacement 4.5" lift springs, extended bump stops, longer front stainless steel brake lines and Extreme-Duty sway bar disconnects. The Super-Flex suspension system combines superior flexibility and handling. Installing one will give your TJ the on- and off-road performance you've been waiting for.


TJ owners who are looking for a less-aggressive lift at a more economical price need to look no further than the 3.5" Super-Flex system. Riding much like its slightly taller counterpart, this system improves upon the factory ride while adding 3.5 inches of lift to augment flexibility and articulation. Plus, the 3.5" kit can always be upgraded to the 4.5" should you decide to change your mind in the future.

The 4.5" system will allow the use of 33" tires, or up to 35" tires with proper bump stops. The 3.5" suspension will allow the use of 33" tires. Installing a SYE and CV driveshaft is recommended for the 3.5" and required for the 4.5".

EXTREME-DUTY LONG ARM UPGRADE KITS

Designed for TJ owners who already have a Rubicon Express Super-Flex short arm suspension system, these kits allow you to upgrade to the Extreme-Duty long arm system.

SUPER-FLEX SHORT ARM KITS & LONG ARM UPGRADES



RE7000 SUPER-FLEX SHORT ARM

FEATURES:

- PT-MEG Super-Ride bushings
- Designed for on- and off-road performance
- Adjustable upper control arms with serviceable Super-Flex spherical ball joints
- Includes tuned lift springs
- Stainless steel brakelines
- Available in 3.5" or 4.5" lift height
- Extreme-Duty sway bar disconnects
- Rubicon Express Advantage Lifetime Warranty

APPLICATIONS:

YEAR	MODEL	LIFT	DESCRIPTION	W/O SHOCKS	W/MONO	W/TWIN	MAX TIRE	REC. WHEEL	FOOTNOTES
97-06	TJ WRANGLER	3.5"	SUPER-FLEX SYSTEM	RE7003	RE7003M	RE7003T	33X12.50	8" W, 3.75-4.5" B.S.	1,4,21,24,31,33
97-06	TJ WRANGLER	3.5"	SUPER-FLEX SYSTEM W/ UPPER ADJUSTABLE ARMS	RE7001	RE7001M	RE7001T	33X12.50	8" W, 3.75-4.5" B.S.	1,4,21,24,31,33
97-06	TJ WRANGLER	4.5"	SUPER-FLEX KIT W/ UPPER ADJUSTABLE ARMS	RE7000	RE7000M	RE7000T	35X12.50	8" W, 3.75-4.5" B.S.	1,4,22,24,31,33,34

UPGRADES: TO CONVERT FROM SUPER-FLEX SHORT ARM TO EXTREME-DUTY LONG ARM

YEAR	MODEL	DESCRIPTION	PART#	FOOTNOTES
97-02	TJ WRANGLER	EXTREME-DUTY LONG ARM UPGRADE KIT TJ	RE7230	1,14,24,30,33
03-06	TJ WRANGLER	EXTREME-DUTY LONG ARM UPGRADE KIT TJ	RE7231	1,14,24,30,33
03-06	TJ WRANGLER	EXTREME-DUTY LONG ARM UPGRADE KIT TJ	RE7530	1,14,24,30,33
03-06	TJ WRANGLER	EXTREME-DUTY LONG ARM UPGRADE KIT TJ	RE7531	1,14,24,30,33



TJ WRANGLER - 3.5" SUPER-FLEX SHORT ARM SYSTEM WITH 33" TIRES



TJ WRANGLER - 4.5" SUPER-FLEX SHORT ARM SYSTEM WITH 35" TIRES

SEE PAGES 93-136 FOR KIT COMPONENTS. SEE PAGE 137 FOR FOOTNOTES.



1997-2006 TJ WRANGLER

STANDARD KIT

The Standard kit provides 3.5 inches of lift for your TJ at an economical price. This suspension system is ideal for an entry-level vehicle owner or those on a smaller budget. This standard lift system features new coil springs, bump stops and extended sway bar end links. The stock control arms, track bar and other components are retained. This system will perform smoothly on- and off- the trail and is easily upgradeable to either a 3.5" or 4.5" Super-Flex system.

This suspension will allow the use of 33" tires. Installing a SYE and CV driveshaft may be necessary if driveline vibration occurs.

ECONOMY KIT


The Economy kit is the perfect setup for those looking to gain an easy 2" of lift at a rock bottom price. Adding just two inches of lift will provide more clearance for larger tires and increase the flexibility of your TJ's suspension. This economy-minded suspension system will maintain the renowned TJ ride quality and is extremely simple to install - just fit the 2 coil spring spacers in place and install Rubicon Express twin tube shocks at each corner. Now your vehicle is ready to hit the trails!

This suspension will allow the use of 31" tires. Available with Rubicon monotube shock option.

UPGRADES

The standard systems may be upgraded with Super-Flex control arms and other components, or upgraded to an Extreme-Duty long arm system. Fewer components will be re-used when compared to upgrading from a Super-Flex short arm system.

STANDARD & ECONOMY KITS



RE7002 STANDARD SYSTEM

FEATURES:

- Front and rear replacement coil springs
- Bump stops
- Rear track bar bracket
- Extended sway bar end links
- Easily upgradeable to the Super-Flex system
- Rubicon Express Advantage Lifetime Warranty



RE7030 ECONOMY KIT

FEATURES:

- 2" of lift
- Rear bump stops
- Precision-valved twin tube shocks
- Easy installation
- Rubicon Express Advantage Lifetime Warranty

APPLICATIONS:

YEAR	MODEL	LIFT	DESCRIPTION	W/O SHOCKS	W/MONO	W/TWIN	MAX TIRE	REC. WHEEL	FOOTNOTES
97-06	TJ WRANGLER	3.5"	STANDARD SYSTEM	RE7002	RE7002M	RE7002T	33X12.50	8" W, 3.75-4.5" B.S.	1,3,21,24,33
97-06	TJ WRANGLER	2"	ECONOMY KIT	-	RE7030RXJ	RE7030	31X10.50	8" W, 3.75-4.5" B.S.	1,2,4,33

► Super-Flex Upgrades - See Page 84

SEE PAGES 93-136 FOR KIT COMPONENTS. SEE PAGE 137 FOR FOOTNOTES.



2004-2006 LJ WRANGLER EXTREME-DUTY LONG ARM KITS

Rubicon Express was the first to commercially offer a long arm suspension system for the Jeep TJ and this same industry-leading design is also available for the Wrangler Unlimited LJ. Our LJ Extreme-Duty long arm system is designed to be a complete suspension replacement which utilizes longer control arms to improve lifted suspension geometry. It will offer you superior stability for on- and off-road driving, reduced torque roll and enhanced trail traction over standard short arm lift kits. The Rubicon Express Extreme-Duty long arm system includes a three-piece belly pan for easy transfer case and transmission access. Our LJ Extreme-Duty long arm suspension system is the best performing and most technologically advanced system of its kind.


Exhaust Modification Required. Installing a SYE and CV driveshaft is required when using a tri-link long arm system

EXTREME-DUTY LONG ARM UPGRADE KITS

Designed for those who already have a Rubicon Express Super-Flex short arm suspension system, this kit will allow for an easy upgrade to our Extreme-Duty long arm system. This package includes a three-piece belly pan for easy transfer case and transmission access; rear stainless steel brake line and the six Rubicon Express chromoly long arms needed to upgrade your existing short arm system to an Extreme-Duty long arm system. Lift height depends on the system you are upgrading.

Exhaust Modification Required. Note: Upgrade systems re-use RE3780 adjustable upper control arms included with Rubicon Express Super-Flex Short Arm systems. Bushings are provided to convert front upper arms to RE4020. Check your current application.


EXTREME-DUTY LONG ARM & UPGRADE KITS



RE7225 EXTREME-DUTY LONG ARM

FEATURES:

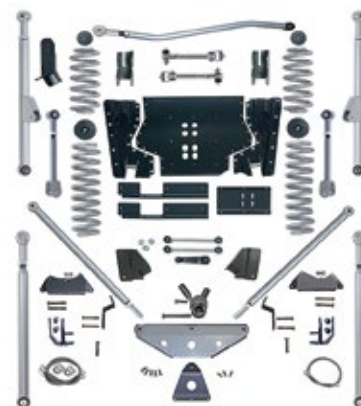
- Chromoly long arms
- PT-MEG Super-Ride bushings
- Designed for on- and off-road performance
- Adjustable control arms with serviceable Super-Flex spherical ball joints
- Includes tuned lift springs
- Stainless steel brake lines
- Three-piece belly pan
- Rear tri-link option available
- Available in 3.5", 4.5" or 5.5" lift height
- Extreme-Duty sway bar disconnects
- Rubicon Express Advantage Lifetime Warranty



RE7232 EXTREME-DUTY LONG ARM UPGRADE

FEATURES:

- Chromoly long arm
- Includes a three-piece belly pan for easy transfer case and transmission access
- Rear stainless steel brake line
- Rubicon Express Advantage Lifetime Warranty



RE7525 EXTREME-DUTY LONG ARM TRI-LINK

APPLICATIONS:

YEAR	MODEL	LIFT	DESCRIPTION	W/O SHOCKS	W/MONO	W/TWIN	MAX TIRE	REC. WHEEL	FOOTNOTES
04-06	LJ WRANGLER UNLTD.	3.5"	EXTREME-DUTY LONG ARM SYSTEM W/REAR TRACK BAR	RE7223	RE7223M	RE7223T	33X12.50	8"W, 3.75-4.5"B.S.	1,3,14,24,31,33
04-06	LJ WRANGLER UNLTD.	4.5"	EXTREME-DUTY LONG ARM SYSTEM W/REAR TRACK BAR	RE7224	RE7224M	RE7224T	35X12.50	8"W, 3.75-4.5"B.S.	1,4,14,24,31,33
04-06	LJ WRANGLER UNLTD.	5.5"	EXTREME-DUTY LONG ARM SYSTEM W/REAR TRACK BAR	RE7225	RE7225M	-	35X12.50	8"W, 3.75-4.5"B.S.	1,4,14,24,31,33

TRI-LINK OPTION:

YEAR	MODEL	LIFT	DESCRIPTION	W/O SHOCKS	W/MONO	W/TWIN	MAX TIRE	REC. WHEEL	FOOTNOTES
04-06	LJ WRANGLER UNLTD.	4.5"	EXTREME-DUTY LONG ARM SYSTEM W/REAR TRACK BAR	RE7524	RE7524M	RE7524T	35X12.50	8"W, 3.75-4.5"B.S.	1,4,14,24,26,31,33
04-06	LJ WRANGLER UNLTD.	5.5"	EXTREME-DUTY LONG ARM SYSTEM W/REAR TRACK BAR	RE7525	RE7525M	-	35X12.50	8"W, 3.75-4.5"B.S.	1,4,14,24,26,31,33

► Super-Flex Upgrades - See Page 41

UPGRADES: TO CONVERT FROM SUPER-FLEX SHORT ARM TO EXTREME-DUTY LONG ARM

YEAR	MODEL	LIFT	DESCRIPTION	PART#	FOOTNOTES
04-06	LJ WRANGLER UNLTD.		EXTREME-DUTY LONG ARM UPGRADE KIT	RE7232	1,14,24,26,33
04-06	LJ WRANGLER UNLTD.		EXTREME-DUTY LONG ARM TRI-LINK UPGRADE KIT	RE7532	1,14,24,26,33

SEE PAGES 93-136 FOR KIT COMPONENTS. SEE PAGE 137 FOR FOOTNOTES.



2004-2006 LJ WRANGLER SUPER-FLEX SHORT ARM KITS

The Super-Flex 4.5" is the ultimate suspension system for LJs currently running the factory short arm suspension geometry. This system combines superior flexibility, handling and will give your LJ the on- and off-road performance you've been waiting for. The LJ Super-Flex is this complete suspension system, features eight new control arms, upper front and rear upper adjustable and fixed lower with our serviceable Super-Flex spherical ball joints, adjustable front track bar, replacement 4.5" lift springs, extended bump stops, longer front stainless steel brake lines, and Extreme-Duty sway bar disconnects.

LJ owners who are looking for a less-aggressive lift at a more economical price need to look no further than the 3.5" Super-Flex system. Riding much like its slightly taller counterpart, this system improves upon the factory ride while adding 3.5 inches of lift to augment flexibility and articulation. The 3.5" suspension will allow the use of 33" tires. If you should change your mind in the future the 3.5" kit can always be upgraded to the 4.5", which will allow the use of up to 35" tires with proper bump stops.

Installing a SYE and CV driveshaft is required for the 4.5".

SUPER-FLEX SHORT ARM KITS & LONG ARM UPGRADES



RE7000 SUPER-FLEX SHORT ARM

FEATURES:

- PT-MEG Super-Ride bushings
- Designed for on- and off-road performance
- Adjustable control arms with serviceable Super-Flex spherical ball joints
- Includes tuned lift springs
- Stainless steel brake lines
- Available in 3.5" or 4.5" lift height
- Extreme-Duty sway bar disconnects
- Rubicon Express Advantage Lifetime Warranty

APPLICATIONS:

YEAR	MODEL	LIFT	DESCRIPTION	W/O SHOCKS	W/MONO	W/TWIN	MAX TIRE	REC. WHEEL	FOOTNOTES
04-06	LJ WRANGLER UNLTD.	3.5"	SUPER-FLEX SYSTEM	RE7003	RE7003M	RE7003T	33X12.50	8"W, 3.75-4.5"B.S.	1,4,21,24,31,33
04-06	LJ WRANGLER UNLTD.	3.5"	SUPER-FLEX SYSTEM W/ UPPER ADJUSTABLE ARMS	RE7001	RE7001M	RE7001T	35X12.50	8"W, 3.75-4.5"B.S.	1,4,24,31,33,34
04-06	LJ WRANGLER UNLTD.	4.5"	SUPER-FLEX SYSTEM W/ UPPER ADJUSTABLE ARMS	RE7000	RE7000M	RE7000T	35X12.50	8"W, 3.75-4.5"B.S.	1,4,24,31,33,34

UPGRADES: TO CONVERT FROM SUPER-FLEX SHORT ARM TO EXTREME-DUTY LONG ARM

YEAR	MODEL	LIFT	DESCRIPTION	PART#	FOOTNOTES
04-06	LJ WRANGLER UNLTD.		EXTREME-DUTY LONG ARM UPGRADE KIT	RE7232	1,14,24,26,33
04-06	LJ WRANGLER UNLTD.		EXTREME-DUTY LONG ARM TRI-LINK UPGRADE KIT	RE7532	1,14,24,26,33



LJ WRANGLER - 7.5" SUPER-FLEX LONG ARM SYSTEM WITH 37" TIRES



LJ WRANGLER - 7.5" SUPER-FLEX LONG ARM SYSTEM WITH 37" TIRES

SEE PAGES 93-136 FOR KIT COMPONENTS. SEE PAGE 137 FOR FOOTNOTES.



2004-2006 LJ WRANGLER STANDARD KITS

This Standard kit provides 3.5 inches of lift for your LJ at an economical price and is ideal for an entry-level vehicle owner or those on a smaller budget. This standard lift system features new coil springs, bump stops and extended sway bar end links. The stock control arms, track bar and other components are retained. This system will perform smoothly on- and off- the trail and is easily upgradeable to either a 3.5" or 4.5" Super-Flex system. This suspension will allow the use of 33" tires.

Installing a SYE and CV driveshaft may be necessary if driveline vibration occurs.


ECONOMY KITS

The Economy kit is the perfect setup for those looking to gain an easy two inches of lift at a rock bottom price. Adding just two inches of lift will provide more clearance for larger tires and increase the flexibility of your LJ's suspension. This economy-minded suspension system will maintain the renowned LJ ride quality and is extremely simple to install - just fit the coil spring spacers in place and install the new Rubicon Express twin tube shocks at each corner. Now your vehicle is ready to hit the trails! This suspension kit will allow the use of 31" tires. Available with monotube shock option.

UPGRADES

The standard systems may be upgraded with Super-Flex control arms and other components, or upgraded to an Extreme-Duty long arm system. Fewer components will be re-used when compared to upgrading from a Super-Flex short arm system.

STANDARD & ECONOMY KITS



RE7002 STANDARD SYSTEM

FEATURES:

- Front and rear replacement coil springs
- Bump stops
- Rear track bar bracket
- Extended sway bar end links
- Easily upgradeable to the Super-Flex system
- Rubicon Express Advantage Lifetime Warranty



RE7030 ECONOMY KIT

FEATURES:

- 2" of lift
- Rear bump stops
- Precision-valved twin tube shocks
- Easy installation
- Rubicon Express Advantage Lifetime Warranty

APPLICATIONS:

YEAR	MODEL	LIFT	DESCRIPTION	W/O SHOCKS	W/MONO	W/TWIN	MAX TIRE	REC. WHEEL	FOOTNOTES
97-06	LJ WRANGLER	3.5"	STANDARD SYSTEM	RE7002	RE7002M	RE7002T	33X12.50	8" W, 3.75-4.5" B.S.	1,3,21,24,33
04-06	LJ WRANGLER UNLTD.	2"	ECONOMY KIT	-	RE7030RXJ	RE7030	31X10.50	8" W, 3.75-4.5" B.S.	1,24,33

► Super-Flex Upgrades - See Page 84

SEE PAGES 93-136 FOR KIT COMPONENTS. SEE PAGE 137 FOR FOOTNOTES.



1987-1995 YJ WRANGLER EXTREME-DUTY SUSPENSION KITS

The 4.5" Rubicon Express Extreme-Duty suspension is the system of choice if you desire a substantial increase in ground and tire clearance for your YJ, as well as greatly increased suspension flexibility. This system features Extreme-Duty leaf springs, which are unmatched for durability, flexibility and ride quality; greaseable shackles and main eye bushings. This 4.5" system will maintain the classic Jeep YJ ride characteristics while allowing you to run 33" tires. Adding a 1" body lift will allow the use of 35" tires.

Installing a SYE and CV driveshaft may be necessary if driveline vibration occurs. See page 47 for spring-over conversion

STANDARD KITS

The 4" standard system is great for owners that desire more ride height and improved suspension articulation at a more economical price. This kit comes complete with new springs, hardware and shocks. This system will clear 33" tires.

The 2.5" standard system is a great entry-level setup and includes our Rubicon twin tube shocks. It's a complete suspension system that provides a modest 2.5" of lift that greatly improves upon the Jeep's stock appearance and says to onlookers that your Jeep has off-road credibility. The 2.5" standard system will clear 31" tires.

EXTREME-DUTY & STANDARD KITS



RE5520 EXTREME-DUTY SUSPENSION

FEATURES:

- 4.5" of lift
- Extreme-Duty leaf springs
- Greaseable shackles
- Greaseable main eye bushings
- Stainless steel brake lines
- Durability, flexibility and ride quality
- Maintain the classic Jeep YJ ride characteristics
- Extreme-Duty sway bar disconnects
- Rubicon Express Advantage Lifetime Warranty



RE5515 STANDARD SYSTEM

FEATURES:

- 4" of Lift
- Four Rubicon Express leaf springs
- Four twin tube shocks
- Stainless steel brake lines
- Durability, flexibility and ride quality
- Maintain the classic Jeep YJ ride characteristics
- Extreme-Duty sway bar disconnects
- Rubicon Express Advantage Lifetime Warranty

APPLICATIONS:

YEAR	MODEL	LIFT	DESCRIPTION	W/O SHOCKS	W/MONO	W/TWIN	MAX TIRE	REC. WHEEL	FOOTNOTES
87-96	YJ WRANGLER	4.5"	EXTREME-DUTY LEAF SPRING SYSTEM	RE5520	RE5520M	RE5520T	33X12.50	8" W, 3.5-4.5" B.S.	1,4,8,31,33
87-96	YJ WRANGLER	4"	STANDARD SPRING SYSTEM	RE5515-NS	-	RE5515	33X12.50	8" W, 3.5-4.5" B.S.	1,2,3,8,31,33
87-96	YJ WRANGLER	2.5"	STANDARD SPRING SYSTEM	RE5505-NS	-	RE5505	31X10.50	8" W, 3.5-4.5" B.S.	1,33

SEE PAGES 93-136 FOR KIT COMPONENTS. SEE PAGE 137 FOR FOOTNOTES.



1987-1995 YJ WRANGLER SPRING-OVER CONVERSION KIT

The Rubicon Express spring-over axle conversion suspension system is designed for the truly adventurous off-roader and is a fabricator's delight. This suspension system moves the leaf spring perches to the topside of the axle. The result is a net lift height increase of 5.5" with stock height springs. The use of stock spec springs will maintain the factory ride quality while the spring-over configuration will greatly increase the suspension flexibility, allow room for larger tires and vastly improve the visual appeal of your Jeep.

The spring-over conversion requires welding new perches to the top of the axle. Steering modifications are required and a CV-driveshaft is mandatory. If you desire even more lift, the addition of a set of Rubicon Express Extreme-Duty leaf springs (RE1444 and RE1445) result in a total lift height of 7". The spring-over axle suspension configuration will allow the use of 33" tires when using stock leaf springs. The fitment of even larger tires is possible with additional modifications.

Steering modifications will be needed.

SPRING-OVER CONVERSION KIT



FEATURES:

- Heavy-duty spring perchs front and rear
- Heavy-duty spring plates front and rear
- Stainless steel brake lines
- Pitman arm
- Rubicon Express Advantage Lifetime Warranty

RE5015 SPRING-OVER CONVERSION

APPLICATIONS:

YEAR	MODEL	LIFT	DESCRIPTION	W/O SHOCKS	W/MONO	W/TWIN	MAX TIRE	REC. WHEEL	FOOTNOTES
87-96	YJ WRANGLER	5.5" +	SPRING-OVER CONVERSION	RE5015	RE5015M	RE5015T	33X12.50	8" W, 3.5-4.5" B.S.	1,4,6,7,31,33




SEE PAGES 93-136 FOR KIT COMPONENTS. SEE PAGE 137 FOR FOOTNOTES.



1976-1986 JEEP CJ EXTREME-DUTY SPRING-UNDER KIT

Rubicon Express' 4.5" spring-under suspension system is hands down the best CJ kit on the market and is the easiest way to improve the ride quality and increase articulation on your Jeep. It maximizes articulation in your 76-86 CJ while providing enough room to fit 33" tires. The foundation of this suspension system is 2.5" wide leaf springs and conversion shackles in place of the factory 2" wide springs. Rubicon Express leaf springs come packed with premium features like Teflon sliders between each tapered leaf, bolted spring clamps and a military wrapped main leaf. Everything you need to lift your CJ comes with this suspension system, including greaseable shackles, stainless steel brake lines, Extreme-Duty sway bar disconnects, u-bolts and spring bushings.

EXTREME-DUTY SPRING-UNDER KIT



RE5525 EXTREME-DUTY

FEATURES:

- 2.5" wide Extreme-Duty front and rear leaf springs
- Greaseable shackles
- Greaseable main eye bushings
- Stainless steel brake lines
- Heavy-duty U-bolt skid plates
- Durability, flexibility and ride quality
- Extreme-Duty sway bar disconnects
- Rubicon Express Advantage Lifetime Warranty

APPLICATIONS:

YEAR	MODEL	LIFT	DESCRIPTION	W/O SHOCKS	W/MONO	W/TWIN	MAX TIRE	REC. WHEEL	FOOTNOTES
76-86	CJ5 & CJ7	4.5"	EXTREME-DUTY SPRING SYSTEM	RE5525	RE5525M	RE5525T	33X12.50	8" W, 3.5-4.0" B.S.	1,5,8,9,10,16,31,33,35



SEE PAGES 93-136 FOR KIT COMPONENTS. SEE PAGE 137 FOR FOOTNOTES.



1984-2001 XJ CHEROKEE EXTREME-DUTY LONG ARM KITS

The Rubicon Express Extreme-Duty long arm suspension system is the ultimate 5.5" suspension system for the XJ Cherokee. Designed to be a complete suspension replacement that utilizes longer control arms to improve lifted suspension geometry, this system will offer you superior stability on- and off-road, reduced torque roll, axle steer and suspension jacking as well as offering enhanced traction compared to standard short arm lift kits. The kit includes the innovative Rubicon Express three-piece crossmember for easy transfer case and transmission access; front Extreme-Duty Radius long arms with serviceable Super-Flex spherical ball joints, heavy-duty track bar, heavy-duty track bar bracket brace, and the all new Extreme-Duty sway bar disconnects.

This suspension will allow the use of 33" tires.

Installing a SYE and CV driveshaft is required when using a long arm system.

EXTREME-DUTY LONG ARM UPGRADE KITS

Designed for those who already have a Rubicon Express XJ Cherokee Super-Flex or Super-Ride Short Arm suspension system. Our Extreme-Duty Long Arm suspension system will provide noticeable improvements in your XJ's on-road handling. Off-road, you will see unmatched performance on the most extreme trails. This package includes a three-piece crossmember and all four front Extreme-Duty control arms. Lift height will depend on the system you are upgrading.

EXTREME-DUTY LONG ARM & UPGRADE KITS



RE6300 EXTREME-DUTY LONG ARM

FEATURES:

- Adjustable chromoly front long arms
- Extreme-Duty upper control arms
- PT-MEG Super-Ride bushings
- Servicable Super-Flex spherical ball joints
- High-clearance crossmember provides excellent ground clearance and stout control arm mounting points
- Three-piece crossmember allows for easy transfer case and transmission access
- Tuned coil and leaf springs
- Axle specific u-bolts
- Adjustable heavy-duty front track bar
- Bump stops
- Stainless steel brake levels
- Designed for on- and off-road performance
- 5.5" lift height
- Extreme-Duty sway bar disconnects
- Rubicon Express Advantage Lifetime Warranty



RE6330 EXTREME-DUTY LONG ARM UPGRADE

FEATURES:

- Adjustable chromoly front long arms
- Extreme-Duty upper control arms
- PT-MEG Super-Ride bushings
- Servicable Super-Flex spherical ball joints
- High-clearance crossmember provides excellent ground clearance and stout control arm mounting points
- Three-piece crossmember allows for easy transfer case and transmission access
- Rubicon Express Advantage Lifetime Warranty

APPLICATIONS:

YEAR	MODEL	LIFT	DESCRIPTION	W/O SHOCKS	W/MONO	W/TWIN	MAX TIRE	REC. WHEEL	FOOTNOTES
84-01	XJ CHEROKEE	5.5"	EXTREME-DUTY LONG ARM W/ REAR LEAF SPRINGS	RE6300	RE6300M	RE6300T	33X12.50	8" W, 4.0-4.75" B.S.	1,3,8,11,12,18,19,23,32,33,36
84-01	XJ CHEROKEE	7.5"	EXTREME-DUTY LONG ARM W/ REAR LEAF SPRINGS	RE6307	-	-	33X12.50	8" W, 4.0-4.75" B.S.	1,3,8,11,12,18,19,23,32,33,36

UPGRADES: TO CONVERT FROM SUPER-FLEX SHORT ARM TO EXTREME-DUTY LONG ARM

YEAR	MODEL	DESCRIPTION	PART#	FOOTNOTES
84-01	XJ CHEROKEE	EXTREME-DUTY LONG ARM UPGRADE KIT	RE6330	1,11,18,19,33

SEE PAGES 93-136 FOR KIT COMPONENTS. SEE PAGE 137 FOR FOOTNOTES.



1984-2001 XJ CHEROKEE SUPER-FLEX SHORT ARM KITS

The Rubicon Express 5.5" Super-Flex suspension system is a great choice for XJ Cherokees running factory short arm suspension geometry and is the perfect combination of value, street performance, and enhanced trail capabilities. Designed for heavy trail running, this nearly indestructible suspension system features heavy-duty track bar and front control arm relocation brackets to allow for optimum flexibility and improved suspension geometry for a better on-road ride compared when compared to lesser kits. The system is designed as a complete replacement suspension and includes our Extreme-Duty rear leaf springs and front coil springs. Other components include new control arms with our serviceable Super-Flex spherical ball joints and Extreme-Duty sway bar disconnects. This is the best XJ lift available that retains the factory short arm design.

This suspension allows the use of 33" tires.

The Rubicon Express 4.5" Super-Flex suspension system for the XJ Cherokee is designed as a complete suspension system replacement. The stock components of your XJ's suspension are upgraded with our Super-Flex front control arms (allowing for proper caster adjustments), front coil and rear leaf springs or Add-A-Leafs, and all the other components required to outfit your Cherokee. This kit will improve the trail flexibility of your XJ while retaining a comfortable street ride.

Available with either full rear leaf spring replacements or for those looking for a lower cost option, Add-A-Leafs can be used. This system allows the use of 32" tires without any body modifications. 33" tires can be fitted with minor fender trimming.

The Rubicon Express 3.5" Super-Flex suspension system for the XJ Cherokee owner who wants a little less lift than the 4.5" system at a more affordable price. The lower control arms of your XJ's suspension are upgraded with our Super-Flex front control arms while the stock upper control arms are retained. The 3.5" Super-Flex system will improve the trail flexibility of your XJ while retaining a comfortable street ride.


Available with either full rear leaf spring replacements or for those looking for a lower cost option, Add-A-Leafs can be used. This system allows the use of 31" tires without any body modifications.

Note: Installing a SVE and CV driveshaft is recommended when lifting any vehicle 3.5" or higher. See page 77-79.

EXTREME-DUTY LONG ARM UPGRADE KITS

All of our short arm systems can easily be upgraded to our Extreme-Duty XJ long arm suspension system.

SUPER-FLEX SHORT ARM KITS & LONG ARM UPGRADES



RE6200 5.5" SUPER-FLEX SHORT ARM

FEATURES:

- PT-MEG Super-Ride bushings
- Replacement front tuned coil springs
- Replacement rear leaf springs
- Heavy-duty track bar
- Front control arm relocation brackets allow for optimum flexibility
- Servicable Super-Flex spherical ball joints
- Stainless steel brake lines
- U-bolts
- Easily upgradeable to Extreme-Duty long arm system
- Extreme-Duty sway bar disconnects
- Rubicon Express Advantage Lifetime Warranty



RE6130 4.5" SUPER-FLEX SHORT ARM

FEATURES:

- PT-MEG Super-Ride bushings
- Replacement front tuned coil springs
- Replacement rear leaf springs or Add-a-Leaf
- Adjustable upper and fixed lower front control arms
- Servicable Super-Flex spherical ball joints
- Stainless steel brake lines
- U-bolts
- Easily upgradeable to Extreme-Duty long arm system
- Extreme-Duty sway bar disconnects
- Rubicon Express Advantage Lifetime Warranty



RE6030 3.5" SUPER-FLEX SHORT ARM

FEATURES:

- PT-MEG Super-Ride bushings
- Replacement front tuned coil springs
- Replacement rear leaf springs or Add-a-Leaf
- Fixed lower control arms
- Servicable Super-Flex spherical ball joints
- Stainless steel brake lines
- U-bolts
- Easily upgradeable to Extreme-Duty long arm system
- Extreme-Duty sway bar disconnects
- Rubicon Express Advantage Lifetime Warranty

APPLICATIONS:

YEAR	MODEL	LIFT	DESCRIPTION	W/O SHOCKS	W/MONO	W/TWIN	MAX TIRE	REC. WHEEL	FOOTNOTES
84-01	XJ CHEROKEE	5.5"	SUPER-FLEX W/ REAR LEAF SPRINGS	RE6200	RE6200M	RE6200T	33X12.50	8"W, 4.0-4.75" B.S.	1,3,8,11,12,17,23,33,36
86-92	MJ COMANCHE	5.5"	SUPER-FLEX SHORT ARM W/ SOA REAR	RE6500	-	-	33X12.50	8"W, 4.0-4.5" B.S.	1,3,8,11,12,17,23,33,36
84-01	XJ CHEROKEE	4.5"	SUPER-FLEX W/ ADD-A-LEAF	RE6111	RE6111M	RE6111T	32X11.50	8"W, 4.0-4.75" B.S.	1,3,8,11,12,23,33,36
84-01	XJ CHEROKEE	4.5"	SUPER-FLEX W/ REAR LEAF SPRINGS	RE6130	RE6130M	RE6130T	32X11.50	8"W, 4.0-4.75" B.S.	1,3,8,11,12,17,23,33,36
84-01	XJ CHEROKEE	3.5"	SUPER-FLEX W/ ADD-A-LEAF	RE6010	RE6010M	RE6010T	31X10.50	8"W, 4.0-4.75" B.S.	1,3,11,23,32,33
84-01	XJ CHEROKEE	3.5"	SUPER-FLEX W/ NEW REAR LEAF SPRINGS	RE6030	RE6030M	RE6030T	31X10.50	8"W, 4.0-4.75" B.S.	1,3,8,11,12,17,23,33,36

UPGRADES: TO CONVERT FROM SUPER-FLEX SHORT ARM TO EXTREME-DUTY LONG ARM

YEAR	MODEL	DESCRIPTION	PART#	FOOTNOTES
84-01	XJ CHEROKEE	EXTREME-DUTY LONG ARM UPGRADE KIT XJ	RE6330	1,33,11,18,19

SEE PAGES 93-136 FOR KIT COMPONENTS. SEE PAGE 137 FOR FOOTNOTES.



1984-2001 XJ CHEROKEE SUPER-RIDE KITS

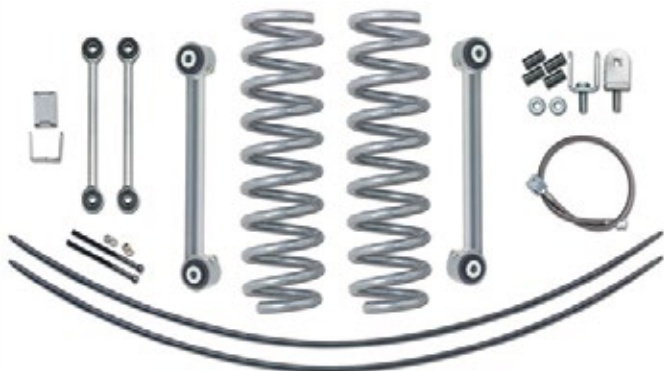
The 3.5" Super-Ride suspension system is an ideal system for the discerning XJ Cherokee owner who desires a more aggressive look, higher ride stance and better trail performance, but still wants to retain factory like on-road handling and ride quality. The replacement Rubicon Express Super-Ride lower control arms eliminate the weak factory control arms without inducing any additional road noise or vibration. More economical than the Super-Flex 3.5", this system is also capable of fitting 31" tires.

Installing a SYE and CV driveshaft is recommended when lifting any vehicle 3.5" or higher. See page 77-79.

2" STANDARD KITS

The Rubicon Express 2" standard suspension system for the XJ Cherokee offers a great performance at an immense value. The 2" standard system for the XJ is the quickest and easiest way to boost your Cherokee's height noticeably while barely making a dent in your pocketbook. This system will clear 30" tires.

SUPER-RIDE & STANDARD KITS



RE6020 3.5" SUPER-RIDE W/ADD-A-LEAF

FEATURES:

- Replacement front tuned coil springs
- PT-MEG Super-Ride bushings
- Replacement rear leaf springs or Add-a-Leaf
- Super-Ride lower control arms
- Stainless steel brake line
- Extended front sway bar links
- Rubicon Express Advantage Lifetime Warranty



RE6160 1.75" STANDARD KIT W/ADD-A-LEAF

FEATURES:

- 1.75" lift height utilizing factory springs
- Front coil spacers and rear lift blocks or Add-A-Leaf
- Precision valved twin tube shocks
- Stainless steel rear brake line
- Simple installation
- Rubicon Express Advantage Lifetime Warranty

APPLICATIONS:

YEAR	MODEL	LIFT	DESCRIPTION	W/O SHOCKS	W/MONO	W/TWIN	MAX TIRE	REC. WHEEL	FOOTNOTES
84-01	XJ CHEROKEE	3.5"	SUPER-RIDE W/ ADD-A-LEAF	RE6020	RE6020M	RE6020T	31X10.50	8" W, 4.0-4.75" B.S.	1,3,11,23,32,33
84-01	XJ CHEROKEE	3.5"	SUPER-RIDE W/ REAR LEAF SPRINGS (DANA 35)	RE6025	RE6025M	RE6025T	31X10.50	8" W, 4.0-4.75" B.S.	1,3,8,11,12,17,23,32,33
84-01	XJ CHEROKEE	3.5"	SUPER-RIDE W/ REAR LEAF SPRINGS (CHR 8.25)	RE6026	RE6026M	RE6026T	31X10.50	8" W, 4.0-4.75" B.S.	1,3,8,11,12,17,23,32,33
84-01	XJ CHEROKEE	1.75"	STANDARD KIT W/ ADD-A-LEAF	-	-	RE6160	30X9.50	8" W, 4.0-4.75" B.S.	1,33
84-01	XJ CHEROKEE	1.75"	STANDARD KIT W/ REAR BLOCK & U-BOLTS	-	-	RE6165	30X9.50	8" W, 4.0-4.75" B.S.	1,12,33,36

SEE PAGES 93-136 FOR KIT COMPONENTS. SEE PAGE 137 FOR FOOTNOTES.



1993-1998 ZJ GRAND CHEROKEE EXTREME-DUTY LONG ARM KIT

The Rubicon Express Extreme-Duty long arm suspension system for the ZJ Grand Cherokee is designed to be a complete suspension replacement utilizing longer control arms to improve lifted suspension geometry. This system will give you superior stability on- and off-road, reduced torque roll, suspension jacking and axle steer as well as offering enhanced traction. The kit provides 4.5" of suspension lift and incorporates an incredibly stout, innovative sub-frame crossmember to attach the longer front radius long arms and extended rear control arms to the vehicle instead of the stock sheet metal attaching points that are prone to breakage.

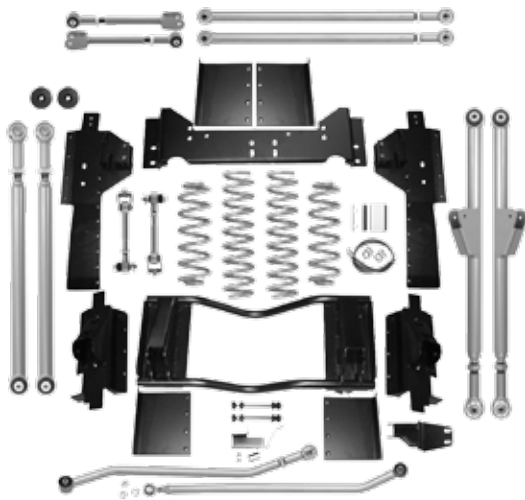
This suspension will allow the use of 32" tires.

EXTREME-DUTY LONG ARM UPGRADE KITS

Designed for those who already have a Rubicon Express Super-Flex or Super-Ride short arm suspension system. Our Extreme-Duty long arm suspension system will provide noticeable improvements in your ZJ's on-road handling. Off-road, you will see unmatched performance on the most extreme trails. This package includes two new 2-piece crossmembers, two front Extreme-Duty long arms, and four rear Extreme-Duty long arms. Lift height will depend on the system you are upgrading.

NOTE: Rubicon Express front upper adjustable control arms RE3780 are re-used for use with this system or RE4020 can be purchased separately. Check your current application.

EXTREME-DUTY LONG ARM & UPGRADE KITS



RE8300 EXTREME-DUTY LONG ARM

FEATURES:

- Adjustable chromoly long arms
- PT-MEG Super-Ride bushings
- Servicable Super-Flex spherical ball joints
- Innovative crossmember provides excellent ground clearance and stout control arm mounting points
- Includes tuned lift springs
- Adjustable track bars
- Stainless steel brake lines.
- Designed for on- and off-road performance
- Available in 4.5" lift height
- Extreme-Duty sway bar disconnects
- Rubicon Express Advantage Lifetime Warranty



RE8330 EXTREME-DUTY LONG ARM UPGRADE KIT

FEATURES:

- Adjustable chromoly long arms
- PT-MEG Super-Ride bushings
- Servicable Super-Flex spherical ball joints
- Innovative crossmember provides excellent ground clearance and stout control arm mounting points
- Designed for on- and off-road performance
- Rubicon Express Advantage Lifetime Warranty

APPLICATIONS:

YEAR	MODEL	LIFT	DESCRIPTION	W/O SHOCKS	W/MONO	W/TWIN	MAX TIRE	REC. WHEEL	FOOTNOTES
93-98	ZJ GRAND CHEROKEE	4.5"	EXTREME-DUTY LONG ARM SYSTEM	RE8300	RE8300M	RE8300T	32X11.50	8" W, 4.0-4.75" B.S.	1,4,20,25,33

UPGRADES: TO CONVERT FROM SUPER-FLEX SHORT ARM TO EXTREME-DUTY LONG ARM

YEAR	MODEL	DESCRIPTION	PART#	FOOTNOTES
93-98	ZJ GRAND CHEROKEE	EXTREME-DUTY LONG ARM UPGRADE KIT	RE8330	1,4,20,33

SEE PAGES 93-136 FOR KIT COMPONENTS. SEE PAGE 137 FOR FOOTNOTES.



1993-1998 ZJ GRAND CHEROKEE **4.5" SUPER-FLEX SHORT ARM KITS**

The Rubicon Express 4.5" Super-Flex system is the best suspension for ZJ Grand Cherokee's running factory short arm suspension geometry. Upgrading your Grand Cherokee with a 4.5" Super-Flex suspension system will turn your ZJ into a remarkable performance 4x4 machine with a smoother and more flexible ride on- and off- the trail. The Rubicon Express Super-Flex 4.5" lift replaces your stock ZJ suspension with our high-quality, trail-ready components. It features an adjustable front track bar, lower and upper adjustable rear control arms with our Super-Flex spherical ball joints (allowing necessary adjustments), replacement 4.5" lift springs, and all new Extreme-Duty sway bar disconnects. This is the best ZJ lift available that retains the factory short arm design and utilizes the factory suspension mounting points.


This suspension allows the use of 32" tires.

3.5" SUPER-FLEX SHORT ARM KITS

The Rubicon Express 3.5" Super-Flex suspension system is for ZJ Grand Cherokee enthusiasts who are looking for a less-aggressive lift at a more economical price. The kit features Rubicon Express Super-Flex lower control arms with our serviceable Super-Flex spherical ball joints, replacement 3.5" lift springs and all new Extreme-Duty sway bar disconnects. The 3.5" kit features the same ride quality and general trail traits as the 4.5" system and is easily upgradeable should you decide your ZJ needs more lift in the future.

This suspension will allow the use of 31" tires.

SUPER-FLEX SHORT ARM KITS & LONG ARM UPGRADE



RE8000 SUPER-FLEX SHORT ARM

4.5" SUPER-FLEX FEATURES:

- PT-MEG Super-Ride bushings
- Control arms with servicable Super-Flex spherical ball joints
- Adjustable front and rear upper control arms
- Adjustable rear lower control arms
- Tuned lift springs
- Adjustable track bar
- Stainless steel brake lines
- Designed for on- and off-road performance
- Long arm upgrade available
- Extreme-Duty sway bar disconnects
- Rubicon Express Advantage Lifetime Warranty



RE8003 SUPER-FLEX SHORT ARM

3.5" SUPER-FLEX FEATURES:

- PT-MEG Super-Ride bushings
- Control arms with servicable Super-Flex spherical ball joints
- Adjustable rear lower control arms
- Tuned lift springs
- Stainless steel brake lines
- Designed for on- and off-road performance
- Long arm upgrade available
- Extreme-Duty sway bar disconnects
- Rubicon Express Advantage Lifetime Warranty

APPLICATIONS:

YEAR	MODEL	LIFT	DESCRIPTION	W/O SHOCKS	W/MONO	W/TWIN	MAX TIRE	REC. WHEEL	FOOTNOTES
93-98	ZJ GRAND CHEROKEE	3.5"	SUPER-FLEX SYSTEM	RE8003	RE8003M	RE8003T	31X10.50	8" W, 4.0-4.75" B.S.	1,33
93-98	ZJ GRAND CHEROKEE	4.5"	SUPER-FLEX SYSTEM	RE8000	RE8000M	RE8000T	32X11.50	8" W, 4.0-4.75" B.S.	1,4,25,33

UPGRADES: TO CONVERT FROM SUPER-FLEX SHORT ARM TO EXTREME-DUTY LONG ARM

YEAR	MODEL	DESCRIPTION	PART#	FOOTNOTES
93-98	ZJ GRAND CHEROKEE	EXTREME-DUTY LONG ARM UPGRADE KIT ZJ	RE8330	1,4,20,33

SEE PAGES 93-136 FOR KIT COMPONENTS. SEE PAGE 137 FOR FOOTNOTES.



1993-1998 ZJ GRAND CHEROKEE SUPER-RIDE KITS

The Rubicon Express Super-Ride suspension system provides 3.5" of lift for your ZJ Grand Cherokee at an economical price. This suspension system is ideal for a vehicle owner with a smaller budget who is just getting started. The 3.5" Super-Ride is a standard short arm suspension system featuring our exclusive Super-Ride lower control arms, 3.5 inch lift coil springs, rear track bar relocation bracket and extended sway bar end-links. The stock upper control arms, track bars and other components are retained. The Super-Ride suspension system will perform smoothly on- and off- of the trail and is easily upgradeable to either a 3.5" or 4.5" Super-Flex system in the future.


This suspension will allow the use of 31" tires.

ZJ/ WJ GRAND CHEROKEE ECONOMY KITS

The Rubicon Express economy suspension system is the perfect setup for those looking to gain a quick 2" of lift at a rock bottom price. Adding just two inches of lift will provide more clearance for larger tires and increase the flexibility of your Grand Cherokee's suspension. This economy minded suspension system will maintain the renowned Grand Cherokee ride quality and is extremely simple to install - just fit the spacers in place and install the new Rubicon Express twin tube shocks at each corner. Now your vehicle is ready to hit the trails!

This suspension will allow the use of 30" tires.

SUPER-RIDE & ECONOMY KITS



RE8005 SUPER-RIDE

FEATURES:

- Front and rear tuned replacement coil springs
- PT-MEG Super-Ride bushings
- Super-Ride lower control arms
- Rear track bar relocation bracket
- Extended sway bar links
- 3.5" lift height
- Rubicon Express Advantage Lifetime Warranty



RE8030 ECONOMY KIT

FEATURES:

- 2" lift height utilizing factory springs
- Precision valved twin-tubed shocks
- Bump stop extensions
- Simple installation
- Rubicon Express Advantage Lifetime Warranty

APPLICATIONS:

YEAR	MODEL	LIFT	DESCRIPTION	W/O SHOCKS	W/MONO	W/TWIN	MAX TIRE	REC. WHEEL	FOOTNOTES
93-98	ZJ GRAND CHEROKEE	3.5"	SUPER-RIDE SYSTEM	RE8005	RE8005M	RE8005T	31X10.50	8" W, 4.0-4.75" B.S.	1,15,33,36
93-98	ZJ GRAND CHEROKEE	2"	ECONOMY KIT	-	-	RE8030	30X9.50	8" W, 4.0-4.75" B.S.	1,33
99-04	WJ GRAND CHEROKEE	2"	ECONOMY KIT	-	-	RE8530	30X9.50	8" W, 4.0-4.75" B.S.	1,33

SEE PAGES 93-136 FOR KIT COMPONENTS. SEE PAGE 137 FOR FOOTNOTES.

PERFORMANCE MONOTUBE SHOCKS



NEW 2.0 ADJUSTABLE RESERVOIR SHOCKS

Make shock fade a thing of the past with Rubicon Express' remote 2.0 adjustable reservoir shock absorbers. The gas charged monotube shock body is supplemented by an external reservoir that doubles fluid capacity to shed heat. Specifically tuned to Rubicon Express spring rates, these remote reservoir shocks are custom valved w/ eight stages of adjustability for a plush ride in any terrain.

COMING SOON


NEW PERFORMANCE 2.5 EXTERNAL BYPASS SHOCKS



Now your JK Wrangler can enjoy the same technology used on the most advanced off-road race trucks in the world with the new Rubicon Express Performance Bypass Shock. Independent rebound and compression tubes are externally adjustable to provide position-sensitive damping. This offers the ability to tune the shocks in a manner that provides a smooth ride on the pavement and over small bumps with unparalleled control at the limits of extension and compression.

COMING SOON

NEW PERFORMANCE 2.0-INCH DUAL RATE COILOVER W/ RESERVOIR SHOCK




Take your Jeep to the next level with Rubicon Express 2.0 Performance Coilovers. Custom valving and dual spring rates optimize ride quality on these rebuildable shocks. The adjustable ride height allows you to dial in the perfect lift for your Jeep and the 12-inch stroke assures plenty of wheel travel.



NEW NFS (NEUTRAL FORCE STABILIZER) PERFORMANCE FORCE STABILIZER

Are you using a normal shock as a steering stabilizer? Rubicon Express has a better solution with their Performance Steering Stabilizer. Traditional steering stabilizers without a negative spring are biased in the direction opposite the shaft, which creates a non-linear steering response. By contrast, Rubicon Express offers adjustability and a negative spring inside the stabilizer which offsets the force generated by increased gas pressure caused by the shaft displacing fluid inside the stabilizer.

MONOTUBE SHOCKS



MONOTUBE RESERVOIR SHOCKS

Rubicon Express monotube shocks are specifically valved to make your 07+ Jeep Wrangler JK and JK Unlimited ride great at any speed. The high pressure gas charged shocks come equipped with a remote reservoir for even greater fluid volume to ensure that the shock damping remains consistent and fade free no matter what terrain you choose to tackle. The brushed aluminum shock body provides further cooling and provides a race-inspired appearance that will never rust. Billet reservoir clamp sold separately. Built by Bilstein.



EXTREME-DUTY MONOTUBE SHOCKS

Rubicon Express proudly offers the highest quality production monotube shock money can buy. We have been evolving and refining these shocks for over a decade. Now they are better than ever with improvements in the manufacturing process, materials, finishes and tunes. Get the most out of your suspension by adding our no compromise shock solution. Built by Bilstein.

TWIN TUBE SHOCKS



BLACK TWIN TUBE SHOCKS

Rubicon Express offers a twin tube shock absorber that provides all the great handling characteristics as our monotube shocks in a more affordable package. Don't think these are an economy shock because they are not! We have included every possible feature to insure that you will not find a better twin tube for any price. Shocks are tuned vehicle specific so you don't have to worry about a generic shock killing the ride quality of your new suspension system. These shocks are recommended for installations when risk of denting or other impact is probable.

NEW 2.0 ADJUSTABLE RESERVOIR SHOCK

LIFETIME RUBICON EXPRESS ADVANTAGE

PART#	DESCRIPTION	EXTENDED	COLLAPSED
RXR713	07-18 JK FRONT 2/4 DOOR 2.5"- 3.5"	24.5"	15.3"
RXR714	07-18 JK REAR 2/4 DOOR 2.5"- 3.5"	24.5"	15.6"
RXR711	07-18 JK FRONT 2/4 DOOR 3.5"- 4.5"	25.625"	15.9"
RXR712	07-18 JK REAR 2/4 DOOR 3.5"- 4.5"	27.5"	17.1"

LIFETIME RUBICON EXPRESS ADVANTAGE

COMING SOON



NEW PERFORMANCE 2.5 EXTERNAL BYPASS SHOCK

- Position sensitive dampening increases force allowing you to encounter larger obstacles at higher speed
- Lower force in the ride zone vs a traditional shock
- Hydraulic bump zone at full compression rapidly absorbs energy
- Large reservoir for increased heat dissipation preventing shock fade
- Independent rebound & compression adjustment
- Hydraulic rebound eliminates violent reaction during down extension

PART#	DESCRIPTION
RXB713	07-18 JK FRONT 2/4 DOOR 2"- 3"
RXB714	07-18 JK REAR 2/4 DOOR 2"- 3"
RXB711	07-18 JK FRONT 2/4 DOOR 3.5"- 4.5"
RXB712	07-18 JK REAR 2/4 DOOR 3.5"- 4.5"

- Eight stages of adjustability
- Monotube performance shock with external reservoir
Increases fluid capacity and cooling to prevent shock fade
- Specifically tuned for all RE suspension
- Customized valved for push on- and off-road ride
- Nitrogen gas pressure charged to prevent cavitation
- Front shocks include frame mount for maximum suspension clearance
- Rear shocks includes billet reservoir clamp



LIFETIME RUBICON EXPRESS ADVANTAGE

COMING SOON



NEW PERFORMANCE 2.0 DUAL RATE COILOVER W/RESERVOIR SHOCK

- Eight stages of adjustability
- Race inspired rebuildable shock
- Dual rate coil adds progressive curve
- Threaded pre load adjuster
- Adjustable ride height
- 12" stroke maximizes wheel travel

PART#	DESCRIPTION
RXC717F	07-18 JK FRONT 2/4 DOOR 3.5"- 5.5"
RXC718R	07-18 JK REAR 2/4 DOOR 3.5"- 5.5"

EXTREME-DUTY MONOTUBE SHOCK

- Specifically calibrated and tested for each vehicle
- Monotube design provides excellent heat dissipation
- Large 46mm digressive piston for responsive control
- Won't chip or peel like chrome rods
- Rod bearing for long life
- Polyurethane bushings for durability
- Durable powder coated finish resists scratches
- Robotic welds for greater consistency and strength
- Built by Bilstein

LIFETIME
RUBICON EXPRESS
ADVANTAGE



PART#	DESCRIPTION	EXTENDED	COLLAPSED
RXJ503B	87-96 YJ 4" FRONT	29.1"	17.9"
RXJ507B	82-86 CJ 4" FRONT,	26.8"	16.4"
	87-96 YJ SOA REAR,		
RXJ508B	84-01 XJ 5" REAR	24.3"	14.9"
	82-86 CJ 4" REAR,		
RXJ511B	87-96 YJ 4" REAR,	32.7"	19.5"
	84-01 XJ 3" REAR		
RXJ603B	87-96 YJ SOA LOOP/LOOP	30.3"	18.3"
RXJ701B	84-01 XJ OR 97-06 TJ 5.5" FRONT	27.8"	17.2"
	97-06 TJ 4.5" FRONT,		
RXJ702B	84-01 XJ 3.5"-4.5" FRONT	24.8"	15.4"
RXJ703B	97-06 TJ 5.5" REAR	23.5"	14.9"
RXJ704B	97-06 TJ 2.0"-3.5" FRONT	23.8"	14.8"
RXJ711	97-06 TJ 2.0"-3.5" REAR	27.6"	16.3"
RXJ712	07-13 JK 4.5 -5.5" FRONT	28"	17.6"
RXJ713	07-13 JK 4.5 -5.5" REAR	24.1"	14.8"
RXJ714	07-13 JK 2.0"-3.5" FRONT	25"	15.3"
RXJ801B	07-13 JK 2.0"-3.5" REAR	26.8"	16.2"
RXJ802B	93-98 ZJ 3.5"-4.5" FRONT	26.1"	16.1"
	93-98 ZJ 3.5"-4.5" REAR		

MONOTUBE RESERVOIR SHOCK

The high pressure gas charged shocks come equipped with a remote reservoir for even greater fluid volume to ensure that the shock dampening remains consistent and fade free. Built by Bilstein.

LIFETIME
RUBICON EXPRESS
ADVANTAGE



PART#	DESCRIPTION	EXTENDED	COLLAPSED
RXJ715R	07-15 5.5" JK FRONT	29.00"	16.93"
RXJ716R	07-15 5.5" JK REAR	28.62"	16.95"

BLACK TWIN TUBE SHOCK

- 2" slim black painted body
- 1 3/8" banded piston
- 5/8" nitrocarbon rod
- Nitrogen charged
- Vehicle specific valve
- Black boot included
- Rubber bushings

LIFETIME
RUBICON EXPRESS
ADVANTAGE



PART#	DESCRIPTION	EXTENDED	COLLAPSED	CONFIG.
RXT2210B	87-95 YJ 2" REAR,	22.51"	13.82"	STEM/LOOP
	84-01 XJ 2" REAR			
RXT2220B	97-06 TJ 2" REAR	22.51"	13.82"	LOOP/LOOP
RXT2410B	74-86 CJ 4" FRONT/REAR,	24.51"	14.82"	LOOP/LOOP
	87-95 YJ 4" REAR,			
	84-01 XJ 3.5"-4.5" REAR			
RXT2420B	97-06 TJ 3.5"-4.5" REAR,	24.51"	14.82"	LOOP/LOOP
	07-14 JK 2.5"-3.5" REAR,			
RXT2421B	93-98 ZJ 2" REAR, 99-03 WJ 2"	24.49"	14.67"	STEM/LOOP
	97-06 TJ 2" FRONT,			
	84-01 XJ 2",			
	93-98 ZJ 2" FRONT,			
RXT2610B	99-03 WJ 2" FRONT,	26.51"	15.82"	LOOP/LOOP
	07-14 JK 2"-3.5" FRONT			
RXT2611B	87-95 YJ SOA REAR,	26.51"	15.82"	LOOP/LOOP
RXT2620B	84-01 XJ 4.5"-5.5" REAR	26.51"	15.82"	STEM/LOOP
	87-95 YJ 2.5" FRONT			
RXT2621B	97-06 TJ REAR 5.5" UP,	26.51"	15.82"	LOOP/LOOP
	93-98 ZJ 3.5"-4.5" REAR,			
RXT2622B	07-14 JK 4.5" REAR	26.51"	15.69"	STEM/LOOP
	97-06 TJ 3.5"-4.5" FRONT,			
RXT2810B	84-01 XJ 3.5"-5.5", 07-14 JK 4.5" REAR	28.51"	16.82"	LOOP/LOOP
	87-95 YJ SOA REAR			
RXT2811B	87-95 YJ 4.5" FRONT	28.49"	16.68"	STEM/LOOP
RXT3211B	87-95 YJ SOA FRONT	31.99"	18.42"	STEM/LOOP

BILLET RESERVOIR SHOCK CLAMP



PART#	DESCRIPTION
RE1030	BILLET RESERVOIR CLAMP 2" RESERVOIR TO 2" SHOCK BODY RED

STEERING STABILIZERS



NEW NFS (NEUTRAL FORCE STABILIZER) PERFORMANCE STEERING STABILIZER

- Less exposed shaft reduces chance for rock and road debris damage
- Compact lighter design packs high force and technology
- Internal metering rod to provide adjustability
- Negative spring technology returns wheel to center

PART#	DESCRIPTION
RXJ2002	JK FRONT NFS PERFORMANCE STEERING STABILIZER



NEW DUAL STEERING STABILIZER

- Fits 2007 To 2018 Wrangler, Rubicon and Unlimited
- Dual Steering Stabilizer Bracket Kit
- Featuring 2x RXJ2000B Monotube stabilizer shocks built by Bilstein
- Includes Grade 8 hardware
- Made in the USA

PART#	DESCRIPTION
RE1001M	DUAL MONOTUBE STEERING STABILIZER KIT WITH MONOTUBE SHOCKS
RE1001	DUAL MONOTUBE STEERING STABILIZER KIT



MONOTUBE STEERING STABILIZER

- Built by Bilstein
- Gas pressure monotube design
- Large 46MM digressive piston for precise steering damping
- Reduces steering vibration
- Robotic welded for durability
- Silver powder coat finish for lasting performance and good looks
- OE replacement

PART#	DESCRIPTION
RXJ2000B	JK FRONT MONOTUBE STEERING STABILIZER



TWIN TUBE STEERING STABILIZER

- 2" slim black painted body
- 1-3/8" banded piston
- 5/8" Nitro carbon rod
- Helps reduce wear and tear on all steering components and minimizes bump steer
- OE replacement

PART#	DESCRIPTION
RXT2000B-JK	JK WRANGLER TWIN TUBE STEERING STABILIZER
RXT2000B	TJ/LJ/XJ WRANGLER TWIN TUBE STEERING STABILIZER

BUMP STOPS



NEW

JK 2.0 HYDRAULIC AIR BUMP STOP

Hydraulic "air bumps" provide a huge increase in off-road performance by providing a smooth transition at full compression when compared to a harsh factory rubber bumpstop. The problem is that air bumps require custom fabrication for installation... until now. Rubicon Express has designed a bolt-on kit to add their 2.0-inch hydraulic bump stops to 07+ JK Jeep Wranglers.

Rubicon Express hydraulic bump stops are nitrogen charged, rebuildable, and use replaceable nylon strike pads that ensure quiet engagement on the street and the trail, allowing your Jeep to benefit from race technology without the need for costly fabrication. The Rubicon Express mounts allow for the air bumps to be positioned in different heights to accommodate various suspension kits and wheel travel requirements.

- Intended for the customer that uses his suspension
- Improved performance at high speed
- Bolt on design
- Designed for JK to maximize bottom out resistance while creating smooth engagement and return
- Absorbs additional impact energy over the OE bumpstop
- Returns the axle housing in a controlled manner

PART#	DESCRIPTION
RE1384	07-18 2/4 DOOR REAR BUMP STOPS
RE1382	07-18 2/4 DOOR FRONT BUMP STOPS

JK REAR BUMP STOP PAD



Rear JK bump pad. Used for JK lifts 2"-4.5"

PART#	DESCRIPTION
RE1387	BUMP STOP PAD REAR JK 2.0"-4.5"/PAIR

BUMP STOPS



Extended bump stops fit inside the front coil to provide 2" - 3" extra limitation for larger tires.

PART#	DESCRIPTION
RE1380	BUMP STOP LOWER FRONT TJ/LJ/JK/XJ/ZJ 2.0"/PAIR
RE1383	BUMP STOP LOWER FRONT TJ/LJ/XJ/ZJ 3.0"/PAIR

TJ BUMP STOPS



Extended bump stops for TJ Wranglers fit inside rear coil to provide 2" of extra limitation for larger tires.

PART#	DESCRIPTION
RE1385	BUMP STOP UPPER REAR TJ/LJ 2.0"/PAIR

YJ/XJ/TJ BUMP STOPS



The RE1395 are extended 1.5" factory style front bump stops. The RE1399 is a new unique design which replaces factory bump stops with an extended steel unit with a polyurethane pad.

PART#	DESCRIPTION
RE1399	BUMP STOP EXTENSION KIT YJ

PART#	DESCRIPTION
RE1395	BUMP STOP UPPER FRONT/REAR TJ 2.0"/PAIR
RE1396	BUMP STOP UPPER FRONT XJ 1"/PAIR

ZJ BUMP STOPS



Extended bump stops for ZJ Grand Cherokee fit inside rear coil to provide 2" of extra limitation for larger tires. Bump Stop extensions lower ZJ Grand Cherokee factory rear stops down 2" allowing use of larger tires without interference.

PART#	DESCRIPTION
RE1390	BUMP STOP REAR ZJ 2.0"/PAIR
RE1393	BUMP STOP REAR WJ 2.0"/PAIR

SHOCK ACCESSORIES

SHOCK ADAPTER BRACKET & EXTENSIONS



PART#	DESCRIPTION
RE2000	SHOCK ADAPTER BRACKET W/HARDWARE YJ, XJ, TJ AND ZJS
RE2001	SHOCK RELOCATOR LONG ARM FRONT JK/PAIR
RE2003	SHOCK EXTENSION FRONT JK/PAIR
RE2004	SHOCK EXTENSION REAR JK/PAIR

BOLT-ON YJ/TJ SHOCK RELOCATOR BRACKET



PART#	DESCRIPTION
RE2005	SHOCK RELOCATION BRACKET BOLT-ON REAR TJ/PAIR
RE2007	SHOCK RELOCATION BRACKET BOLT-ON REAR YJ/PAIR

SWAY BAR



NEW

JK HEAVY-DUTY SWAY BARS

The new JK HD Sway bar increases the rate of suspension for reduced body roll, cornering grip and bettering handling making for a safer ride on heavily equipped and lifted JK's.

PART#	DESCRIPTION
RE1700	07 - 18 JK REAR HD SWAY BAR
RE1701	07 - 18 JK FRONT HD SWAY BAR

SWAY BAR DISCONNECTS



EXTREME DUTY SWAY BAR DISCONNECTS

Rubicon Express Extreme-Duty™ Sway Bar Disconnects provide a fast and easy way to disconnect your front sway bar for increased front axle articulation. Now you can tackle challenging obstacles with greater flexibility.

PART#	DESCRIPTION
RE1130	EXTREME DUTY SWAY BAR DISCONNECTS TJ/LJ 0"-2.5", XJ/MJ 2"-3.5" ZJ 2"-4"
RE1131	EXTREME DUTY SWAY BAR DISCONNECTS TJ/LJ 2.5"-5.5", XJ/MJ/ZJ 4.5"-5.5"
RE1132	EXTREME DUTY SWAY BAR DISCONNECTS JK 2.5"-5.5"
RE1133	EXTREME DUTY SWAY BAR DISCONNECTS WJ 0-3.5" 99-04 WJ 0-3.5" LIFT
RE1134	EXTREME DUTY SWAY BAR DISCONNECTS YJ/CJ 0-6" 76-95 CJ5/CJ7/CJ8/YJ 0-6"

EXTENDED SWAY BAR END LINKS



The RE1145 and RE1175 extended front end links are a non disconnect style end link design for vehicles that spend the majority of the time on the road. Can be easily removed for improved off-road flex. The RE1150, RE1155 and RE1156 extended rear end links are direct replacements for the stock units and will accommodate 3.5" to 7" of lift.

PART#	DESCRIPTION
RE1145	SWAY BAR END LINKS FRONT TJ 3.5", 9.5" LONG*
RE1150	SWAY BAR END LINKS REAR ZJ 3.5"+, 6" LONG*
RE1155	SWAY BAR END LINKS REAR TJ 3.5"-4.5", 9.5" LONG*
RE1156	SWAY BAR END LINKS REAR TJ 5.5"+, 11.5" LONG*
RE1157	SWAY BAR END LINKS REAR JK 3.5"-4.5", 11.5" LONG
RE1158	SWAY BAR END LINKS REAR JK 2"-2.5", 9.5" LONG
RE1175	SWAY BAR END LINKS FRONT XJ/ZJ 3.5", 6" LONG*

*TJ, XJ & ZJ must use Sway Bar Link Adapter Brackets

SWAY BAR LINK ADAPTER BRACKET



The Sway Bar Link Adapter Bracket kit includes mounting hardware to allow installation of Rubicon sway bar disconnects or any other straight end link with dual shock eye style bushings to the factory Jeep TJ, XJ or ZJ front sway bar. Includes offset lower mount for proper alignment.

PART#	DESCRIPTION
RE1171	SWAY BAR LINK ADAPTERS XJ/ZJ PRE-96
RE1172	SWAY BAR LINK ADAPTERS TJ/ZJ 96+

XJ SWAY BAR RELOCATION BRACKETS



These brackets are designed to move your XJ sway bar forward and down to increase spring clearance.

PART#	DESCRIPTION
RE9921	SWAY BAR RELOCATION BRACKETS XJ/ PAIR

SKID PLATES

Rubicon Express has everything you need to protect the vulnerable undercarriage of your 07+Jeep Wrangler JK from front to back, with skid plates for your engine oil pan, transfer case, and fuel tank. All of the skidplates are CNC laser cut from 3/16-inch steel to withstand even the worse abuse and mount up tight to the drivetrain to maximize ground clearance. The modular protection system allows you to add skidplates as your needs and budget allow without any concerns about compatibility.

- Protects JK undercarriage
- High, tight mounting methods to provide protection while not affecting clearance
- 3/16 steel construction for ultimate protection
- Direct bolt on
- No cutting or modification to existing components. Uses existing hardware/fasteners
- Designed to reduce obstacle hang ups and improve slide over terrain
- Fits 2007+ JK Wrangler, Rubicon and Unlimited 2 and 4-door models
- Precision CNC laser cut and formed for an unrivaled fit and finish
- Premium powdercoat finish for maximum corrosion resistance
- Designed to work with stock and all Rubicon Express suspension systems



PART#	DESCRIPTION
REA1010	SKID PLATES 07 - 11 2/4 DOOR OIL PAN
REA1011	SKID PLATES 12 - 18 2/4 DOOR OIL PAN
REA1012	SKID PLATES 07 - 11 TRANSMISSION - 2/4 DOOR
REA1013	SKID PLATES 12 - 18 AUTOMATIC TRANSMISSION - 2/4 DOOR
REA1014	SKID PLATES 07 - 18 TRANSFER CASE - 2/4 DOOR
REA1015	SKID PLATES 07 - 18 FUEL TANK 2-DOOR
REA1016	SKID PLATES 07 - 18 FUEL TANK 4-DOOR
REA1017	SKID PLATES 07 - 11 EVAP - 2/4 DOOR
REA1018	SKID PLATES 07 - 11 MANUAL TRANS - 2/4 DOOR
REA1019	SKID PLATES 12 - 18 MANUAL TRANS - 2/4 DOOR

WINCH ACCESSORIES



BILLET FAIRLEAD



Rubicon Express' Billet Fairlead is designed for winches using nylon rope. Our fairlead prevents the binding that occurs in the rollers of a standard fairlead. It protects the expensive rope, makes your winch work more efficiently, and reduces weight.

PART#	DESCRIPTION
RE1025	RUBICON BILLET WINCH FAIRLEAD

COIL SPRINGS & SPACERS



NEW JK PROGRESSIVE COILS

Progressive coils have a longer extended length vs linear maximizing droop travel. The progressive spring rate also results in a smooth ride over small bumps with enough spring rate to prevent harsh bottoming during full compression.

PART#	DESCRIPTION
RE1370P	COIL SPRINGS FRONT JK 2.5" 4DR/ JK 3.5" 2DR/PAIR
RE1371P	COIL SPRINGS FRONT JK 3.5" 4DR/ JK 4.5" 2DR/PAIR

PART#	DESCRIPTION
RE1375P	COIL SPRINGS REAR JK 2.5" 4DR/ JK 3.5" 2DR/PAIR
RE1376P	COIL SPRINGS REAR JK 3.5" 4DR/ JK 4.5" 2DR/PAIR

JK LINEAR COIL SPRINGS



Our JK coils are engineered specifically for 2 and 4 door applications to provide the best in ride quality without sacrificing durability and load capacity. All coils are powder coated silver. Our coils are made with the most advanced processes in the industry. Every coil is tested and checked for compliance to our rigid standard.

PART#	DESCRIPTION
RE1369	COIL SPRINGS FRONT JK 2.5" 2DR/PAIR
RE1370	COIL SPRINGS FRONT JK 2.5" 4DR/ JK 3.5" 2DR/PAIR
RE1371	COIL SPRINGS FRONT JK 3.5" 4DR/ JK 4.5" 2DR/PAIR
RE1372	COIL SPRINGS FRONT JK 4.5" 4DR/ JK 5.5" 2DR/PAIR
RE1373	COIL SPRINGS FRONT JK 5.5" 4DR/PAIR
RE1374	COIL SPRINGS REAR JK 2.5" 2DR/PAIR
RE1375	COIL SPRINGS REAR JK 2.5" 4DR/ JK 3.5" 2DR/PAIR
RE1376	COIL SPRINGS REAR JK 3.5" 4DR/ JK 4.5" 2DR/PAIR
RE1377	COIL SPRINGS REAR JK 4.5" 4DR/ JK 5.5" 2DR/PAIR
RE1378	COIL SPRINGS REAR JK 5.5" 4DR/PAIR
RE1368	5.5" JK V8 SWAP COILS FRONT/PAIR
RE1379	5.5" JK V8 SWAP COILS REAR/PAIR

TJ/XJ/ZJ COIL SPRINGS



Our coils are designed to provide the best in ride quality without sacrificing durability and load capacity. All coils are powder coated silver. Our coils are made with the most advanced processes in the industry. Every coil is tested and checked for compliance to our rigid spec.

PART#	DESCRIPTION
RE1352	TJ COIL SPRINGS FRONT 5.5"/PAIR
RE1353	TJ COIL SPRINGS REAR 5.5"/PAIR
RE1358	TJ/XJ COIL SPRINGS FRONT 7.5"/PAIR
RE1312	TJ COIL SPRINGS FRONT 2.5"/PAIR
RE1314	TJ COIL SPRINGS REAR 2.5"/PAIR (PROGRESSIVE COIL)
RE1359	TJ COIL SPRINGS REAR 7.5"/PAIR
RE1355	TJ COIL SPRINGS FRONT 4.5"/PAIR
RE1360	TJ COIL SPRINGS REAR 4.5"/PAIR
RE1363	TJ COIL SPRINGS FRONT 3.5"/PAIR
RE1365	TJ COIL SPRINGS REAR 3.5"/PAIR
RE1300	XJ COIL SPRINGS FRONT 3.5"/PAIR
RE1310	XJ COIL SPRINGS FRONT 4.5"/PAIR
RE1341	ZJ COIL SPRINGS FRONT 3.5"/PAIR
RE1343	ZJ COIL SPRINGS REAR 3.5"/PAIR
RE1345	XJ/ZJ COIL SPRINGS FRONT XJ 5.5"/ ZJ 4.5"/PAIR
RE1350	ZJ COIL SPRINGS REAR 4.5"/PAIR

JK COIL SPRING SPACERS



Specifically engineered for JK Wranglers, Rubicon coil spring spacers are an easy way to gain tire clearance and increase the height of your Jeep. These coil spacers do not compromise the factory coil performance and are a perfect way to compensate for added weight.

PART#	DESCRIPTION
RE1320	COIL SPRING SPACER FRONT JK .75"/PAIR
RE1321	COIL SPRING SPACER REAR JK .75"/PAIR
RE1324	COIL SPRING SPACER FRONT JK 2.5"/PAIR
RE1325	COIL SPRING SPACER FRONT JK 1.75"/PAIR
RE1326	COIL SPRING SPACER REAR JK 1.75"/PAIR

COIL SPRINGS SPACERS & ISOLATORS



Coil spring spacers are a great way to add a little extra lift to any coil spring. Easy to install and do not compromise coil performance in any way. Spacers cannot come out of place while off-roading. They are also a perfect way to compensate for extra weight.

PART#	DESCRIPTION
RE1333	COIL SPRING SPACER FRONT/REAR .75" /PAIR
RE1334	COIL SPRING SPACER FRONT/REAR 1.75" /PAIR
RE1335	COIL SPRING SPACER FRONT WJ 2.0" /PAIR
RE1336	COIL SPRING SPACER REAR WJ 2.0" /PAIR
RE1340	COIL SPRING ISOLATOR TJ/LJ/XJ/ZJ /PAIR

LEAF SPRINGS

RUBICON EXPRESS LEAF SPRINGS... A CUT ABOVE

What makes Rubicon Extreme-Duty leaf springs better than many other springs on the market? Our springs are made with the highest-grade steel available in the industry. We use bolt style clamps (Fig.1) to hold the packs together that maximizes flex instead of inexpensive fold-over style clamps that bind. Each leaf is diamond cut (Fig.2) to reduce the friction area between the stacked leaves, then tapered providing softer initial compression and optimum ride quality.

A Teflon pad is then installed between each layer to again, reduce friction and minimize noise.



ADD-A-LEAFS



An affordable way to lift the rear of an XJ without creating more axle wrap. Ride quality is still very good. Sold as a pair.

PART#	DESCRIPTION
RE1400	ADD-A-LEAF YJ STOCK SPRING/PAIR
RE1410	ADD-A-LEAF XJ 2.5"/PAIR
RE1415	ADD-A-LEAF XJ 2.0"/PAIR

EXTREME-DUTY SPRING-OVER SPRINGS



These springs are designed for spring-over applications. Unique reverse eye allows more positive arch than traditional style, resulting in a better ride and longer life due to the fact that the spring does not need to go into a negative arch to compress. Heavy-duty design minimizes axle wrap yet allows incredible wheel travel. Overall load capacity is increased over stock. Can be used front or rear. When used in a spring-over configuration yields a 7" lift. When mounted in a stock configuration, 1.5" of lift is achieved. This is absolutely the best spring we have ever used for a spring-over! Sold individually.

PART#	DESCRIPTION
RE1444	LEAF SPRING EXTREME-DUTY FRONT 5-LEAF YJ 1.5" SOA
RE1445	LEAF SPRING EXTREME-DUTY FRONT/REAR 6-LEAF YJ 1.5" SOA

EXTREME-DUTY AND STANDARD YJ LEAF SPRINGS



YJ leaf springs are offered both in the Rubicon Extreme-Duty series and Standard series. Extreme-Duty leaf springs offer higher quality alloy steel while delivering better flexibility and longevity. Both styles of leaf springs offer Military wrap spring eyes, diamond cut leaves, bolt-on spring clamps, anti-friction sliders, top grade US steel, and the best quality control in the industry. Sold individually.

PART#	DESCRIPTION
RE1425	LEAF SPRING STANDARD FRONT/REAR 5-LEAF YJ 4.0"
RE1430	LEAF SPRING STANDARD FRONT/REAR 5-LEAF YJ 2.5"
RE1454	LEAF SPRING EXTREME-DUTY FRONT YJ 4.5"
RE1455	LEAF SPRING EXTREME-DUTY REAR YJ 4.5"

EXTREME-DUTY CJ LEAF SPRINGS



These springs are 2.5" wide and requires the use of RE2785 conversion shackles and RE2050 spring plates. Extreme-Duty leaf springs are the best springs money can buy. We have carefully developed a leaf spring that you can count on to provide maximum articulation, smooth ride, increased load capacity for all the gear, durability and structural integrity to handle the extra torque from larger tires and lower gears. Some of the features include: military wrap spring eyes, diamond cut leaves, bolt-on spring clamps, anti-friction sliders, top grade US steel, and the best quality control in the industry. Sold individually.

PART#	DESCRIPTION
RE1450	LEAF SPRING EXTREME-DUTY FRONT CJ 4.5"
RE1451	LEAF SPRING EXTREME-DUTY REAR CJ 4.5"

EXTREME-DUTY XJ REAR LEAF SPRINGS



Rubicon Cherokee spring packs feature all the qualities that make our Extreme-Duty springs so great, plus rubber bushings for less noise transmission or squeaking. These springs have been proven by many years of hard use and are very popular in the JeepSpeed race series. Sold individually. NOTE: RE2705 must be used with the RE1461 Leaf Springs.

PART#	DESCRIPTION
RE1461	LEAF SPRING W/BUSHING HD EXTREME-DUTY REAR XJ 5.5"
RE1462	LEAF SPRING W/BUSHING EXTREME-DUTY REAR XJ 4.5"
RE1463	LEAF SPRING W/BUSHING EXTREME-DUTY REAR XJ 3.5"

SPRING ACCESSORIES

REAR LIFT BLOCKS/U-BOLTS



Blocks are an easy way to add height to a vehicle without increasing spring rates. Only use on rear axles with vehicles using a spring-over axle design. U-bolt kits include four u-bolts and nuts and are available in various diameters & lengths.

PART#	DESCRIPTION
RE1210	BLOCK & U-BOLT KIT XJ 1.5" D35
RE1215	BLOCK & U-BOLT KIT XJ 1.5" C8.25
RE1260	LIFT BLOCK 1.5" TAPER/PAIR
RE1270	LIFT BLOCK 2.0" TAPER/PAIR

GREASABLE MAIN EYE BUSHINGS



These 1-1/2" main eye bushings will replace your tired Clevite bushings and have a greaseable bolt to lubricate your bushings without removal.

PART#	DESCRIPTION
RE2790	BUSHING KIT GREASEABLE FOR 1.5" ID MAIN EYE

YJ/CJ/XJ U-BOLTS



All U Bolt kits contain 4 bolts w/nuts and washers and are zinc plated for corrosion resistance.

PART#	DESCRIPTION
RE1220	U-BOLT KIT 2.75" X 9" X 1/2" D35
RE1225	U-BOLT KIT 3.00" X 9" X 1/2" C8.25
RE1230	U-BOLT KIT 3.25" X 8" X 9/16"
RE2420	U-BOLT KIT FRONT YJ D30
RE2421	U-BOLT KIT REAR YJ/XJ D35
RE2435	U-BOLT KIT FRONT CJ D30
RE2440	U-BOLT KIT REAR CJ D20
RE2445	U-BOLT KIT REAR CJ, XJ D44


REPLACEMENT XJ LEAF SPRING BUSHINGS



Replacement bushings for Rubicon Express Extreme-Duty XJ leaf springs

PART#	DESCRIPTION
RE1495	LEAF SPRING BUSHING SET FOR RE1461 / RE1462 / RE1463 / 2 SPRINGS

SPRING BUSHING KIT 1.25" & 1.5"




Polyurethane spring bushing kits for one (1) and four (4) leaf springs. Use only on springs with 1.5" ID main eye bushings and 1.25" ID shackle bushings. Includes sleeves.

PART#	DESCRIPTION
RE1490	LEAF SPRING BUSHING KIT 1.5" ID MAIN EYE/ 1.25" ID SHACKLE/ 4 SPRINGS
RE1492	LEAF SPRING BUSHING KIT 1.5" ID MAIN EYE/ 1.5" ID SHACKLE/ 4 SPRINGS
RE1491	LEAF SPRING BUSHING KIT 1.5" ID MAIN EYE/ 1.25" ID SHACKLE/ 1 SPRING
RE1493	LEAF SPRING BUSHING KIT 1.5" ID MAIN EYE/ 1.5" ID SHACKLE/ 1 SPRING

SPRING ACCESSORIES

STEEL DEGREE SHIMS



We make the 2.5°, 4°, 6° and 8° shims from solid steel for maximum durability. Designed to handle the rigors of trail use, these shims actually become part of the spring pack. Many other shims on the market float between the spring pack and the spring perch reducing the engagement of the center pin. Our design will not come loose or fall out. Can be used front or rear to set pinion angles. 2.5" wide springs only. Center pins sold separately.

PART#	DESCRIPTION
RE1464	DEGREE SHIM 2.5" WIDE X 2.5 DEGREE STEEL
RE1465	DEGREE SHIM 2.5" WIDE X 2 DEGREE ALUMINUM
RE1466	DEGREE SHIM 2.5" WIDE X 4 DEGREE ALUMINUM
RE1468/	DEGREE SHIM 2.5" WIDE X 6 DEGREE STEEL
RE1469	DEGREE SHIM 2.5" WIDE X 8 DEGREE STEEL

SPRING CLAMP CLIP



Spring clamps for 2.5" wide springs. Often used on XJ Cherokees and many other vehicles after installing full length add-a-leaves. (Sold as a pair per 1 spring pack).

PART#	DESCRIPTION
RE1480	SPRING CLAMP CLIP 2.5" WIDE/PAIR

SPRING PLATE 2.5" UNIVERSAL



The RE2050 U-bolt skid plate for 2.5" springs. Will work front or rear on axles up to 3.25" in diameter. U-bolt sizes up to 9/16". Has built in threaded mounts and hardware for shock mounts or sway bar end links. Sold individually.



The RE2055 Spring plates are perfect for a CJ or YJ SOA. Made out of 3/8" thick material with three center pin holes for universal fitment. Will fit U-Bolts 1/2"X2.75" ID to 9/16"X3.25" ID. These are raw steel, no paint or powder coat.

PART#	DESCRIPTION
RE2050	SPRING PLATE UNIVERSAL 2.5" WIDE/ SINGLE
RE2051	SWAY BAR/ SHOCK MOUNT STUD KIT/SINGLE
RE2055	SPRING PLATE SOA CJ/MJ/XJ/YJ/ SINGLE

LEAF SPRING CENTER PINS



Choose the pin diameter for your application. Pin length is longer than needed and will need be cut down after installation. Sold as pairs.

PART#	DESCRIPTION
RE1482	LEAF SPRING CENTER PINS 5/16"/PAIR
RE1483	LEAF SPRING CENTER PINS 3/8"/PAIR (USED IN RUBICON EXPRESS SPRINGS)
RE1484	

SHACKLES

YJ & CJ GREASABLE SHACKLES



All of our greasable shackles for YJ & CJ feature laser cut 1/4" side plates, black polyurethane bushings, greasable bolts, clear zinc plating and include a cross bar in the front application for extra stability. The 4" YJ shackles will fit front and rear of your YJ while the 5" feature straight shackles for the front and greasable Boomerang shackles for the rear. The CJ shackles are for use with stock style CJ springs. Sold as pairs.

PART#	DESCRIPTION
RE2755	SHACKLE FRONT/REAR GREASEABLE 4" YJ/PAIR
RE2766	SHACKLE FRONT GREASEABLE 5" YJ/PAIR
RE2775	SHACKLE REAR BOOMERANG GREASEABLE 5" YJ/PAIR
RE2781	SHACKLE FRONT GREASEABLE 4.5" CJ/PAIR
RE2782	SHACKLE REAR GREASEABLE 4.5" CJ/PAIR


XJ BOOMERANG SHACKLES



6-inch, greaseable boomerang shackles for Jeep XJ. These stout units will give XJ owners more clearance away from the unibody, under rear spring compression, enabling the vehicle to run longer springs without the risk of damage. Our boomerang shackles are Jeep Speed race legal, feature zerk fittings for easy maintenance, urethane bushings, laser cut 3/16th steel plate, mig-welded seams for superior strength, and finished in a durable black powder coat. Sold as pairs.

PART#	DESCRIPTION
RE2705	SHACKLE REAR BOOMERANG GREASEABLE 6" XJ/PAIR


CJ 5" FRONT & REAR SHACKLE CONVERSION



These shackles are designed to allow the mounting of softer, more flexible 2-1/2" wide Wrangler style springs with 1-1/2" spring eyes to your CJ. Our greasable shackles feature laser cut 1/4" side plates, black polyurethane bushings, greasable bolts and silver plating. Front shackles include cross bar for extra stability. Sold as pairs.

PART#	DESCRIPTION
RE2785	SHACKLE CONVERSION KIT FRONT 2.5" WIDE CJ/PAIR
RE2786	SHACKLE CONVERSION KIT REAR 2.5" WIDE CJ/PAIR

YJ SHACKLE REVERSE KIT



This YJ shackle reverse kit improves your vehicle's handling by allowing the front wheels to move back and up as the suspension compresses. The kit installs easily with little drilling and no welding. Front driveshaft modification may be required. Provides 1" of lift.

PART#	DESCRIPTION
RE2800	SHACKLE REVERSE KIT FRONT 1.0" YJ BOX 1 OF 2
RE2802	SHACKLE REVERSE KIT FRONT CROSS TUBE YJ BOX 2 OF 2

XJ REAR SHACKLES



5-Inch, greaseable XJ Shackle. A must for maximizing wheel travel on aftermarket spring packs. Black powder coat and clearance for bumper bolts. Sold as pairs.

PART#	DESCRIPTION
RE2700	SHACKLE REAR GREASEABLE 5" XJ/ PAIR

TRACK BARS

NEW EXTREME DUTY JK FORGED TRACK BAR



The new Rubicon Express JK Wrangler front forged track bar features a heat treated steel construction designed to eliminate deflection caused by oversized tires or extreme side load. It features an adjustable sleeved collar which allows for precise axle alignment while still on the vehicle preventing the need to disassemble the suspension as well as OE style bushings.

PART#	DESCRIPTION
RE1683	JK FRONT FORGED TRACK BAR 0-6"

JK FRONT TRACK BARS



Replaces stock track bar on JK 2 doors and 4 doors with 3.5 and up lift heights. The track bar is designed specifically for the JK to give maximum clearance between steering components and re-center the front axle after installation of lift, it is adjustable in length. Made from 1 3/8 X 3/16 " wall. 4130 Chromoly and our smaller Super-Flex joint on one end for maximum articulation. 1/2" Hardware Included.

PART#	DESCRIPTION
RE1673	TRAC BAR ADJUSTABLE FRONT JK 2-3.5"
RE1680	TRACK BAR ADJUSTABLE EXTREME-DUTY FRONT JK 3.5"+ (MUST BE USED WITH RE1675)
RE1682	TRACK BAR ADJUSTABLE FRONT JK D60 3.5"+

EXTREME-DUTY TJ ADJUSTABLE FRONT TRACK BAR



Replaces the stock track bar on '97-'06 TJ's and LJ's with 4.5"-7.5" of lift height. The track bar is designed to center the front axle after installation of a lift. It is adjustable in length. Made from 1 3/8 X 3/16 " wall. 4130 Chromoly and our smaller Super-Flex joint on one end for maximum articulation. 1/2" Hardware Included. Note: Must be used with RE1611 bracket

PART#	DESCRIPTION
RE1610	TRACK BAR ADJUSTABLE EXTREME-DUTY FRONT TJ/LJ 4.5"-7.5"

JK REAR TRACK BAR



Replaces the stock rear track bar on 2 and 4 door Jeep Wrangler JK's with lift heights of 3.5-inches or more. The rear track bar is adjustable in length and designed with a double bend specifically for the JK to give maximum clearance between suspension components. This allows precise centering of the rear axle after installation of a suspension lift. The RE1690 is made from 1 3/8 X 3/16" wall 4130 chromoly. It is designed to clear many after-market axle housings including the Dana 44,60 and Ford 9.

PART#	DESCRIPTION
RE1690	TRACK BAR ADJUSTABLE REAR JK

TJ ADJUSTABLE REAR TRACK BAR



To allow precise axle alignment on lifted vehicles use this bar. Will work on lifts from 3.5" + lifts with RE1602 Bracket.

PART#	DESCRIPTION
RE1620	TRACK BAR ADJUSTABLE REAR TJ/LJ 3.5"+

XJ/MJ/ZJ/TJ ADJUSTABLE FRONT TRACK BAR



Correct alignment and handling problems on lifted vehicles with our adjustable chromoly track bar. Easy installation works on vehicles with 3.5"-4.5" of lift. Allows for more wheel travel than the stock unit and features a replaceable end for easier future maintenance.

PART#	DESCRIPTION
RE1600	TRACK BAR ADJUSTABLE FRONT TJ/LJ/XJ/MJ/ZJ 3.5"-4.5"

EXTREME-DUTY XJ/ZJ ADJUSTABLE FRONT TRACK BAR



Replaces the stock track bar on XJ and ZJ Cherokees with 4.5" - 6.5" of lift height. The track bar is designed to center the front axle after installation of a lift. It is adjustable in length, made from 1 3/8 X 3/16" wall 4130 chromoly and our smaller Super-Flex joint on one end for max articulation. 1/2" hardware included. NOTE: Must be used with RE1665 Bracket

PART#	DESCRIPTION
RE1660	TRACK BAR ADJUSTABLE EXTREME-DUTY FRONT XJ/ZJ 4.5"-6.5"

TRACK BARS

ZJLA ADJUSTABLE REAR TRACK BAR



Allows precise rear axle alignment on lifted ZJs. Recommended for vehicles with 4"-6" of lift, when using RE1604 bracket.

PART#	DESCRIPTION
RE1650	TRACK BAR ADJUSTABLE REAR ZJ W/LA 4.0"-6.0"

XJ TRACK BAR BRACKET BRACE



Designed to be used with the XJ drop track bar bracket (RE1665) this brace will increase the rigidity of the driver's side unibody frame commonly prone to cracking. This brace connects from the track bar drop bracket to the passenger side frame rail and is 100% bolt on.

PART#	DESCRIPTION
RE1670	TRACK BAR BRACKET BRACE XJ

TJ REAR TRACK BAR BRACKETS



The RE1602 bracket is a must for lifted TJ Wranglers using a CV rear driveshaft. Special angled design allows bind free action of track bar when rear pinion is angled up for using a CV rear driveshaft. Works with lifts from 3"-5.5".

The RE1603 bracket allows for proper rear axle alignment on lifted vehicles. Use on lifts from 3"-4.5". For lifts without a CV rear driveshaft.

PART#	DESCRIPTION
RE1602	TRACK BAR BRACKET REAR TJ W/CV DRIVESHAFT 3.0"-5.5"
RE1603	TRACK BAR BRACKET REAR TJ 3.0"-4.5"

TJ FRONT TRACK BAR DROP BRACKET



Extra HD front track bar bracket for TJ Wrangler. Required drop bracket for installation of RE1610.

PART#	DESCRIPTION
RE1611	TRACK BAR BRACKET FRONT TJ/LJ 4.5"-7.5"

XJ/ZJ TRACK BAR DROP BRACKET



Extra HD front track bar bracket for Cherokee and Grand Cherokee. Required drop bracket for installation of RE1660.

PART#	DESCRIPTION
RE1665	TRACK BAR BRACKET FRONT XJ/ZJ 4.5"-7.5"

ZJ REAR TRACK BAR BRACKET



Rear track bar relocation bracket for Grand Cherokees. Bracket allows for proper rear axle alignment on lifted vehicles. Use on lifts from 3"-4.5".

PART#	DESCRIPTION
RE1604	TRACK BAR BRACKET REAR ZJ 3.0"-4.5"

YJ FRONT TRACK BAR BRACKET



Front track bar relocation bracket for YJ Wranglers. For use on lifts over 2.5" and when drop pitman arm is used.

PART#	DESCRIPTION
RE1630	TRACK BAR BRACKET FRONT YJ 2.5"+

TRACK BAR HARDWARE KITS



PART#	DESCRIPTION
RE1684	HARDWARE KIT FOR RE1600
RE1685	TRACK BAR BUSHING KIT FRONT, 10MM
RE1686	TRACK BAR BUSHING KIT REAR, 12MM
RE1687	TRACK BAR BUSHING KIT FRONT 1/2"
RE1688	TRACK BAR BUSHING KIT FRONT JK, 14MM / 9/16"
KMX-L12	3/4"-16 LH LOW CARBON ROD END

JK TRACK BAR BRACKETS



Front and rear track bar relocation brackets for JK Wranglers. For use on lifts 2.5"-5.5".

*Use rear track bar brackets RE1606 and RE1607 for 5.5" and above.

PART#	DESCRIPTION
RE1606	TRACK BAR BRACKET REAR 2.5"-3.5"
RE1607	TRACK BAR BRACKET REAR 3.5"-4.5"
RE1675	TRACK BAR BRACKET FRONT 4.5"-5.5" (MUST BE USED W/ RE1680)

DRIVESHAFTS

NEW 07-18 JK DRIVESHAFTS & ADAPTERS



2012-UP 4 DOOR AUTOMATIC TRANS W/ 3.5" UP LIFT

PART#	DESCRIPTION
JK1801	KIT 1
RE1805	TRANSFER CASE ADAPTER FLANGE REAR JK
RE1810	TRANSFER CASE YOKE 1310 SERIES FRONT JK
RE1883-385	DRIVESHAFT CVO 1310 STYLE FRONT JK 38.5", 2012+ W/ AUTO. TRANS
RE1887-430	DRIVESHAFT CVF 1310 STYLE REAR JK 4DR 43.0"

Prevent driveline vibration after you lift your Jeep JK with our Dana Spicer 1310 CV style JK driveshafts. Designed to replace the factory shafts and to be ran with our replacement yoke and flange for the transfer case. Built for daily driving and the demands of off roading. Driveshaft lengths are for factory gasoline motors. NOTE: When installing a SYE and CV driveshaft, rear upper control arms are needed to adjust the proper pinion angle. *RE1883 Driveshafts require RE1810 yolk. RE1887 Driveshafts require RE1805 flange.



2012- UP 4 DOOR MANUAL TRANS W/ 3.5" UP LIFT: 2007-2011 4 DOOR MANUAL OR AUTO TRANS W/ 3.5" UP LIFT

PART#	DESCRIPTION
JK1802	KIT 2
RE1805	TRANSFER CASE ADAPTER FLANGE REAR JK
RE1810	TRANSFER CASE YOKE 1310 SERIES FRONT JK
RE1883-365	DRIVESHAFT CVO 1310 STYLE FRONT JK 36.5" 07-11 AUTO/07-16 MANUAL
RE1887-430	DRIVESHAFT CVF 1310 STYLE REAR JK 4DR 43.0"



2012-UP 2 DOOR MANUAL TRANS W/ 3.5" UP LIFT: 2007-2011 2 DOOR MANUAL OR AUTO TRANS W/ 3.5" UP LIFT

PART#	DESCRIPTION
JK1803	KIT 3
RE1805	TRANSFER CASE ADAPTER FLANGE REAR JK
RE1810	TRANSFER CASE YOKE 1310 SERIES FRONT JK
RE1883-365	DRIVESHAFT CVO 1310 STYLE FRONT JK 36.5" 07-11 AUTO/07-16 MANUAL
RE1887-240	DRIVESHAFT CVF 1310 STYLE REAR JK 2DR 24.0"



2012-UP 2 DOOR AUTO TRANS W/ 3.5" UP LIFT

PART#	DESCRIPTION
JK1804	KIT 4
RE1805	TRANSFER CASE ADAPTER FLANGE REAR JK
RE1810	TRANSFER CASE YOKE 1310 SERIES FRONT JK
RE1883-385	DRIVESHAFT CVO 1310 STYLE FRONT JK 36.5" 07-11 AUTO/07-16 MANUAL
RE1887-240	DRIVESHAFT CVF 1310 STYLE REAR JK 2DR 24.0"

DRIVESHAFTS

CVO DRIVESHAFT



Spicer driveshafts and components are as good as they get. This driveshaft is compatible with the heavy duty slip yoke eliminator kit, Atlas transfer cases and any other 1310 series CV yoke. Measurements are taken center to center on the u-joint with the slip stub at the center of its travel. Measure your vehicle on the ground in the running position to get correct length.

PART#	DESCRIPTION
RE1860-155	DRIVESHAFT CVO FOR RE1811 SYE 15.5"
RE1860-165	DRIVESHAFT CVO FOR RE1811 SYE 16.5"
RE1860-175	DRIVESHAFT CVO FOR RE1811 SYE 17.5"
RE1860-185	DRIVESHAFT CVO FOR RE1811 SYE 18.5"
RE1860-195	DRIVESHAFT CVO FOR RE1811 SYE 19.5"
RE1860-205	DRIVESHAFT CVO FOR RE1811 SYE 20.5"
RE1860-215	DRIVESHAFT CVO FOR RE1811 SYE 21.5"
RE1860-225	DRIVESHAFT CVO FOR RE1811 SYE 22.5"
RE1860-245	DRIVESHAFT CVO FOR RE1811 SYE 24.5"
RE1860-255	DRIVESHAFT CVO FOR RE1811 SYE 25.5"
RE1860-265	DRIVESHAFT CVO FOR RE1811 SYE 26.5"
RE1860-325	DRIVESHAFT CVO FOR RE1811 SYE 32.5"
RE1860-335	DRIVESHAFT CVO FOR RE1811 SYE 33.5"
RE1860-345	DRIVESHAFT CVO FOR RE1811 SYE 34.5"
RE1860-355	DRIVESHAFT CVO FOR RE1811 SYE 35.5"
RE1860-365	DRIVESHAFT CVO FOR RE1811 SYE 36.5"
RE1860-375	DRIVESHAFT CVO FOR RE1811 SYE 37.5"
RE1860-385	DRIVESHAFT CVO FOR RE1811 SYE 38.5"
RE1883-365	DRIVESHAFT CVO 1310 STYLE FRONT JK 36.5"
RE1883-385	DRIVESHAFT CVO 1310 STYLE FRONT JK 38.5"

CVF DRIVESHAFT



The CVF driveshaft is compatible with the RE1807, RE1801 slip yoke eliminator kits, and Currie Enterprises tail shaft conversion kits. Measurements are taken from flange face to center of the rear u-joint with the slip stub at the center of its travel. Measure your vehicle on the ground in the running position to get correct length. NOTE: When installing a SYE and CV driveshaft, rear upper control arms or shims are needed to adjust the proper pinion angle.

PART#	DESCRIPTION
RE1898-155	DRIVESHAFT CVF FOR RE1801/RE1807 SYE 15.5"
RE1898-165	DRIVESHAFT CVF FOR RE1801/RE1807 SYE 16.5"
RE1898-175	DRIVESHAFT CVF FOR RE1801/RE1807 SYE 17.5"
RE1898-185	DRIVESHAFT CVF FOR RE1801/RE1807 SYE 18.5"
RE1898-195	DRIVESHAFT CVF FOR RE1801/RE1807 SYE 19.5"
RE1898-205	DRIVESHAFT CVF FOR RE1801/RE1807 SYE 20.5"
RE1898-215	DRIVESHAFT CVF FOR RE1801/RE1807 SYE 21.5"
RE1898-225	DRIVESHAFT CVF FOR RE1801/RE1807 SYE 22.5"
RE1898-235	DRIVESHAFT CVF FOR RE1801/RE1807 SYE 23.5"
RE1898-245	DRIVESHAFT CVF FOR RE1801/RE1807 SYE 24.5"
RE1898-255	DRIVESHAFT CVF FOR RE1801/RE1807 SYE 25.5"
RE1898-265	DRIVESHAFT CVF FOR RE1801/RE1807 SYE 26.5"
RE1898-325	DRIVESHAFT CVF FOR RE1801/RE1807 SYE 32.5"
RE1898-335	DRIVESHAFT CVF FOR RE1801/RE1807 SYE 33.5"
RE1898-345	DRIVESHAFT CVF FOR RE1801/RE1807 SYE 34.5"
RE1898-355	DRIVESHAFT CVF FOR RE1801/RE1807 SYE 35.5"
RE1898-365	DRIVESHAFT CVF FOR RE1801/RE1807 SYE 36.5"
RE1898-375	DRIVESHAFT CVF FOR RE1801/RE1807 SYE 37.5"

HOW TO IDENTIFY THE RIGHT DRIVESHAFT FOR YOU (NON JK)

When lifting your Jeep 3.5" and over we recommend using a SYE and CV style driveshaft. We have two different styles of CV driveshafts depending on the SYE you choose. The RE1860 driveshafts have an open yoke and are referred to as a CVO driveshaft that will work with our HD SYE kit(RE1811).The RE1898 driveshaft uses a flat flange which works on our standard SYE kits (RE1801/RE1807) and are referred to as a CVF.

LJ/TJ/CJ/XJ/YJ

JK

DRIVESHAFTS

03-06 RUBICON EDITION REAR DRIVESHAFTS LONG SLIP YOKE XJ NP231



This direct bolt on replacement Heavy Duty Driveshaft features a 1350 CV joint. You no longer need to replace the transfer case yoke or use an adapter when replacing your driveshaft after lifting your Jeep. This Heavy Duty driveshaft is featuring 32 degrees of movement at the CV and a 1330 greasable slip yoke at the axle. This driveshaft is made with greaseable u-joints and heavy wall tubing for extra strength. NOTE: When installing a SYE and CV driveshaft, rear upper control arms are needed to adjust the proper pinion angle.

PART#	DESCRIPTION
RE1895-165	CVF 1350 STYLE DIRECT FIT TJ RUBICON 16.5" SHORT ARM KITS
RE1895-175	CVF 1350 STYLE DIRECT FIT TJ RUBICON 17.5" LONG ARM KITS
RE1895-255	CVF 1350 STYLE DIRECT FIT LJ RUBICON 25.5" SHORT ARM KITS
RE1895-265	CVF 1350 STYLE DIRECT FIT LJ RUBICON 26.5" LONG ARM KITS 07-15 MANUAL



Extended Cherokee slip yoke adds 5/8" of length and most importantly sufficient operating angle to avoid driveshaft bind on lifted vehicles. A must for any lifted Cherokee where a CV driveshaft kit is not utilized. An easy install.

PART#	DESCRIPTION
RE1822	SLIP YOKE LONG XJ NP231 PRE-96


NEW HD SLIP YOKE ELIMINATOR KIT



HD (SYE) kit for 5" Front/Rear lift height shortens the Transfer Case allowing for a 4" longer CV Style drive shaft, improves driveline alignment, reduces bind, friction and vibration. Fits all 87-06 Jeep NP231 transfer cases.

PART#	DESCRIPTION
RE1811	HD SLIP YOKE ELIMINATOR FOR NP231

SLIP YOKE ELIMINATOR KITS



Stock '87-'06 Jeeps have a slip yoke style output shaft at the rear driveline. This design is not conducive to off-road use nor the steeper operating angles caused by suspension lifts. To ensure smooth and durable driveline operation, convert to a fixed yoke output and install a CV driveshaft. A must on all lifts over 3.5". This kit requires the modification of your stock output shaft. Drill and tap included for easy installation. Drive flange is machined from solid stainless steel for extreme strength and corrosion resistance.

PART#	DESCRIPTION
RE1801	SLIP YOKE ELIMINATOR (SYE) KIT YJ NP231/ XJ/ZJ NP242 PRE-96
RE1807	SLIP YOKE ELIMINATOR (SYE) KIT TJ/XJ W/CV NP231.96+/ ZJ W/CV NP231/NP242

DRAGLINKS & TIE RODS

NEW JK HEAVY-DUTY ADJUSTABLE TIE ROD BAR



Rubicon Express' all new heavy duty tie rod bar for your 07+ JK is tough enough for the biggest tires and hardest trails. Constructed of 1-5/8inch .313-wall 4140 chromoly steel fitted with forged 1-ton tie rod ends, bending your steering is a thing of the past.

PART#	DESCRIPTION
RE2601	JK ADJUSTABLE HD TIE ROD BAR

JK HIGH STEER KIT



Rubicon Express High Steer kit brings your steering angles back into factory specs on 3.5"-5.5" lifted JK Wranglers. Included is a HD drag link made from solid bar for maximum strength and utilizes an OE tie rod end for simple replacement. The axle mounted track bar bracket accepts and allows for adjustment with the OE track bar while also relocating the lower sway bar mounts and steering stabilizer.

PART#	DESCRIPTION
RE2621	HIGH STEER KIT JK

JK CHROMOLY DRAGLINK



JK Chromoly draglink may be used to replace your OE draglink in stock configuration or, used with the RE1675 track bar bracket in 4.5" lifts to achieve proper steering linkage geometry. NOTE: When used with the RE1675 bracket and RE1680 track bar this draglink must be installed as an over the knuckle application.

PART#	DESCRIPTION
RE2610	DRAGLINK CHROMOLY JK

NEW TJ/LJ, XJ, MJ, ZJ Y-LINK

Rubicon Express' Heavy Duty Y-Link Style Steering Kit for TJ/LJ, XJ, MJ, and ZJ models is a larger and stronger, bolt-on replacement for stock tie rod and drag link steering components. Y-Link Style steering minimizes bump steer as compared to T-link style steering. Adjuster Assembly allows for On-vehicle adjustment of the Drag Link. No modifications or machining is required. Kit includes 1 3/8" chromoly construction with 7/8" tie rod ends, steering stabilizer mount and a premium powder coat finish.



RE2602	TJ/LJ, XJ, MJ, AND ZJ Y-LINK KIT
--------	----------------------------------

XJ/ZJ/TJ CHROMOLY TIE ROD



HD tie rod features solid bar construction for more bend resistance than factory bar. Can be repaired and bent straight multiple times unlike factory bar. Includes new rod ends.

PART#	DESCRIPTION
RE2600	TIE ROD CHROMOLY TJ/LJ/XJ/ZJ

YJ CHROMOLY DRAGLINK



HD drag link features solid bar construction for strength and the ability to make a custom Z-bend for Wranglers with spring-overs needing extra clearance under the leaf spring. Includes new rod ends.

PART#	DESCRIPTION
RE2605	DRAG LINK CHROMOLY YJ

STEERING CORRECTION

NEW CONTROL ARM GEOMETRY CORRECTION BRACKETS

Front control arm relocation brackets are used to relocate the upper and lower control arms on lifted Wranglers from their factory position to reduce extreme control arm angles. The results in reducing control arm angle improves lifted ride and handling substantially.



PART#	DESCRIPTION
RE9800	JK WRANGLER FRONT CONTROL ARM DROP BRACKETS
RE9900	CONTROL ARM DROP BRACKETS FRONT XJ,ZI, MJ 4.5"+
RE9905	SUPPORT BRACES FOR RE9900, XJ ONLY

DEGREE CAM BOLTS



Cam bolt kits for TJ's and JK Wranglers. The rear cam bolts allow for adjustment of pinion angle for proper driveline phasing. Usually gives only 2-3 degrees of adjustment. The front JK cam bolts will help to adjust caster angle. Typically used for up to 3" lifts, as an alternative to our adjustable upper control arms.

PART#	DESCRIPTION
RE1475	DEGREE CAM BOLT KIT REAR TJ/PAIR
RE1476	DEGREE CAM BOLT KIT FRONT LOWER JK/PAIR
RE1477	DEGREE CAM BOLT KIT REAR LOWER JK/PAIR
RE1478	CAM PLATES JK

PITMAN ARMS



PART#	DESCRIPTION
RE2500	PITMAN ARM YJ/TJ/LJ/XJ W/POWER STEERING 3.5"+
RE2501	PITMAN ARM CJ W/POWER STEERING 3.5"+
RE2504	PITMAN ARM YJ W/MANUAL STEERING 3.5"+
RE2505	PITMAN ARM CJ W/MANUAL STEERING 3.5"+

TRANSFER CASES & ENGINE MOUNTS

CJ/YJ/TJ T-CASE LOWERING KITS



1" drop for CJ,YJ or TJ stock crossmember. Helps reduce driveline angle and alleviate driveline vibration on vehicles not running a rear CV driveshaft. Hardware included for all year Wranglers.

PART#	DESCRIPTION
RE2100	TRANSFER CASE LOWERING KIT 1.0" YJ/TJ/LJ
RE2140	TRANSFER CASE LOWERING KIT 1.0" CJ

XJ/ZJ T-CASE LOWERING KIT



3/4" drop for stock transmission crossmember helps reduce driveline angle and vibration on vehicles not using a CV driveshaft.

PART#	DESCRIPTION
RE2120	TRANSFER CASE LOWERING KIT 3/4" XJ/ZJ

TJ URETHANE TRANSMISSION MOUNT



Upgrade your stock rubber transmission mount to this more durable urethane one.

PART#	DESCRIPTION
RE9105	TRANSMISSION MOUNT URETHANE TJ

TJ MOTOR MOUNT LIFT 1"



Used to raise the TJ engine 1" for fan clearance on lifts that raise the transfer case or to relieve rear driveline angle. Features yellow zinc plated steel bracket with poly bushings and steel sleeves.

PART#	DESCRIPTION
RE9103	MOTOR MOUNT 1" LIFT TJ

EXHAUSTS

EXHAUST LOOP BYPASS



The exhaust loop bypass is necessary when installing a Rubicon Extreme Duty Long Arm System on 2012+ Jeep Wranglers. The factory exhaust on the driver's side of the vehicle makes a downward loop that is not only low to the ground but limits up travel on with long arm suspension. This simple pipe allows for the removal of the loop gaining ground clearance and the additional room needed for up travel. It has been dyno tested and proven not to reduce horsepower or torque.

PART#	DESCRIPTION
RE4531	EXHAUST LOOP BYPASS FOR 2012+ JEEP WRANGLERS

EXHAUST SPACERS



Exhaust spacers are needed for all 2012 and up Jeep JK's using suspension kits with 3" or more of lift.. The spacers are installed between the driver and passenger head pipe flanges and the flanges of the exhaust cross pipe which moves the exhaust cross pipe rearward. This prevents contact between the front driveshaft and the exhaust cross pipe during suspension down travel.

PART#	DESCRIPTION
RE4532	EXHAUST SPACERS

BRAKE LINES

REAR STAINLESS STEEL BRAKE LINES



Rubicon brake lines are as good as it gets. We build them to last. Features are thick stainless steel outer casing riding on a rubber casing outside a kevlar casing housing a Teflon inner hose. Always properly bleed system after installation and verify that brake lines do not contact tires, moving suspension components and check that length is sufficient for full travel. Built to DOT specifications.

PART#	DESCRIPTION
RE1513	BRAKE LINE SS REAR 22" YJ/CJ/MJ
RE1515	BRAKE LINE SS REAR 18" XJ/ZJ
RE1517	BRAKE LINE SS REAR 24" TJ/LJ

FRONT STAINLESS STEEL BRAKE LINES



Our brake lines are as good as it gets and we build them to last. Features strong woven stainless steel outer shell that protects the rubber and Kevlar casing housing that encases the Teflon inner hose. Mounting brackets included where necessary. Always properly bleed system after installation and verify that brake lines do not contact tires, moving suspension components, and check that length is sufficient for full travel. Built to DOT specifications.

PART#	DESCRIPTION
RE1550	BRAKE LINE SET SS FRONT 22" TJ/LJ/XJ/MJ/ZJ/CJ 82-86
RE1552	BRAKE LINE SET SS FRONT 22" CJ 77-81
RE1553	BRAKE LINE SET SS FRONT 20" TJ/LJ
RE1555	BRAKE LINE SET SS FRONT 28" YJ

STAINLESS STEEL ARB AIR LINE KIT



Stop melting or breaking regular plastic air lines. This air line kit comes with everything you need to connect to the original ARB fittings. Easy install. Do it right the first time and save yourself the hassle of unwanted trail repairs.

PART#	DESCRIPTION
RE1591	ARB LINE KIT SS FRONT 6'
RE1592	ARB LINE KIT SS REAR 12'

JK BRAKE LINES



Replace the stock rubber JK brake lines with the Rubicon Express' stainless steel protected Teflon brake line kits. Our steel-braided brake lines are protected with a vinyl cover and provide firmer and more responsive braking. Mounting brackets included where necessary. JK rear brake line kits include 2 brake lines. Meets DOT requirements

PART#	DESCRIPTION
RE1530	BRAKE LINE SET SS FRONT 24" JK 3" - 4.5"
RE1540	BRAKE LINE SET SS REAR 20" JK JK 3" - 4.5"
RE1512	FRONT/REAR STAINLESS STEEL LINES JK 5"+
RE1535	FRONT/REAR STAINLESS STEEL LINES JK 5"+

BRAKE LINE EXTENSION & COUPLER



An easy and cost-effective way to add 6" of length to your factory brake lines. Kit includes new front hard line extensions, couplers and hardware to fasten factory lines to the bottom outside of frame rail. A must for any lift kit (unless using Rubicon's extended stainless steel flexible brake lines). Lines pre-bent for YJ Wrangler applications.

PART#	DESCRIPTION
RE1505	BRAKE LINE EXTENSION & COUPLER 6" YJ
RE1507	BRAKE LINE RELOCATION BRACKETS FRONT JK
RE1508	BRAKE LINE RELOCATION BRACKETS REAR JK

CONTROL ARMS: SUPER-FLEX

NEW COMPLETE 8 CONTROL ARM ADJUSTABLE KITS



Rubicon Express now has 8 Arm Kits that include front lower, front upper, rear lower, and rear upper control arms for Jeep JK/ TJ/ LJ/ZJ provide yet another path of modification for your Jeep.

Made from thick wall DOM tubing and featuring the very reliable Rubicon arms, will allow for additional adjustment of your short arm suspension, unrestrained movement of your axles off road and unmatched durability when the going gets rough.

PART#	DESCRIPTION
RE3800	ADJUSTABLE SUPER-FLEX UPPER/FIXED SUPER-FLEX LOWER TJ/LJ PAIR
RE3801	ADJUSTABLE SUPER-FLEX UPPER/ADJUSTABLE SUPER-FLEX LOWER TJ/LJ/ZJ PAIR
RE3802	ADJUSTABLE SUPER-RIDE UPPER/FIXED SUPER-RIDE LOWER TJ/LJ PAIR
RE3803	ADJUSTABLE SUPER-FLEX UPPER/ADJUSTABLE SUPER-RIDE UPPER TJ/LJ/ZJ PAIR

TJ/LJ/ZJ

PART#	DESCRIPTION
RE3820	ADJUSTABLE SUPER-FLEX UPPER/ADJUSTABLE SUPER-FLEX LOWER JK PAIR
RE3821	ADJUSTABLE SUPER-FLEX UPPER/FIXED SUPER-FLEX LOWER JK PAIR

JK

NEW CONTROL ARM GEOMETRY CORRECTION BRACKETS

Front control arm relocation brackets are used to relocate the upper and lower control arms on lifted Wranglers from their factory position to reduce extreme control arm angles. The results in reducing control arm angle improves lifted ride and handling substantially.



PART#	DESCRIPTION
RE9800	JK WRANGLER FRONT CONTROL ARM DROP BRACKETS
RE9900	CONTROL ARM DROP BRACKETS FRONT XJ,ZJ, MJ 4.5"+
RE9905	SUPPORT BRACES FOR RE9900, XJ ONLY

JK LOWER ADJUSTABLE CONTROL ARMS



Made from thick wall DOM tubing and featuring the very reliable Rubicon Super-Flex joint, these arms will allow for additional adjustment of your short arm suspension, unrestrained movement of your axles off road and unmatched durability when the going gets rough. Adjustment range from factory length to +1" allows for a versatile set up of pinion, caster, and wheel base or simply a replacement solution for your damaged OE control arms.

PART#	DESCRIPTION
RE3751	JK FRONT ADJUSTABLE LOWER CONTROL ARMS/PAIR
RE3756	JK REAR ADJUSTABLE LOWER CONTROL ARMS/PAIR

CONTROL ARMS: SUPER-FLEX

JK SUPER-FLEX LOWER FIXED CONTROL ARMS



JK lower front and rear Super-Flex control arms are flawlessly engineered for clearance to fit your JK Wrangler. The arms feature our serviceable Super-Flex spherical ball joint for increased durability and articulation and are made with high strength steel that is nearly indestructible.

PART#	DESCRIPTION
RE3750	CONTROL ARM FRONT FIXED LOWER SUPER-FLEX JK/ PAIR
RE3755	CONTROL ARM REAR SUPER-FLEX LOWER FIXED JK/ PAIR

JK UPPER ADJUSTABLE CONTROL ARMS



JK front and rear upper Super-Flex control arms are adjustable for correcting pinion angle. The arms feature our serviceable Super-Flex spherical ball joint for increased durability and articulation and are made with high strength steel that is nearly indestructible.

PART#	DESCRIPTION
RE3752	CONTROL ARM FRONT ADJUSTABLE UPPER SUPER-FLEX JK/ PAIR
RE3757	CONTROL ARM REAR ADJUSTABLE UPPER SUPER-FLEX JK/ PAIR

TJ/LJ/XJ/MJ/ZJ SUPER-FLEX/SUPER-RIDE LOWER ADJUSTABLE CONTROL ARMS



Super-Ride™ adjustable lower control arms for TJ Wranglers and XJ/MJ/ZJ (front or rear) Cherokees. Designed with our Super-Ride™ bushings at both ends to absorb road noise and to mimic stock ride characteristics.

Super-Flex adjustable lower control arms for TJ Wranglers and XJ/MJ/ZJ (front or rear) Cherokees. Featuring the Rubicon Express large Super-Flex joint at one end to maximize articulation while off-road.

PART#	DESCRIPTION
RE3720	CONTROL ARM FRONT/REAR ADJUST. LOWER SUPER-RIDE TJ/LJ/XJ/MJ/ZJ/ PAIR
RE3715	CONTROL ARM FRONT/REAR ADJUST. LOWER SUPER-FLEX TJ/LJ/XJ/MJ/ZJ/ PAIR


TJ/LJ/XJ/MJ/ZJ SUPER-FLEX/SUPER-RIDE LOWER FIXED CONTROL ARMS



Fixed lower control arms for TJ / LJ Wranglers and XJ/MJ/ZJ (front only) Cherokees. Offered as a Super-Flex model and a Super-Ride model depending on the use of the vehicle.

PART#	DESCRIPTION
RE3700	CONTROL ARM FRONT / REAR FIXED LOWER SUPER-FLEX TJ/LJ/XJ/MJ/ZJ/ PAIR
RE3705	CONTROL ARM FRONT / REAR FIXED LOWER SUPER-RIDE TJ/LJ/XJ/MJ/ZJ/ PAIR

TJ/LJ/XJ/MJ/ZJ SUPER-FLEX UPPER ADJUSTABLE CONTROL ARMS



Upper front adjustable control arms for correcting front pinion angle and caster. They may look similar but they offer two different characteristics. The RE3780 is intended for a short arm suspension mounted to factory locations. The RE4020 is intended to be used in our radius long arm system to maximize articulation.

Super-Flex adjustable upper rear control arms for TJ Wranglers and ZJ Grand Cherokees. Intended to replace stock control arms for rear pinion adjustment. A **MUST HAVE** when converting your stock rear driveshaft to a CV style driveshaft.

PART#	DESCRIPTION
RE3780	CONTROL ARM FRONT ADJUST. UPPER SUPER-FLEX TJ/LJ/XJ/MJ/ZJ/ PAIR
RE4020	CONTROL ARM FRONT ADJUST. UPPER EXTREME-DUTY TJ/LJ/XJ/MJ/ZJ/ PAIR
RE3783	CONTROL ARM REAR ADJUST. UPPER SUPER-FLEX TJ/LJ/ZJ/ PAIR

CONTROL ARMS: EXTREME-DUTY

JK EXTREME-DUTY RADIUS LONG ARMS



Our lower Extreme-Duty Long Arm's for the JK are used in conjunction with our JK upper control arms to convert the factory four link to our Extreme-Duty Long Arm suspension. This change improves ride, handling, and driveline geometry in your lifted Jeep. Rubicon Express Extreme-Duty Radius Long Arms are constructed out of 2" X 1/4 wall 4130 chromolly and have been flawlessly engineered to fit your JK Wrangler. The arms are, adjustable, feature our serviceable Super-Flex spherical ball joints for increased durability and articulation and are nearly indestructible.

NOTE: Each arm is designed for it's specific location with it's own part#

PART#	DESCRIPTION
RE4070	CONTROL ARM FRONT ADJUSTABLE LOWER LEFT LONG ARM JK/ SINGLE
RE4075	CONTROL ARM FRONT ADJUSTABLE UPPER LONG ARM JK/ PAIR
RE4080	CONTROL ARM FRONT ADJUSTABLE LOWER RIGHT LONG ARM JK/ SINGLE

JK EXTREME-DUTY 4-LINK CONTROL ARMS



PART#	DESCRIPTION
RE4544	JK FRONT ADJUSTABLE LOWER LONG ARMS/PAIR
RE4546	JK REAR ADJUSTABLE LOWER LONG ARMS/PAIR
RE4543	JK FRONT UPPER LONG ARMS/PAIR
RE4547	JK REAR ADJUSTABLE UPPER ARMS/PAIR

TJ/ZJ EXTREME-DUTY REAR UPPER CONTROL ARMS



These arms are used in the TJLA, and ZJLA series kits and are nearly bulletproof. The RE4040 arms are constructed out of 4130 chromolly. The arms are adjustable and feature our small Super-Flex joints for increased axle articulation.

PART#	DESCRIPTION
RE4040	CONTROL ARM REAR ADJUSTABLE UPPER EXTREME-DUTY/ PAIR TJ/ZJ

LJ EXTREME-DUTY REAR UPPER/LOWER CONTROL ARMS



These arms are used in the Unlimited LJ Long Arm systems and are nearly bulletproof. The RE4050 arms are constructed out of 2" x 1/4" wall 4130 chromolly and the RE4060 arms are constructed out of 1.5" x 1/4" wall 4130 chromolly. The arms are adjustable and feature our Super-Flex joints for increased axle articulation.

PART#	DESCRIPTION
RE4050	CONTROL ARM REAR ADJUSTABLE LOWER EXTREME-DUTY LJ/ PAIR
RE4060	CONTROL ARM REAR ADJUSTABLE UPPER EXTREME-DUTY LJ/ PAIR

CONTROL ARMS: EXTREME-DUTY

TJ/LJ/XJ/ZJ EXTREME-DUTY RIGHT/LEFT FRONT LOWER CONTROL ARMS



Lower Long Arms for the TJLA, XJLA and ZJLA series kits. These arms are used in conjunction with the RE4020 arms to convert the factory four link to a radius arm design. This change improves ride, handling, and driveline geometry in your lifted Jeep. This arm is constructed out of 2" x 1/4" wall 4130 chromoly and is nearly bulletproof. The arms are adjustable and feature our Super-Flex joints for increased axle articulation.

PART#	DESCRIPTION
RE4000	CONTROL ARM FRONT ADJUST. LOWER LFT EXTREME-DUTY/ SINGLE TJ/LJ/XJ/ZJ
RE4010	CONTROL ARM FRONT ADJUST. LOWER RT EXTREME-DUTY/ SINGLE TJ/LJ/XJ/ZJ

TJ/LJ EXTREME-DUTY TRI-LINK REAR UPPER CONTROL ARMS



The RE4045 arms are used in our TJ and LJ Tri-Link systems. These arms are constructed out of chromoly and differentiate themselves by running a 1/2" Super-Flex ball at the belly pan end.

PART#	DESCRIPTION
RE4045	CONTROL ARM REAR UPPER TRI-LINK TJ/LJ/ PAIR

TJ/ZJ EXTREME-DUTY REAR LOWER CONTROL ARMS



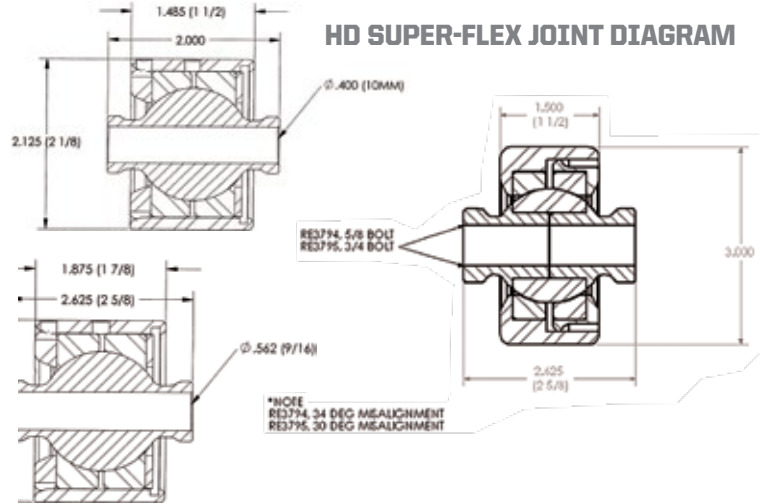
These arms are used in the TJLA, and ZJLA series kits and are nearly bulletproof. The RE4030 arms are constructed out of 2" x 1/4" wall 4130 chromoly. The arms are adjustable and feature our large Super-Flex joints for increased axle articulation.

PART#	DESCRIPTION
RE4030	CONTROL ARM REAR ADJUSTABLE LOWER EXTREME-DUTY/ PAIR TJ/ZJ

JOINTS AND TOOLS

SUPER-FLEX SPHERICAL BALL JOINT ASSEMBLY

Rubicon Express Super-Flex Control Arms feature our serviceable Super-Flex spherical ball joint assembly. This assembly features a UHMW race that encapsulates a hard plated steel bearing. A threaded steel insert allows adjustable preload and easy maintenance. The unit is greasable and extremely quiet due to the non-metallic races. This bearing allows extra flex for off-road prowess, yet does not sacrifice on-road handling or long term durability. Unleash the full potential of your Jeep with the addition of Super-Flex Control Arms from Rubicon Express.



SMALL SUPER-FLEX JOINT:

MA: 28"
 BW: 2.000 in
 BD: 0.394 in (10 mm)
 HW: 1.485 in

LARGE SUPER-FLEX JOINT:

MA: 26"
 BW: 2.625 in (2 5/8 in)
 BD: 0.562 in (9/16 in)
 HW: 1.875 in (1 7/8 in)

SUPER-FLEX JOINTS



The Super Flex Joints are standard equipment in Rubicon Express Super Flex systems. This cartridge is UHMW races and a machined end ring which allows for easy tightening or rebuilding when necessary.

PART#	DESCRIPTION
RE3791	SUPER-FLEX JOINT ASSEMBLY SMALL
RE3791-1	SUPER-FLEX JOINT ASSEMBLY SMALL 1/2" ID BALL
RE3792	SUPER-FLEX JOINT ASSEMBLY LARGE
RE3797	SUPER-FLEX JOINT LARGE RACES/PAIR
RE3798	SUPER-FLEX JOINT SMALL RACES/PAIR

HD SUPER-FLEX JOINTS



Features an extra thick threaded insert for adjustment and rebuilding, UHMW races for superior impact resistance and anti-friction properties, and a precision machined end ring that eliminates the use of the snap-ring and washer found in the RE3791 & RE3792 Super Flex assemblies.

PART#	DESCRIPTION
RE3794	SUPER-FLEX HD JOINT ASSEMBLY 5/8" HARDWARE
RE3795	SUPER-FLEX HD JOINT ASSEMBLY 3/4" HARDWARE
RE3799	SUPER-FLEX JOINT HD RACES/PAIR

SUPER-FLEX JOINT TOOLS



RE3773 HD Super Flex Joint Cartridge rebuild tool. To be used with RE3794/RE3795 H.D. Super Flex joints or TJ tri-link assemblies. For use with 1/2" ratchet or 1" wrench.

RE3771 Small Super-Flex cartridge rebuild tool. To be used on RE3791 small Super Flex joints, Rubicon Express H.D. track bars and upper Rubicon Express control arms. For use with 1/2" ratchet or 1" wrench.

RE3772 Large Super-Flex Cartridge rebuild tool. To be used on RE3792 large Super Flex joints or lower Rubicon Express control arms. For use with 1/2" ratchet or 1" wrench.

PART#	DESCRIPTION
RE3771	CONTROL ARM SUPER-FLEX TOOL SMALL FOR RE3791
RE3772	CONTROL ARM SUPER-FLEX TOOL LARGE FOR RE3792
RE3773	CONTROL ARM SUPER-FLEX TOOL HD FOR RE3794/RE3795

CROWFOOT WRENCH



Offset design allows for multiple tool use angles in tight areas designed to grab the hex on the flat to prevent stripped points 1/2" square drive hole will attach to 1/2" ratchet or breaker bar. Eliminates the need to use large slip joint or pipe pliers.

PART#	DESCRIPTION
RE3774	SMALL CROWFOOT WRENCH, 1-1/2" JAW FOR SMALL ADJ. ARMS, 1/2" DRIVE
RE3775	LARGE CROWFOOT WRENCH, 1-7/8" JAW FOR LARGE ADJ. ARMS, 1/2" DRIVE


BUILDER'S PARTS



JK FRONT AXLE BRACKET KIT

Our control arm brackets are laser cut from 1/4" & 3/16" cold rolled steel and then CNC formed for unmatched precision and strength. These brackets are required for cleanly mounting a custom axle in your JK. Front Control Arm Brackets are not intended to be used with factory cam bolts.

PART#	DESCRIPTION
RE9953	FULL FRONT KIT: INCLUDES RE9954-RE9959
RE9954	SPRING PERCH MOUNT
RE9955	UPPER CONTROL ARM MOUNT (PASSENGER SIDE)
RE9956	LOWER CONTROL ARM MOUNT
RE9957	SHOCK MOUNT
RE9958	TRACK BAR MOUNT
RE9959	SWAY BAR LINK MOUNT



JK REAR AXLE BRACKET KIT

Our control arm brackets are laser cut from 1/4" & 3/16" cold rolled steel and then CNC formed for unmatched precision and strength. These brackets are required for cleanly mounting a custom axle in your JK.

PART#	DESCRIPTION
RE9961	FULL REAR KIT: INCLUDES RE9962-RE9966
RE9962	TRACK BAR MOUNT
RE9963	LOWER CONTROL ARM MOUNTS
RE9964	BUMP STOP MOUNT BRACKET
RE9965	UPPER CONTROL ARM MOUNTS
RE9966	SPRING PERCH MOUNT

JK/TJ/XJ/ZJ FRONT LOWER CONTROL ARM BRACKETS



PART#	DESCRIPTION
R9956	HD FRNT CONTROL ARM BRKTS JK FRONT LOWER PAIR
RE9995	HD FRNT CONTROL ARM BRKTS TJ/ XJ/ZJ FRONT LOWER PAIR

Rubicon Express Jeep JK/TJ/XJ/ZJ front lower control arm brackets are laser cut from 1/4" cold rolled steel and then CNC formed for unmatched precision and strength. These brackets are ideal for replacing worn or damaged factory brackets, or for use in a custom axle build. The brackets utilize slots to allow the use of cam bolts (not included) for proper alignment.

TJ/XJ FRONT AXLE BRACKET KIT


Our control arm brackets are laser cut from 1/4" & 3/16" cold rolled steel and then CNC formed for unmatched precision and strength. These brackets are required for cleanly mounting a custom axle in your TJ. Front Control Arm Brackets are not intended to be used with factory cam bolts. RE9968 includes all brackets RE9985 through RE9993 (fits D44 Only). Designed to fit stock axels but can be easily made to fit larger axels with a little grinding.



RE9968	AXLE BRACKET KIT FRONT TJ AND XJ
RE9985	SPRING CUP FRONT AXLE RIGHT TJ/XJ
RE9986	CONTROL ARM BRACKET FRONT UPPER RIGHT TJ/XJ
RE9987	SPRING CUP FRONT AXLE LEFT TJ/XJ
RE9988	CONTROL ARM BRACKET FRONT UPPER LEFT TJ/XJ
RE9989	TRACK BAR MOUNT FRONT AXLE TJ/XJ
RE9990	STEERING STABILIZER BRACKET FRONT AXLE TJ/XJ
RE9991	CONTROL ARM BRACKET FRONT LOWER RIGHT TJ/XJ
RE9992	SWAY BAR MOUNT FRONT AXLE TJ/XJ/ PAIR
RE9993	CONTROL ARM BRACKET FRONT LOWER LEFT TJ/XJ

TJ REAR AXLE BRACKET KIT

Our control arm brackets are laser cut from 1/4" & 3/16" cold rolled steel and then CNC formed for unmatched precision and strength. These brackets are required for cleanly mounting a custom axle in your TJ. RE9969 includes all brackets RE9970 through RE9980. Designed to fit stock axels but can be easily made to fit larger axels with a little grinding.




PART#	DESCRIPTION
RE9969	AXLE BRACKET KIT REAR TJ
RE9970	CONTROL ARM BRACKET REAR LOWER LEFT TJ
RE9971	SHOCK MOUNT REAR AXLE LEFT TJ
RE9972	CONTROL ARM BRACKET REAR LOWER RIGHT TJ
RE9973	SHOCK MOUNT REAR AXLE RIGHT TJ
RE9980	TRACK BAR MOUNT REAR AXLE TJ (USE WITH RE9974)
RE9975	SWAY BAR BRACKET REAR LEFT TJ
RE9976	CONTROL ARM BRACKET REAR UPPER RIGHT TJ
RE9977	SWAY BAR BRACKET REAR RIGHT TJ
RE9978	SPRING CUP REAR AXLE RIGHT TJ
RE9979	SPRING CUP REAR AXLE LEFT TJ
RE9974	CONTROL ARM BRACKET REAR UPPER LEFT TJ (USE WITH RE9980)

BUILDER'S PARTS

WELD-ON SHOCK MOUNTS



RE2020 U-shaped shock mount is low profile in design and can be welded most anywhere for custom shock mounting. Sold in pairs.



RE2025 Weld-on shock mount is made from heavy gauge steel and is helpful in mounting longer travel shocks. Sold as pairs.



RE2035 Drop style shock mount is similar to factory mounts only much stronger and allows repositioning of rear shock to clear coil spring cup after pinion has been rotated upward to accommodate CV driveshafts. Welding required. Sold as pairs.

PART#	DESCRIPTION
RE2020	SHOCK MOUNTS WELD-ON STANDARD POSITION
RE2025	SHOCK MOUNTS WELD-ON DROP POSITION
RE2035	SHOCK MOUNTS WELD-ON DROP POSITION TJ

ANTIWRAP SPRING PERCHES



Our spring perches have unique features like 1/4" steel construction, 6" contact area with spring, and multiple center pin holes for easy wheelbase adjustments. These are not the cheapest pads on the market but they are definitely the best. Unique offset pads make welding against the front differential a snap. Taller profile helps to create clearance for steering under spring but not suitable for spring-under applications.

PART#	DESCRIPTION
RE1900	ANTIWRAP SPRING PERCH 2.0"/SINGLE
RE1910	ANTIWRAP SPRING PERCH 2.0" OFFSET/SINGLE
RE1920	ANTIWRAP SPRING PERCH 2.5" OFFSET/PAIR, YJ FRONT
RE1925	SOA SPRING PERCH KIT FRONT 2.5" WIDE CJ
RE1930	ANTIWRAP SPRING PERCH 2.5"/PAIR, YJ REAR
RE1935	STANDARD SPRING PERCH 2.5"/PAIR

CLEVITE RUBBER BUSHINGS



Factory O.E. replacement rubber control arm bushing. Sold individually. Large bushings accept a 9/16" bolt and small bushings accept a 10mm bolt. Both designed to fit stock or stock replacement Jeep upper and lower brackets. Need a press to install.

PART#	DESCRIPTION
RE3701	CONTROL ARM BUSHING LOWER LARGE CLEVITE STYLE
RE3782	CONTROL ARM BUSHING UPPER SMALL CLEVITE STYLE

LOW CARBON ROD END



For use with RE1600, RE1620, RE1650 and RE1673

Our Low Carbon Rod Ends feature a precision ground, heat treated and hard chrome plated ball surrounded by a Teflon/Kevlar self lubricating race all encased in a low carbon steel body that is zinc plated for corrosion resistance. Jam nut not included.

PART#	DESCRIPTION
KMX-L12	3/4"-16 LH LOW CARBON ROD END

SUPER RIDE BUILDERS BUSHING



Each kit contains one end ring, one bushing and two sleeves. Small kits use a 2" OD 1.5" wide end ring, 2" OAL sleeves and accept 10mm bolt. Large kits use a 2.25" OD 2" wide end ring, 2.625" OAL sleeves and accept a 9/16" bolt.

PART#	DESCRIPTION
RE3764	CONTROL ARM SUPER-RIDE BUILDER BUSHING KIT SMALL
RE3765	CONTROL ARM SUPER-RIDE BUILDER BUSHING KIT LARGE

SUPER-RIDE BUSHING KITS



Innovative Super-Ride bushing design replaces factory OE rubber bushings with a PT-MEG/steel sleeve combo for a quiet, durable ride that can be field serviced. Will retro-fit into all Rubicon control arms that used the clevite rubber bushing.

PART#	DESCRIPTION
RE3740	SUPER RIDE BUSHING LARGE/ PAIR
RE3741	SUPER RIDE BUSHING SMALL/ PAIR
RE3704	CONTROL ARM SUPER-RIDE LARGE BUSHING & SLEEVES ONLY
RE3784	CONTROL ARM SUPER-RIDE SMALL BUSHING & SLEEVES ONLY
RE3763	CONTROL ARM SUPER-RIDE RETROFIT KIT LARGE BUSHING
RE3762	CONTROL ARM SUPER-RIDE RETROFIT KIT SMALL BUSHING
RE3785	CONTROL ARM SUPER-RIDE SMALL BUSHING & SLEEVES ONLY 1/2" ID
RE3786	CONTROL ARM SUPER-RIDE SMALL BUSHING & SLEEVES ONLY 9/16" ID

BUILDER'S PARTS


JAM NUT



A must have to keep your adjustment points tight. All jam nuts are zinc plated for corrosion resistance.

PART#	DESCRIPTION	PART#	DESCRIPTION
HW3060	3/4"-16 LH JAM NUT	HW3075	1"-14 RH JAM NUT
HW3065	3/4"-16 RH JAM NUT	HW3080	1 1/4"-12 RH JAM NUT

TUBE ADAPTER



Right and left hand tube adapters designed to weld into 1" I.D. tube.

PART#	DESCRIPTION
RM12000	TUBE ADAPTER WELD-IN 3/4"-16 LH
RM12010	TUBE ADAPTER WELD-IN 3/4"-16 RH

WELDED SUPER-FLEX HOUSING AND COUPLER



Powder Coated
Rubicon Silver

Most commonly used by the Rubicon Suspension owner who needs to replace a housing due to damage or gain additional adjustment due to lifting the vehicle taller. Small assemblies feature a small S/F housing and 1" threaded coupler used in track bars and upper control arms. Large assemblies use the large S/F housing and 1-1/4" coupler for use with lower control arms.

PART#	DESCRIPTION
RM30200	HOUSING AND COUPLER WELDED SUPER-FLEX SMALL
RM30205	HOUSING AND COUPLER WELDED SUPER-FLEX LARGE
RM30210	HOUSING AND COUPLER WELDED SUPER-FLEX SMALL +1"
RM30215	HOUSING AND COUPLER WELDED SUPER-FLEX LARGE +1"

3/4" HI-MISALIGNMENT SPACERS



CNC machined and zinc plated for corrosion resistance these hi-misalignment spacers will allow for greater operating angle from your heim joints. To be used with 3/4" heim joints. Wide spacers offer more misalignment

than the narrow spacers. Sold Individually. NOTE: A 3/4" heim joint with wide misalignment spacers would be used with a 2" wide bracket. A 3/4" heim joint with narrow misalignment spacers would be used with a 1 5/8" wide bracket.

PART#	DESCRIPTION
RM10230	HI-MISALIGNMENT SPACER 5/8" WIDE
RM10240	HI-MISALIGNMENT SPACER 12MM NARROW
RM10242	HI-MISALIGNMENT SPACER 9/16" NARROW


WELDED SUPER-FLEX ASSEMBLY



For the builder looking to get a jump start on the project these assemblies are welded, powder coated and fully assembled ready for immediate use. Small assemblies feature a small S/F housing and 1" threaded coupler used in track bars and upper control arms. Large assemblies use the large S/F housing and 1-1/4" coupler for use with lower control arms.

PART#	DESCRIPTION
RE3766	CONTROL ARM SUPER-FLEX COUPLER ASSEMBLY SMALL
RE3766-1	CONTROL ARM SUPER-FLEX COUPLER ASSEMBLY SMALL W/ 1/2" BALL
RE3767	CONTROL ARM SUPER-FLEX COUPLER ASSEMBLY LARGE
RE3768	CONTROL ARM SUPER-FLEX COUPLER ASSEMBLY SMALL +1" W/ 10MM BALL
RE3768-1	CONTROL ARM SUPER-FLEX COUPLER ASSEMBLY SMALL +1" W/ 1/2" BALL
RE3769	CONTROL ARM SUPER-FLEX COUPLER ASSEMBLY LARGE +1"
RE3768-2	SUPER-FLEX COUPLER ASSEMBLY SMALL +1" W/ 1/2" BALL

THREADED ROD



1" threaded rod for easy fit into 1" I.D. tubing cut 6" in length, grade B7. 1-1/4" Weld Spud, CNC machined from 4142HT alloy for superior strength for use with 1-1/2" I.D. tubing.

PART#	DESCRIPTION
RM12060	THREADED WELD SPUD CHROMOLY 1.25"-12 RH
RM12070	THREADED ROD 6" LONG 1.0"-14 RH

COLD CUT END RINGS



Cold cut end rings for use with O.E. style Clevite bushings.

PART#	DESCRIPTION
RM12580	END RING COLD CUT SMALL
RM12600	END RING COLD CUT LARGE

THREADED COUPLER



CNC machined from DOM tubing these couplers are the ideal solution for adding adjustability to your custom suspension components. Small couplers are 2-1/2" OAL, large couplers are 3-1/2" OAL.

PART#	DESCRIPTION
RM12040	THREADED COUPLER FEMALE 1.0"-14 RH
RM12050	THREADED COUPLER FEMALE 1.25"-12 RH

CROSSMEMBER KITS

JKLA LONG ARM SUPPORT CROSSMEMBERS



JK Long Arm conversion crossmember is much stronger and more than triple the thickness of the factory crossmember. Crossmember is the mounting point for the front Rubicon Express JK control arms and comes complete with all mounting hardware and reinforcement brackets to support factory mounting points.

PART#	DESCRIPTION
RE4521	CROSSMEMBER FRONT LONG ARM JK
RE4525	CONTROL ARM MOUNTS RADIUS REAR LOWER LONG ARM JK, RADIUS/3-LINK

ZJLA FRONT MAIN ASSEMBLY



Includes crossmember, control arm mounts and related brackets and hardware to mount our famous TJLA front long arms to a ZJ. Crossmember has provisions to retain factory transfer case skid plate and can be removed without removing the long arms.

PART#	DESCRIPTION
RE9950	MAIN ASSEMBLY FRONT LONG ARM ZJ
RE9951	TRANSMISSION MOUNT BRACKET LONG ARM ZJ 93-95

BELLY PAN BOLT



PART#	DESCRIPTION
HW1130	COUNTERSUNK HD BELLY PAN BOLTS FOR LONG ARM CROSSMEMBER KITS


ZJLA REAR MAIN ASSEMBLY



Includes crossmember, control arm mounts and related brackets and hardware to mount our famous TJLA rear long arms to a ZJ.

PART#	DESCRIPTION
RE9960	MAIN ASSEMBLY REAR LONG ARM ZJ


XJLA CROSSMEMBER KIT



Includes crossmember, control arm mounts and related brackets and hardware to mount our famous TJLA front long arms to an XJ. Crossmember provides protection for stock transfer cases and can be removed without removing the long arms.

PART#	DESCRIPTION
RE9920	CROSSMEMBER KIT FRONT LONG ARM XJ, 1 OF 2
RE9922	CROSSMEMBER KIT W/INST FRONT LONG ARM XJ, 2 OF 2

TJLA EXTREME-DUTY CROSSMEMBER STOCK TRANSMISSION/TRANSFER CASE



The TJ long arm conversion pan is the heart of the RE7200 series suspension systems. This is the new mounting point for all of the control arms, as well as the transmission and transfer case. The brackets are designed to strengthen the frame, while the convenient drop out center section allows for easy transfer case and transmission service without having to remove suspension components. Mounting this pan requires modification of the exhaust on some vehicles.

PART#	DESCRIPTION
RE4100	CROSSMEMBER EXTREME-DUTY TJ 97-02/ 1 OF 2 SIDES
RE4102	CROSSMEMBER EXTREME-DUTY TJ 97-02/ 2 OF 2 CENTER
RE4200	CROSSMEMBER EXTREME-DUTY TJ 03-06/ 1 OF 2 SIDES
RE4202	CROSSMEMBER EXTREME-DUTY TJ 03-06/ 2 OF 2 CENTER

EXTREME-DUTY / LONG ARM 4-LINK FRONT - 4-LINK REAR

JK4423
JK EXTREME-DUTY LONG ARM - 4-LINK FRONT/4-LINK REAR KIT - 3.5" 2-DOOR


PART#	QTY	DESCRIPTION	FOOTNOTES	MAX TIRE	REC. WHEEL
JK1001	1	JKLA 3.5"-4.5" BOX KIT	1, 31, 33,	35x12.50	9"W 3.75"-4.25" BSM
RE1370	1	2007 JEEP JK COIL 3.5" FRONT COIL, 2DOOR	37, 38		
RE1375	1	2007 JEEP JK COIL 3.5" REAR COIL, 2DOOR	1		
RE1673	1	JK FRONT ADJUSTABLE TRACK BAR			
RE4521	1	JKLA FRONT CROSSMEMBER ASSY			
RE4544	1	4 LINK FRONT LOWER ARMS, PAIR			
RE4546	1	4 LINK REAR LOWER ARMS, PAIR			
RE4526	1	4 LINK REAR CONTROL ARM MOUNTS			
RE4543	1	4 LINK FRONT UPPER ARMS AND MOUNTS			
RE4547	1	4 LINK REAR UPPER ARMS			
JK4423M	JK EXTREME-DUTY LONG ARM 4-LINK FRONT/4-LINK REAR KIT 3.5" 2-DOOR WITH MONOTUBES				
JK4423	-	JK EXTREME-DUTY LONG ARM 4-LINK FRONT/4-LINK REAR KIT 3.5" 2-DOOR (See above)			
RXJ713	2	RUBICON MONOTUBE SHOCK			
RXJ714	2	RUBICON MONOTUBE SHOCK			

JK4424
JK EXTREME-DUTY LONG ARM - 4-LINK FRONT/4-LINK REAR KIT - 4.5" 2-DOOR


PART#	QTY	DESCRIPTION	FOOTNOTES	MAX TIRE	REC. WHEEL
JK1001	1	JKLA 3.5"-4.5" BOX KIT	1, 27, 28, 31,	37x12.50	9"W 3.75"-4.25" BSM
JK1002	1	JKLA DRAGLINK AND TRACK BAR BOX KIT	33, 37		
RE1371	1	2007 JEEP JK COIL 3.5" FRONT COIL 4D, 4.5" 2D			
RE1376	1	2007 JEEP JK COIL 3.5" REAR COIL 4D, 4.5" 2D			
RE4521	1	JKLA FRONT CROSSMEMBER ASSY			
RE4544	1	4 LINK FRONT LOWER ARMS, PAIR			
RE4546	1	4 LINK REAR LOWER ARMS, PAIR			
RE4526	1	4 LINK REAR CONTROL ARM MOUNTS			
RE4543	1	4 LINK FRONT UPPER ARMS AND MOUNTS			
RE4547	1	4 LINK REAR UPPER ARMS			
JK4424M	JK EXTREME-DUTY LONG ARM RADIUS FRONT/4-LINK REAR KIT 4.5" 2-DOOR WITH MONOTUBES				
JK4424	-	JK EXTREME-DUTY LONG ARM 4-LINK FRONT/4-LINK REAR KIT 4.5" 2-DOOR (See above)			
RXJ711	2	RUBICON MONOTUBE SHOCK			
RXJ712	2	RUBICON MONOTUBE SHOCK			

JK4425
JK EXTREME-DUTY LONG ARM - 4-LINK FRONT/4-LINK REAR KIT - 5.5" 2-DOOR


PART#	QTY	DESCRIPTION	FOOTNOTES	MAX TIRE	REC. WHEEL
JK1002	1	JKLA DRAGLINK AND TRACK BAR BOX KIT	1, 27, 28, 31,	37x12.50	9"W 3.75"-4.25" BSM
JK1003	1	JKLA 5.5" BOX KIT	33, 37		
RE1372	1	2007 JEEP JK COIL 4.5" FRONT COIL 4D, 5.5" 2D			
RE1377	1	2007 JEEP JK COIL 4.5" REAR COIL 4D, 5.5" 2D			
RE4521	1	JKLA FRONT CROSSMEMBER ASSY			
RE4544	1	4 LINK FRONT LOWER ARMS, PAIR			
RE4546	1	4 LINK REAR LOWER ARMS, PAIR			
RE4526	1	4 LINK REAR CONTROL ARM MOUNTS			
RE4543	1	4 LINK FRONT UPPER ARMS AND MOUNTS			
RE4547	1	4 LINK REAR UPPER ARMS			
JK4425R	JK EXTREME-DUTY LONG ARM 4-LINK FRONT/4-LINK REAR KIT 5.5" 2-DOOR WITH MONOTUBES				
JK4425	-	JK EXTREME-DUTY LONG ARM 4-LINK FRONT/4-LINK REAR KIT 5.5" 2-DR (See above)			
RXJ715R	2	RUBICON MONOTUBE SHOCK			
RXJ716R	2	RUBICON MONOTUBE SHOCK			

EXTREME-DUTY / LONG ARM 4-LINK FRONT - 4-LINK REAR

JK

JK4443

JK EXTREME-DUTY LONG ARM - 4-LINK FRONT/4-LINK REAR KIT - 3.5" 4-DOOR



PART#	QTY	DESCRIPTION	FOOTNOTES	MAX TIRE	REC. WHEEL
JK1001	1	JKLA 3.5"-4.5" BOX KIT	1, 31, 33, 37, 38	35x12.50	9"W 3.75"-4.25" BSM
RE1371	1	2007 JEEP JK COIL 3.5" FRONT COIL 4D, 4.5" 2D			
RE1376	1	2007 JEEP JK COIL 3.5" REAR COIL 4D, 4.5" 2D			
RE1673	1	JK FRONT ADJUSTABLE TRACK BAR			
RE4521	1	JKLA FRONT CROSSMEMBER ASSY			
RE4544	1	4 LINK FRONT LOWER ARMS, PAIR			
RE4546	1	4 LINK REAR LOWER ARMS, PAIR			
RE4526	1	4 LINK REAR CONTROL ARM MOUNTS			
RE4543	1	4 LINK FRONT UPPER ARMS AND MOUNTS			
RE4547	1	4 LINK REAR UPPER ARMS			
JK4443M JK EXTREME-DUTY LONG ARM 4-LINK FRONT/4-LINK REAR KIT 3.5" 4-DOOR WITH MONOTUBES					
JK4443	-	JK EXTREME-DUTY LONG ARM 4-LINK FRONT/4-LINK REAR KIT 3.5" 4-DOOR (See above)			
RXJ713	2	RUBICON MONOTUBE SHOCK			
RXJ714	2	RUBICON MONOTUBE SHOCK			

JK4444

JK EXTREME-DUTY LONG ARM - 4-LINK FRONT/4-LINK REAR KIT - 4.5" 4-DOOR



PAWRT#	QTY	DESCRIPTION	FOOTNOTES	MAX TIRE	REC. WHEEL
JK1001	1	JKLA 3.5"-4.5" BOX KIT	1, 27, 29, 31, 33, 37	37x12.50	9"W 3.75"-4.25" BSM
JK1002	1	JKLA DRAGLINK AND TRACK BAR BOX KIT			
RE1372	1	2007 JEEP JK COIL 4.5" FRONT COIL 4D, 5.5" 2D			
RE1377	1	2007 JEEP JK COIL 4.5" REAR COIL 4D, 5.5" 2D			
RE4521	1	JKLA FRONT CROSSMEMBER ASSY			
RE4544	1	4 LINK FRONT LOWER ARMS, PAIR			
RE4546	1	4 LINK REAR LOWER ARMS, PAIR			
RE4526	1	4 LINK REAR CONTROL ARM MOUNTS			
RE4543	1	4 LINK FRONT UPPER ARMS AND MOUNTS			
RE4547	1	4 LINK REAR UPPER ARMS			
JK4444CC JK EXTREME-DUTY 4-LINK LONG ARM COILOVER KIT W/ AIRBUMPS 3.5-5.5" 2/4-DOOR					
JK4444M JK EXTREME-DUTY LONG ARM 4-LINK FRONT/4-LINK REAR KIT 4.5" 4-DOOR WITH MONOTUBES					
JK4444	-	JK EXTREME-DUTY LONG ARM 4-LINK FRONT/4-LINK REAR KIT 4.5" 4-DOOR (See above)			
RXJ711	2	RUBICON MONOTUBE SHOCK			
RXJ712	2	RUBICON MONOTUBE SHOCK			

JK444NB

JK EXTREME-DUTY LONG ARM - 4-LINK LONG ARM COILOVER KIT NO AIRBUMPS - 3.5-5.5" 4-DOOR



PART#	QTY	DESCRIPTION	FOOTNOTES	MAX TIRE	REC. WHEEL
RE1132	1	SWAY DISCO JK 2.5-6IN JK 2.5-6IN OF LIFT	RE1132	37x12.50	9"W 3.75"-4.25" BSM
RE1159	1	REAR ANTI SWAY LINKS			
RE1387	1	REAR BUMP PAD JK			
RE1395	1	1.5IN EXT FRT BUMPSTOP			
RE1606	1	JK REAR UPPER TRACK BAR BRKT			
RE1609	1	REAR LOWER TRACK BAR BRKT			
RE4521	1	JK LA FRT X-MEMBER 3 PIECE CROSS MEMBER			
RE4526	1	4 LINK REAR CONTROL ARM JKLA 4LINK REAR MOUNTS			
RE4543	1	4 LINK FRONT UPPER ARMS JKLA ARMS AND MOUNTS			
RE4544	1	4 LINK FRONT LOWER ARM PAIR			
RE4546	1	4 LINK REAR LOWER ARMS PAIR			
RE4547	1	4 LINK REAR UPPER ARMS PAIR - ADJUSTABLE			
RE4548	1	JK COILOVER KIT FRONT 2DR/4DR FRONT DRIVER			
RE4549	1	JK COILOVER KIT REAR 2DR/4DR FRONT PASSENGER	RE4549		
RXC717F	1	COILOVER SHOCK	RXC717F		
RXC718R	1	COILOVER SHOCK 2DR/4DR REAR (PAIR)	RXC718R		
JK1002	1	JKLA DRAGLINK AND TK BAR JKLA 4.5IN-5.5INBOX KIT 2	JK1002		

EXTREME-DUTY / LONG ARM 4-LINK FRONT - 4-LINK REAR

JK444CC
JK EXTREME-DUTY LONG ARM - 4-LINK LONG ARM COILOVER KIT W/AIRBUMPS - 3.5-5.5" 4-DOOR


PART#	QTY	DESCRIPTION	FOOTNOTES	MAX TIRE	REC. WHEEL
RE1132	1	SWAY DISCO JK 2.5-6IN JK 2.5-6IN OF LIFT	1, 27, 29, 31, 33, 37	37X12.50	9"W 3.75"-4.25" BSM
RE1159	1	REAR ANTI SWAY LINKS			
RE1382	1	RUBICON BUMPSTOPS FRONT PAIR			
RE1384	1	RUBICON BUMPSTOPS REAR PAIR			
RE1387	1	REAR BUMP PAD JK			
RE1606	1	JK REAR UPPER TRACK BAR BRKT			
RE1609	1	REAR LOWER TRACK BAR BRKT			
RE4521	1	JK LA FRT X-MEMBER 3 PIECE CROSS MEMBER			
RE4526	1	4 LINK REAR CONTROL ARM JKLA 4LINK REAR MOUNTS			
RE4543	1	4 LINK FRONT UPPER ARMS JKLA ARMS AND MOUNTS			
RE4544	1	4 LINK FRONT LOWER ARM PAIR			
RE4546	1	4 LINK REAR LOWER ARMS PAIR			
RE4547	1	4 LINK REAR UPPER ARMS PAIR - ADJUSTABLE			
RE4548	1	JK COILOVER KIT FRONT 2DR/4DR FRONT DRIVER			
RE4549	1	JK COILOVER KIT REAR 2DR/4DR FRONT PASSENGER			
RXC717F	1	COILOVER SHOCK			
RXC718R	1	COILOVER SHOCK 2DR/4DR REAR (PAIR)			
JK1002	1	JKLA DRAGLINK AND TK BAR JKLA 4.5IN-5.5IN BOX KIT 2			

JK444CK
JK EXTREME-DUTY LONG ARM - 4-LINK LONG ARM COILOVER KIT W/AIRBUMPS - 3.5-5.5" 4-DOOR


PART#	QTY	DESCRIPTION	FOOTNOTES	MAX TIRE	REC. WHEEL
RE1132	1	SWAY DISCO JK 2.5-6IN JK 2.5-6IN OF LIFT	1, 27, 29, 31, 33, 37	37X12.50	9"W 3.75"-4.25" BSM
RE1159	1	REAR ANTI SWAY LINKS			
RE1382	1	RUBICON BUMPSTOPS FRONT PAIR			
RE1384	1	RUBICON BUMPSTOPS REAR PAIR			
RE1387	1	REAR BUMP PAD JK			
RE1606	1	JK REAR UPPER TRACK BAR BRKT			
RE1609	1	REAR LOWER TRACK BAR BRKT			
RE1805	1	JK T-CASE REAR FLANGE ADAPTER			
RE1810	1	JK FRONT T CASE YOKE			
RE1883-385	1	JK FRONT SHAFT AUTO TRANS ONLY			
RE1887-430	1	JK REAR 1310 CVF 4DR DRIVESHAFT			
RE4521	1	JK LA FRT X-MEMBER 3 PIECE CROSS MEMBER			
RE4526	1	4 LINK REAR CONTROL ARM JKLA 4LINK REAR MOUNTS			
RE4531	1	JK EXHAUST LOOP BYPASS JK			
RE4532	1	JK 2012+ EXHAUST SPGR KIT DVR 6 PASS SIDE SPACER			
RE4543	1	4 LINK FRONT UPPER ARMS JKLA ARMS AND MOUNTS			
RE4544	1	4 LINK FRONT LOWER ARM PAIR			
RE4546	1	4 LINK REAR LOWER ARMS PAIR			
RE4547	1	4 LINK REAR UPPER ARMS PAIR - ADJUSTABLE			
RE4548	1	JK COILOVER KIT FRONT 2DR/4DR FRONT DRIVER			
RE4549	1	JK COILOVER KIT REAR 2DR/4DR FRONT PASSENGER			
RXC717F	1	COILOVER SHOCK			
RXC718R	1	COILOVER SHOCK 2DR/4DR REAR (PAIR)			

JK4445
JK EXTREME-DUTY LONG ARM - 4-LINK FRONT/4-LINK REAR KIT - 5.5" 4-DOOR


PART#	QTY	DESCRIPTION	FOOTNOTES	MAX TIRE	REC. WHEEL
JK1002	1	JKLA DRAGLINK AND TRACK BAR BOX KIT	1, 27, 29, 31, 33, 37	37x12.50	9"W 3.75"-4.25" BSM
JK1003	1	JKLA 5.5" BOX KIT			
RE1373	1	5.5" 4D FRONT COILS			
RE1378	1	5.5" 4D REAR COILS			
RE4521	1	JKLA FRONT CROSS MEMBER			
RE4544	1	4 LINK FRONT LOWER ARMS, PAIR			
RE4546	1	4 LINK REAR LOWER ARMS, PAIR			
RE4526	1	4 LINK REAR CONTROL ARM MOUNTS			
RE4543	1	4 LINK FRONT UPPER ARMS AND MOUNTS			
RE4547	1	4 LINK REAR UPPER ARMS			
JK4445R		JK EXTREME-DUTY LONG ARM 4-LINK FRONT/4-LINK REAR KIT 5.5" 4-DOOR WITH MONOTUBES			
JK4445	-	JK EXTREME-DUTY LONG ARM 4-LINK FRONT/4-LINK REAR KIT 5.5" 4-DOOR (SEE ABOVE)	1, 27, 29, 31, 33, 37	37x12.50	9"W 3.75"-4.25" BSM
RXJ715R	2	RUBICON MONOTUBE SHOCK			
RXJ716R	2	RUBICON MONOTUBE SHOCK			

EXTREME-DUTY / LONG ARM 4-LINK FRONT - 4-LINK REAR



JK004CC UPGRADE • STANDARD SHOCK TO COILOVER • F/R COILOVER UPGRADE KIT W/AIRBUMPS • 4-DOOR



PART#	QTY	DESCRIPTION	FOOTNOTES	MAX TIRE	REC. WHEEL
RE1384	1	REAR BUMP STOPS	1, 27, 29, 31, 33, 37	37X12.50	9"W 3.75"-4.25" BSM
RE1384	1	REAR BUMP STOPS			
RE4548	1	FRONT COIL OVER MOUNT			
RE4549	1	REAR COIL OVER MOUNT			
RXC717F	1	FRONT COIL OVER SHOCK (PAIR)			
RXC718R	1	REAR COIL OVER SHOCK (PAIR)			
RE1382	1	RUBICON BUMPTOPS FRONT PAIR			

JK104CC UPGRADE • STANDARD SHOCK TO COILOVER • FRONT COILOVER NO AIRBUMPS • 4-DOOR



PART#	QTY	DESCRIPTION	FOOTNOTES	MAX TIRE	REC. WHEEL
RE4548	1	JK COILOVER KIT FRONT 2DR/4DR FRONT DRIVER	1, 27, 29, 31, 33, 37	37X12.50	9"W 3.75"-4.25" BSM
RXC717F	1	COILOVER SHOCK			

JK014CC UPGRADE • STANDARD SHOCK TO COILOVER • REAR COILOVER NO AIRBUMPS • 4-DOOR



PART#	QTY	DESCRIPTION	FOOTNOTES	MAX TIRE	REC. WHEEL
RXC718R	1	COILOVER SHOCK 2DR/4DR REAR (PAIR)	1, 27, 29, 31, 33, 37	37X12.50	9"W 3.75"-4.25" BSM
RE4549	1	JK COILOVER KIT REAR 2DR/4DR FRONT PASSENGER			

EXTREME-DUTY / LONG ARM 4-LINK FRONT - 3-LINK REAR

JK4343

JK EXTREME-DUTY LONG ARM • 4-LINK FRONT/3-LINK REAR KIT • 3.5" 4-DOOR



PART#	QTY	DESCRIPTION	FOOTNOTES	MAX TIRE	REC. WHEEL
JK1001	1	JKLA 3.5"-4.5" BOX KIT	1, 31, 33, 37, 38	35x12.50	9"W 3.75"-4.25" BSM
RE1371	1	2007 JEEP JK COIL 3.5" FRONT COIL 4D, 4.5" 2D			
RE1376	1	2007 JEEP JK COIL 3.5" REAR COIL 4D, 4.5" 2D			
RE1673	1	JK FRONT ADJUSTABLE TRACK BAR			
RE4521	1	JKLA FRONT CROSSMEMBER ASSY			
RE4525	1	JKLA REAR CONTROL ARM MOUNTS			
RE4540	1	JK 3LINK REAR UPPER ARM			
RE4541	1	JK 3LINK TRUSS AND UPPER MOUNT			
RE4542	1	JK 3LINK REAR LOWER ARMS, PAIR			
RE4543	1	FRONT UPPER ARMS AND MOUNTS			
RE4544	1	4 LINK FRONT LOWER ARMS, PAIR			
JK4343M JK EXTREME-DUTY LONG ARM 4-LINK FRONT/3-LINK REAR KIT 3.5" 4-DOOR WITH MONOTUBES					
JK4343	-	JK EXTREME-DUTY LONG ARM 4-LINK FRONT/3-LINK REAR KIT 3.5" 4-DOOR (See above)	1, 31, 33, 37, 38	35x12.50	9"W 3.75"-4.25" BSM
RXJ713	2	RUBICON MONOTUBE SHOCK			
RXJ714	2	RUBICON MONOTUBE SHOCK			

JK4343P


JK EXTREME-DUTY LONG ARM • 4-LINK FRONT/3-LINK REAR KIT • 3.5" 4-DOOR



JK1001	1	JKLA 3.5"-4.5" BOX KIT	1, 31, 33, 37, 38	35x12.50	9"W 3.75"-4.25" BSM
RE1371P	1	2007 JEEP JK COIL 3.5" FRONT COIL 4D, 4.5" 2D			
RE1376P	1	2007 JEEP JK COIL 3.5" REAR COIL 4D, 4.5" 2D			
RE1673	1	JK FRONT ADJUSTABLE TRACK BAR			
RE4521	1	JKLA FRONT CROSSMEMBER ASSY			
RE4525	1	JKLA REAR CONTROL ARM MOUNTS			
RE4540	1	JK 3LINK REAR UPPER ARM			
RE4541	1	JK 3LINK TRUSS AND UPPER MOUNT			
RE4542	1	JK 3LINK REAR LOWER ARMS, PAIR			
RE4543	1	FRONT UPPER ARMS AND MOUNTS			
RE4544	1	4 LINK FRONT LOWER ARMS, PAIR			
JK4343M JK EXTREME-DUTY LONG ARM 4-LINK FRONT/3-LINK REAR KIT 3.5" 4-DOOR WITH MONOTUBES					
JK4343	-	JK EXTREME-DUTY LONG ARM 4-LINK FRONT/3-LINK REAR KIT 3.5" 4-DOOR (See above)	1, 31, 33, 37, 38	35x12.50	9"W 3.75"-4.25" BSM
RXJ713	2	RUBICON MONOTUBE SHOCK			
RXJ714	2	RUBICON MONOTUBE SHOCK			

JK4344

JK EXTREME-DUTY LONG ARM • 4-LINK FRONT/3-LINK REAR KIT • 4.5" 4-DOOR




PART#	QTY	DESCRIPTION	FOOTNOTES	MAX TIRE	REC. WHEEL
JK1001	1	JKLA 3.5"-4.5" BOX KIT	1, 27, 29, 31, 33, 37	37x12.50	9"W 3.75"-4.25" BSM
JK1002	1	JKLA DRAGLINK AND TRACK BAR BOX KIT			
RE1372	1	2007 JEEP JK COIL 4.5" FRONT COIL 4D, 5.5" 2D			
RE1377	1	2007 JEEP JK COIL 4.5" REAR COIL 4D, 5.5" 2D			
RE4521	1	JKLA FRONT CROSSMEMBER ASSY			
RE4525	1	JKLA REAR CONTROL ARM MOUNTS			
RE4540	1	JK 3LINK REAR UPPER ARM			
RE4541	1	JK 3LINK TRUSS AND UPPER MOUNT			
RE4542	1	JK 3LINK REAR LOWER ARMS, PAIR			
RE4543	1	FRONT UPPER ARMS AND MOUNTS			
RE4544	1	4 LINK FRONT LOWER ARMS, PAIR			
JK4344M JK EXTREME-DUTY LONG ARM 4-LINK FRONT/3-LINK REAR KIT 4.5" 4-DOOR WITH MONOTUBES					
JK4344	-	JK EXTREME-DUTY LONG ARM 4-LINK FRONT/3-LINK REAR KIT 4.5" 4-DOOR (See above)	1, 27, 29, 31, 33, 37	37x12.50	9"W 3.75"-4.25" BSM
RXJ711	2	RUBICON MONOTUBE SHOCK			
RXJ712	2	RUBICON MONOTUBE SHOCK			

EXTREME-DUTY / LONG ARM 4-LINK FRONT - 3-LINK REAR



JK4345

JK EXTREME-DUTY LONG ARM • 4-LINK FRONT/3-LINK REAR KIT • 5.5" 4-DOOR



PART#	QTY	DESCRIPTION	FOOTNOTES	MAX TIRE	REC. WHEEL
JK1002	1	JKLA DRAGLINK AND TRACK BAR BOX KIT	1, 27, 29, 31, 33, 37	37x12.50	9"W 3.75"-4.25" BSM
JK1003	1	JKLA 5.5" BOX KIT			
RE1373	1	5.5" 4D front coils			
RE1378	1	5.5" 4D REAR COILS			
RE4521	1	JKLA FRONT CROSSMEMBER ASSY			
RE4526	1	JKLA REAR CONTROL ARM MOUNTS			
RE4540	1	JK 3LINK REAR UPPER ARM			
RE4541	1	JK 3LINK TRUSS AND UPPER MOUNT			
RE4542	1	JK 3LINK REAR LOWER ARMS, PAIR			
RE4543	1	FRONT UPPER ARMS AND MOUNTS			
RE4544	1	4 LINK FRONT LOWER ARMS, PAIR			
JK4345R JK EXTREME-DUTY LONG ARM 4-LINK FRONT/3-LINK REAR KIT 5.5" 4-DOOR WITH MONOTUBES					
JK4345	-	JK EXTREME-DUTY LONG ARM 4-LINK FRONT/3-LINK REAR KIT 5.5" 4-DOOR (See above)	1, 27, 29, 31, 33, 37	37x12.50	9"W 3.75"-4.25" BSM
RXJ715R	2	RUBICON MONOTUBE SHOCK			
RXJ716R	2	RUBICON MONOTUBE SHOCK			

EXTREME-DUTY / LONG ARM RADIUS ARM FRONT - 4-LINK REAR

JKR423

JK EXTREME-DUTY LONG ARM • RADIUS FRONT/4-LINK REAR KIT • 3.5" 2-DOOR



PART#	QTY	DESCRIPTION	FOOTNOTES	MAX TIRE	REC. WHEEL
JK1001	1	JKLA 3.5"-4.5" BOX KIT	1, 31, 33, 37, 38	35x12.50	9"W 3.75"-4.25" BSM
RE1370	1	2007 JEEP JK COIL 3.5" FRONT COIL, 2door			
RE1375	1	2007 JEEP JK COIL 3.5" REAR COIL, 2door			
RE1673	1	JK FRONT ADJUSTABLE TRACK BAR			
RE4070	1	JKLA FRONT LEFT LOWER ARM			
RE4075	1	JKLA FRONT UPPER ARMS			
RE4080	1	JKLA FRONT RIGHT LOWER ARM			
RE4521	1	JKLA FRONT CROSSMEMBER ASSY			
RE4526	1	4 LINK REAR CONTROL ARM MOUNTS			
RE3757	1	4 LINK REAR UPPER ARMS			
RE4546	1	4 LINK REAR LOWER ARMS, PAIR			
JKR423M JK EXTREME-DUTY LONG ARM RADIUS FRONT/4-LINK REAR KIT 3.5" 2-DOOR WITH MONOTUBES					
JKR423	-	JK EXTREME-DUTY LONG ARM RADIUS FRONT/4-LINK REAR KIT 3.5" 2-DOOR (See above)	1, 31, 33, 37, 38	35x12.50	9"W 3.75"-4.25" BSM
RXJ713	2	RUBICON MONOTUBE SHOCK			
RXJ714	2	RUBICON MONOTUBE SHOCK			

JKR424

JK EXTREME-DUTY LONG ARM • RADIUS FRONT/4-LINK REAR KIT • 4.5" 2-DOOR



PART#	QTY	DESCRIPTION	FOOTNOTES	MAX TIRE	REC. WHEEL
JK1001	1	JKLA 3.5"-4.5" BOX KIT	1, 27, 28, 31, 33, 37	37x12.50	9"W 3.75"-4.25" BSM
JK1002	1	JKLA DRAGLINK AND TRACK BAR BOX KIT			
RE1371	1	2007 JEEP JK COIL 3.5" FRONT COIL 4D, 4.5"2D			
RE1376	1	2007 JEEP JK COIL 3.5" REAR COIL 4D, 4.5"2D			
RE4070	1	JKLA FRONT LEFT LOWER ARM			
RE4075	1	JKLA FRONT UPPER ARMS			
RE4080	1	JKLA FRONT RIGHT LOWER ARM			
RE4521	1	JKLA FRONT CROSSMEMBER ASSY			
RE4526	1	4 LINK REAR CONTROL ARM MOUNTS			
RE4547	1	4 LINK REAR UPPER ARMS			
RE4546	1	4 LINK REAR LOWER ARMS, PAIR			
JKR424M JK EXTREME-DUTY LONG ARM RADIUS FRONT/4-LINK REAR KIT 4.5" 2-DOOR WITH MONOTUBES					
JKR424	-	JK EXTREME-DUTY LONG ARM RADIUS FRONT/4-LINK REAR KIT 4.5" 2-DOOR (See above)	1, 27, 28, 31, 33, 37	37x12.50	9"W 3.75"-4.25" BSM
RXJ711	2	RUBICON MONOTUBE SHOCK			
RXJ712	2	RUBICON MONOTUBE SHOCK			

EXTREME-DUTY / LONG ARM RADIUS ARM FRONT - 4-LINK REAR

JKR443

JK EXTREME-DUTY LONG ARM • RADIUS FRONT/4-LINK REAR KIT • 3.5" 4-DOOR



PART#	QTY	DESCRIPTION	FOOTNOTES	MAX TIRE	REC. WHEEL
JK1001	1	JKLA 3.5"-4.5" BOX KIT	1, 31, 33,	35x12.50	9"W 3.75"-4.25" BSM
RE1371	1	2007 JEEP JK COIL 3.5" FRONT COIL 4D, 4.5" 2D	37, 38		
RE1376	1	2007 JEEP JK COIL 3.5" REAR COIL 4D, 4.5" 2D			
RE1673	1	JK FRONT ADJUSTABLE TRACK BAR			
RE4070	1	JKLA FRONT LEFT LOWER ARM			
RE4075	1	JKLA FRONT UPPER ARMS			
RE4080	1	JKLA FRONT RIGHT LOWER ARM			
RE4521	1	JKLA FRONT CROSSMEMBER ASSY			
RE4526	1	4 LINK REAR CONTROL ARM MOUNTS			
RE3757	1	4 LINK REAR UPPER ARMS			
RE4546	1	4 LINK REAR LOWER ARMS, PAIR			

JKR443M JK EXTREME-DUTY LONG ARM RADIUS FRONT/4-LINK REAR KIT 3.5" 4-DOOR WITH MONOTUBES

JKR443	-	JK EXTREME-DUTY LONG ARM RADIUS FRONT/4-LINK REAR KIT 3.5" 4-DOOR (See above)	1, 31, 33, 37, 38	35x12.50	9"W 3.75"-4.25" BSM
RXJ713	2	RUBICON MONOTUBE SHOCK			
RXJ714	2	RUBICON MONOTUBE SHOCK			

JKR444

JK EXTREME-DUTY LONG ARM • RADIUS FRONT/4-LINK REAR KIT • 4.5" 4-DOOR



PART#	QTY	DESCRIPTION	FOOTNOTES	MAX TIRE	REC. WHEEL
JK1001	1	JKLA 3.5"-4.5" BOX KIT	1, 27, 29, 31,	37x12.50	9"W 3.75"-4.25" BSM
JK1002	1	JKLA DRAGLINK AND TRACK BAR BOX KIT	33, 37		
RE1372	1	2007 JEEP JK COIL 4.5" FRONT COIL 4D, 5.5" 2D			
RE1377	1	2007 JEEP JK COIL 4.5" REAR COIL 4D, 5.5" 2D			
RE4070	1	JKLA FRONT LEFT LOWER ARM			
RE4075	1	JKLA FRONT UPPER ARMS			
RE4080	1	JKLA FRONT RIGHT LOWER ARM			
RE4521	1	JKLA FRONT CROSSMEMBER ASSY			
RE4526	1	4 LINK REAR CONTROL ARM MOUNTS			
RE4757	1	4 LINK REAR UPPER ARMS			
RE4546	1	4 LINK REAR LOWER ARMS, PAIR			

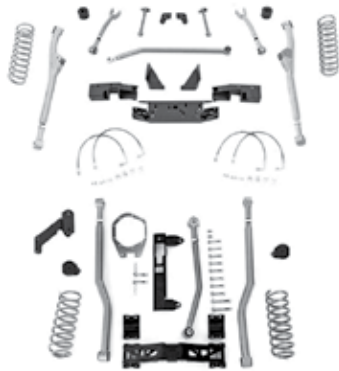
JKR444M JK EXTREME-DUTY LONG ARM RADIUS FRONT/4-LINK REAR KIT 4.5" 4-DOOR WITH MONOTUBES

JKR444	-	JK EXTREME-DUTY LONG ARM RADIUS FRONT/4-LINK REAR KIT 4.5" 4-DOOR (See above)	1, 27, 29, 31, 33, 37	37x12.50	9"W 3.75"-4.25" BSM
RXJ711	2	RUBICON MONOTUBE SHOCK			
RXJ712	2	RUBICON MONOTUBE SHOCK			

EXTREME-DUTY / LONG ARM RADIUS ARM FRONT - 3-LINK REAR

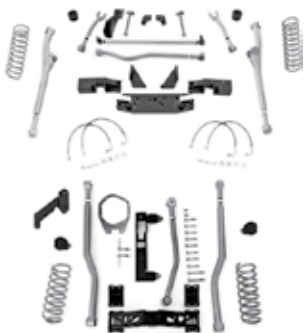


JKR343 JK EXTREME-DUTY LONG ARM • RADIUS FRONT/3-LINK REAR KIT • 3.5" 4-DOOR



PART#	QTY	DESCRIPTION	FOOTNOTES	MAX TIRE	REC. WHEEL
JK1001	1	JKLA 3.5"-4.5" BOX KIT	1, 31, 33, 37, 38	35x12.50	9"W 3.75"-4.25" BSM
RE1371	1	2007 JEEP JK COIL 3.5" FRONT COIL 4D, 4.5" 2D			
RE1376	1	2007 JEEP JK COIL 3.5" REAR COIL 4D, 4.5" 2D			
RE1673	1	JK FRONT ADJUSTABLE TRACK BAR			
RE4070	1	JKLA FRONT LEFT LOWER ARM			
RE4075	1	JKLA FRONT UPPER ARMS			
RE4080	1	JKLA FRONT RIGHT LOWER ARM			
RE4521	1	JKLA FRONT CROSSMEMBER ASSY			
RE4525	1	JKLA REAR CONTROL ARM MOUNTS			
RE4540	1	JK 3LINK REAR UPPER ARM			
RE4541	1	JK 3LINK TRUSS AND UPPER MOUNT			
RE4542	1	JK 3LINK REAR LOWER ARMS, PAIR			
JKR343M JK EXTREME-DUTY LONG ARM RADIUS FRONT/3-LINK REAR KIT 3.5" 4-DOOR WITH MONOTUBES					
JKR343	-	JK EXTREME-DUTY LONG ARM RADIUS FRONT /3-LINK REAR KIT 3.5" 4-DOOR (See above)	1, 31, 33, 37, 38	35x12.50	9"W 3.75"-4.25" BSM
RXJ713	2	RUBICON MONOTUBE SHOCK			
RXJ714	2	RUBICON MONOTUBE SHOCK			

JKR344 JK EXTREME-DUTY LONG ARM • RADIUS FRONT/3-LINK REAR KIT • 4.5" 4-DOOR



PART#	QTY	DESCRIPTION	FOOTNOTES	MAX TIRE	REC. WHEEL			
JK1001	1	JKLA 3.5"-4.5" BOX KIT	1, 27, 29, 31, 33, 37	37x12.50	9"W 3.75"-4.25" BSM			
JK1002	1	JKLA DRAGLINK AND TRACK BAR BOX KIT						
RE1372	1	2007 JEEP JK COIL 4.5" FRONT COIL 4D, 5.5" 2D						
RE1377	1	2007 JEEP JK COIL 4.5" REAR COIL 4D, 5.5" 2D						
RE4070	1	JKLA FRONT LEFT LOWER ARM						
RE4075	1	JKLA FRONT UPPER ARMS						
RE4080	1	JKLA FRONT RIGHT LOWER ARM						
RE4521	1	JKLA FRONT CROSSMEMBER ASSY						
RE4525	1	JKLA REAR CONTROL ARM MOUNTS						
RE4540	1	JK 3LINK REAR UPPER ARM						
RE4541	1	JK 3LINK TRUSS AND UPPER MOUNT						
RE4542	1	JK 3LINK REAR LOWER ARM, PAIR						
JKR344M JK EXTREME-DUTY LONG ARM RADIUS FRONT/3-LINK REAR KIT 4.5" 4-DOOR WITH MONOTUBES								
JKR344	-	JK EXTREME-DUTY LONG ARM RADIUS FRONT/3-LINK REAR KIT 4.5" 4-DOOR (See above)				1, 27, 29, 31, 33, 37	37x12.50	9"W 3.75"-4.25" BSM
RXJ711	2	RUBICON MONOTUBE SHOCK						
RXJ712	2	RUBICON MONOTUBE SHOCK						

EXTREME-DUTY / LONG ARM UPGRADES

JK4300 JK EXTREME-DUTY LONG ARM • UPGRADE KIT • 4 LINK FRONT/3 LINK REAR



PART#	QTY	DESCRIPTION	FOOTNOTES	MAX TIRE	REC. WHEEL
RE4543	1	FRONT UPPER ARMS AND MOUNTS	1, 37, 38		9"W 3.75"-4.25" BSM
RE4544	1	4 LINK FRONT LOWER ARMS, PAIR			
RE4521	1	JKLA FRONT CROSSMEMBER ASSY			
RE4525	1	JKLA REAR CONTROL ARM MOUNTS			
RE4540	1	JK 3LINK REAR UPPER ARM			
RE4541	1	JK 3LINK TRUSS AND UPPER MOUNT			
RE4542	1	JK 3LINK REAR LOWER ARMS, PAIR			

JK4400 JK EXTREME-DUTY LONG ARM • UPGRADE KIT • 4 LINK FRONT/4 LINK REAR



PART#	QTY	DESCRIPTION	FOOTNOTES	MAX TIRE	REC. WHEEL
RE4543	1	FRONT UPPER ARMS AND MOUNTS	1, 37, 38, 40		9"W 3.75"-4.25" BSM
RE4544	1	4 LINK FRONT LOWER ARMS, PAIR			
RE4521	1	JKLA FRONT CROSSMEMBER ASSY			
RE4526	1	4 LINK REAR CONTROL ARM MOUNTS			
RE4546	1	4 LINK REAR LOWER ARMS, PAIR			

EXTREME-DUTY / LONG ARM RADIUS ARM

JK4423P

JK LONG-ARM KIT - 3.5" 2-DOOR (NO SHOCKS)



PART#	QTY	DESCRIPTION	FOOTNOTES	MAX TIRE	REC. WHEEL
JK1001	1	JKLA 3.5-4.5 BOX KIT JKLA 3.5IN4.5IN-BOX KIT 1	1,33,42,43	35X12.50	9"W 4.25"-5" BSM
RE1370P	1	JK 2.5IN 4DR COIL FRONT PROGRESSIVE RATE			
RE1375P	1	JK 2.5IN 4DR COIL REAR PROGRESSIVE RATE			
RE1673	1	JK FRONT TRAC BAR 3.5IN LIFT ADJUSTABLE			
RE4521	1	JKLA 07-17 FRT X-MEMBER 3 PIECE CROSS MEMBER			
RE4544	1	4 LINK FRONT LOWER ARM PAIR			
RE4546	1	4 LINK REAR LOWER ARMS PAIR			
RE4526	1	4 LINK REAR CONTROL ARM JKLA 4LINK REAR MOUNTS			
RE4543	1	4 LINK FRONT UPPER ARMS JKLA ARMS AND MOUNTS			
RE4547	1	4 LINK REAR UPPER ARMS PAIR - ADJUSTABLE			
RE7140PM	2.5 PC	SUPRFLX KIT JK 4DR ARMS W/ MONOTUBE SHOCKS			
RE7140P	-	2.5 PC SUPRFLX KIT JK 4DR ARMS W/NO SHOCKS			
RXJ713	2	MONO TUBE JK FRONT 2IN-3I STEM/LOOP E-25.1 C-15.2			
RXJ714	2	MONO TUBE JK REAR LOOP/LOOP E-24.8 C-15.1			
JK4423PM	3.5IN JKLA PC KIT JK 2DR W/MONO TUBE SHOCKS				
JK4423P	-	3.5IN JKLA PC KIT JK 2DR NO SHOCKS			
RXJ713	2	MONO TUBE JK FRONT 2IN-3I STEM/LOOP E-25.1 C-15.2			
RXJ714	2	MONO TUBE JK REAR LOOP/LOOP E-24.8 C-15.1			

JK4443P

3.5IN JKLA PC KIT JK 4DR NO SHOCKS



PART#	QTY	DESCRIPTION	FOOTNOTES	MAX TIRE	REC. WHEEL
JK1001	1	JKLA 3.5-4.5 BOX KIT JKLA 3.5IN4.5IN-BOX KIT 1	1,31,33,37,38	35X12.50	9"W 3.75"-4.25" BSM
RE1371P	1	JK 3.5IN 4DR COIL FRONT PROGRESSIVE RATE			
RE1376P	1	JK 3.5IN 4DR COIL REAR PROGRESSIVE RATE			
RE1673	1	JK FRONT TRAC BAR 3.5IN LIFT ADJUSTABLE			
RE4521	1	JKLA 07-17 FRT X-MEMBER 3 PIECE CROSS MEMBER			
RE4544	1	4 LINK FRONT LOWER ARM PAIR			
RE4546	1	4 LINK REAR LOWER ARMS PAIR			
RE4526	1	4 LINK REAR CONTROL ARM JKLA 4LINK REAR MOUNTS			
RE4543	1	4 LINK FRONT UPPER ARMS JKLA ARMS AND MOUNTS			
RE4547	1	4 LINK REAR UPPER ARMS PAIR - ADJUSTABLE			
4443PM	3.5IN JKLA PC KIT JK 4DR W/MONO TUBE SHOCKS				
JK4443P	-	3.5IN JKLA PC KIT JK 4DR NO SHOCKS			
RXJ713	2	MONO TUBE JK FRONT 2IN-3I STEM/LOOP E-25.1 C-15.2			
RXJ714	2	MONO TUBE JK REAR LOOP/LOOP E-24.8 C-15.1			

SUPER-FLEX / SHORT ARM



RE7123

JK SUPER-FLEX SHORT ARM KIT • 3.5" 2-DOOR (NO SHOCKS)



PART#	QTY	DESCRIPTION	FOOTNOTES	MAX TIRE	REC. WHEEL
RE1132	1	SWAY DISCONNECTS JK 2.5-6" JK 2.5-6" OF LIFT	1, 33, 39, 41	35x12.50	9"W 3.75"-4.25" BSM
RE1157	1	SWAY BAR END LINKS REAR JK 3.5"-4.5"			
RE1370	1	COIL SPRINGS FRONT JK 2.5" 4DR/ JK 3.5" 2DR/PAIR			
RE1375	1	COIL SPRINGS REAR JK 2.5" 4DR/ JK 3.5" 2DR/PAIR			
RE1380	1	BUMP STOP LOWER FRONT/ REAR TJ/LJ/JK/XJ/ZJ 2.0"/PAIR			
RE1387	1	BUMP STOP PAD REAR JK 2.0"-4.5"/PAIR			
RE15301	1	BRAKE LINE SET SS FRONT 24" W/INSTRUCTIONS			
RE1540	1	BRAKE LINE SET SS REAR 20" JK			
RE1607	1	TRACK BAR BRACKET REAR JK 3.5"-4.5"			
RE1673	1	TRACK BAR ADJUSTABLE FRONT JK 3.5"+			
RE3750	1	CONTROL ARM FRONT FIXED LOWER SUPER-FLEX JK/ PAIR			
RE3752	1	CONTROL ARM FRONT ADJUST. UPPER SUPER-FLEX JK/ PAIR			
RE3755	1	CONTROL ARM REAR SUPER-FLEX LOWER FIXED JK/ PAIR			
RE3757	1	CONTROL ARM REAR ADJUST. UPPER SUPER-FLEX JK/ PAIR			
RE7123M SUPER-FLEX SHORT ARM KIT JK 2DR 3.5" W/ MONOTUBE SHOCKS					
RE7123	-	SUPER-FLEX SHORT ARM KIT JK 2DR 3.5" (SEE ABOVE)			
RXJ713	2	RUBICON MONOTUBE SHOCK			
RXJ714	2	RUBICON MONOTUBE SHOCK			
RE7123T SUPER-FLEX SHORT ARM KIT JK 2DR 3.5" W/ TWIN TUBE SHOCKS					
RE7123	-	SUPER-FLEX SHORT ARM KIT JK 2DR 3.5" (SEE ABOVE)			
RXT2420B	2	RUBICON TWIN TUBE SHOCK			

RE7124

JK SUPER-FLEX SHORT ARM KIT • 4.5" 2-DOOR (NO SHOCKS)



PART#	QTY	DESCRIPTION	FOOTNOTES	MAX TIRE	REC. WHEEL
RE1132	1	SWAY DISCONNECTS JK 2.5-6" JK 2.5-6" OF LIFT	1, 33, 27, 28, 31	37x12.50	9"W 3.75"-4.25" BSM
RE1157	1	SWAY BAR END LINKS REAR JK 3.5"-4.5"			
RE1371	1	COIL SPRINGS FRONT JK 3.5" 4DR/ JK 4.5" 2DR/PAIR			
RE1376	1	COIL SPRINGS REAR JK 3.5" 4DR/ JK 4.5" 2DR/PAIR			
RE1380	1	BUMP STOP LOWER FRONT/ REAR TJ/LJ/JK/XJ/ZJ 2.0"/PAIR			
RE1387	1	BUMP STOP PAD REAR JK 2.0"-4.5"/PAIR			
RE15302	1	BRAKE LINE SET SS FRONT 24" W/INSTRUCTIONS			
RE1540	1	BRAKE LINE SET SS REAR 20" JK			
RE1607	1	TRACK BAR BRACKET REAR JK 3.5"-4.5"			
RE1675	1	TRACK BAR BRACKET FRONT JK 3.5"+			
RE1680	1	TRACK BAR ADJUSTABLE EXTREME-DUTY FRONT JK 3.5"+			
RE2610	1	DRAGLINK CHROMOLY JK			
RE3750	1	CONTROL ARM FRONT FIXED LOWER SUPER-FLEX JK/ PAIR			
RE3752	1	CONTROL ARM FRONT ADJUSTABLE UPPER SUPER-FLEX JK/ PAIR			
RE3755	1	CONTROL ARM REAR SUPER-FLEX LOWER FIXED JK/ PAIR			
RE3757	1	CONTROL ARM REAR ADJUSTABLE UPPER SUPER-FLEX JK/ PAIR			
RE3755	1	CONTROL ARM REAR SUPER-FLEX LOWER FIXED JK/ PAIR			
RE7124M SUPER-FLEX SHORT ARM KIT JK 2DR 4.5" W/ MONOTUBE SHOCKS					
RE7124	-	SUPER-FLEX SHORT ARM KIT JK 2DR 4.5" (SEE ABOVE)			
RXJ711	2	RUBICON MONOTUBE SHOCK			
RXJ712	2	RUBICON MONOTUBE SHOCK			
RE7124T SUPER-FLEX SHORT ARM KIT JK 2DR 4.5" W/ TWIN TUBE SHOCKS					
RE7124	-	SUPER-FLEX SHORT ARM KIT JK 2DR 3.5" (SEE ABOVE)			
RXT2620B	2	RUBICON TWIN TUBE SHOCK			
RXT2621B	2	RUBICON TWIN TUBE SHOCK			

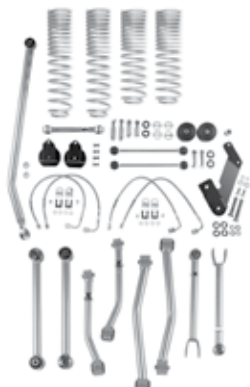
SUPER-FLEX / SHORT ARM

RE7123P JK SUPER-FLEX KIT - 3.5" 2-DOOR (NO SHOCKS)



PART#	QTY	DESCRIPTION	FOOTNOTES	MAX TIRE	REC. WHEEL
RE1132	1	SWAY DISCO JK 2.5-6IN			
RE1157	1	S/B END LINKS RR JK 3.5+			
RE1370P	1	JK 2.5IN 4DR COIL FRONT			
RE1375P	1	JK 2.5IN 4DR COIL REAR			
RE1380	1	2IN BUMPSTOP LWR FRT PAIR			
RE1387	1	JK 2IN BUMPSTOP PAD RR PR			
RE15301	1	RE7123/RE7143 INST PACK	1,38,39,43	35X12.50	9"W 3.75"-4.25" BSM
RE1540	1	JK REAR BRAKE LINE SET			
RE1607	1	JK REAR LOWER TRACK BAR			
RE1673	1	JK FRONT TRAC BAR			
RE3750	1	JK SUPERFLEX FRNT LOWER			
RE3752	1	JK SUPER FRT UPPER ADJ AR			
RE3755	1	JK SUPERFLEX REAR LOWER			
RE3757	1	JK SF 2 REAR UPPER ADJST			
RE7123PM 3.5 PC SUPER-FLEX KIT JK2DR W/MONO TUBE SHOCKS					
RE7123P	1	3.5 PC SUPER-FLEX KIT JK2DR NO SHOCKS			
RXJ714	2	MONO TUBE JK REAR			
RXJ713	2	MONO TUBE JK FRONT 2IN-3I			
RE7123PT 3.5 PC SUPER-FLEX KIT JK2DR W/TWIN TUBE SHOCKS					
RE7123P	1	3.5 PC SUPER-FLEX KIT JK2DR NO SHOCKS			
RXT2420B	2	TWIN TUBE SHOCK BLACK			
RXT2421B	2	TWIN TUBE SHOCK BLACK			

RE7143P JK SUPER-FLEX KIT - 3.5" 4-DOOR (NO SHOCKS)



PART#	QTY	DESCRIPTION	FOOTNOTES	MAX TIRE	REC. WHEEL
RE1132	1	SWAY DISCO JK 2.5-6IN			
RE1157	1	S/B END LINKS RR JK 3.5+			
RE1370P	1	JK 2.5IN 4DR COIL FRONT			
RE1375P	1	JK 2.5IN 4DR COIL REAR			
RE1380	1	2IN BUMPSTOP LWR FRT PAIR			
RE1387	1	JK 2IN BUMPSTOP PAD RR PR			
RE15301	1	RE7123/RE7143 INST PACK	1,38,39,43	35X12.50	9"W 3.75"-4.25" BSM
RE1540	1	JK REAR BRAKE LINE SET			
RE1607	1	JK REAR LOWER TRACK BAR			
RE1673	1	JK FRONT TRAC BAR			
RE3750	1	JK SUPERFLEX FRNT LOWER			
RE3752	1	JK SUPER FRT UPPER ADJ AR			
RE3755	1	JK SUPERFLEX REAR LOWER			
RE3757	1	JK SF 2 REAR UPPER ADJST			
RE7143PM 3.5 PC SUPER-FLEX KIT JK2DR W/MONO TUBE SHOCKS					
RE7123P	1	3.5 PC SUPER-FLEX KIT JK2DR NO SHOCKS			
RXJ714	2	MONO TUBE JK REAR			
RXJ713	2	MONO TUBE JK FRONT 2IN-3I			
RE7143PT 3.5 PC SUPER-FLEX KIT JK2DR W/TWIN TUBE SHOCKS					
RE7143P	1	3.5 PC SUPER-FLEX KIT JK2DR NO SHOCKS			
RXT2420B	2	TWIN TUBE SHOCK BLACK			
RXT2421B	2	TWIN TUBE SHOCK BLACK			

SUPER-FLEX / SHORT ARM

RE7147P

JK SUPER-FLEX KIT - 3.5" 4-DOOR (NO SHOCKS)



PART#	QTY	DESCRIPTION	FOOTNOTES	MAX TIRE	REC. WHEEL
RE1132	1	SWAY DISCO JK 2.5-6IN JK 2.5-6IN OF LIFT	1,38,39,43	35X12.50	9"W 3.75"-4.25" BSM
RE1157	1	S/B END LINKS RR JK 3.5+ JK			
RE1371P	1	JK 3.5IN 4DR COIL FRONT PROGRESSIVE RATE			
RE1376P	1	JK 3.5IN 4DR COIL REAR PROGRESSIVE RATE			
RE1380	1	2IN BUMPSTOP LWR FRT PAIR TJ/LJ/JK/XJ/ZJ			
RE1387	1	JK 2IN BUMPSTOP PAD RR JK			
RE15301	1	RE7123/RE7143 INST PACK 0			
RE1540	1	JK REAR BRAKE LINE SET 0			
RE1607	1	JK REAR LOWER TRACK BAR BRACKET			
RE1673	1	JK FRONT TRAC BAR 3.5IN LIFT ADJUSTABLE			
RE3751	1	JK FRONT LOWER ADJUSTABLE ARMS			
RE3752	1	JK SUPER FRT UPPER ADJ AR 0			
RE3756	1	JK REAR LOWER ADJUSTABLE ARMS			
RE3757	1	JK SF 2 REAR UPPER ADJST ARMS PAIR			
RE7147PM 3.5IN SUPER-FLEX PC KIT 4D W/MONO TUBE SHOCKS					
RE7147P	-	3.5IN SUPER-FLEX PC KIT 4D NO SHOCKS			
RXJ713	2	MONO TUBE JK FRONT 2IN-3I STEM/LOOP E-25.1 C-15.2			
RXJ714	2	MONO TUBE JK REAR LOOP/LOOP E-24.8 C-15.1			
RE7147PT 3.5IN SUPER-FLEX PC KIT 4D W/TWIN TUBE SHOCKS					
RE7147P	-	3.5IN SUPER-FLEX PC KIT 4D NO SHOCKS			
RXT2621B	2	TWIN TUBE SHOCK BLACK 26.5-15.5 S/L			
RXT2620B	2	TWIN TUBE SHOCK BLACK 26.5-15.5 L/L			

RE7120

JK SUPER-FLEX ARM KIT - 2.5" 2-DOOR (NO SHOCKS)



PART#	QTY	DESCRIPTION	FOOTNOTES	MAX TIRE	REC. WHEEL
RE7121	1	2.5 STANDARD KIT JK 2DR JK 2DR	1,33,42,43	35X12.50	9"W 4.25"-5" BSM
RE3751	1	JK FRONT LOWER ADJUSTABLE ARMS			
RE3752	1	JK SUPER FRT UPPER ADJ AR 0			
RE3756	1	JK REAR LOWER ADJUSTABLE ARMS			
RE3757	1	JK SF 2 REAR UPPER ADJST ARMS PAIR			
RE1673	1	JK FRONT TRAC BAR 3.5IN LIFT ADJUSTABLE			
RE7125PM 2.5 SPRFLX ARM KIT JK 2DR W/MONO TUBE SHOCKS					
RE7120	-	2.5 SUPER-FLEX ARM KIT JK 2DR NO SHOCKS			
RXJ713	2	MONO TUBE JK FRONT 2IN-3I STEM/LOOP E-25.1 C-15.2			
RXJ714	2	MONO TUBE JK REAR LOOP/LOOP E-24.8 C-15.1			
RE7120T 2.5 SUPER-FLEX ARM KIT JK 2DR W/TWIN TUBE SHOCKS					
RE7120	-	2.5 SUPER-FLEX ARM KIT JK 2DR NO SHOCKS			
RXT2621B	2	TWIN TUBE SHOCK BLACK 26.5-15.5 S/L			
RXT2620B	2	TWIN TUBE SHOCK BLACK 26.5-15.5 L/L			

RE7140

JK SUPER-FLEX ARM KIT - 2.5" 4-DOOR (NO SHOCKS)



PART#	QTY	DESCRIPTION	FOOTNOTES	MAX TIRE	REC. WHEEL
RE7141	1	2.5 STANDARD KIT JK 4DR JK 4DR	1,33,42,43	35X12.50	9"W 4.25"-5" BSM
RE3751	1	JK FRONT LOWER ADJUSTABLE ARMS			
RE3752	1	JK SUPER FRT UPPER ADJ AR 0			
RE3756	1	JK REAR LOWER ADJUSTABLE ARMS			
RE3757	1	JK SF 2 REAR UPPER ADJST ARMS PAIR			
RE1673	1	JK FRONT TRAC BAR 3.5IN LIFT ADJUSTABLE			
RE7140M 2.5 SUPER-FLEX ARM KIT JK 4DR W/MONO TUBE SHOCKS					
RE7140	-	2.5 SUPER-FLEX ARM KIT JK 4DR NO SHOCKS			
RXJ713	2	MONO TUBE JK FRONT 2IN-3I STEM/LOOP E-25.1 C-15.2			
RXJ714	2	MONO TUBE JK REAR LOOP/LOOP E-24.8 C-15.1			
RE7140T 2.5 SUPER-FLEX ARM KIT JK 4DR W/TWIN TUBE SHOCKS					
RE7140	-	2.5 SUPER-FLEX ARM KIT JK 4DR NO SHOCKS			
RXT2621B	2	TWIN TUBE SHOCK BLACK 26.5-15.5 S/L			
RXT2620B	2	TWIN TUBE SHOCK BLACK 26.5-15.5 L/L			

SUPER-FLEX / SHORT ARM

RE7140P JK SUPER-FLEX KIT - 2.5" 4-DOOR ARMS (NO SHOCKS)



PART#	QTY	DESCRIPTION	FOOTNOTES	MAX TIRE	REC. WHEEL
RE7141P	1	2.5 PC STANDARD KIT JK 4DR NO SHOCKS	1,33,42,43	35X12.50	9"W 4.25"-5" BSM
RE3751	1	JK FRONT LOWER ADJUSTABLE ARMS			
RE3752	1	JK SUPER FRT UPPER ADJ AR O			
RE3756	1	JK REAR LOWER ADJUSTABLE ARMS			
RE3757	1	JK SF 2 REAR UPPER ADJUST ARMS PAIR			
RE1673	1	JK FRONT TRAC BAR 3.5IN LIFT ADJUSTABLE			
RE7140PM 2.5 PC SUPER-FLEX KIT JK 4DR ARMS W/ MONOTUBE SHOCKS					
RE7140P	-	2.5 PC SUPRFLX KIT JK 4DR ARMS W/NO SHOCKS			
RXJ713	2	MONO TUBE JK FRONT 2IN-3I STEM/LOOP E-25.1 C-15.2			
RXJ714	2	MONO TUBE JK REAR LOOP/LOOP E-24.8 C-15.1			
RE7140PT 2.5 PC SUPER-FLEX KIT JK 4DR ARMS W/ TWIN TUBE SHOCKS					
RE7140P	-	2.5 PC SUPRFLX KIT JK 4DR ARMS W/NO SHOCKS			
RXT2621B	2	TWIN TUBE SHOCK BLACK 26.5-15.5 S/L			
RXT2620B	2	TWIN TUBE SHOCK BLACK 26.5-15.5 L/L			

RE7127 JK SUPER-FLEX ARM KIT - 3.5" 2-DOOR (NO SHOCKS)



PART#	QTY	DESCRIPTION	FOOTNOTES	MAX TIRE	REC. WHEEL
RE1132	1	SWAY DISCO JK 2.5-6IN JK 2.5-6IN OF LIFT	1,38,39,43	35X12.50	9"W 3.75"-4.25" BSM
RE1157	1	S/B END LINKS RR JK 3.5+ JK			
RE1370	1	FRONT COIL SPRINGS JK FRONT COILS			
RE1375	1	JK 2.5IN 4DR COIL SPRG PR JK REAR COILS			
RE1380	1	2IN BUMSTOP LWR FRT PAIR T/J/L/JK/X/J/Z/J			
RE1387	1	JK 2IN BUMSTOP PAD RR PR JK			
RE15301	1	RE7123/RE7143 INST PACK O			
RE1540	1	JK REAR BRAKE LINE SET O			
RE1607	1	JK REAR LOWER TRACK BAR BRACKET			
RE1673	1	JK FRONT TRAC BAR 3.5IN LIFT ADJUSTABLE			
RE3751	1	JK FRONT LOWER ADJUSTABLE ARMS			
RE3752	1	JK SUPER FRT UPPER ADJ AR O			
RE3756	1	JK REAR LOWER ADJUSTABLE ARMS			
RE3757	1	JK SF 2 REAR UPPER ADJUST ARMS PAIR			
RE7127M 3.5IN SUPER-FLEX KIT 2D W/MONO TUBE SHOCKS					
RE7127	-	3.5IN SUPER-FLEX KIT 2D NO SHOCKS			
RXJ713	2	MONO TUBE JK FRONT 2IN-3I STEM/LOOP E-25.1 C-15.2			
RXJ714	2	MONO TUBE JK REAR LOOP/LOOP E-24.8 C-15.1			
RE7127T 3.5IN SUPER-FLEX KIT 2D W/TWIN TUBE SHOCKS					
RE7127	-	3.5IN SUPER-FLEX KIT 2D NO SHOCKS			
RXT2621B	2	TWIN TUBE SHOCK BLACK 26.5-15.5 S/L			
RXT2620B	2	TWIN TUBE SHOCK BLACK 26.5-15.5 L/L			

SUPER-FLEX / SHORT ARM

JK

RE7127P JK SUPER-FLEX ARM KIT • 3.5" 2-DOOR (NO SHOCKS)



RE1132	1	SWAY DISCO JK 2.5-6IN JK 2.5-6IN OF LIFT	1,38.39.43	35X12.50	9"W 3.75"-4.25" BSM
RE1157	1	S/B END LINKS RR JK 3.5+ JK			
RE1370P	1	FRONT COIL SPRINGS JK FRONT COILS			
RE1375P	1	JK 2.5IN 4DR COIL SPRG PR JK REAR COILS			
RE1380	1	2IN BUMPSTOP LWR FRT PAIR TJ/LJ/JK/XJ/ZJ			
RE1387	1	JK 2IN BUMPSTOP PAD RR PR JK			
RE15301	1	RE7123/RE7143 INST PACK 0			
RE1540	1	JK REAR BRAKE LINE SET 0			
RE1607	1	JK REAR LOWER TRACK BAR BRACKET			
RE1673	1	JK FRONT TRAC BAR 3.5IN LIFT ADJUSTABLE			
RE3751	1	JK FRONT LOWER ADJUSTABLE ARMS			
RE3752	1	JK SUPER FRT UPPER ADJ AR 0			
RE3756	1	JK REAR LOWER ADJUSTABLE ARMS			
RE3757	1	JK SF 2 REAR UPPER ADJST ARMS PAIR			
RE7127PM 3.5IN SUPER-FLEX KIT 2D W/MONO TUBE SHOCKS					
RE7127P	-	3.5IN SUPER-FLEX KIT 2D NO SHOCKS			
RXJ713	2	MONO TUBE JK FRONT 2IN-3I STEM/LOOP E-25.1 C-15.2			
RXJ714	2	MONO TUBE JK REAR LOOP/LOOP E-24.8 C-15.1			
RE7127PT 3.5IN SUPER-FLEX KIT 2D W/TWIN TUBE SHOCKS					
RE7127P	-	3.5IN SUPER-FLEX KIT 2D NO SHOCKS			
RXT2621B	2	TWIN TUBE SHOCK BLACK 26.5-15.5 S/L			
RXT2620B	2	TWIN TUBE SHOCK BLACK 26.5-15.5 L/L			

RE7128 JK SUPER-FLEX ARM KIT •4.5" 2-DOOR (NO SHOCKS)



PART#	QTY	DESCRIPTION	FOOTNOTES	MAX TIRE	REC. WHEEL
RE1132	1	SWAY DISCO JK 2.5-6IN JK 2.5-6IN OF LIFT	1,27,28,31,33	37X12.50	9"W 3.75"-4.25" BSM
RE1157	1	S/B END LINKS RR JK 3.5+ JK			
RE1371	1	JK 3.5IN 4DR COIL SPRG PR JK FRONT COILS			
RE1376	1	JK 3.5IN 4DR COIL SPRG PR JK REAR COILS			
RE1380	1	2IN BUMPSTOP LWR FRT PAIR TJ/LJ/JK/XJ/ZJ			
RE1387	1	JK 2IN BUMPSTOP PAD RR PR JK			
RE15302	1	JK FRT BRAKE LINE W/INST 0			
RE1540	1	JK REAR BRAKE LINE SET 0			
RE1607	1	JK REAR LOWER TRACK BAR BRACKET			
RE1675	1	JK FRONT TRACK BAR BRACK 0			
RE1680	1	JK FRNT EX DUTY ADJ.TRACK BAR			
RE2610	1	HD DRAG LINK KIT 2007-JK 0			
RE3751	1	JK FRONT LOWER ADJUSTABLE ARMS			
RE3752	1	JK SUPER FRT UPPER ADJ AR 0			
RE3756	1	JK REAR LOWER ADJUSTABLE ARMS			
RE3757	1	JK SF 2 REAR UPPER ADJST ARMS PAIR			
RE7128M 4.5IN SUPER-FLEX KIT 2D W/MONO TUBE SHOCKS					
RE7128	-	4.5IN SUPER-FLEX KIT 2D NO SHOCKS			
RXJ711	2	JK F MONOTUBE SHOCK 4IN+ STEM/LOOP E-28.2 C-17.2			
RXJ712	2	JK R MONOTUBE SHOCK 4IN+ LOOP/LOOP E-27.3 C-16.8			
RE7128M 4.5IN SUPER-FLEX KIT 2D W/MONO TUBE SHOCKS					
RE7128	-	4.5IN SUPER-FLEX KIT 2D NO SHOCKS			
RXT2621B	2	TWIN TUBE SHOCK BLACK 26.5-15.5 S/L			
RXT2620B	2	TWIN TUBE SHOCK BLACK 26.5-15.5 L/L			

SUPER-FLEX / SHORT ARM

RE7147

JK SUPER-FLEX KIT - 3.5" 4-DOOR (NO SHOCKS)



PART#	QTY	DESCRIPTION	FOOTNOTES	MAX TIRE	REC. WHEEL
RE1132	1	SWAY DISCO JK 2.5-6IN JK 2.5-6IN OF LIFT	1,38,39,43	35X12.50	9"W 3.75"-4.25" BSM
RE1157	1	S/B END LINKS RR JK 3.5+ JK			
RE1371	1	JK 3.5IN 4DR COIL SPRG PR JK FRONT COILS			
RE1376	1	JK 3.5IN 4DR COIL SPRG PR JK REAR COILS			
RE1380	1	2IN BUMPSTOP LWR FRT PAIR T/L/J/K/X/J/Z			
RE1387	1	JK 2IN BUMPSTOP PAD RR PR JK			
RE15301	1	RE7123/RE7143 INST PACK O			
RE1540	1	JK REAR BRAKE LINE SET O			
RE1607	1	JK REAR LOWER TRACK BAR BRACKET			
RE1673	1	JK FRONT TRAC BAR 3.5IN LIFT ADJUSTABLE			
RE3751	1	JK FRONT LOWER ADJUSTABLE ARMS			
RE3752	1	JK SUPER FRT UPPER ADJ AR O			
RE3756	1	JK REAR LOWER ADJUSTABLE ARMS			
RE3757	1	JK SF 2 REAR UPPER ADJST ARMS PAIR			
RE7147M		3.5IN SUPER-FLEX KIT 4D W/MONO TUBE SHOCKS			
RE7147	-	3.5IN SUPER-FLEX KIT 4D NO SHOCKS			
RXJ713	2	MONO TUBE JK FRONT 2IN-3I STEM/LOOP E-25.1 C-15.2			
RXJ714	2	MONO TUBE JK REAR LOOP/LOOP E-24.8 C-15.1			
RE7147T		3.5IN SUPER-FLEX KIT 4D W/TWIN TUBE SHOCKS			
RE7147	-	3.5IN SUPER-FLEX KIT 4D NO SHOCKS			
RXT2621B	2	TWIN TUBE SHOCK BLACK 26.5-15.5 S/L			
RXT2620B	2	TWIN TUBE SHOCK BLACK 26.5-15.5 L/L			

RE7148

JK SUPER-FLEX KIT - 4.5" 4-DOOR (NO SHOCKS)



PART#	QTY	DESCRIPTION	FOOTNOTES	MAX TIRE	REC. WHEEL
RE1132	1	SWAY DISCO JK 2.5-6IN JK 2.5-6IN OF LIFT	1,27,28,31,33	37X12.50	9"W 3.75"-4.25" BSM
RE1157	1	S/B END LINKS RR JK 3.5+ JK			
RE1372	1	JK 4.5IN 4DR COIL SPRG PR FRONT JK COILS			
RE1377	1	JK 4.5IN 4DR COIL SPRG PR REAR JK COILS			
RE1380	1	2IN BUMPSTOP LWR FRT PAIR T/L/J/K/X/J/Z			
RE1387	1	JK 2IN BUMPSTOP PAD RR PR JK			
RE15302	1	JK FRT BRAKE LINE W/INST O			
RE1540	1	JK REAR BRAKE LINE SET O			
RE1607	1	JK REAR LOWER TRACK BAR BRACKET			
RE1675	1	JK FRONT TRACK BAR BRACKE O			
RE1680	1	JK FRNT EX DUTY ADJ.TRACK BAR			
RE2610	1	HD DRAG LINK KIT 2007>JK O			
RE3751	1	JK FRONT LOWER ADJUSTABLE ARMS			
RE3752	1	JK SUPER FRT UPPER ADJ AR O			
RE3756	1	JK REAR LOWER ADJUSTABLE ARMS			
RE3757	1	JK SF 2 REAR UPPER ADJST ARMS PAIR			
RE7148M		4.5IN SUPER-FLEX KIT 4D W/MONO TUBE SHOCKS			
RE7148	-	4.5IN SUPER-FLEX KIT 4D NO SHOCKS			
RXJ711	2	JK F MONOTUBE SHOCK 4IN+ STEM/LOOP E-28.2 C-17.2			
RXJ712	2	JK R MONOTUBE SHOCK 4IN+ LOOP/LOOP E-27.3 C-16.8			
RE7148T		4.5IN SUPER-FLEX KIT 4D W/TWIN TUBE SHOCKS			
RE7148	-	4.5IN SUPER-FLEX KIT 4D NO SHOCKS			
RXT2621B	2	TWIN TUBE SHOCK BLACK 26.5-15.5 S/L			
RXT2620B	2	TWIN TUBE SHOCK BLACK 26.5-15.5 L/L			

SUPER-FLEX / SHORT ARM



RE7143

JK SUPER-FLEX SHORT ARM KIT • 3.5" 4-DOOR (NO SHOCKS)



PART#	QTY	DESCRIPTION	FOOTNOTES	MAX TIRE	REC. WHEEL
RE1132	1	SWAY DISCONNECTS JK 2.5-6" JK 2.5-6" OF LIFT	1, 33, 39, 41	35x12.50	9"W 3.75"-4.25" BSM
RE1157	1	SWAY BAR END LINKS REAR JK 3.5"-4.5"			
RE1371	1	COIL SPRINGS FRONT JK 3.5" 4DR/ JK 4.5" 2DR/PAIR			
RE1376	1	COIL SPRINGS REAR JK 3.5" 4DR/ JK 4.5" 2DR/PAIR			
RE1380	1	BUMP STOP LOWER FRONT/ REAR TJ/LJ/JK/XJ/ZJ 2.0"/PAIR			
RE1387	1	BUMP STOP PAD REAR JK 2.0"-4.5"/PAIR			
RE15301	1	BRAKE LINE SET SS FRONT 24" W/INSTRUCTIONS			
RE1540	1	BRAKE LINE SET SS REAR 20" JK			
RE1607	1	TRACK BAR BRACKET REAR JK 3.5"-4.5"			
RE1673	1	TRACK BAR ADJUSTABLE FRONT JK 3.5"+			
RE3750	1	CONTROL ARM FRONT FIXED LOWER SUPER-FLEX JK/ PAIR			
RE3752	1	CONTROL ARM FRONT ADJUST. UPPER SUPER-FLEX JK/ PAIR			
RE3755	1	CONTROL ARM REAR SUPER-FLEX LOWER FIXED JK/ PAIR			
RE3757	1	CONTROL ARM REAR ADJUST. UPPER SUPER-FLEX JK/ PAIR			

RE7143M SUPER-FLEX SHORT ARM KIT JK 4DR 3.5" WITH MONOTUBE SHOCKS

RE7143	-	SUPER-FLEX SHORT ARM KIT JK 4DR 3.5" (SEE ABOVE)			
RXJ713	2	RUBICON MONOTUBE SHOCK			
RXJ714	2	RUBICON MONOTUBE SHOCK			

RE7143T SUPER-FLEX SHORT ARM KIT JK 4DR 3.5" W/ TWIN TUBE SHOCKS

RE7143	-	SUPER-FLEX SHORT ARM KIT JK 2DR 3.5" (SEE ABOVE)			
RXT2420B	2	RUBICON TWIN TUBE SHOCK			
RXT2421B	2	RUBICON TWIN TUBE SHOCK			

RE7144

JK SUPER-FLEX SHORT ARM KIT • 4.5" 4-DOOR (NO SHOCKS)



PART#	QTY	DESCRIPTION	FOOTNOTES	MAX TIRE	REC. WHEEL
RE1132	1	SWAY DISCONNECTS JK 2.5-6" JK 2.5-6" OF LIFT	1, 33, 27, 29, 31	37x12.50	9"W 3.75"-4.25" BSM
RE1157	1	SWAY BAR END LINKS REAR JK 3.5"-4.5"			
RE1372	1	COIL SPRINGS FRONT JK 4.5" 4DR / JK 5.5" 2DR/PAIR			
RE1377	1	COIL SPRINGS REAR JK 4.5" 4DR/ JK 5.5" 2DR/PAIR			
RE1380	1	BUMP STOP LOWER FRONT/ REAR TJ/LJ/JK/XJ/ZJ 2.0"/PAIR			
RE1387	1	BUMP STOP PAD REAR JK 2.0"-4.5"/PAIR			
RE15302	1	BRAKE LINE SET SS FRONT 24" W/INSTRUCTIONS			
RE1540	1	BRAKE LINE SET SS REAR 20" JK			
RE1607	1	TRACK BAR BRACKET REAR JK 3.5"-4.5"			
RE1675	1	TRACK BAR BRACKET FRONT JK 3.5"+			
RE1680	1	TRACK BAR ADJUSTABLE EXTREME-DUTY FRONT JK 3.5"+			
RE2610	1	DRAGLINK CHROMOLY JK			
RE3750	1	CONTROL ARM FRONT FIXED LOWER SUPER-FLEX JK/ PAIR			
RE3752	1	CONTROL ARM FRONT ADJUST. UPPER SUPER-FLEX JK/ PAIR			
RE3755	1	CONTROL ARM REAR SUPER-FLEX LOWER FIXED JK/ PAIR			
RE3757	1	CONTROL ARM REAR ADJUST. UPPER SUPER-FLEX JK/ PAIR			

RE7144M SUPER-FLEX SHORT ARM KIT JK 4DR 4.5" WITH MONOTUBE SHOCKS

RE7144	-	SUPER-FLEX SHORT ARM KIT JK 4DR 4.5" (SEE ABOVE)			
RXJ711	2	RUBICON MONOTUBE SHOCK			
RXJ712	2	RUBICON MONOTUBE SHOCK			

RE7144T SUPER-FLEX SHORT ARM KIT JK 4DR 4.5" W/ TWIN TUBE SHOCKS

RE7144	-	SUPER-FLEX SHORT ARM KIT JK 2DR 3.5" (SEE ABOVE)			
RXT2620B	2	RUBICON TWIN TUBE SHOCK			
RXT2621B	2	RUBICON TWIN TUBE SHOCK			

STANDARD / COIL SUSPENSIONS

RE7121

JK STANDARD COIL SYSTEM • 2.5" 2-DOOR (SINGLE BOX KIT)



PART#	QTY	DESCRIPTION	FOOTNOTES	MAX TIRE	REC. WHEEL
-	-	SINGLE BOX KIT (NO KIT BOM)	1, 33, 42, 43	35X12.50	9"W 4.25"-5" BSM
RE7121M STANDARD COIL SYSTEM JK 2DR 2.5" WITH MONOTUBE SHOCKS					
RE7121	1	JK 2.5IN STANDARD COIL SYSTEM 2DR (SEE ABOVE)			
RXJ713B	2	RUBICON MONOTUBE SHOCK			
RXJ714B	2	RUBICON MONOTUBE SHOCK			
RE7121T STANDARD COIL SYSTEM JK 2DR 2.5" WITH TWIN TUBE SHOCKS					
RE7121	1	JK 2.5IN STANDARD COIL SYSTEM 2DR (SEE ABOVE)			
RXT2420B	2	RUBICON TWIN TUBE SHOCK			
RXT2421B	2	RUBICON TWIN TUBE SHOCK			

RE7122

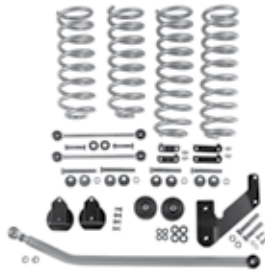
JK STANDARD SYSTEM • 3.5" 2-DOOR (NO SHOCKS)



PART#	QTY	DESCRIPTION	FOOTNOTES	MAX TIRE	REC. WHEEL
RE1157	1	SWAY BAR END LINKS REAR JK 3.5"-4.5"	1, 33, 39, 43	35X12.50	9"W 4.25"-5" BSM
RE1370	1	COIL SPRINGS FRONT JK 2.5" 4DR/ JK 3.5" 2DR/PAIR			
RE1375	1	COIL SPRINGS REAR JK 2.5" 4DR/ JK 3.5" 2DR/PAIR			
RE1380	1	BUMP STOP LOWER FRONT/ REAR TJ/LJ/JK/XJ/ZJ 2.0"/PAIR			
RE1387	1	BUMP STOP PAD REAR JK 2.0"-4.5"/PAIR			
RE1476	1	DEGREE CAM BOLT KIT FRONT LOWER JK/PAIR			
RE1477	1	DEGREE CAM BOLT KIT REAR LOWER JK/PAIR			
RE15071	1	BRAKE LINE RELOCATION BRACKETS W/INSTRUCTIONS FRONT JK			
RE1508	1	BRAKE LINE RELOCATION BRACKETS REAR JK			
RE1607	1	TRACK BAR BRACKET REAR JK 3.5"-4.5"			
RE1673	1	TRACK BAR ADJUSTABLE FRONT JK 3.5"+			
RE7122M STANDARD SYSTEM JK 2DR 3.5" WITH MONOTUBE SHOCKS					
RE7122	-	STANDARD SYSTEM JK 2DR 3.5" (SEE ABOVE)			
RXJ713	2	RUBICON MONOTUBE SHOCK			
RXJ714	2	RUBICON MONOTUBE SHOCK			
RE7122T STANDARD SYSTEM JK 2DR 3.5" WITH TWIN TUBE SHOCKS					
RE7122	-	STANDARD SYSTEM JK 2DR 3.5" (SEE ABOVE)			
RXT2420B	2	RUBICON TWIN TUBE SHOCK			
RXT2421B	2	RUBICON TWIN TUBE SHOCK			

STANDARD / COIL SUSPENSIONS

RE7122P JK STANDARD KIT • 3.5" 2-DOOR (NO SHOCKS)



PART#	QTY	DESCRIPTION	FOOTNOTES	MAX TIRE	REC. WHEEL
RE1157	1	S/B END LINKS RR JK 3.5+	1,38,39,43	35X12.50	9"W 3.75"-4.25" BSM
RE1370P	1	JK 2.5IN 4DR COIL FRONT			
RE1375P	1	JK 2.5IN 4DR COIL REAR			
RE1380	1	2IN BUMPSTOP LWR FRT PAIR			
RE1387	1	JK 2IN BUMPSTOP PAD RR PR			
RE1476	1	JK DEGREE CAM BOLT FRT PR			
RE1477	1	JK DEGREE CAM BOLT RR PR			
RE15071	1	RE7122/RE7142 INST PACK			
RE1508	1	JK REAR BRAKE LINE			
RE1607	1	JK REAR LOWER TRACK BAR			
RE1673	1	JK FRONT TRACK BAR			
RE7122PM	3.5 PC STANDARD KIT JK 2DR W/MONO TUBE SHOCKS				
RE7122P	1	3.5 PC STANDARD KIT JK2DR NO SHOCKS			
RXJ714	2	MONO TUBE JK REAR			
RXJ713	2	MONO TUBE JK FRONT 2IN-3I			
RE7122PT	3.5 PC STANDARD KIT JK 2DR W/TWIN TUBE SHOCKS				
RE7122P	1	3.5 PC STANDARD KIT JK2DR NO SHOCKS			
RXT2420B	2	TWIN TUBE SHOCK BLACK			
RXT2421B	2	TWIN TUBE SHOCK BLACK			

RE7141 JK STANDARD COIL SYSTEM • 2.5" 4-DOOR (SINGLE BOX KIT)



PART#	QTY	DESCRIPTION	FOOTNOTES	MAX TIRE	REC. WHEEL
-	-	Single Box Kit (No Kit BOM)	1, 33, 42, 43	35X12.50	9"W 4.25"-5" BSM
RE7141M	STANDARD COIL SYSTEM JK 4DR 2.5" WITH MONOTUBE SHOCKS				
RE7141	1	JK 2.5IN STANDARD COIL SYSTEM 4DR (SEE ABOVE)			
RXJ713	2	RUBICON MONOTUBE SHOCK			
RXJ714	2	RUBICON MONOTUBE SHOCK			
RE7141T	STANDARD COIL SYSTEM JK 4DR 2.5" WITH TWIN TUBE SHOCKS				
RE7141	1	JK 2.5IN STANDARD COIL SYSTEM 4DR (SEE ABOVE)			
RXT2420B	2	RUBICON TWIN TUBE SHOCK			
RXT2421B	2	RUBICON TWIN TUBE SHOCK			

RE7141P JK STANDARD KIT • 2.5" 4-DOOR (NO SHOCKS)



PART#	QTY	DESCRIPTION	FOOTNOTES	MAX TIRE	REC. WHEEL
RE7141P	1	2.5 PC STANDARD KIT JK4DR NO SHOCKS	1,33,42,43	35X12.50	9"W 4.25"-5" BSM
RE7141PM	2.5 PC STANDARD KIT JK4DR W/MONO TUBE SHOCKS				
RE7141P	-	2.5 PC STANDARD KIT JK4DR NO SHOCKS			
RXJ713	2	MONO TUBE JK FRONT 2IN-3I STEM/LOOP E-25.1 C-15.2			
RXJ714	2	MONO TUBE JK REAR LOOP/LOOP E-24.8 C-15.1			
RE7141PT	2.5 PC STANDARD KIT JK4DR W/TWIN TUBE SHOCKS				
RE7127P	-	3.5IN SUPER-FLEX PC KIT 2D NO SHOCKS			
RXT2621B	2	TWIN TUBE SHOCK BLACK 26.5-15.5 S/L			
RXT2620B	2	TWIN TUBE SHOCK BLACK 26.5-15.5 L/L			

STANDARD / COIL SUSPENSIONS

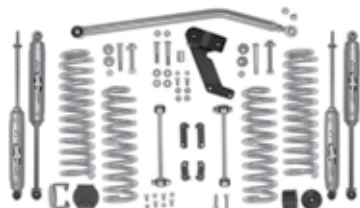
RE7142 JK STANDARD SYSTEM • 3.5" 4-DOOR (NO SHOCKS)



PART#	QTY	DESCRIPTION	FOOTNOTES	MAX TIRE	REC. WHEEL
RE1157	1	SWAY BAR END LINKS REAR JK 3.5"-4.5"	1, 33, 39, 43	35X12.50	9"W 4.25"-5" BSM
RE1371	1	COIL SPRINGS FRONT JK 3.5" 4DR/ JK 4.5" 2DR/PAIR			
RE1376	1	COIL SPRINGS REAR JK 3.5" 4DR/ JK 4.5" 2DR/PAIR			
RE1380	1	BUMP STOP LOWER FRONT/ REAR T1/LJ/JK/XJ/ZJ 2.0"/PAIR			
RE1387	1	BUMP STOP PAD REAR JK 2.0"-4.5"/PAIR			
RE1476	1	DEGREE CAM BOLT KIT FRONT LOWER JK/PAIR			
RE1477	1	DEGREE CAM BOLT KIT REAR LOWER JK/PAIR			
RE15071	1	BRAKE LINE RELOCATION BRACKETS W/INSTRUCTIONS FRONT JK			
RE1508	1	BRAKE LINE RELOCATION BRACKETS REAR JK			
RE1607	1	TRACK BAR BRACKET REAR JK 3.5"-4.5"			
RE1673	1	TRACK BAR ADJUSTABLE FRONT JK 3.5"+			
RE7142M	STANDARD SYSTEM JK 4DR 3.5" WITH MONOTUBE SHOCKS				
RE7142	-	STANDARD SYSTEM JK 4DR 3.5" (SEE ABOVE)			
RXJ713	2	RUBICON MONOTUBE SHOCK			
RXJ714	2	RUBICON MONOTUBE SHOCK			
RE7142T	STANDARD SYSTEM JK 4DR 3.5" WITH TWIN TUBE SHOCKS				
RE7142	-	STANDARD SYSTEM JK 4DR 3.5" (SEE ABOVE)			
RXT2420B	2	RUBICON TWIN TUBE SHOCK			
RXT2421B	2	RUBICON TWIN TUBE SHOCK			

STANDARD / COIL SUSPENSIONS

RE7142P		JK STANDARD KIT - 3.5" 4-DOOR (NO SHOCKS)						
PART#	QTY	DESCRIPTION	FOOTNOTES	MAX TIRE	REC. WHEEL			
RE1157	1	S/B END LINKS RR JK 3.5+	1,38,39,43	35X12.50	9"W 3.75"-4.25" BSM			
RE1371P	1	JK 3.5IN 4DR COIL FRONT						
RE1376P	1	JK 3.5IN 4DR COIL REAR						
RE1380	1	2IN BUMPSTOP LWR FRT PAIR						
RE1387	1	JK 2IN BUMPSTOP PAD RR PR						
RE1476	1	JK DEGREE CAM BOLT FRT PR						
RE1477	1	JK DEGREE CAM BOLT RR PR						
RE15071	1	RE7122/RE7142 INST PACK						
RE1508	1	JK REAR BRAKE LINE						
RE1607	1	JK REAR LOWER TRACK BAR						
RE1673	1	JK FRONT TRAC BAR						
RE7142PM		3.5 PC STANDARD KIT JK4DR W/MONO TUBE SHOCKS						
RE7142P	1	3.5 PC STANDARD KIT JK4DR NO SHOCKS						
RXJ714	2	MONO TUBE JK REAR						
RXJ713	2	MONO TUBE JK FRONT 2IN-3I						
RE7142PT		3.5 PC STANDARD KIT JK4DR W/TWIN TUBE SHOCKS						
RE7142P	1	3.5 PC STANDARD KIT JK4DR NO SHOCKS						
RXT2420B	2	TWIN TUBE SHOCK BLACK						
RXT2421B	2	TWIN TUBE SHOCK BLACK						



SPORT / COIL SUSPENSIONS

RE7125		JK SPORT SYSTEM - 3.5" 2-DOOR (NO SHOCKS)			
PART#	QTY	DESCRIPTION	FOOTNOTES	MAX TIRE	REC. WHEEL
RE1370	1	FRONT COIL SPRINGS JK FRONT COILS	1, 33, 39, 43	35X12.50	9"W 4.25"-5" BSM
RE1375	1	RR COIL 2.5IN4DR/3.5IN2DR JK REAR COILS			
RE1380	1	LOWER FRT/RR 2INBUMPSTOP TJ/LJ/JK/XJ/ZJ			
RE1387	1	REAR BUMP PAD JK			
RE1477	1	JK REAR UPPER CAM BOLT SET			
RE15071	1	RE7122/RE7142 INST PACK			
RE1508	1	JK REAR BRAKE LINE RELOCATION BRACKETS			
RE1607	1	JK REAR LOWER TRACK BAR BRACKET			
RE2621	1	HIGH STEER KIT JK 3.5IN OR MORE LIFT			
RE9800	1	DROP BRCKT FRT CONTRL ARM			
RE1157	1	REAR SWAY BAR END LINKS JK			



RE7125P		JK SPORT KIT - 3.5" 2-DOOR (NO SHOCKS)						
PART#	QTY	DESCRIPTION	FOOTNOTES	MAX TIRE	REC. WHEEL			
RE1157	1	S/B END LINKS RR JK 3.5+ JK	1,38,39,43	35X12.50	9"W 3.75"-4.25" BSM			
RE1370P	1	JK 2.5IN 4DR COIL FRONT PROGRESSIVE RATE						
RE1375P	1	JK 2.5IN 4DR COIL REAR PROGRESSIVE RATE						
RE1380	1	2IN BUMPSTOP LWR FRT PAIR TJ/LJ/JK/XJ/ZJ						
RE1387	1	JK 2IN BUMPSTOP PAD RR PR JK						
RE1477	1	JK DEGREE CAM BOLT RR PR CAM BOLT SET						
RE15071	1	RE7122/RE7142 INST PACK O						
RE1508	1	JK REAR BRAKE LINE RELOCATION BRACKETS						
RE1607	1	JK REAR LOWER TRACK BAR BRACKET						
RE9800	1	DROP BRCKT FRT CONTRL ARM O						
RE7125PM		3.5IN JK SPORT PC KIT 2DR W/MONO TUBE SHOCKS						
RE7125P	-	3.5IN JK SPORT PC KIT 2DR NO SHOCKS						
RXJ713	2	MONO TUBE JK FRONT 2IN-3I STEM/LOOP E-25.1 C-15.2						
RXJ714	2	MONO TUBE JK REAR LOOP/LOOP E-24.8 C-15.1						
RE7125PT		3.5IN JK SPORT PC KIT 2DR W/TWIN TUBE SHOCKS						
RE7125P	-	3.5IN JK SPORT PC KIT 2DR NO SHOCKS						
RXT2621B	2	TWIN TUBE SHOCK BLACK 26.5-15.5 S/L						
RXT2620B	2	TWIN TUBE SHOCK BLACK 26.5-15.5 L/L						



SPORT / COIL SUSPENSIONS

JK

RE7145

JK SPORT SYSTEM • 3.5" 4-DOOR (NO SHOCKS)



PART#	QTY	DESCRIPTION	FOOTNOTES	MAX TIRE	REC. WHEEL
RE1157	1	SWAY BAR END LINKS REAR JK 3.5"-4.5"	1, 33, 39, 43	35X12.50	9"W 4.25"-5" BSM
RE1371	1	COIL SPRINGS FRONT JK 3.5" 4DR/ JK 4.5" 2DR/PAIR			
RE1376	1	COIL SPRINGS REAR JK 3.5" 4DR/ JK 4.5" 2DR/PAIR			
RE1380	1	BUMP STOP LOWER FRONT/ REAR TJ/LJ/JK/XJ/ZJ 2.0"/PAIR			
RE1387	1	BUMP STOP PAD REAR JK 2.0"-4.5"/PAIR			
RE1477	1	DEGREE CAM BOLT KIT REAR LOWER JK/PAIR			
RE15071	1	BRAKE LINE RELOCATION BRACKETS W/INSTRUCTIONS FRONT JK			
RE1508	1	BRAKE LINE RELOCATION BRACKETS REAR JK			
RE1607	1	TRACK BAR BRACKET REAR JK 3.5"-4.5"			
RE9800	1	GEOMETRY CORRECTION BRACKETS			
RE2621	1	JK HIGH STEER KIT			
RE7146M		SPORT SYSTEM JK 4DR 3.5" WITH MONOTUBE SHOCKS			
RE7145	-	SPORT SYSTEM JK 4DR 3.5" (SEE ABOVE)			
RXJ713	2	RUBICON MONOTUBE SHOCK			
RXJ714	2	RUBICON MONOTUBE SHOCK			
RE7145T		SPORT SYSTEM JK 4DR 3.5" WITH TWIN TUBE SHOCKS			
RE7145	-	SPORT SYSTEM JK 4DR 3.5" (SEE ABOVE)			
RXT2420B	2	RUBICON TWIN TUBE SHOCK			
RXT2421B	2	RUBICON TWIN TUBE SHOCK			

RE7145P

JK SPORT KIT • 3.5" 2-DOOR (NO SHOCKS)



PART#	QTY	DESCRIPTION	FOOTNOTES	MAX TIRE	REC. WHEEL
RE1157	1	S/B END LINKS RR JK 3.5+ JK	1,38,39,43	35X12.50	9"W 3.75"-4.25" BSM
RE1370P	1	JK 2.5IN 4DR COIL FRONT PROGRESSIVE RATE			
RE1375P	1	JK 2.5IN 4DR COIL REAR PROGRESSIVE RATE			
RE1380	1	2IN BUMPSTOP LWR FRT PAIR TJ/LJ/JK/XJ/ZJ			
RE1387	1	JK 2IN BUMPSTOP PAD RR PR JK			
RE1477	1	JK DEGREE CAM BOLT RR PR CAM BOLT SET			
RE15071	1	RE7122/RE7142 INST PACK 0			
RE1508	1	JK REAR BRAKE LINE RELOCATION BRACKETS			
RE1607	1	JK REAR LOWER TRACK BAR BRACKET			
RE9800	1	DROP BRCKT FRT CONTRL ARM 0			
RE7125PM		3.5IN JK SPORT PC KIT 2DR W/MONO TUBE SHOCKS			
RE7125P	-	3.5IN JK SPORT PC KIT 2DR NO SHOCKS			
RXJ713	2	MONO TUBE JK FRONT 2IN-3I STEM/LOOP E-25.1 C-15.2			
RXJ714	2	MONO TUBE JK REAR LOOP/LOOP E-24.8 C-15.1			
RE7125PT		3.5IN JK SPORT PC KIT 2DR W/TWIN TUBE SHOCKS			
RE7125P	-	3.5IN JK SPORT PC KIT 2DR NO SHOCKS			
RXT2621B	2	TWIN TUBE SHOCK BLACK 26.5-15.5 S/L			
RXT2620B	2	TWIN TUBE SHOCK BLACK 26.5-15.5 L/L			

ECONOMY / SPACER SYSTEMS

RE7132 / RE7133

JK ECONOMY SYSTEMS • 2" & 2.5"



PART#	DESCRIPTION	FOOTNOTES	MAX TIRE	REC. WHEEL
RE7132	JK 2" SPACER SYSTEM (INCLUDES SHOCK EXTENSIONS)	1, 33, 43	33X12.50	9"W 4.25"-5" BSM
RE7133E	JK 2.5" SPACER SYSTEM (INCLUDES SHOCK EXTENSIONS)	1, 33, 43	33X12.50	9"W 4.25"-5" BSM
RE7133M	JK 2.5" SPACER SYSTEM (INCLUDES MONOTUBE SHOCKS)	1, 33, 43	33X12.50	9"W 4.25"-5" BSM
RE7133T	JK 2.5" SPACER SYSTEM (INCLUDES TWIN TUBE SHOCKS)	1, 33, 43	33X12.50	9"W 4.25"-5" BSM
RE7133T	JK 2.5" SPACER SYSTEM (INCLUDES TWIN TUBE SHOCKS)	1, 33, 43	33X12.50	9"W 4.25"-5" BSM

LEVELING / SPACER KIT

JK1301

JK LEVELING KIT • 1.5" FRONT/ REAR LIFT



PART#	DESCRIPTION	FOOTNOTES	MAX TIRE	REC. WHEEL
R/EJK1301	JK 1.5IN LEVELING KIT FRONT/ REAR LIFT	1,8,11,12,17, 23,32,33,36W	31X10.50	8"W 4"-4.75" BSM

EXTREME-DUTY / LONG ARM

RE7203


TJ EXTREME-DUTY LONG ARM KIT - 1997-02 - 3.5" (NO SHOCKS)



PART#	QTY	DESCRIPTION	FOOTNOTES	MAX TIRE	REC. WHEEL
RE1131	1	GEN2 SWAY BAR DISCONNECTS TJ 2.0"/3.5"/XJ/ZJ 4.5"-5.5"	1, 33, 4, 14, 24, 31	33X12.50	8"W 3.75"-4.5" BSM
RE1155	1	SWAY BAR END LINKS REAR TJ 3.5"-4.5"			
RE1363	1	COIL SPRINGS FRONT TJ 3.5"/PAIR			
RE1365	1	COIL SPRINGS REAR TJ 3.5"/PAIR			
RE1380	1	BUMP STOP LOWER FRONT/ REAR TJ/LJ/XJ/MJ/ZJ 2.0"/PAIR			
RE1385	1	BUMP STOP UPPER REAR TJ/LJ 2.0"/PAIR			
RE1517	1	BRAKE LINE SS REAR 24" TJ/LJ			
RE1550	1	BRAKE LINE SET SS FRONT 22" TJ/LJ/XJ/MJ/ZJ/CJ 82-86			
RE1600	1	TRACK BAR ADJUSTABLE FRONT TJ/LJ/XJ/MJ/ZJ 3.5"-4.5"			
RE1602	1	TRACK BAR BRACKET REAR TJ W/CV DRIVESHAFT 3.0"-5.5"			
RE1620	1	TRACK BAR ADJUSTABLE REAR TJ/LJ 3.5"+			
RE2035	1	SHOCK MOUNTS WELD-ON DROP POSITION TJ			
RE4000	1	CONT. ARM FRT ADJ. LOWER LEFT EXTREME-DUTY/ SINGLE			
RE4010	1	CONT. ARM FRT ADJ. LOWER RIGHT EXTREME-DUTY/ SINGLE			
RE4020	1	CONT. ARM FRT ADJ. UPPER EXTREME-DUTY TJ/LJ/XJ/MJ/ZJ/ PR			
RE4030	1	CONT. ARM REAR ADJUSTABLE LOWER EXTREME-DUTY/ PAIR			
RE4040	1	CONT. ARM REAR ADJUSTABLE UPPER EXTREME-DUTY/ PAIR			
RE4100	1	CROSSMEMBER EXTREME-DUTY TJ 97-02/ 1 OF 2			
RE4102	1	CROSSMEMBER EXTREME-DUTY TJ 97-02/ 2 OF 2			
RE7203M	EXTREME-DUTY LONG ARM KIT TJ 97-02 3.5" WITH MONOTUBE SHOCKS				
RE7203	-	EXTREME-DUTY LONG ARM KIT TJ 97-02 3.5" (SEE ABOVE)			
RXJ703B	2	RUBICON MONOTUBE SHOCK			
RXJ704B	2	RUBICON MONOTUBE SHOCK			
RE7203T	EXTREME-DUTY LONG ARM KIT TJ 97-02 3.5" WITH TWIN TUBE SHOCKS				
RE7203	-	EXTREME-DUTY LONG ARM KIT TJ 97-02 3.5" (SEE ABOVE)			
RXT2621B	2	RUBICON TWIN TUBE SHOCK			
RXT2420B	2	RUBICON TWIN TUBE SHOCK			

RE7204

TJ EXTREME-DUTY LONG ARM KIT - 1997-02 - 4.5" (NO SHOCKS)




PART#	QTY	DESCRIPTION	FOOTNOTES	MAX TIRE	REC. WHEEL
RE1131	1	GEN2 SWAY BAR DISCONNECTS TJ 4.5"-7.5"/XJ/ZJ 5.5"-7.5"	1, 33, 4, 14, 22, 24, 31	33X12.50	8"W 3.75"-4.5" BSM
RE1155	1	SWAY BAR END LINKS REAR TJ 3.5"-4.5"			
RE1355	1	COIL SPRINGS FRONT TJ 4.5"/PAIR			
RE1360	1	COIL SPRINGS REAR TJ 4.5"/PAIR			
RE1383	1	BUMP STOP LOWER FRONT/ REAR TJ/LJ/XJ/ZJ 3.0"/PAIR			
RE1385	1	BUMP STOP UPPER REAR TJ/LJ 2.0"/PAIR			
RE1517	1	BRAKE LINE SS REAR 24" TJ/LJ			
RE1550	1	BRAKE LINE SET SS FRONT 22" TJ/LJ/XJ/MJ/ZJ/CJ 82-86			
RE1602	1	TRACK BAR BRACKET REAR TJ W/CV DRIVESHAFT 3.0"-5.5"			
RE1610	1	TRACK BAR ADJUST. EXTREME-DUTY FRONT TJ/LJ 4.5"-7.5"			
RE1611	1	TRACK BAR BRACKET FRONT TJ/LJ 4.5"-7.5"			
RE1620	1	TRACK BAR ADJUSTABLE REAR TJ/LJ 3.5"+			
RE2035	1	SHOCK MOUNTS WELD-ON DROP POSITION TJ			
RE2500	1	PITMAN ARM YJ/TJ/LJ/XJ W/POWER STEERING 3.5"+			
RE4000	1	CONT. ARM FRT ADJ. LOWER LEFT EXTREME-DUTY/ SINGLE			
RE4010	1	CONT. ARM FRT ADJ. LOWER RIGHT EXTREME-DUTY/ SINGLE			
RE4020	1	CONT. ARM FRT ADJ. UPPER EXTREME-DUTY TJ/LJ/XJ/MJ/ZJ/ PAIR			
RE4030	1	CONTROL ARM REAR ADJUST. LOWER EXTREME-DUTY/ PAIR			
RE4040	1	CONTROL ARM REAR ADJUST. UPPER EXTREME-DUTY/ PAIR			
RE4100	1	CROSSMEMBER EXTREME-DUTY TJ 97-02/ 1 OF 2			
RE4102	1	CROSSMEMBER EXTREME-DUTY TJ 97-02/ 2 OF 2			
RE7204M	EXTREME-DUTY LONG ARM KIT TJ 97-02 4.5" WITH MONOTUBE SHOCKS				
RE7204	-	EXTREME-DUTY LONG ARM KIT TJ 97-02 4.5" (SEE ABOVE)			
RXJ701B	2	RUBICON MONOTUBE SHOCK			
RXJ704B	2	RUBICON MONOTUBE SHOCK			
RE7204T	EXTREME-DUTY LONG ARM KIT TJ 97-02 4.5" WITH TWIN TUBE SHOCKS				
RE7204	-	EXTREME-DUTY LONG ARM KIT TJ 97-02 4.5" (SEE ABOVE)			
RXT2621B	2	RUBICON TWIN TUBE SHOCK			
RXT2420B	2	RUBICON TWIN TUBE SHOCK			

EXTREME-DUTY / LONG ARM



RE7205


TJ EXTREME-DUTY LONG ARM KIT - 1997-02 - 5.5" (NO SHOCKS)



PART#	QTY	DESCRIPTION	FOOTNOTES	MAX TIRE	REC. WHEEL
RE1131	1	GEN2 SWAY BAR DISCONNECTS TJ 4.5"-7.5"/ XJ/ZJ 5.5"-7.5"	1, 33, 4, 14	35X12.50	8"W 3.75"-4.5" BSM
RE1156	1	SWAY BAR END LINKS REAR TJ 5.5"+	,24, 31		
RE1352	1	COIL SPRINGS FRONT TJ 5.5"/PAIR			
RE1353	1	COIL SPRINGS REAR TJ 5.5"/PAIR			
RE1383	1	BUMP STOP LOWER FRONT/ REAR TJ/LJ/XJ/ZJ 3.0"/PAIR			
RE1385	1	BUMP STOP UPPER REAR TJ/LJ 2.0"/PAIR			
RE1395	1	BUMP STOP UPPER FRONT/REAR TJ 2.0"+/PAIR			
RE1517	1	BRAKE LINE SS REAR 24" TJ/LJ			
RE1550	1	BRAKE LINE SET SS FRONT 22" TJ/LJ/XJ/MJ/ZJ/CJ 82-86			
RE1602	1	TRACK BAR BRACKET REAR TJ W/CV DRIVESHAFT 3.0"-5.5"			
RE1610	1	TRACK BAR ADJUST. EXTREME-DUTY FRONT TJ/LJ 4.5"-7.5"			
RE1611	1	TRACK BAR BRACKET FRONT TJ/LJ 4.5"-7.5"			
RE1620	1	TRACK BAR ADJUSTABLE REAR TJ/LJ 3.5"+			
RE2035	1	SHOCK MOUNTS WELD-ON DROP POSITION TJ			
RE2500	1	PITMAN ARM YJ/TJ/LJ/XJ W/POWER STEERING 3.5"+			
RE4000	1	CONT. ARM FRT ADJ. LOWER LEFT EXTREME-DUTY/ SINGLE			
RE4010	1	CONT. ARM FRT ADJ. LOWER RIGHT EXTREME-DUTY/ SINGLE			
RE4020	1	CONT. ARM FRT ADJ. UPPER EXT-DUTY TJ/LJ/XJ/MJ/ZJ/ PAIR			
RE4030	1	CONT.ARM REAR ADJUSTABLE LOWER EXTREME-DUTY/ PAIR			
RE4040	1	CONT. ARM REAR ADJUSTABLE UPPER EXTREME-DUTY/ PAIR			
RE4100	1	CROSSMEMBER EXTREME-DUTY TJ 97-02/ 1 OF 2			
RE4102	1	CROSSMEMBER EXTREME-DUTY TJ 97-02/ 2 OF 2			
RE7205M		EXTREME-DUTY LONG ARM KIT TJ 97-02 5.5" WITH MONOTUBE SHOCKS			
RE7205	-	EXTREME-DUTY LONG ARM KIT TJ 97-02 5.5" (SEE ABOVE)			
RXJ603B	2	RUBICON MONOTUBE SHOCK			
RXJ702B	2	RUBICON MONOTUBE SHOCK			

RE7213

TJ EXTREME-DUTY LONG ARM KIT - 2003-06 - 3.5" (NO SHOCKS)




PART#	QTY	DESCRIPTION	FOOTNOTES	MAX TIRE	REC. WHEEL
RE1131	1	GEN2 SWAY BAR DISCONNECTS TJ 2.0"-3.5"/ XJ/ZJ 4.5"-5.5"	1, 33, 4, 14,	33X12.50	8"W 3.75"-4.5" BSM
RE1155	1	SWAY BAR END LINKS REAR TJ 3.5"-4.5"	24, 31		
RE1363	1	COIL SPRINGS FRONT TJ 3.5"/PAIR			
RE1365	1	COIL SPRINGS REAR TJ 3.5"/PAIR			
RE1380	1	BUMP STOP LOWER FRONT/ REAR TJ/LJ/JK/XJ/ZJ 2.0"/PAIR			
RE1385	1	BUMP STOP UPPER REAR TJ/LJ 2.0"/PAIR			
RE1517	1	BRAKE LINE SS REAR 24" TJ/LJ			
RE1550	1	BRAKE LINE SET SS FRONT 22" TJ/LJ/XJ/MJ/ZJ/CJ 82-86			
RE1600	1	TRACK BAR ADJUSTABLE FRONT TJ/LJ/XJ/MJ/ZJ 3.5"-4.5"			
RE1602	1	TRACK BAR BRACKET REAR TJ W/CV DRIVESHAFT 3.0"-5.5"			
RE1620	1	TRACK BAR ADJUSTABLE REAR TJ/LJ 3.5"+			
RE2035	1	SHOCK MOUNTS WELD-ON DROP POSITION TJ			
RE4000	1	CONT. ARM FRT ADJ. LOWER LEFT EXTREME-DUTY/ SINGLE			
RE4010	1	CONT. ARM FRT ADJ. LOWER RIGHT EXTREME-DUTY/ SINGLE			
RE4020	1	CONT. ARM FRT ADJ. UPPER EXT-DUTY TJ/LJ/XJ/MJ/ZJ/ PAIR			
RE4030	1	CONT. ARM REAR ADJUSTABLE LOWER EXTREME-DUTY/ PAIR			
RE4040	1	CONT. ARM REAR ADJUSTABLE UPPER EXTREME-DUTY/ PAIR			
RE4200	1	CROSSMEMBER EXTREME-DUTY TJ 03-06/ 1 OF 2			
RE4202	1	CROSSMEMBER EXTREME-DUTY TJ 03-06/ 2 OF 2			
RE7213M		EXTREME-DUTY LONG ARM KIT TJ 03-06 3.5" WITH MONOTUBE SHOCKS			
RE7213	-	EXTREME-DUTY LONG ARM KIT TJ 03-06 3.5" (SEE ABOVE)			
RXJ703B	2	RUBICON MONOTUBE SHOCK			
RXJ704B	2	RUBICON MONOTUBE SHOCK			
RE7213T		EXTREME-DUTY LONG ARM KIT TJ 03-06 3.5" WITH TWIN TUBE SHOCKS			
RE7213	-	EXTREME-DUTY LONG ARM KIT TJ 03-06 3.5" (SEE ABOVE)			
RXT2621B	2	RUBICON TWIN TUBE SHOCK			
RXT2420B	2	RUBICON TWIN TUBE SHOCK			

EXTREME-DUTY / LONG ARM

RE7214


TJ EXTREME-DUTY LONG ARM KIT • 2003-06 • 4.5" (NO SHOCKS)



PART#	QTY	DESCRIPTION	FOOTNOTES	MAX TIRE	REC. WHEEL
RE1131	1	GEN2 SWAY BAR DISCONNECTS TJ 4.5"-7.5"/ XJ/ZJ 5.5"-7.5"	1, 33, 4, 14, 22, 24, 31	33X12.50	8"W 3.75"-4.5" BSM
RE1155	1	SWAY BAR END LINKS REAR TJ 3.5"-4.5"			
RE1355	1	COIL SPRINGS FRONT TJ 4.5"/PAIR			
RE1360	1	COIL SPRINGS REAR TJ 4.5"/PAIR			
RE1383	1	BUMP STOP LOWER FRONT/ REAR TJ/LJ/XJ/ZJ 3.0"/PAIR			
RE1385	1	BUMP STOP UPPER REAR TJ/LJ 2.0"/PAIR			
RE1517	1	BRAKE LINE SS REAR 24" TJ/LJ			
RE1550	1	BRAKE LINE SET SS FRONT 22" TJ/LJ/XJ/MJ/ZJ/CJ 82-86			
RE1602	1	TRACK BAR BRACKET REAR TJ W/CV DRIVESHAFT 3.0"-5.5"			
RE1610	1	TRACK BAR ADJUST. EXTREME-DUTY FRONT TJ/LJ 4.5"-7.5"			
RE1611	1	TRACK BAR BRACKET FRONT TJ/LJ 4.5"-7.5"			
RE1620	1	TRACK BAR ADJUSTABLE REAR TJ/LJ 3.5"+			
RE2035	1	SHOCK MOUNTS WELD-ON DROP POSITION TJ			
RE2500	1	PITMAN ARM YJ/TJ/LJ/XJ W/POWER STEERING 3.5"+			
RE4000	1	CONT. ARM FRT ADJ. LOWER LEFT EXTREME-DUTY/ SINGLE			
RE4010	1	CONT. ARM FRT ADJ. LOWER RIGHT EXTREME-DUTY/ SINGLE			
RE4020	1	CONT. ARM FRT ADJ. UPPER EXTREME-DUTY TJ/LJ/XJ/MJ/ZJ/ PR			
RE4030	1	CONT. ARM REAR ADJUSTABLE LOWER EXTREME-DUTY/ PAIR			
RE4040	1	CONT. ARM REAR ADJUSTABLE UPPER EXTREME-DUTY/ PAIR			
RE4200	1	CROSSMEMBER EXTREME-DUTY TJ 03-06/ 1 OF 2			
RE4202	1	CROSSMEMBER EXTREME-DUTY TJ 03-06/ 2 OF 2			
RE7214M		EXTREME-DUTY LONG ARM KIT TJ 03-06 4.5" with MONOTUBE SHOCKS			
RE7214	-	EXTREME-DUTY LONG ARM KIT TJ 03-06 4.5" (SEE ABOVE)			
RXJ701B	2	RUBICON MONOTUBE SHOCK			
RXJ704B	2	RUBICON MONOTUBE SHOCK			
RE7214T		EXTREME-DUTY LONG ARM KIT TJ 03-06 4.5" with TWIN TUBE SHOCKS			
RE7214	-	EXTREME-DUTY LONG ARM KIT TJ 03-06 4.5" (SEE ABOVE)			
RXT2621B	2	RUBICON TWIN TUBE SHOCK			
RXT2420B	2	RUBICON TWIN TUBE SHOCK			

RE7215

TJ EXTREME-DUTY LONG ARM KIT • 2003-06 • 5.5" (NO SHOCKS)



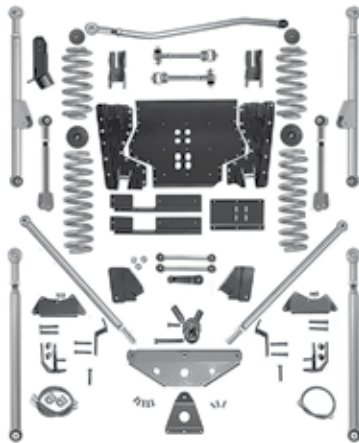
PART#	QTY	DESCRIPTION	FOOTNOTES	MAX TIRE	REC. WHEEL
RE1131	1	GEN2 SWAY BAR DISCONNECTS TJ 4.5"-7.5"/ XJ/ZJ 5.5"-7.5"	1, 33, 4, 14, 24, 31	35X12.50	8"W 3.75"-4.5" BSM
RE1156	1	SWAY BAR END LINKS REAR TJ 5.5"+			
RE1352	1	COIL SPRINGS FRONT TJ 5.5"/PAIR			
RE1353	1	COIL SPRINGS REAR TJ 5.5"/PAIR			
RE1383	1	BUMP STOP LOWER FRONT/ REAR TJ/LJ/XJ/ZJ 3.0"/PAIR			
RE1385	1	BUMP STOP UPPER REAR TJ/LJ 2.0"/PAIR			
RE1395	1	BUMP STOP UPPER FRONT/REAR TJ 2.0"/PAIR			
RE1517	1	BRAKE LINE SS REAR 24" TJ/LJ			
RE1550	1	BRAKE LINE SET SS FRONT 22" TJ/LJ/XJ/MJ/ZJ/CJ 82-86			
RE1602	1	TRACK BAR BRACKET REAR TJ W/CV DRIVESHAFT 3.0"-5.5"			
RE1610	1	TRACK BAR ADJUST. EXTREME-DUTY FRONT TJ/LJ 4.5"-7.5"			
RE1611	1	TRACK BAR BRACKET FRONT TJ/LJ 4.5"-7.5"			
RE1620	1	TRACK BAR ADJUSTABLE REAR TJ/LJ 3.5"+			
RE2035	1	SHOCK MOUNTS WELD-ON DROP POSITION TJ			
RE2500	1	PITMAN ARM YJ/TJ/LJ/XJ W/POWER STEERING 3.5"+			
RE4000	1	CONT. ARM FRT ADJ. LOWER LEFT EXTREME-DUTY/ SINGLE			
RE4010	1	CONT. ARM FRT ADJ. LOWER RIGHT EXTREME-DUTY/ SINGLE			
RE4020	1	CONT. ARM FRT ADJ. UPPER EXTREME-DUTY TJ/LJ/XJ/MJ/ZJ/ PR			
RE4030	1	CONT. ARM REAR ADJUSTABLE LOWER EXTREME-DUTY/ PAIR			
RE4040	1	CONT. ARM REAR ADJUSTABLE UPPER EXTREME-DUTY/ PAIR			
RE4200	1	CROSSMEMBER EXTREME-DUTY TJ 03-06/ 1 OF 2			
RE4202	1	CROSSMEMBER EXTREME-DUTY TJ 03-06/ 2 OF 2			
RE7215M		EXTREME-DUTY LONG ARM KIT TJ 03-06 5.5" with MONOTUBE SHOCKS			
RE7215	-	EXTREME-DUTY LONG ARM KIT TJ 03-06 5.5" (SEE ABOVE)			
RXJ603B	2	RUBICON MONOTUBE SHOCK			
RXJ702B	2	RUBICON MONOTUBE SHOCK			

EXTREME-DUTY / LONG ARM



RE7504

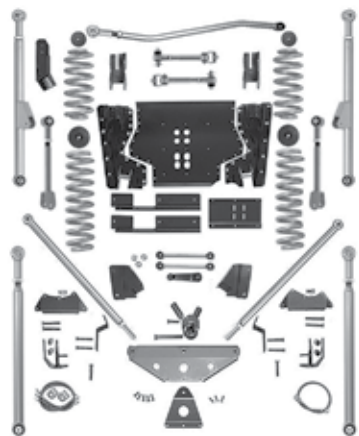
TJ LONG ARM TRI-LINK KIT - 1997-02 - 4.5" (NO SHOCKS)



PART#	QTY	DESCRIPTION	FOOTNOTES	MAX TIRE	REC. WHEEL
RE1131	1	GEN2 SWAY BAR DISCONNECTS TJ 4.5"-7.5"/XJ/ZJ 5.5"-7.5"	1, 33, 4, 14,	33X12.50	8"W 3.75"-4.5" BSM
RE1155	1	SWAY BAR END LINKS REAR TJ 3.5"-4.5"	22, 24, 26, 31		
RE1355	1	COIL SPRINGS FRONT TJ 4.5"/PAIR			
RE1360	1	COIL SPRINGS REAR TJ 4.5"/PAIR			
RE1383	1	BUMP STOP LOWER FRONT/ REAR TJ/LJ/XJ/ZJ 3.0"/PAIR			
RE1385	1	BUMP STOP UPPER REAR TJ/LJ 2.0"/PAIR			
RE1395	1	BUMP STOP UPPER FRONT/REAR TJ 2.0"/PAIR			
RE1517	1	BRAKE LINE SS REAR 24" TJ/LJ			
RE1550	1	BRAKE LINE SET SS FRONT 22" TJ/LJ/XJ/MJ/ZJ/CJ 82-86			
RE1610	1	TRACK BAR ADJ. EXTREME-DUTY FRONT TJ/LJ 4.5"-7.5"			
RE1611	1	TRACK BAR BRACKET FRONT TJ/LJ 4.5"-7.5"			
RE2035	1	SHOCK MOUNTS WELD-ON DROP POSITION TJ			
RE2500	1	PITMAN ARM YJ/TJ/LJ/XJ W/POWER STEERING 3.5"+			
RE4000	1	CONT. ARM FRT ADJ. LOWER LEFT EXTREME-DUTY/ SINGLE			
RE4010	1	CONT. ARM FRT ADJ. LOWER RIGHT EXTREME-DUTY/ SINGLE			
RE4020	1	CONT. ARM FRT ADJ. UPPER EXTREME-DUTY TJ/LJ/XJ/MJ/ZJ/ PR			
RE4030	1	CONTROL ARM REAR ADJUST. LOWER EXTREME-DUTY/ PAIR			
RE4045	1	CONTROL ARM REAR UPPER TRI-LINK TJ/LJ/ PAIR			
RE4100	1	CROSSMEMBER EXTREME-DUTY TJ 97-02/ 1 OF 2			
RE4102	1	CROSSMEMBER EXTREME-DUTY TJ 97-02/ 2 OF 2			
RE4400	1	TRUSS KIT REAR TRI-LINK TJ 97-02			
RE7504M		LONG ARM TRI-LINK KIT TJ 97-02 4.5" WITH MONOTUBE SHOCKS			
RE7504	-	LONG ARM TRI-LINK KIT TJ 97-02 4.5" (SEE ABOVE)			
RXJ701B	2	RUBICON MONOTUBE SHOCK			
RXJ704B	2	RUBICON MONOTUBE SHOCK			
RE7504T		LONG ARM TRI-LINK KIT TJ 97-02 4.5" WITH TWIN TUBE SHOCKS			
RE7504	-	LONG ARM TRI-LINK KIT TJ 97-02 4.5" (SEE ABOVE)			
RXT2621B	2	RUBICON TWIN TUBE SHOCK			
RXT2420B	2	RUBICON TWIN TUBE SHOCK			

RE7505

TJ LONG ARM TRI-LINK KIT - 1997-02 - 5.5" (NO SHOCKS)

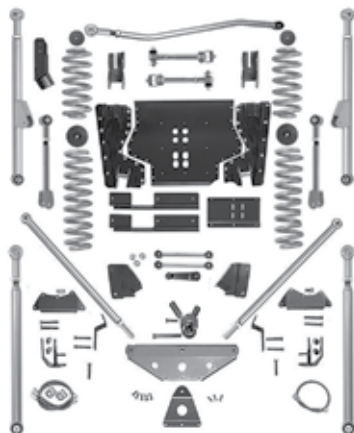


PART#	QTY	DESCRIPTION	FOOTNOTES	MAX TIRE	REC. WHEEL
RE1131	1	GEN2 SWAY BAR DISCONNECTS TJ 4.5"-7.5"/XJ/ZJ 5.5"-7.5"	1, 33, 4, 14,	35X12.50	8"W 3.75"-4.5" BSM
RE1156	1	SWAY BAR END LINKS REAR TJ 5.5"+	24, 26, 31		
RE1352	1	COIL SPRINGS FRONT TJ 5.5"/PAIR			
RE1353	1	COIL SPRINGS REAR TJ 5.5"/PAIR			
RE1383	1	BUMP STOP LOWER FRONT/ REAR TJ/LJ/XJ/ZJ 3.0"/PAIR			
RE1385	1	BUMP STOP UPPER REAR TJ/LJ 2.0"/PAIR			
RE1395	1	BUMP STOP UPPER FRONT/REAR TJ 2.0"/PAIR			
RE1517	1	BRAKE LINE SS REAR 24" TJ/LJ			
RE1550	1	BRAKE LINE SET SS FRONT 22" TJ/LJ/XJ/MJ/ZJ/CJ 82-86			
RE1610	1	TRACK BAR ADJUST. EXTREME-DUTY FRONT TJ/LJ 4.5"-7.5"			
RE1611	1	TRACK BAR BRACKET FRONT TJ/LJ 4.5"-7.5"			
RE2035	1	SHOCK MOUNTS WELD-ON DROP POSITION TJ			
RE2500	1	PITMAN ARM YJ/TJ/LJ/XJ W/POWER STEERING 3.5"+			
RE4000	1	CONT. ARM FRT ADJ. LOWER LEFT EXTREME-DUTY/ SINGLE			
RE4010	1	CONT. ARM FRT ADJ. LOWER RIGHT EXTREME-DUTY/ SINGLE			
RE4020	1	CONT. ARM FRT ADJ. UPPER EXT-DUTY TJ/LJ/XJ/MJ/ZJ/ PAIR			
RE4030	1	CONTROL ARM REAR ADJ. LOWER EXTREME-DUTY/ PAIR			
RE4045	1	CONTROL ARM REAR UPPER TRI-LINK TJ/LJ/ PAIR			
RE4100	1	CROSSMEMBER EXTREME-DUTY TJ 97-02/ 1 OF 2			
RE4102	1	CROSSMEMBER EXTREME-DUTY TJ 97-02/ 2 OF 2			
RE4400	1	TRUSS KIT REAR TRI-LINK TJ 97-02			
RE7505M		LONG ARM TRI-LINK KIT TJ 97-02 5.5" WITH MONOTUBE SHOCKS			
RE7505	-	LONG ARM TRI-LINK KIT TJ 97-02 5.5" (SEE ABOVE)			
RXJ603B	2	RUBICON MONOTUBE SHOCK			
RXJ702B	2	RUBICON MONOTUBE SHOCK			

EXTREME-DUTY / LONG ARM

RE7514

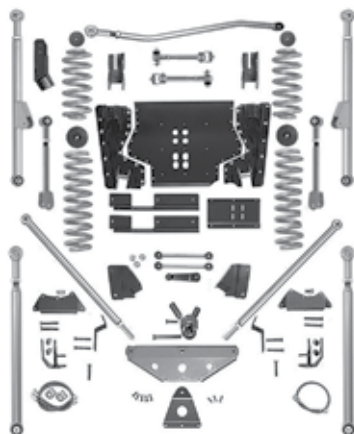
TJ LONG ARM TRI-LINK KIT • 2003-06 • 4.5" (NO SHOCKS)



PART#	QTY	DESCRIPTION	FOOTNOTES	MAX TIRE	REC. WHEEL
RE1131	1	GEN2 SWAY BAR DISCONNECTS TJ 4.5"-7.5"/ XJ/ZJ 5.5"-7.5"	1, 33, 4, 14,	33X12.50	8"W 3.75"-4.5" BSM
RE1155	1	SWAY BAR END LINKS REAR TJ 3.5"-4.5"	22, 24, 26, 31		
RE1355	1	COIL SPRINGS FRONT TJ 4.5"/PAIR			
RE1360	1	COIL SPRINGS REAR TJ 4.5"/PAIR			
RE1383	1	BUMP STOP LOWER FRONT/ REAR TJ/LJ/XJ/ZJ 3.0"/PAIR			
RE1385	1	BUMP STOP UPPER REAR TJ/LJ 2.0"/PAIR			
RE1517	1	BRAKE LINE SS REAR 24" TJ/LJ			
RE1550	1	BRAKE LINE SET SS FRONT 22" TJ/LJ/XJ/MJ/ZJ/CJ 82-86			
RE1610	1	TRACK BAR ADJUST.EXTREME-DUTY FRONT TJ/LJ 4.5"-7.5"			
RE1611	1	TRACK BAR BRACKET FRONT TJ/LJ 4.5"-7.5"			
RE2035	1	SHOCK MOUNTS WELD-ON DROP POSITION TJ			
RE2500	1	PITMAN ARM YJ/TJ/LJ/XJ W/POWER STEERING 3.5"+			
RE4000	1	CONT. ARM FRT ADJ. LOWER LEFT EXTREME-DUTY/ SINGLE			
RE4010	1	CONT. ARM FRT ADJ. LOWER RIGHT EXTREME-DUTY/ SINGLE			
RE4020	1	CONT. ARM FRT ADJ. UPPER EXTREME-DUTY TJ/LJ/XJ/MJ/ZJ/ PR			
RE4030	1	CONT. ARM REAR ADJUSTABLE LOWER EXTREME-DUTY/ PAIR			
RE4045	1	CONTROL ARM REAR UPPER TRI-LINK TJ/LJ/ PAIR			
RE4200	1	CROSSMEMBER EXTREME-DUTY TJ 03-06/ 1 OF 2			
RE4202	1	CROSSMEMBER EXTREME-DUTY TJ 03-06/ 2 OF 2			
RE4405	1	TRUSS KIT REAR TRI-LINK TJ 03-06			
RE7514M LONG ARM TRI-LINK KIT TJ 03-06 4.5" WITH MONOTUBE SHOCKS					
RE7514	-	LONG ARM TRI-LINK KIT TJ 03-06 4.5"(SEE ABOVE)			
RXJ701B	2	RUBICON MONOTUBE SHOCK			
RXJ704B	2	RUBICON MONOTUBE SHOCK			
RE7514T LONG ARM TRI-LINK KIT TJ 03-06 4.5" WITH TWIN TUBE SHOCKS					
RE7514	-	LONG ARM TRI-LINK KIT TJ 03-06 4.5" (SEE ABOVE)			
RXT2621B	2	RUBICON TWIN TUBE SHOCK			
RXT2420B	2	RUBICON TWIN TUBE SHOCK			

RE7515

TJ LONG ARM TRI-LINK KIT • 2003-06 • 5.5" (NO SHOCKS)



PART#	QTY	DESCRIPTION	FOOTNOTES	MAX TIRE	REC. WHEEL
RE1131	1	GEN2 SWAY BAR DISCONNECTS TJ 4.5"-7.5"/ XJ/ZJ 5.5"-7.5"	1, 33, 4, 14,	35X12.50	8"W 3.75"-4.5" BSM
RE1156	1	SWAY BAR END LINKS REAR TJ 5.5"+	24, 26, 31		
RE1352	1	COIL SPRINGS FRONT TJ 5.5"/PAIR			
RE1353	1	COIL SPRINGS REAR TJ 5.5"/PAIR			
RE1383	1	BUMP STOP LOWER FRONT/ REAR TJ/LJ/XJ/ZJ 3.0"/PAIR			
RE1385	1	BUMP STOP UPPER REAR TJ/LJ 2.0"/PAIR			
RE1395	1	BUMP STOP UPPER FRONT/REAR TJ 2.0"/PAIR			
RE1517	1	BRAKE LINE SS REAR 24" TJ/LJ			
RE1550	1	BRAKE LINE SET SS FRONT 22" TJ/LJ/XJ/MJ/ZJ/CJ 82-86			
RE1610	1	TRACK BAR ADJ. EXTREME-DUTY FRONT TJ/LJ 4.5"-7.5"			
RE1611	1	TRACK BAR BRACKET FRONT TJ/LJ 4.5"-7.5"			
RE2035	1	SHOCK MOUNTS WELD-ON DROP POSITION TJ			
RE2500	1	PITMAN ARM YJ/TJ/LJ/XJ W/POWER STEERING 3.5"+			
RE4000	1	CONT. ARM FRT ADJ. LOWER LEFT EXTREME-DUTY/ SINGLE			
RE4010	1	CONT. ARM FRT ADJ. LOWER RIGHT EXTREME-DUTY/ SINGLE			
RE4020	1	CONT. ARM FRT ADJ. UPPER EXTREME-DUTY TJ/LJ/XJ/MJ/ZJ/ PR			
RE4030	1	CONT. ARM FRT ADJ. LOWER EXTREME-DUTY/ PAIR			
RE4045	1	CONTROL ARM REAR UPPER TRI-LINK TJ/LJ/ PAIR			
RE4200	1	CROSSMEMBER EXTREME-DUTY TJ 03-06/ 1 OF 2			
RE4202	1	CROSSMEMBER EXTREME-DUTY TJ 03-06/ 2 OF 2			
RE4405	1	TRUSS KIT REAR TRI-LINK TJ 03-06			
RE4202	1	CROSSMEMBER EXTREME-DUTY TJ 03-06/ 2 OF 2			
RE7515M LONG ARM TRI-LINK KIT TJ 03-06 5.5" WITH MONOTUBE SHOCKS					
RE7515	-	LONG ARM TRI-LINK KIT TJ 03-06 5.5" (SEE ABOVE)			
RXJ603B	2	RUBICON MONOTUBE SHOCK			
RXJ702B	2	RUBICON MONOTUBE SHOCK			

EXTREME-DUTY / LONG ARM WITH REAR TRACK BAR



RE7223

LJ EXTREME-DUTY LONG ARM KIT - 2004-06 - 3.5" (NO SHOCKS)



PART#	QTY	DESCRIPTION	FOOTNOTES	MAX TIRE	REC. WHEEL
RE1131	1	GEN2 SWAY BAR DISCONNECTS TJ 4.5"-7.5"/ XJ/ZJ 5.5"-7.5"	1, 33, 3, 14,	33X12.50	8"W 3.75"-4.5" BSM
RE1155	1	SWAY BAR END LINKS REAR TJ 3.5"-4.5"	24, 31		
RE1363	1	COIL SPRINGS FRONT TJ 3.5"/PAIR			
RE1365	1	COIL SPRINGS REAR TJ 3.5"/PAIR			
RE1380	1	BUMP STOP LOWER FRONT/ REAR TJ/LJ/JK/XJ/ZJ 2.0"/PAIR			
RE1385	1	BUMP STOP UPPER REAR TJ/LJ 2.0"/PAIR			
RE1517	1	BRAKE LINE SS REAR 24" TJ/LJ			
RE1550	1	BRAKE LINE SET SS FRONT 22" TJ/LJ/XJ/MJ/ZJ/CJ 82-86			
RE1600	1	TRACK BAR ADJUSTABLE FRONT TJ/LJ/XJ/MJ/ZJ 3.5"-4.5"			
RE1602	1	TRACK BAR BRACKET REAR TJ W/CV DRIVESHAFT 3.0"-5.5"			
RE1620	1	TRACK BAR ADJUSTABLE REAR TJ/LJ 3.5"+			
RE2035	1	SHOCK MOUNTS WELD-ON DROP POSITION TJ			
RE4000	1	CONT. ARM FRT ADJ. LOWER LEFT EXTREME-DUTY/ SINGLE			
RE4010	1	CONT. ARM FRT ADJ. LOWER RIGHT EXTREME-DUTY/ SINGLE			
RE4020	1	CONT. ARM FRT ADJ. UPPER EXTREME-DUTY TJ/LJ/XJ/MJ/ZJ/ PAIR			
RE4050	1	CONT. ARM REAR ADJUST. LOWER EXTREME-DUTY LJ/ PAIR			
RE4060	1	CONT. ARM REAR ADJUST. UPPER EXTREME-DUTY LJ/ PAIR			
RE4200	1	CROSSMEMBER EXTREME-DUTY TJ 03-06/ 1 OF 2			
RE4202	1	CROSSMEMBER EXTREME-DUTY TJ 03-06/ 2 OF 2			
RE7223M	EXTREME-DUTY LONG ARM KIT LJ 04-06 3.5" WITH MONOTUBE SHOCKS				
RE7223	-	EXTREME-DUTY LONG ARM KIT LJ 04-06 3.5" (SEE ABOVE)			
RXJ703B	2	RUBICON MONOTUBE SHOCK			
RXJ704B	2	RUBICON MONOTUBE SHOCK			
RE7223T	EXTREME-DUTY LONG ARM KIT LJ 04-06 3.5" WITH TWIN TUBE SHOCKS				
RE7223	-	EXTREME-DUTY LONG ARM KIT LJ 04-06 3.5" (SEE ABOVE)			
RXT2621B	2	RUBICON TWIN TUBE SHOCK			
RXT2420B	2	RUBICON TWIN TUBE SHOCK			

RE7224

LJ EXTREME-DUTY LONG ARM KIT - 2004-06 - 4.5" (NO SHOCKS)



PART#	QTY	DESCRIPTION	FOOTNOTES	MAX TIRE	REC. WHEEL
RE1131	1	GEN2 SWAY BAR DISCONNECTS TJ 4.5"-7.5"/ XJ/ZJ 5.5"-7.5"	1, 33, 4, 14,	33X12.50	8"W 3.75"-4.5" BSM
RE1155	1	SWAY BAR END LINKS REAR TJ 3.5"-4.5"	22, 24, 31		
RE1355	1	COIL SPRINGS FRONT TJ 4.5"/PAIR			
RE1360	1	COIL SPRINGS REAR TJ 4.5"/PAIR			
RE1383	1	BUMP STOP LOWER FRONT/ REAR TJ/LJ/XJ/ZJ 3.0"/PAIR			
RE1385	1	BUMP STOP UPPER REAR TJ/LJ 2.0"/PAIR			
RE1517	1	BRAKE LINE SS REAR 24" TJ/LJ			
RE1550	1	BRAKE LINE SET SS FRONT 22" TJ/LJ/XJ/MJ/ZJ/CJ 82-86			
RE1602	1	TRACK BAR BRACKET REAR TJ W/CV DRIVESHAFT 3.0"-5.5"			
RE1610	1	TRACK BAR ADJUST. EXTREME-DUTY FRONT TJ/LJ 4.5"-7.5"			
RE1611	1	TRACK BAR BRACKET FRONT TJ/LJ 4.5"-7.5"			
RE1620	1	TRACK BAR ADJUSTABLE REAR TJ/LJ 3.5"+			
RE2035	1	SHOCK MOUNTS WELD-ON DROP POSITION TJ			
RE2500	1	PITTMAN ARM YJ/TJ/LJ/XJ w/POWER STEERING 3.5"+			
RE4000	1	CONT. ARM FRT ADJ. LOWER LEFT EXTREME-DUTY/ SINGLE			
RE4010	1	CONT. ARM FRT ADJ. LOWER RIGHT EXTREME-DUTY/ SINGLE			
RE4020	1	CONT. ARM FRT ADJ. UPPER EXTREME-DUTY TJ/LJ/XJ/MJ/ZJ/ PR			
RE4050	1	CONT. ARM REAR ADJUST. LOWER EXTREME-DUTY LJ/ PAIR			
RE4060	1	CONT. ARM REAR ADJUST. UPPER EXTREME-DUTY LJ/ PAIR			
RE4200	1	CROSSMEMBER EXTREME-DUTY TJ 03-06/ 1 OF 2			
RE4202	1	CROSSMEMBER EXTREME-DUTY TJ 03-06/ 2 OF 2			
RE7224M	EXTREME-DUTY LONG ARM KIT LJ 04-06 4.5" WITH MONOTUBE SHOCKS				
RE7224	-	EXTREME-DUTY LONG ARM KIT LJ 04-06 3.5" (SEE ABOVE)			
RXJ701B	2	RUBICON MONOTUBE SHOCK			
RXJ704B	2	RUBICON MONOTUBE SHOCK			
RE7224T	EXTREME-DUTY LONG ARM KIT LJ 04-06 4.5" WITH TWIN TUBE SHOCKS				
RE7224	-	EXTREME-DUTY LONG ARM KIT LJ 04-06 3.5" (SEE ABOVE)			
RXT2621B	2	RUBICON TWIN TUBE SHOCK			
RXT2420B	2	RUBICON TWIN TUBE SHOCK			

EXTREME-DUTY / LONG ARM WITH REAR TRACK BAR

RE7225

LJ EXTREME-DUTY LONG ARM KIT - 2004-06 - 5.5" (NO SHOCKS)

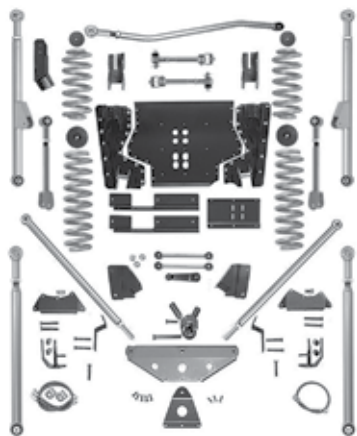


PART#	QTY	DESCRIPTION	FOOTNOTES	MAX TIRE	REC. WHEEL
RE1131	1	GEN2 SWAY BAR DISCONNECTS TJ 4.5"-7.5"/XJ/ZJ 5.5"-7.5"	1, 33, 4, 14, 24, 31	35X12.50	8"W 3.75"-4.5" BSM
RE1156	1	SWAY BAR END LINKS REAR TJ 5.5"+			
RE1352	1	COIL SPRINGS FRONT TJ 5.5"/PAIR			
RE1353	1	COIL SPRINGS REAR TJ 5.5"/PAIR			
RE1383	1	BUMP STOP LOWER FRONT/ REAR TJ/LJ/XJ/ZJ 3.0"/PAIR			
RE1385	1	BUMP STOP UPPER REAR TJ/LJ 2.0"/PAIR			
RE1395	1	BUMP STOP UPPER FRONT/REAR TJ 2.0"+/PAIR			
RE1517	1	BRAKE LINE SS REAR 24" TJ/LJ			
RE1550	1	BRAKE LINE SET SS FRONT 22" TJ/LJ/XJ/MJ/ZJ/CJ 82-86			
RE1602	1	TRACK BAR BRACKET REAR TJ W/CV DRIVESHAFT 3.0"-5.5"			
RE1610	1	TRACK BAR ADJUST. EXTREME-DUTY FRONT TJ/LJ 4.5"-7.5"			
RE1611	1	TRACK BAR BRACKET FRONT TJ/LJ 4.5"-7.5"			
RE1620	1	TRACK BAR ADJUSTABLE REAR TJ/LJ 3.5"+			
RE2035	1	SHOCK MOUNTS WELD-ON DROP POSITION TJ			
RE2500	1	PITMAN ARM YJ/TJ/LJ/XJ W/POWER STEERING 3.5"+			
RE4000	1	CONT. ARM FRT ADJ. LOWER LEFT EXTREME-DUTY/ SINGLE			
RE4010	1	CONT. ARM FRT ADJ. LOWER RIGHT EXTREME-DUTY/ SINGLE			
RE4020	1	CONT. ARM FRT ADJ. UPPER EXTREME-DUTY TJ/LJ/XJ/MJ/ZJ/ PR			
RE4050	1	CONT. ARM REAR ADJ. LOWER EXTREME-DUTY LJ/ PAIR			
RE4060	1	CONT. ARM REAR ADJUST. UPPER EXTREME-DUTY LJ/ PAIR			
RE4200	1	CROSSMEMBER EXTREME-DUTY TJ 03-06/ 1 OF 2			
RE4202	1	CROSSMEMBER EXTREME-DUTY TJ 03-06/ 2 OF 2			
RE7225M		EXTREME-DUTY LONG ARM KIT LJ 04-06 5.5" WITH MONOTUBE SHOCKS			
RE7225	-	EXTREME-DUTY LONG ARM KIT LJ 04-06 5.5" (SEE ABOVE)			
RXJ603B	2	RUBICON MONOTUBE SHOCK			
RXJ702B	2	RUBICON MONOTUBE SHOCK			

EXTREME-DUTY / LONG ARM WITH REAR TRI-LINK

RE7524

LJ LONG ARM TRI-LINK KIT - 2004-06 - 4.5" (NO SHOCKS)



PART#	QTY	DESCRIPTION	FOOTNOTES	MAX TIRE	REC. WHEEL
RE1131	1	GEN2 SWAY BAR DISCONNECTS TJ 4.5"-7.5"/XJ/ZJ 5.5"-7.5"	1, 33, 4, 14, 22, 24, 26, 31	33X12.50	8"W 3.75"-4.5" BSM
RE1155	1	SWAY BAR END LINKS REAR TJ 3.5"-4.5"			
RE1355	1	COIL SPRINGS FRONT TJ 4.5"/PAIR			
RE1360	1	COIL SPRINGS REAR TJ 4.5"/PAIR			
RE1383	1	BUMP STOP LOWER FRONT/ REAR TJ/LJ/XJ/ZJ 3.0"/PAIR			
RE1385	1	BUMP STOP UPPER REAR TJ/LJ 2.0"/PAIR			
RE1517	1	BRAKE LINE SS REAR 24" TJ/LJ			
RE1550	1	BRAKE LINE SET SS FRONT 22" TJ/LJ/XJ/MJ/ZJ/CJ 82-86			
RE1610	1	TRACK BAR ADJ.EXTREME-DUTY FRONT TJ/LJ 4.5"-7.5"			
RE1611	1	TRACK BAR BRACKET FRONT TJ/LJ 4.5"-7.5"			
RE2035	1	SHOCK MOUNTS WELD-ON DROP POSITION TJ			
RE2500	1	PITMAN ARM YJ/TJ/LJ/XJ W/POWER STEERING 3.5"+			
RE4000	1	CONT. ARM FRT ADJ. LOWER LEFT EXTREME-DUTY/ SINGLE			
RE4010	1	CONT. ARM FRT ADJ. LOWER RIGHT EXTREME-DUTY/ SINGLE			
RE4020	1	CONT. ARM FRT ADJ. UPPER EXTREME-DUTY TJ/LJ/XJ/MJ/ZJ/PAIR			
RE4045	1	CONT. ARM REAR UPPER TRI-LINK TJ/LJ/ PAIR			
RE4050	1	CONT. ARM REAR ADJUST. LOWER EXTREME-DUTY LJ/ PAIR			
RE4200	1	CROSSMEMBER EXTREME-DUTY TJ 03-06/ 1 OF 2			
RE4202	1	CROSSMEMBER EXTREME-DUTY TJ 03-06/ 2 OF 2			
RE4410	1	TRUSS KIT REAR TRI-LINK LJ 04-06			
RE4200	1	CROSSMEMBER EXTREME-DUTY TJ 03-06/ 1 OF 2			
RE4202	1	CROSSMEMBER EXTREME-DUTY TJ 03-06/ 2 OF 2			
RE7524M		LONG ARM TRI-LINK KIT LJ 04-06 4.5" WITH MONOTUBE SHOCKS			
RE7524	-	LONG ARM TRI-LINK KIT LJ 04-06 4.5" (SEE ABOVE)			
RXJ701B	2	RUBICON MONOTUBE SHOCK			
RXJ704B	2	RUBICON MONOTUBE SHOCK			
RE7524T		LONG ARM TRI-LINK KIT LJ 04-06 4.5" WITH TWIN TUBE SHOCKS			
RE7524	-	LONG ARM TRI-LINK KIT LJ 04-06 4.5" (SEE ABOVE)			

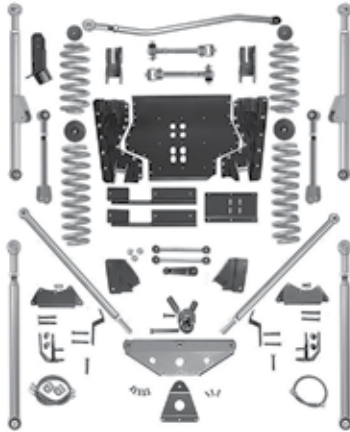
EXTREME-DUTY / LONG ARM WITH REAR TRI-LINK



RE7524 LJ LONG ARM TRI-LINK KIT • 2004-06 • 4.5" (NO SHOCKS)

PART#	QTY	DESCRIPTION	FOOTNOTES	MAX TIRE	REC. WHEEL
RXT2621B	2	RUBICON TWIN TUBE SHOCK			
RXT2420B	2	RUBICON TWIN TUBE SHOCK			

RE7525 LJ LONG ARM TRI-LINK KIT • 2004-06 • 5.5" (NO SHOCKS)

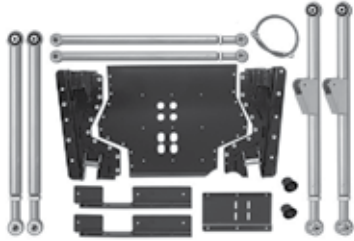


PART#	QTY	DESCRIPTION	FOOTNOTES	MAX TIRE	REC. WHEEL
RE1131	1	GEN2 SWAY BAR DISCONNECTS TJ 4.5"-7.5"/ XJ/ZJ 5.5"-7.5"	1, 33, 4, 14, 24, 26, 31	35X12.50	8"W 3.75"-4.5" BSM
RE1156	1	SWAY BAR END LINKS REAR TJ 5.5"+			
RE1352	1	COIL SPRINGS FRONT TJ 5.5"/PAIR			
RE1353	1	COIL SPRINGS REAR TJ 5.5"/PAIR			
RE1383	1	BUMP STOP LOWER FRONT/ REAR TJ/LJ/XJ/ZJ 3.0"/PAIR			
RE1385	1	BUMP STOP UPPER REAR TJ/LJ 2.0"/PAIR			
RE1395	1	BUMP STOP UPPER FRONT/REAR TJ 2.0"+/PAIR			
RE1517	1	BRAKE LINE SS REAR 24" TJ/LJ			
RE1550	1	BRAKE LINE SET SS FRONT 22" TJ/LJ/XJ/MJ/ZJ/CJ 82-86			
RE1610	1	TRACK BAR ADJ. EXTREME-DUTY FRONT TJ/LJ 4.5"-7.5"			
RE1611	1	TRACK BAR BRACKET FRONT TJ/LJ 4.5"-7.5"			
RE2035	1	SHOCK MOUNTS WELD-ON DROP POSITION TJ			
RE2500	1	PITMAN ARM YJ/TJ/LJ/XJ W/POWER STEERING 3.5"+			
RE4000	1	CONT. ARM FRT ADJ. LOWER LEFT EXTREME-DUTY/ SINGLE			
RE4010	1	CONT. ARM FRT ADJ. LOWER RIGHT EXTREME-DUTY/ SINGLE			
RE4020	1	CONT. ARM FRT ADJ. UPPER EXT-DUTY TJ/LJ/XJ/MJ/ZJ/ PAIR			
RE4045	1	CONT. ARM REAR UPPER TRI-LINK TJ/LJ/ PAIR			
RE4050	1	CONT. ARM REAR ADJUST. LOWER EXTREME-DUTY LJ/ PAIR			
RE4200	1	CROSSMEMBER EXTREME-DUTY TJ 03-06/ 1 OF 2			
RE4202	1	CROSSMEMBER EXTREME-DUTY TJ 03-06/ 2 OF 2			
RE4410	1	TRUSS KIT REAR TRI-LINK LJ 04-06			
RE7525M		LONG ARM TRI-LINK KIT LJ 04-06 5.5" WITH MONOTUBE SHOCKS			
RE7525	-	LONG ARM TRI-LINK KIT LJ 04-06 5.5" (SEE ABOVE)			
RXJ603B	2	RUBICON MONOTUBE SHOCK			
RXJ702B	2	RUBICON MONOTUBE SHOCK			

EXTREME-DUTY / LONG ARM UPGRADES

RE7230


TJ EXTREME-DUTY LONG ARM UPGRADE KIT 1997-02



PART#	QTY	DESCRIPTION	FOOTNOTES	MAX TIRE	REC. WHEEL
RE1517	1	BRAKE LINE SS REAR 24" TJ/LJ	1, 33, 14, 24, 30		
RE3782	2	CONTROL ARM BUSHING UPPER SMALL CLEVITE STYLE			
RE4000	1	CONTROL ARM FRONT ADJUSTABLE LOWER LEFT EXTREME-DUTY/ SINGLE			
RE4010	1	CONTROL ARM FRONT ADJUSTABLE LOWER RIGHT EXTREME-DUTY/ SINGLE			
RE4030	1	CONTROL ARM REAR ADJUSTABLE LOWER EXTREME-DUTY/ PAIR			
RE4040	1	CONTROL ARM REAR ADJUSTABLE UPPER EXTREME-DUTY/ PAIR			
RE4100	1	CROSSMEMBER EXTREME-DUTY TJ 97-02/ 1 OF 2			
RE4102	1	CROSSMEMBER EXTREME-DUTY TJ 97-02/ 2 OF 2			

RE7231


TJ EXTREME-DUTY LONG ARM UPGRADE KIT 2003-06



PART#	QTY	DESCRIPTION	FOOTNOTES	MAX TIRE	REC. WHEEL
RE1517	1	BRAKE LINE SS REAR 24" TJ/LJ	1, 33, 14, 24, 30		
RE3782	2	CONTROL ARM BUSHING UPPER SMALL CLEVITE STYLE			
RE4000	1	CONTROL ARM FRONT ADJUSTABLE LOWER LEFT EXTREME-DUTY/ SINGLE			
RE4010	1	CONTROL ARM FRONT ADJUSTABLE LOWER RIGHT EXTREME-DUTY/ SINGLE			
RE4030	1	CONTROL ARM REAR ADJUSTABLE LOWER EXTREME-DUTY/ PAIR			
RE4040	1	CONTROL ARM REAR ADJUSTABLE UPPER EXTREME-DUTY/ PAIR			
RE4200	1	CROSSMEMBER EXTREME-DUTY TJ 97-02/ 1 OF 2			
RE4202	1	CROSSMEMBER EXTREME-DUTY TJ 97-02/ 2 OF 2			

RE7232

LJ EXTREME-DUTY LONG ARM UPGRADE KIT 2004-06



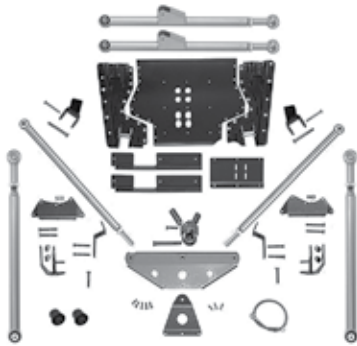
PART#	QTY	DESCRIPTION	FOOTNOTES	MAX TIRE	REC. WHEEL
RE1517	1	BRAKE LINE SS REAR 24" TJ/LJ	1, 33, 14, 24, 30		
RE3782	2	CONTROL ARM BUSHING UPPER SMALL CLEVITE STYLE			
RE4000	1	CONTROL ARM FRONT ADJUSTABLE LOWER LEFT EXTREME-DUTY/ SINGLE			
RE4010	1	CONTROL ARM FRONT ADJUSTABLE LOWER RIGHT EXTREME-DUTY/ SINGLE			
RE4050	1	CONTROL ARM REAR ADJUSTABLE LOWER EXTREME-DUTY LJ/ PAIR			
RE4060	1	CONTROL ARM REAR ADJUSTABLE UPPER EXTREME-DUTY LJ/ PAIR			
RE4200	1	CROSSMEMBER EXTREME-DUTY TJ 03-06/ 1 OF 2			
RE4202	1	CROSSMEMBER EXTREME-DUTY TJ 03-06/ 2 OF 2			

RE7530 TJ LONG ARM TRI-LINK UPGRADE KIT - 1997-02



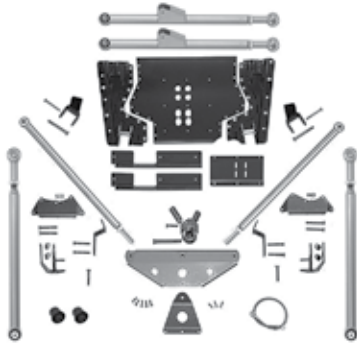
PART#	QTY	DESCRIPTION	FOOTNOTES	MAX TIRE	REC. WHEEL
RE1517	1	BRAKE LINE SS REAR 24" TJ/LJ	1, 33, 4, 14, 24, 26		
RE3782	2	CONTROL ARM BUSHING UPPER SMALL CLEVITE STYLE			
RE4000	1	CONTROL ARM FRONT ADJUSTABLE LOWER LEFT EXTREME-DUTY/ SINGLE			
RE4010	1	CONTROL ARM FRONT ADJUSTABLE LOWER RIGHT EXTREME-DUTY/ SINGLE			
RE4030	1	CONTROL ARM REAR ADJUSTABLE LOWER EXTREME-DUTY/ PAIR			
RE4045	1	CONTROL ARM REAR UPPER TRI-LINK TJ/LJ/ PAIR			
RE4100	1	CROSSMEMBER EXTREME-DUTY TJ 97-02/ 1 OF 2			
RE4102	1	CROSSMEMBER EXTREME-DUTY TJ 97-02/ 2 OF 2			
RE4400	1	TRUSS KIT REAR TRI-LINK TJ 97-02			

RE7531 TJ LONG ARM TRI-LINK UPGRADE KIT 2003-06



PART#	QTY	DESCRIPTION	FOOTNOTES	MAX TIRE	REC. WHEEL
RE1517	1	BRAKE LINE SS REAR 24" TJ/LJ	1, 33, 4, 14, 24, 26		
RE3782	2	CONTROL ARM BUSHING UPPER SMALL CLEVITE STYLE			
RE4000	1	CONTROL ARM FRONT ADJUSTABLE LOWER LEFT EXTREME-DUTY/ SINGLE			
RE4010	1	CONTROL ARM FRONT ADJUSTABLE LOWER RIGHT EXTREME-DUTY/ SINGLE			
RE4030	1	CONTROL ARM REAR ADJUSTABLE LOWER EXTREME-DUTY/ PAIR			
RE4045	1	CONTROL ARM REAR UPPER TRI-LINK TJ/LJ/ PAIR			
RE4200	1	CROSSMEMBER EXTREME-DUTY TJ 03-06/ 1 OF 2			
RE4202	1	CROSSMEMBER EXTREME-DUTY TJ 03-06/ 2 OF 2			
RE4405	1	TRUSS KIT REAR TRI-LINK TJ 03-06			

RE7532 LJ LONG ARM TRI-LINK UPGRADE KIT - 2004-06




PART#	QTY	DESCRIPTION	FOOTNOTES	MAX TIRE	REC. WHEEL
RE1517	1	BRAKE LINE SS REAR 24" TJ/LJ	1, 33, 14, 24, 26		
RE3782	2	CONTROL ARM BUSHING UPPER SMALL CLEVITE STYLE			
RE4000	1	CONTROL ARM FRONT ADJUSTABLE LOWER LEFT EXTREME-DUTY/ SINGLE			
RE4010	1	CONTROL ARM FRONT ADJUSTABLE LOWER RIGHT EXTREME-DUTY/ SINGLE			
RE4045	1	CONTROL ARM REAR UPPER TRI-LINK TJ/LJ/ PAIR			
RE4050	1	CONTROL ARM REAR ADJUSTABLE LOWER EXTREME-DUTY LJ/ PAIR			
RE4200	1	CROSSMEMBER EXTREME-DUTY TJ 03-06/ 1 OF 2			
RE4202	1	CROSSMEMBER EXTREME-DUTY TJ 03-06/ 2 OF 2			
RE4410	1	TRUSS KIT REAR TRI-LINK LJ 04-06			

SUPER-FLEX / SHORT ARM

RE7000

TJ/LJ SUPER-FLEX SHORT ARM KIT - 4.5" (NO SHOCKS)



PART#	QTY	DESCRIPTION	FOOTNOTES	MAX TIRE	REC. WHEEL
RE1131	1	GEN2 SWAY BAR DISCONNECTS TJ 4.5"-7.5"/ XJ/ZJ 5.5"-7.5"	1, 4, 22, 24, 31, 33, 34	35x12.50	8"W 3.75"-4.5" BSM
RE1155	1	SWAY BAR END LINKS REAR TJ 3.5"-4.5"			
RE1355	1	COIL SPRINGS FRONT TJ 4.5"/PAIR			
RE1360	1	COIL SPRINGS REAR TJ 4.5"/PAIR			
RE1383	1	BUMP STOP LOWER FRONT/ REAR TJ/LJ/XJ/ZJ 3.0"/PAIR			
RE1385	1	BUMP STOP UPPER REAR TJ/LJ 2.0"/PAIR			
RE15531	1	BRAKE LINE SET SS FRONT 20" w/INSTRUCTIONS			
RE1600	1	TRACK BAR ADJUSTABLE FRONT TJ/LJ/XJ/MJ/ZJ 3.5"-4.5"			
RE1602	1	TRACK BAR BRACKET REAR TJ W/CV DRIVESHAFT 3.0"-5.5"			
RE3700	2	CONTROL ARM FRONT FIXED LOWER SUPER-FLEX TJ/LJ/XJ/MJ/ZJ/ PAIR			
RE3780	1	CONTROL ARM FRONT ADJUSTABLE UPPER SUPER-FLEX TJ/LJ/XJ/MJ/ZJ/ PAIR			
RE3783	1	CONTROL ARM REAR ADJUSTABLE UPPER SUPER-FLEX TJ/LJ/ZJ/ PAIR			

RE7000M SUPER-FLEX SHORT ARM KIT TJ/LJ 4.5" WITH MONOTUBE SHOCKS

RE7000	-	SUPER-FLEX SHORT ARM KIT TJ/LJ 4.5" (SEE ABOVE)			
RXJ701	2	TJ/LJ F MONOTUBE SHOCK			
RXJ704	2	EXPRESS MONO TUBE SHOCK			

RE7000T SUPER-FLEX SHORT ARM KIT TJ/LJ 4.5" WITH TWIN TUBE SHOCKS

RE7000	-	SUPER-FLEX SHORT ARM KIT TJ/LJ 4.5" (SEE ABOVE)			
RXT2621B	2	TWIN TUBE SHOCK			
RXT2420B	2	RUBICON TWIN TUBE SHOCK			

RE7001

TJ/LJ SUPER-FLEX SHORT ARM KIT - 3.5" (NO SHOCKS)



PART#	QTY	DESCRIPTION	FOOTNOTES	MAX TIRE	REC. WHEEL
RE1131	1	GEN2 SWAY BAR DISCONNECTS TJ 2.0"-3.5"/ XJ/ZJ 4.5"-5.5"	1, 4, 24, 31, 33	33x12.50	8"W 3.75"-4.5" BSM
RE1155	1	SWAY BAR END LINKS REAR TJ 3.5"-4.5"			
RE1363	1	COIL SPRINGS FRONT TJ 3.5"/PAIR			
RE1365	1	COIL SPRINGS REAR TJ 3.5"/PAIR			
RE1380	1	BUMP STOP LOWER FRONT/ REAR TJ/LJ/JK/XJ/ZJ 2.0"/PAIR			
RE1385	1	BUMP STOP UPPER REAR TJ/LJ 2.0"/PAIR			
RE15531	1	BRAKE LINE SET SS FRONT 20" w/INSTRUCTIONS			
RE1600	1	TRACK BAR ADJUSTABLE FRONT TJ/LJ/XJ/MJ/ZJ 3.5"-4.5"			
RE1602	1	TRACK BAR BRACKET REAR TJ W/CV DRIVESHAFT 3.0"-5.5"			
RE3700	2	CONTROL ARM FRONT FIXED LOWER SUPER-FLEX TJ/LJ/XJ/MJ/ZJ/ PAIR			
RE3780	1	CONTROL ARM FRONT ADJUSTABLE UPPER SUPER-FLEX TJ/LJ/XJ/MJ/ZJ/ PAIR			
RE3783	1	CONTROL ARM REAR ADJUSTABLE UPPER SUPER-FLEX TJ/LJ/ZJ/ PAIR			

RE7001M SUPER-FLEX SHORT ARM KIT TJ/LJ 3.5" WITH MONOTUBE SHOCKS

RE7001	-	SUPER-FLEX SHORT ARM KIT TJ/LJ 3.5" (See above)			
RXJ703B	2	RUBICON MONOTUBE SHOCK			
RXJ704B	2	RUBICON MONOTUBE SHOCK			


RE7001T SUPER-FLEX SHORT ARM KIT TJ/LJ 3.5" WITH TWIN TUBE SHOCKS

RE7001	-	SUPER-FLEX SHORT ARM KIT TJ/LJ 3.5" (See above)			
RXT2621B	2	RUBICON TWIN TUBE SHOCK			
RXT2420B	1	RUBICON TWIN TUBE SHOCK			

SUPER-FLEX / SHORT ARM

RE7003

TJ/LJ SUPER-FLEX SHORT ARM KIT • 3.5" (NO SHOCKS)



PART#	QTY	DESCRIPTION	FOOTNOTES	MAX TIRE	REC. WHEEL
RE1131	1	GEN2 SWAY BAR DISCONNECT TJ 2.0"-3.5"/ XJ/ZJ 4.5"-5.5"	1, 4, 24, 31, 33	33x12.50	8"W 3.75"-4.5" BSM
RE1155	1	SWAY BAR END LINKS REAR TJ 3.5"-4.5"			
RE1363	1	COIL SPRINGS FRONT TJ 3.5"/PAIR			
RE1365	1	COIL SPRINGS REAR TJ 3.5"/PAIR			
RE1380	1	BUMP STOP LOWER FRONT/ REAR TJ/LJ/JK/XJ/ZJ 2.0"/PAIR			
RE1385	1	BUMP STOP UPPER REAR TJ/LJ 2.0"/PAIR			
RE15532	1	BRAKE LINE SET SS FRONT 20" W/INSTRUCTIONS			
RE1603	1	TRACK BAR BRACKET REAR TJ 3.0"-4.5"			
RE2100	1	TRANSFER CASE LOWERING KIT 1.0" YJ/TJ/LJ			
RE3700	2	CONT. ARM FRNT FXD LOWER SUPER-FLEX TJ/LJ/XJ/MJ/ZJ/ PR			
RE2005	1	SHOCK RELOCATERS			

RE7003M SUPER-FLEX SHORT ARM KIT TJ/LJ 3.5" WITH MONOTUBE SHOCKS

RE7003	-	SUPER-FLEX SHORT ARM KIT TJ/LJ 3.5" (See above)			
RXJ703B	2	RUBICON MONOTUBE SHOCK			
RXJ704B	2	RUBICON MONOTUBE SHOCK			

RE7003T SUPER-FLEX SHORT ARM KIT TJ/LJ 3.5" WITH TWIN TUBE SHOCKS

RE7003	-	SUPER-FLEX SHORT ARM KIT TJ/LJ 3.5" (SEE ABOVE)			
RXT2621B	2	RUBICON TWIN TUBE SHOCK			
RXT2420B	2	RUBICON TWIN TUBE SHOCK			

STANDARD / SHORT ARM

RE7002

TJ/LJ STANDARD SHORT ARM KIT • 3.5" (SINGLE BOX KIT)



PART#	QTY	DESCRIPTION	FOOTNOTES	MAX TIRE	REC. WHEEL
-	-	SINGLE BOX KIT (NO KIT BOM)	1, 3, 21, 24, 33	33X12.50	8"W 3.75"-4.5" BSM

RE7002M STANDARD SHORT ARM KIT TJ/LJ 3.5" WITH MONOTUBE SHOCKS

RE7002	1	TJ 3.5IN STD KIT 97-CUR (SEE ABOVE)			
RE2005	1	SHOCK RELOCATERS			
RXJ703B	2	RUBICON MONOTUBE SHOCK			
RXJ704B	2	RUBICON MONOTUBE SHOCK			

RE7002T STANDARD SHORT ARM KIT TJ/LJ 3.5" WITH TWIN TUBE SHOCKS

RE7002	1	TJ 3.5IN STD KIT 97-CUR (SEE ABOVE)			
RE2005	1	SHOCK RELOCATERS			
RXT2621B	2	RUBICON TWIN TUBE SHOCK			
RXT2420B	2	RUBICON TWIN TUBE SHOCK			

ECONOMY / SPACER SYSTEMS

RE70130 - RE7030RXJ

TJ/LJ SPACER SYSTEMs • 1.75"



PART#	DESCRIPTION	FOOTNOTES	MAX TIRE	REC. WHEEL
RE7030	1.75" SPACER SYSTEM (INCLUDES TWIN TUBE SHOCKS)	1, 24, 33	31X10.50	8"W 3.75"-4.5" BSM
RE7030 RXJ	1.75" SPACER SYSTEM (INCLUDES MONOTUBE SHOCKS)	1, 24, 33	31X10.50	8"W 3.75"-4.5" BSM

SPRING OVER / CONVERSION KIT


RE5015 YJ SPRING OVER CONVERSION KIT



PART#	QTY	DESCRIPTION	FOOTNOTES	MAX TIRE	REC. WHEEL
-	-	SINGLE BOX KIT (NO KIT BOM) EXPAND W/ BOM	1, 33, 4, 6, 7, 31	35X12.50	8"W 3.75"-4.5" BSM
RE5015M		SPRING OVER CONVERSION KIT YJ WITH MONOTUBE SHOCKS			
RE5015	1	SPRING OVER CONVERSION KIT YJ (SEE ABOVE)			
RE2000	1	SHOCK ADAPTER			
RXJ503B	2	RUBICON MONOTUBE SHOCK			
RXJ507B	2	RUBICON MONOTUBE SHOCK			
RE5015T		SPRING OVER CONVERSION KIT YJ WITH TWIN TUBE SHOCKS			
RE5015	1	SPRING OVER CONVERSION KIT YJ (SEE ABOVE)			
RXT3211B	2	RUBICON TWIN TUBE SHOCK			
RXT2610B	2	RUBICON TWIN TUBE SHOCK			

EXTREME-DUTY


RE5520 YJ EXTREME-DUTY KIT - 4.5" (NO SHOCKS)



PART#	QTY	DESCRIPTION	FOOTNOTES	MAX TIRE	REC. WHEEL
RE1134	1	SWAY BAR DISCONNECTS SET W/10" CENTER YJ 4.0"+	1, 4, 8, 31, 33	33X12.50	8"W 3.75"-4.5" BSM
RE1454	2	LEAF SPRING EXTREME-DUTY FRONT YJ 4.5"			
RE1455	2	LEAF SPRING EXTREME-DUTY REAR YJ 4.5"			
RE1466	1	DEGREE SHIM 2.5" WIDE X 4 DEGREE ALUMINUM			
RE15131	1	BRAKE LINE SS REAR 22" W/INSTRUCTIONS			
RE1555	1	BRAKE LINE SET SS FRONT 28" YJ			
RE1630	1	TRACK BAR BRACKET FRONT YJ 2.5"+			
RE2100	1	TRANSFER CASE LOWERING KIT 1.0" YJ/TJ/LJ			
RE2420	1	U-BOLT KIT FRONT YJ D30			
RE2421	1	U-BOLT KIT REAR YJ/XJ D35			
RE2500	1	PITMAN ARM YJ/TJ/LJ/XJ W/POWER STEERING 3.5"+			
RE2766	1	SHACKLE FRONT GREASEABLE 5" YJ/PAIR			
RE2775	1	SHACKLE REAR BOOMERANG GREASEABLE 5" YJ/PAIR			
RE2790	1	BUSHING KIT GREASEABLE FOR 1.5" ID MAIN EYE			
RE5520M		EXTREME-DUTY KIT YJ 4.5" WITH MONOTUBE SHOCK			
RE5520	-	EXTREME-DUTY KIT YJ 4.5" (SEE ABOVE)			
RXJ503B	2	RUBICON MONOTUBE SHOCK			
RXJ508B	2	RUBICON MONOTUBE SHOCK			
RE5520T		EXTREME-DUTY KIT YJ 4.5" WITH TWIN TUBE SHOCKS			
RE5520	-	EXTREME-DUTY KIT YJ 4.5" (SEE ABOVE)			
RXT2811B	2	RUBICON TWIN TUBE SHOCK			
RXT2410B	2	RUBICON TWIN TUBE SHOCK			


STANDARD

RE5505 YJ STANDARD KIT - 2.5" (INCLUDES SHOCKS)




PART#	QTY	DESCRIPTION	FOOTNOTES	MAX TIRE	REC. WHEEL
RE1134	1	SWAY BAR DISCONNECT SET W/8" CENTER YJ 2.0"-3.0"/ CJ 4.5"	1, 33	31X12.50	8"W 3.75"-4.5" BSM
RE1430	4	LEAF SPRING STANDARD FRONT/REAR 5-LEAF YJ 2.5"			
RE1465	1	DEGREE SHIM 2.5" WIDE X 2 DEGREE ALUMINUM			
RE1492	1	LEAF SPRING BUSHING KIT 1.5" ID MAIN EYE/ 1.5" ID SHACKLE/ 4 SPRINGS			
RE1505	1	BRAKE LINE EXTENSION & COUPLER W/INSTRUCTIONS			
RE1513	1	BRAKE LINE SS REAR 22" YJ/CJ/MJ			
RE1630	1	TRACK BAR BRACKET FRONT YJ 2.5"+			
RE2100	1	TRANSFER CASE LOWERING KIT 1.0" YJ/TJ/LJ			
RE2420	1	U-BOLT KIT FRONT YJ D30			
RE2421	1	U-BOLT KIT REAR YJ/XJ D35			
RXT2210B	2	RUBICON TWIN TUBE SHOCK			
RXT2611B	2	RUBICON TWIN TUBE SHOCK			

RE5505-NS YJ STANDARD KIT - 2.5" (NO SHOCKS)



PART#	QTY	DESCRIPTION	FOOTNOTES	MAX TIRE	REC. WHEEL
RE1134	1	SWAY BAR DISCONNECTS SET W/8" CENTER YJ 2.0"-3.0"/ CJ 4.5"	1, 33	31X12.50	8"W 3.75"-4.5" BSM
RE1430	4	LEAF SPRING STANDARD FRONT/REAR 5-LEAF YJ 2.5"			
RE1465	1	DEGREE SHIM 2.5" WIDE X 2 DEGREE ALUMINUM			
RE1492	1	LEAF SPRING BUSHING KIT 1.5" ID MAIN EYE/ 1.5" ID SHACKLE/ 4 SPRINGS			
RE1505	1	BRAKE LINE EXTENSION & COUPLER W/INSTRUCTIONS			
RE1513	1	BRAKE LINE SS REAR 22" YJ/CJ/MJ			
RE1630	1	TRACK BAR BRACKET FRONT YJ 2.5"+			
RE2100	1	TRANSFER CASE LOWERING KIT 1.0" YJ/TJ/LJ			
RE2420	1	U-BOLT KIT FRONT YJ D30			
RE2421	1	U-BOLT KIT REAR YJ/XJ D35			


RE5515 YJ STANDARD KIT - 4.0" (INCLUDES SHOCKS)



PART#	QTY	DESCRIPTION	FOOTNOTES	MAX TIRE	REC. WHEEL
RXT2410B	2	RUBICON TWIN TUBE SHOCK	1, 2, 3, 8,	33X12.50	8"W 3.75"-4.5" BSM
RXT2811B	2	RUBICON TWIN TUBE SHOCK	31, 33		
RE2007	1	SHOCK RELOCATION BRACKET BOLT-ON REAR YJ/PAIR			
RE1134	1	SWAY BAR DISCONNECTS SET W/10" CENTER YJ 4.0"+			
RE1425	4	LEAF SPRING STANDARD FRONT/REAR 5-LEAF YJ 4.0"			
RE1466	1	DEGREE SHIM 2.5" WIDE X 4 DEGREE ALUMINUM			
RE1492	1	LEAF SPRING BUSHING KIT 1.5" ID MAIN EYE/ 1.5" ID SHACKLE/ 4 SPRINGS			
RE15052	1	BRAKE LINE EXTENSION & COUPLER W/INSTRUCTIONS			
RE1513	1	BRAKE LINE SS REAR 22" YJ/CJ/MJ			
RE1630	1	TRACK BAR BRACKET FRONT YJ 2.5"+			
RE2100	1	TRANSFER CASE LOWERING KIT 1.0" YJ/TJ/LJ			
RE2420	1	U-BOLT KIT FRONT YJ D30			
RE2421	1	U-BOLT KIT REAR YJ/XJ D35			
RE2500	1	PITMAN ARM YJ/TJ/LJ/XJ W/POWER STEERING 3.5"+			

STANDARD

RE5515-NS YJ STANDARD KIT - 4.0" (NO SHOCKS)




PART#	QTY	DESCRIPTION	FOOTNOTES	MAX TIRE	REC. WHEEL
RE1134	1	SWAY BAR DISCONNECTS SET W/10" CENTER YJ 4.0"+	1, 2, 3, 8,	33X12.50	8"W 3.75"-4.5" BSM
RE1425	4	LEAF SPRING STANDARD FRONT/REAR 5-LEAF YJ 4.0"	31, 33		
RE1466	1	DEGREE SHIM 2.5" WIDE X 4 DEGREE ALUMINUM			
RE1492	1	LEAF SPRING BUSHING KIT 1.5" ID MAIN EYE/ 1.5" ID SHACKLE/ 4 SPRINGS			
RE15052	1	BRAKE LINE EXTENSION & COUPLER W/INSTRUCTIONS			
RE1513	1	BRAKE LINE SS REAR 22" YJ/CJ/MJ			
RE1630	1	TRACK BAR BRACKET FRONT YJ 2.5"+			
RE2100	1	TRANSFER CASE LOWERING KIT 1.0" YJ/TJ/LJ			
RE2420	1	U-BOLT KIT FRONT YJ D30			
RE2421	1	U-BOLT KIT REAR YJ/XJ D35			
RE2500	1	PITMAN ARM YJ/TJ/LJ/XJ W/POWER STEERING 3.5"+			

EXTREME-DUTY



RE5525


CJ EXTREME-DUTY KIT - 4.5" (NO SHOCKS)



PART#	QTY	DESCRIPTION	FOOTNOTES	MAX TIRE	REC. WHEEL
RE1134	1	SWAY BAR DISCONNECTS SET W/8" CENTER YJ 2.0"-3.0"/ CJ 4.5"	1, 4, 8, 31, 33	33X12.50	8"W 3.75"-4.5" BSM
RE1450	2	LEAF SPRING EXTREME-DUTY FRONT CJ 4.5"			
RE1451	2	LEAF SPRING EXTREME-DUTY REAR CJ 4.5"			
RE1465	1	DEGREE SHIM 2.5" WIDE X 2 DEGREE ALUMINUM			
RE15132	1	BRAKE LINE SS REAR 22" W/INSTRUCTIONS			
RE1550	1	BRAKE LINE SET SS FRONT 22" TJ/LJ/XJ/MJ/ZJ/CJ 82-86			
RE2050	4	SPRING PLATE UNIVERSAL 2.5" WIDE/ SINGLE			
RE2051	2	SWAY BAR/ SHOCK MOUNT STUD KIT/ PAIR			
RE2140	1	TRANSFER CASE LOWERING KIT 1.0" CJ			
RE2435	1	U-BOLT KIT FRONT CJ D30			
RE2440	1	U-BOLT KIT REAR CJ D20			
RE2501	1	PITMAN ARM CJ W/POWER STEERING 3.5"+			
RE2785	1	SHACKLE CONVERSION KIT FRONT 2.5" WIDE CJ/PAIR			
RE2786	1	SHACKLE CONVERSION KIT REAR 2.5" WIDE CJ/PAIR			
RE2790	1	BUSHING KIT GREASEABLE FOR 1.5"TD MAIN EYE			
RE5525M EXTREME-DUTY KIT CJ 4.5" WITH MONOTUBE SHOCK					
RE5525	-	EXTREME-DUTY KIT CJ 4.5" (SEE ABOVE)			
RXJ508B	4	RUBICON MONOTUBE SHOCK			
RE5525T EXTREME-DUTY KIT CJ 4.5" WITH TWIN TUBE SHOCKS					
RE5525	-	EXTREME-DUTY KIT CJ 4.5" (SEE ABOVE)			
RXT2410B	4	RUBICON TWIN TUBE SHOCK			

EXTREME-DUTY / SHORT ARM

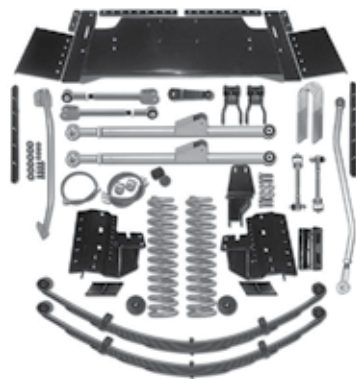
RE6200 XJ EXTREME-DUTY SHORT ARM KIT - 5.5" (NO SHOCKS)



PART#	QTY	DESCRIPTION	FOOTNOTES	MAX TIRE	REC. WHEEL
RE1131	1	GEN2 SWAY BAR DISCONNECTS TJ 2.0"-3.5"/ XJ/ZJ 4.5"-5.5"	1, 11, 12,	32X11.50	8"W 4"-4.75" BSM
RE1345	1	COIL SPRINGS FRONT XJ 5.5"/ ZJ 4.0"/PAIR	17, 23, 32,		
RE1383	1	BUMP STOP LOWER FRONT/ REAR TJ/LJ/XJ/ZJ 3.0"/PAIR	33, 36		
RE1462	2	LEAF SPRING W/BUSHING EXTREME-DUTY REAR XJ 4.5"			
RE1515	1	BRAKE LINE SS REAR 18" XJ/ZJ			
RE1550	1	BRAKE LINE SET SS FRONT 22" TJ/LJ/XJ/MJ/ZJ/CJ 82-86			
RE1660	1	TRACK BAR ADJUST. EXTREME-DUTY FRONT XJ/ZJ 4.5"-7.5"			
RE1665	1	TRACK BAR BRACKET FRONT XJ/ZJ 4.5"-7.5"			
RE2120	1	TRANSFER CASE LOWERING KIT 3/4" XJ/ZJ			
RE2421	1	U-BOLT KIT REAR YJ/XJ D35			
RE2700	1	SHACKLE REAR GREASEABLE 5" XJ/ PAIR			
RE3700	1	CONT. ARM FRT FXD LOWER SUPER-FLEX TJ/LJ/XJ/MJ/ZJ/ PR			
RE3780	1	CONT. ARM FRT ADJ. UPPER SUPER-FLEX TJ/LJ/XJ/MJ/ZJ/ PR			
RE9900	1	CONTROL ARM DROP BRACKETS FRONT XJ 3.5"+			
RE9905	1	SUPPORT BRACES FOR RE9900			
RE9921	1	SWAY BAR RELOCATION BRACKETS XJ/ PAIR			
RE6200M	EXTREME-DUTY SHORT ARM KIT XJ 5.5" WITH MONOTUBE SHOCKS				
RE6200	-	EXTREME-DUTY SHORT ARM KIT XJ 5.5" (SEE ABOVE)			
RXJ701B	2	RUBICON MONOTUBE SHOCK			
RXJ507B	2	RUBICON MONOTUBE SHOCK			
RE6200T	EXTREME-DUTY SHORT ARM KIT XJ 5.5" WITH TWIN TUBE SHOCKS				
RE6200	-	EXTREME-DUTY SHORT ARM KIT XJ 5.5" (SEE ABOVE)			
RXT2621B	2	RUBICON TWIN TUBE SHOCK			
RXT2610B	2	RUBICON TWIN TUBE SHOCK			

EXTREME-DUTY / LONG ARM


RE6300 XJ EXTREME-DUTY LONG ARM KIT - 5.5" (NO SHOCKS)



PART#	QTY	DESCRIPTION	FOOTNOTES	MAX TIRE	REC. WHEEL
RE1131	1	GEN2 SWAY BAR DISCONNECTS TJ 2.0"-3.5"/ XJ/ZJ 4.5"-5.5"	1, 8, 11, 12,	33x12.50	8"W 4"-4.75" BSM
RE1345	1	COIL SPRINGS FRONT XJ 5.5"/ ZJ 4.0"/PAIR	18, 19, 23, 32,		
RE1383	1	BUMP STOP LOWER FRONT/ REAR TJ/LJ/XJ/ZJ 3.0"/PAIR	33, 36		
RE1462	2	LEAF SPRING W/BUSHING EXTREME-DUTY REAR XJ 4.5"			
RE1515	1	BRAKE LINE SS REAR 18" XJ/ZJ			
RE1550	1	BRAKE LINE SET SS FRONT 22" TJ/LJ/XJ/MJ/ZJ/CJ 82-86			
RE1660	1	TRACK BAR ADJUST. EXTREME-DUTY FRONT XJ/ZJ 4.5"-7.5"			
RE1665	1	TRACK BAR BRACKET FRONT XJ/ZJ 4.5"-7.5"			
RE1670	1	TRACK BAR BRACKET BRACE XJ			
RE2421	1	U-BOLT KIT REAR YJ/XJ D35			
RE2500	1	PITTMAN ARM YJ/TJ/LJ/XJ w/POWER STEERING 3.5"+			
RE2700	1	SHACKLE REAR GREASEABLE 5" XJ/ PAIR			
RE4000	1	CONT. ARM FRT ADJ. LOWER LEFT EXTREME-DUTY/ SINGLE			
RE4010	1	CONT. ARM FRT ADJ. LOWER RIGHT EXTREME-DUTY/ SINGLE			
RE4020	1	CONT. ARM FRT ADJ. UPPER EXT-DUTY TJ/LJ/XJ/MJ/ZJ/ PAIR			
RE9920	1	CROSSMEMBER KIT FRONT LONG ARM XJ			
RE9921	1	SWAY BAR RELOCATION BRACKETS XJ/ PAIR			
RE9922	1	CROSSMEMBER KIT w/INST FRONT LONG ARM XJ			
RE6300M	EXTREME-DUTY LONG ARM KIT XJ 5.5" WITH MONOTUBE SHOCKS				
RE6300	-	EXTREME-DUTY LONG ARM KIT XJ 5.5" (See above)			
RXJ603B	2	RUBICON MONOTUBE SHOCK			
RXJ507B	2	RUBICON MONOTUBE SHOCK			
RE6300T	EXTREME-DUTY LONG ARM KIT XJ 5.5" WITH TWIN TUBE SHOCKS				
RE6300	-	EXTREME-DUTY LONG ARM KIT XJ 5.5" (See above)			
RXT2621B	2	RUBICON TWIN TUBE SHOCK			
RXT2610B	2	RUBICON TWIN TUBE SHOCK			


EXTREME-DUTY / LONG ARM KIT AND UPGRADE

RE6307 XJ EXTREME-DUTY LONG ARM KIT • 7.5" (NO SHOCKS)



PART#	QTY	DESCRIPTION	FOOTNOTES	MAX TIRE	REC. WHEEL
RE1131	1	GEN2 SWAY BAR DISCONNECTS TJ 2.0"-3.5"/ XJ/ZJ 4.5"-5.5"	1, 8, 11, 12,	35x12.50	8"W 4"-4.75" BSM
RE1358	1	COIL SPRINGS FRONT TJ/XJ 7.5"/PAIR	18, 19, 23, 32,		
RE1383	1	BUMP STOP LOWER FRONT/ REAR TJ/LJ/XJ/ZJ 3.0"/PAIR	33, 36		
RE1461	2	LEAF SPRING W/BUSHING HD EXTREME-DUTY REAR XJ 5.5"			
RE1515	1	BRAKE LINE SS REAR 18" XJ/ZJ			
RE1550	1	BRAKE LINE SET SS FRONT 22" TJ/LJ/XJ/MJ/ZJ/CJ 82-86			
RE1660	1	TRACK BAR ADJUST. EXTREME-DUTY FRONT XJ/ZJ 4.5"-7.5"			
RE1665	1	TRACK BAR BRACKET FRONT XJ/ZJ 4.5"-7.5"			
RE1670	1	TRACK BAR BRACKET BRACE XJ			
RE2421	1	U-BOLT KIT REAR YJ/XJ D35			
RE2500	1	PITMAN ARM YJ/TJ/LJ/XJ W/POWER STEERING 3.5"+			
RE2705	1	SHACKLE REAR BOOMERANG GREASEABLE 6" XJ/PAIR			
RE4000	1	CONTROL ARM FRONT ADJUSTABLE LOWER LEFT EXTREME-DUTY/ SINGLE			
RE4010	1	CONTROL ARM FRONT ADJUSTABLE LOWER RIGHT EXTREME-DUTY/ SINGLE			
RE4020	1	CONTROL ARM FRONT ADJUSTABLE UPPER EXTREME-DUTY TJ/LJ/XJ/MJ/ZJ/ PAIR			
RE9920	1	CROSSMEMBER KIT FRONT LONG ARM XJ			
RE9921	1	SWAY BAR RELOCATION BRACKETS XJ/ PAIR			
RE9922	1	CROSSMEMBER KIT W/INST FRONT LONG ARM XJ			

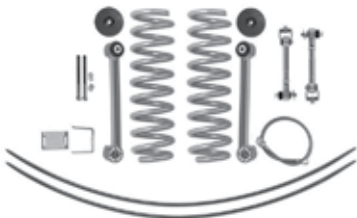
RE6330 XJ EXTREME-DUTY LONG ARM UPGRADE KIT



PART#	QTY	DESCRIPTION	FOOTNOTES	MAX TIRE	REC. WHEEL
RE4000	1	CONTROL ARM FRONT ADJUSTABLE LOWER LEFT EXTREME-DUTY/ SINGLE	1, 11, 18, 19, 33		
RE4010	1	CONTROL ARM FRONT ADJUSTABLE LOWER RIGHT EXTREME-DUTY/ SINGLE			
RE4020	1	CONTROL ARM FRONT ADJUSTABLE UPPER EXTREME-DUTY TJ/LJ/XJ/MJ/ZJ/ PAIR			
RE9920	1	CROSSMEMBER KIT FRONT LONG ARM XJ			
RE9922	1	CROSSMEMBER KIT W/INST FRONT LONG ARM XJ			

SUPER-FLEX


RE6010 XJ SUPER-FLEX w/ADD-A-LEAF • 3.5" (NO SHOCKS)



PART#	QTY	DESCRIPTION	FOOTNOTES	MAX TIRE	REC. WHEEL		
RE1130	1	GEN2 SWAY BAR DISCONNECTS TJ 0"-2.0"/ XJ/ZJ 2.0"-3.5"	1, 11, 23, 32, 33	32x11.50	8"W 4"-4.75" BSM		
RE1300	1	COIL SPRINGS FRONT XJ 3.5"/PAIR					
RE1380	1	BUMP STOP LOWER FRONT/ REAR TJ/LJ/JK/XJ/ZJ 2.0"/PAIR					
RE1410	1	ADD-A-LEAF XJ 2.5"/PAIR					
RE1480	2	SPRING CLAMP CLIP 2.5" WIDE/PAIR					
RE1482	1	LEAF SPRING CENTER PINS 5/16"/PAIR					
RE15151	1	BRAKE LINE SS REAR 18" W/INSTRUCTIONS					
RE3700	1	CONTROL ARM FRONT FIXED LOWER SUPER-FLEX TJ/LJ/XJ/MJ/ZJ/ PAIR					
RE6010M EXTREME-DUTY KIT YJ 4.5" WITH MONOTUBE SHOCKS							
RE6010	-	SUPER-FLEX W/ADD-A-LEAF XJ 3.5" (SEE ABOVE)					
RXJ701B	2	RUBICON MONOTUBE SHOCK					
RXJ508B	2	RUBICON MONOTUBE SHOCK					
RE6010T SUPER-FLEX W/ADD-A-LEAF XJ 3.5" WITH TWIN TUBE SHOCKS							
RE6010	-	SUPER-FLEX W/ADD-A-LEAF XJ 3.5" (SEE ABOVE)					
RXT2621B	2	RUBICON TWIN TUBE SHOCK					
RXT2410B	2	RUBICON TWIN TUBE SHOCK					

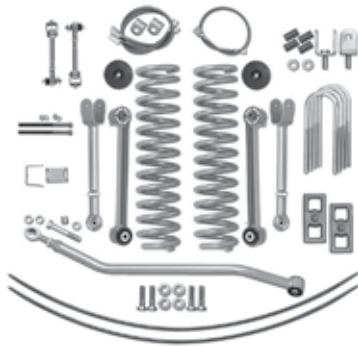
SUPER-FLEX

RE6030 XJ SUPER-FLEX w/REAR SPRINGS - 3.5" (NO SHOCKS)



PART#	QTY	DESCRIPTION	FOOTNOTES	MAX TIRE	REC. WHEEL
RE1130	1	GEN2 SWAY BAR DISCONNECTS TJ 0"-2.0"/ XJ/ZJ 2.0"-3.5"	1, 8, 11, 12, 17, 23, 32, 33, 36	31x10.50	8"W 4"-4.75" BSM
RE1300	1	COIL SPRINGS FRONT XJ 3.5"/PAIR			
RE1380	1	BUMP STOP LOWER FRONT/ REAR TJ/LJ/JK/XJ/ZJ 2.0"/PAIR			
RE1463	2	LEAF SPRING W/BUSHING EXTREME-DUTY REAR XJ 3.5"			
RE15151	1	BRAKE LINE SS REAR 18" W/INSTRUCTIONS			
RE2421	1	U-BOLT KIT REAR YJ/XJ D35			
RE3700	1	CONTROL ARM FRONT FIXED LOWER SUPER-FLEX TJ/LJ/XJ/MJ/ZJ/ PAIR			
RE3700	1	CONTROL ARM FRONT FIXED LOWER SUPER-FLEX TJ/LJ/XJ/MJ/ZJ/ PAIR			
RE6030M		SUPER-FLEX W/REAR SPRINGS XJ 3.5" WITH MONOTUBE SHOCKS			
RE6030	-	SUPER-FLEX W/REAR SPRINGS XJ 3.5" (SEE ABOVE)			
RXJ701B	2	RUBICON MONOTUBE SHOCK			
RXJ508B	2	RUBICON MONOTUBE SHOCK			
RE6030T		SUPER-FLEX W/REAR SPRINGS XJ 3.5" WITH TWIN TUBE SHOCKS			
RE6030	-	SUPER-FLEX W/REAR SPRINGS XJ 3.5" (SEE ABOVE)			
RXT2621B	2	RUBICON TWIN TUBE SHOCK			
RXT2410B	2	RUBICON TWIN TUBE SHOCK			

RE6111 XJ SUPER-FLEX KIT w/ADD-A-LEAFS - 4.5" (NO SHOCKS)




PART#	QTY	DESCRIPTION	FOOTNOTES	MAX TIRE	REC. WHEEL
RE1131	1	GEN2 SWAY BAR DISCONNECTS TJ 2.0"-3.5"/ XJ/ZJ 4.5"-5.5"	1, 8, 11, 12, 17, 23, 32, 33, 36	32x11.50	8"W 4"-4.75" BSM
RE1210	1	BLOCK & U-BOLT KIT XJ 1.5" D35			
RE1310	1	COIL SPRINGS FRONT XJ 4.5"/PAIR			
RE1380	1	BUMP STOP LOWER FRONT/ REAR TJ/LJ/JK/XJ/ZJ 2.0"/PAIR			
RE1410	1	ADD-A-LEAF XJ 2.5"/PAIR			
RE1480	2	SPRING CLAMP CLIP 2.5" WIDE/PAIR			
RE1482	1	LEAF SPRING CENTER PINS 5/16"/PAIR			
RE15153	1	BRAKE LINE SS REAR 18" W/INSTRUCTIONS			
RE1550	1	BRAKE LINE SET SS FRONT 22" TJ/LJ/XJ/MJ/ZJ/CJ 82-86			
RE1600	1	TRACK BAR ADJUSTABLE FRONT TJ/LJ/XJ/MJ/ZJ 3.5"-4.5"			
RE2120	1	TRANSFER CASE LOWERING KIT 3/4" XJ/ZJ			
RE3700	1	CONTROL ARM FRONT FIXED LOWER SUPER-FLEX TJ/LJ/XJ/MJ/ZJ/ PAIR			
RE3780	1	CONTROL ARM FRONT ADJUSTABLE UPPER SUPER-FLEX TJ/LJ/XJ/MJ/ZJ/ PAIR			
RE6111M		SUPER-FLEX KIT W/ADD-A-LEAFS XJ 4.5" WITH MONOTUBE SHOCKS			
RE6111	-	SUPER-FLEX KIT W/ADD-A-LEAFS XJ 4.5" (SEE ABOVE)			
RXJ703B	2	RUBICON MONOTUBE SHOCK			
RXJ508B	2	RUBICON MONOTUBE SHOCK			
RE6111T		SUPER-FLEX KIT W/ADD-A-LEAFS XJ 4.5" WITH TWIN TUBE SHOCKS			
RE6111	-	SUPER-FLEX KIT W/ADD-A-LEAFS XJ 4.5" (SEE ABOVE)			
RXT2621B	2	RUBICON TWIN TUBE SHOCK			
RXT2410B	2	RUBICON TWIN TUBE SHOCK			

SUPER-FLEX




RE6130 XJ SUPER-FLEX w/REAR SPRINGS - 4.5" (NO SHOCKS)



PART#	QTY	DESCRIPTION	FOOTNOTES	MAX TIRE	REC. WHEEL
RE1131	1	GEN2 SWAY BAR DISCONNECTS TJ 2.0"-3.5"/ XJ/ZJ 4.5"-5.5"	1, 8, 11, 12, 17, 23, 32, 33, 36	32X11.50	8"W 4"-4.75" BSM
RE1310	1	COIL SPRINGS FRONT XJ 4.5"/PAIR			
RE1380	1	BUMP STOP LOWER FRONT/ REAR TJ/LJ/KJ/XJ/ZJ 2.0"/PAIR			
RE1463	2	LEAF SPRING W/BUSHING EXTREME-DUTY REAR XJ 3.5"			
RE15153	1	BRAKE LINE SS REAR 18" W/INSTRUCTIONS			
RE1550	1	BRAKE LINE SET SS FRONT 22" TJ/LJ/XJ/MJ/ZJ/CJ 82-86			
RE1600	1	TRACK BAR ADJUSTABLE FRONT TJ/LJ/XJ/MJ/ZJ 3.5"-4.5"			
RE2120	1	TRANSFER CASE LOWERING KIT 3/4" XJ/ZJ			
RE2421	1	U-BOLT KIT REAR YJ/XJ D35			
RE2700	1	SHACKLE REAR GREASEABLE 5" XJ/ PAIR			
RE3700	1	CONTROL ARM FRONT FIXED LOWER SUPER-FLEX TJ/LJ/XJ/MJ/ZJ/ PAIR			
RE3780	1	CONTROL ARM FRONT ADJUSTABLE UPPER SUPER-FLEX TJ/LJ/XJ/MJ/ZJ/ PAIR			
RE6130M SUPER-FLEX W/REAR SPRINGS XJ 4.5" WITH MONOTUBE SHOCKS					
RE6130	-	SUPER-FLEX W/REAR SPRINGS XJ 4.5" (SEE ABOVE)			
RXJ701B	2	RUBICON MONOTUBE SHOCK			
RXJ507B	2	RUBICON MONOTUBE SHOCK			
RE6130T SUPER-FLEX W/REAR SPRINGS XJ 4.5" WITH TWIN TUBE SHOCKS					
RE6130	1	SUPER-FLEX W/REAR SPRINGS XJ 4.5" (SEE ABOVE)			
RXT2621B	2	RUBICON TWIN TUBE SHOCK			
RXT2610B	2	RUBICON TWIN TUBE SHOCK			

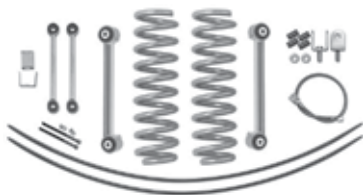
RE6500 SUPER-FLEX SHORT ARM KIT w/REAR SOA MJ COMANCHE - 5.5" (NO SHOCKS)



PART#	QTY	DESCRIPTION	FOOTNOTES	MAX TIRE	REC. WHEEL
RE1131	1	GEN2 SWAY BAR DISCONNECTS TJ 2.0"-3.5"/ XJ/ZJ 4.5"-5.5"	1, 8, 11, 12, 17, 23, 32, 33, 36	32X11.50	8"W 4"-4.75" BSM
RE1334	1	COIL SPRING SPACER FRONT/REAR 1.75" /PAIR			
RE1345	1	COIL SPRINGS FRONT XJ 5.5"/ ZJ 4.0"/PAIR			
RE1380	1	BUMP STOP LOWER FRONT/ REAR TJ/LJ/KJ/XJ/ZJ 2.0"/PAIR			
RE15133	1	BRAKE LINE SS REAR 22" w/INSTRUCTIONS			
RE1550	1	BRAKE LINE SET SS FRONT 22" TJ/LJ/XJ/MJ/ZJ/CJ 82-86			
RE1660	1	TRACK BAR ADJUSTABLE EXTREME-DUTY FRONT XJ/ZJ 4.5"-7.5"			
RE1665	1	TRACK BAR BRACKET FRONT XJ/ZJ 4.5"-7.5"			
RE1935	1	STANDARD SPRING PERCH 2.5"/PAIR			
RE2025	1	SHOCK MOUNTS WELD-ON DROP POSITION			
RE2055	2	SPRING PLATE SOA CJ/MJ/XJ/YJ/ SINGLE			
RE2120	1	TRANSFER CASE LOWERING KIT 3/4" XJ/ZJ			
RE2421	1	U-BOLT KIT REAR YJ/XJ D35			
RE3700	1	CONTROL ARM FRONT FIXED LOWER SUPER-FLEX TJ/LJ/XJ/MJ/ZJ/ PAIR			
RE3780	1	CONTROL ARM FRONT ADJUSTABLE UPPER SUPER-FLEX TJ/LJ/XJ/MJ/ZJ/ PAIR			
RE9900	1	CONTROL ARM DROP BRACKETS FRONT XJ 3.5"+			
RE9921	1	SWAY BAR RELOCATION BRACKETS XJ/ PAIR			

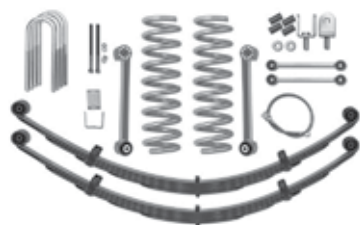
SUPER-RIDE

RE6020 XJ SUPER-RIDE KIT w/ADD-A-LEAF • 3.5" (NO SHOCKS)



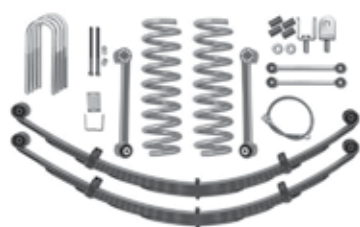
PART#	QTY	DESCRIPTION	FOOTNOTES	MAX TIRE	REC. WHEEL
RE1130	1	SWAY BAR DISCONNECT ADAPTERS XJ/ZJ PRE-96	1, 11, 23, 32, 33	31x10.50	8"W 4"-4.75" BSM
RE1175	1	SWAY BAR END LINKS FRONT XJ/ZJ/TJ 3.5"			
RE1300	1	COIL SPRINGS FRONT XJ 3.5"/PAIR			
RE1410	1	ADD-A-LEAF XJ 2.5"/PAIR			
RE1480	2	SPRING CLAMP CLIP 2.5" WIDE/PAIR			
RE1482	1	LEAF SPRING CENTER PINS 5/16"/PAIR			
RE15152	1	BRAKE LINE SS REAR 18" W/INSTRUCTIONS			
RE3705	1	CONTROL ARM FRONT FIXED LOWER SUPER-RIDE TJ/LJ/XJ/MJ/ZJ/ PAIR			
RE6020M SUPER-RIDE KIT W/ADD-A-LEAF XJ 3.5" WITH MONOTUBE SHOCKS					
RE6020	-	SUPER-RIDE KIT W/ADD-A-LEAF XJ 3.5 (SEE ABOVE)			
RXJ701B	2	RUBICON MONOTUBE SHOCK			
RXJ508B	2	RUBICON MONOTUBE SHOCK			
RE6020T SUPER-RIDE KIT W/ADD-A-LEAF XJ 3.5" WITH TWIN TUBE SHOCKS					
RE6020	-	SUPER-RIDE KIT W/ADD-A-LEAF XJ 3.5 (SEE ABOVE)			
RXT2621B	2	RUBICON TWIN TUBE SHOCK			
RXT2410B	2	RUBICON TWIN TUBE SHOCK			

RE6025 XJ SUPER-RIDE w/REAR SPRINGS • 3.5" (NO SHOCKS)



PART#	QTY	DESCRIPTION	FOOTNOTES	MAX TIRE	REC. WHEEL
RE1130	1	SWAY BAR DISCONNECT ADAPTERS XJ/ZJ PRE-96	1, 8, 11, 12, 17, 23, 32, 33, 36	31X10.50	8"W 4"-4.75" BSM
RE1175	1	SWAY BAR END LINKS FRONT XJ/ZJ/TJ 3.5"			
RE1300	1	COIL SPRINGS FRONT XJ 3.5"/PAIR			
RE1463	2	LEAF SPRING W/BUSHING EXTREME-DUTY REAR XJ 3.5"			
RE15152	1	BRAKE LINE SS REAR 18" W/INSTRUCTIONS			
RE2421	1	U-BOLT KIT REAR YJ/XJ D35			
RE3705	1	CONTROL ARM FRONT FIXED LOWER SUPER-RIDE TJ/LJ/XJ/MJ/ZJ/ PAIR			
RE6025M SUPER-RIDE W/REAR SPRINGS XJ 3.5" WITH MONOTUBE SHOCKS					
RE6025	-	SUPER-RIDE W/REAR SPRINGS XJ 3.5" (SEE ABOVE)			
RXJ701B	2	RUBICON MONOTUBE SHOCK			
RXJ508B	2	RUBICON MONOTUBE SHOCK			
RE6025T SUPER-RIDE W/REAR SPRINGS XJ 3.5" WITH TWIN TUBE SHOCKS					
RE6025	-	SUPER-RIDE W/REAR SPRINGS XJ 3.5" (SEE ABOVE)			
RXT2621B	2	RUBICON TWIN TUBE SHOCK			
RXT2410B	2	RUBICON TWIN TUBE SHOCK			

RE6026 XJ 3.5IN SUPER-RIDE KIT W/LEAFS CHRY 8.25



PART#	QTY	DESCRIPTION	FOOTNOTES	MAX TIRE	REC. WHEEL
RE1171	1	S/B DISCO ADAPT XJ/ZJ XJ/ZJLL PRE 96	1,8,11,12,17, 23,32,33,36	31X10.50	8"W 4"-4.75" BSM
RE1175	1	S/B END LINKS FRT XJ 3.5+ XJ/ZJ/TJ			
RE1300	1	COIL SPRINGS XJ 3' 31.50L 0			
RE1463	1	XJ 3.5IN LEAF SPRG RR HD 0			
RE15152	1	RE6020/RE6025 INST PACK 0			
RE1225	1	U-BOLT KIT 3.00"X9.0" 0			
RE3705	1	CONTROL ARM SR2 LOWER FI CONTROL ARM			
RE6026M SUPER-RIDE KIT XJ 3.5" WITH MONO SHOCKS CHRYSLER 8.25					
RE6026	-	XJ 3.5IN SUPER-RIDE KIT W/LEAFS CHRY 8.25			
RXJ701B	2	RUBICON MONOTUBE STEM/LOOP E-27.8 C-17.2			
RXJ508B	2	RUBICON MONOTUBE LOOP/LOOP E-24.1 C-14.9			
RE6026T SUPER-RIDE KIT XJ 3.5" WITH TWIN TUBE SHOCKS 8.25					
RE6026	-	XJ 3.5IN SUPER-RIDE KIT W/LEAFS CHRY 8.25			
RXT2621B	2	TWIN TUBE SHOCK BLACK 26.5-15.5 S/L			
RXT2410B	2	TWIN TUBE SHOCK BLACK 24.5-14.5 L/L			

ECONOMY / SPACER SYSTEMS

RE6160-RE6165 XJ SPACER SYSTEMS • 1.75"

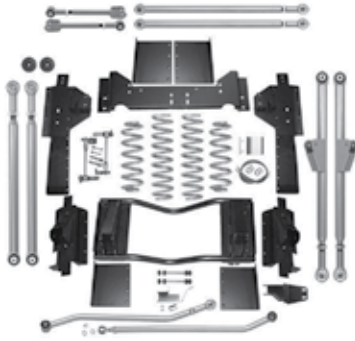


PART#	DESCRIPTION	FOOTNOTES	MAX TIRE	REC. WHEEL
RE6160	1.75" SPACER SYSTEM WITH ADD-A-LEAF	1, 33	30X9.50	8"W 4"-4.75" BSM
RE6165	1.75" SPACER SYSTEM WITH BLOCK AND U-BOLT	1, 12, 33, 36	30X9.50	8"W 4"-4.75" BSM

EXTREME-DUTY / LONG ARM



RE8300 ZJ EXTREME-DUTY LONG ARM KIT - 1993-98 - 4.5" (NO SHOCKS)



PART#	QTY	DESCRIPTION	FOOTNOTES	MAX TIRE	REC. WHEEL
RE1131	1	GEN2 SWAY BAR DISCONNECTS TJ 2.0"-3.5"/ XJ/ZJ 4.5"-5.5"	1, 4, 20, 25, 33	32X11.50	8"W 4"-4.75" BSM
RE1150	1	SWAY BAR END LINKS REAR ZJ 3.5"+			
RE1345	1	COIL SPRINGS FRONT XJ 5.5"/ ZJ 4.0"/PAIR			
RE1350	1	COIL SPRINGS REAR ZJ 4.5"/PAIR			
RE1380	1	BUMP STOP LOWER FRONT/ REAR TJ/LJ/XJ/MJ/ZJ 2.0"/PAIR			
RE1390	1	BUMP STOP REAR ZJ 2.0"/PAIR			
RE1550	1	BRAKE LINE SET SS FRONT 22" TJ/LJ/XJ/MJ/ZJ/CJ 82-86			
RE1604	1	TRACK BAR BRACKET REAR ZJ 3.0"-4.5"			
RE1650	1	TRACK BAR ADJUSTABLE REAR ZJ W/LA 4.0"-6.0"			
RE1660	1	TRACK BAR ADJUSTABLE EXTREME-DUTY FRONT XJ/ZJ 4.5"-7.5"			
RE1665	1	TRACK BAR BRACKET FRONT XJ/ZJ 4.5"-7.5"			
RE4000	1	CONTROL ARM FRONT ADJUSTABLE LOWER LEFT EXTREME-DUTY/ SINGLE			
RE4010	1	CONTROL ARM FRONT ADJUSTABLE LOWER RIGHT EXTREME-DUTY/ SINGLE			
RE4020	1	CONTROL ARM FRONT ADJUSTABLE UPPER EXTREME-DUTY TJ/LJ/XJ/MJ/ZJ/ PAIR			
RE4030	1	CONTROL ARM REAR ADJUSTABLE LOWER EXTREME-DUTY/ PAIR			
RE4040	1	CONTROL ARM REAR ADJUSTABLE UPPER EXTREME-DUTY/ PAIR			
RE9950	1	MAIN ASSEMBLY FRONT LONG ARM ZJ			
RE9960	1	MAIN ASSEMBLY REAR LONG ARM ZJ			
RE8300M EXTREME-DUTY LONG ARM KIT ZJ 93-98 4.5" WITH MONOTUBE SHOCKS					
RE8300	-	EXTREME-DUTY LONG ARM KIT ZJ 93-98 4.5" (See above)			
RXJ801B	2	RUBICON MONOTUBE SHOCK			
RXJ802B	2	RUBICON MONOTUBE SHOCK			
RE8300T EXTREME-DUTY LONG ARM KIT ZJ 93-98 4.5" WITH TWIN TUBE SHOCKS					
RE8300	-	EXTREME-DUTY LONG ARM KIT ZJ 93-98 4.5" (See above)			
RXT2621B	2	RUBICON TWIN TUBE SHOCK			
RXT2620B	2	RUBICON TWIN TUBE SHOCK			

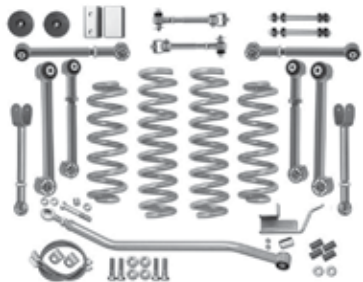
RE8330 ZJ EXTREME-DUTY LONG ARM UPGRADE KIT - 1993-98



PART#	QTY	DESCRIPTION	FOOTNOTES	MAX TIRE	REC. WHEEL
RE4000	1	CONTROL ARM FRONT ADJUSTABLE LOWER LEFT EXTREME-DUTY/ SINGLE	1, 4, 20, 33		
RE4010	1	CONTROL ARM FRONT ADJUSTABLE LOWER RIGHT EXTREME-DUTY/ SINGLE			
RE4020	1	CONTROL ARM FRONT ADJUSTABLE UPPER EXTREME-DUTY TJ/LJ/XJ/MJ/ZJ/ PAIR			
RE4030	1	CONTROL ARM REAR ADJUSTABLE LOWER EXTREME-DUTY/ PAIR			
RE4040	1	CONTROL ARM REAR ADJUSTABLE UPPER EXTREME-DUTY/ PAIR			
RE9950	1	MAIN ASSEMBLY FRONT LONG ARM ZJ			
RE9960	1	MAIN ASSEMBLY REAR LONG ARM ZJ			


SUPER-FLEX / SHORT ARM

RE8000 ZJ SUPER-FLEX SHORT ARM KIT • 1993-98 • 4.5" (NO SHOCKS)



PART#	QTY	DESCRIPTION	FOOTNOTES	MAX TIRE	REC. WHEEL
RE1131	1	GEN2 SWAY BAR DISCONNECTS TJ 2.0"-3.5"/XJ/ZJ 4.5"-5.5"	1, 4, 25, 33	32x11.50	8"W 4"-4.75" BSM
RE11501	1	SWAY BAR END LINKS REAR ZJ W/INST			
RE1345	1	COIL SPRINGS FRONT XJ 5.5"/ZJ 4.0"/PAIR			
RE1350	1	COIL SPRINGS REAR ZJ 4.5"/PAIR			
RE1380	1	BUMP STOP LOWER FRONT/ REAR TJ/LJ/JK/XJ/ZJ 2.0"/PAIR			
RE1390	1	BUMP STOP REAR ZJ 2.0"/PAIR			
RE1550	1	BRAKE LINE SET SS FRONT 22" TJ/LJ/XJ/MJ/ZJ/CJ 82-86			
RE1600	1	TRACK BAR ADJUSTABLE FRONT TJ/LJ/XJ/MJ/ZJ 3.5"-4.5"			
RE1604	1	TRACK BAR BRACKET REAR ZJ 3.0"-4.5"			
RE2120	1	TRANSFER CASE LOWERING KIT 3/4" XJ/ZJ			
RE3700	1	CONTROL ARM FRONT FIXED LOWER SUPER-FLEX TJ/LJ/XJ/MJ/ZJ/ PAIR			
RE3715	1	CONTROL ARM FRONT/REAR ADJUSTABLE LOWER SUPER-FLEX TJ/LJ/XJ/MJ/ZJ/PAIR			
RE3780	1	CONTROL ARM FRONT ADJUST. UPPER SUPER-FLEX TJ/LJ/XJ/MJ/ZJ/ PAIR			
RE3783	1	CONTROL ARM REAR ADJUST. UPPER SUPER-FLEX TJ/LJ/ZJ/ PAIR			
RE8000M SUPER-FLEX SHORT ARM KIT ZJ 93-98 4.5" WITH MONOTUBE SHOCKS					
RE8000	-	SUPER-FLEX SHORT ARM KIT ZJ 93-98 4.5" (SEE ABOVE)			
RXJ801B	2	RUBICON MONOTUBE SHOCK			
RXJ802B	2	RUBICON MONOTUBE SHOCK			
RE8000T SUPER-FLEX SHORT ARM KIT ZJ 93-98 4.5" WITH TWIN TUBE SHOCKS					
RE8000	-	SUPER-FLEX SHORT ARM KIT ZJ 93-98 4.5" (SEE ABOVE)			
RXT2621B	2	RUBICON TWIN TUBE SHOCK			
RXT2620B	2	RUBICON TWIN TUBE SHOCK			


RE8003 ZJ SUPER-FLEX SHORT ARM KIT • 1993-98 • 3.5" (NO SHOCKS)



PART#	QTY	DESCRIPTION	FOOTNOTES	MAX TIRE	REC. WHEEL
RE1130	1	GEN2 SWAY BAR DISCONNECTS TJ 0"-2.0"/XJ/ZJ 2.0"-3.5"	1, 33	31x10.50	8"W 4"-4.75" BSM
RE11502	1	SWAY BAR END LINKS REAR ZJ W/INST			
RE1341	1	COIL SPRINGS FRONT ZJ 3.5"/PAIR			
RE1343	1	COIL SPRINGS REAR ZJ 3.5"/PAIR			
RE1380	1	BUMP STOP LOWER FRONT/ REAR TJ/LJ/JK/XJ/ZJ 2.0"/PAIR			
RE1390	1	BUMP STOP REAR ZJ 2.0"/PAIR			
RE1550	1	BRAKE LINE SET SS FRONT 22" TJ/LJ/XJ/MJ/ZJ/CJ 82-86			
RE1604	1	TRACK BAR BRACKET REAR ZJ 3.0"-4.5"			
RE3700	1	CONTROL ARM FRONT FIXED LOWER SUPER-FLEX TJ/LJ/XJ/MJ/ZJ/ PAIR			
RE3715	1	CONTROL ARM FRONT/REAR ADJUSTABLE LOWER SUPER-FLEX TJ/LJ/XJ/MJ/ZJ/ PAIR			
RE8003M SUPER-FLEX SHORT ARM KIT ZJ 93-98 3.5" WITH MONOTUBE SHOCKS					
RE8003	-	SUPER-FLEX SHORT ARM KIT ZJ 93-98 3.5" (SEE ABOVE)			
RXJ801B	2	RUBICON MONOTUBE SHOCK			
RXJ802B	2	RUBICON MONOTUBE SHOCK			
RE8003T SUPER-FLEX SHORT ARM KIT ZJ 93-98 3.5" WITH TWIN TUBE SHOCKS					
RE8003	-	SUPER-FLEX SHORT ARM KIT ZJ 93-98 3.5" (SEE ABOVE)			
RXT2621B	2	RUBICON TWIN TUBE SHOCK			
RXT2620B	2	RUBICON TWIN TUBE SHOCK			

ZJ

SUPER-RIDE / SHORT ARM

RE8005**ZJ SUPER-RIDE SHORT ARM KIT - 1993-98 - 3.5" (NO SHOCKS)**

PART#	QTY	DESCRIPTION	FOOTNOTES	MAX TIRE	REC. WHEEL
RE11503	1	SWAY BAR END LINKS REAR ZJ W/INST	1, 15, 33	31X10.50	8"W 4"-4.75" BSM
RE1172	1	SWAY BAR DISCONNECT ADAPTERS TJ/ZJ 96+			
RE1175	1	SWAY BAR END LINKS FRONT XJ/ZJ/TJ 3.5"			
RE1341	1	COIL SPRINGS FRONT ZJ 3.5"/PAIR			
RE1343	1	COIL SPRINGS REAR ZJ 3.5"/PAIR			
RE1604	1	TRACK BAR BRACKET REAR ZJ 3.0"-4.5"			
RE3705	1	CONTROL ARM FRONT FIXED LOWER SUPER-RIDE TJ/LJ/XJ/MJ/ZJ/ PAIR			
RE3720	1	CONTROL ARM FRONT/REAR ADJUSTABLE LOWER SUPER-RIDE TJ/LJ/XJ/MJ/ZJ/ PAIR			
RE8005M	SUPER-RIDE SHORT ARM KIT ZJ 93-98 3.5" WITH MONOTUBE SHOCKS				
RE8005	-	SUPER-FLEX SHORT ARM KIT ZJ 93-98 3.5" (SEE ABOVE)			
RXJ801	2	FRONT MONO TUBE SHOCKS			
RXJ802	2	RUBICON MONOTUBE			
RE8005T	SUPER-RIDE SHORT ARM KIT ZJ 93-98 3.5" WITH TWIN TUBE SHOCKS				
RE8005	-	SUPER-FLEX SHORT ARM KIT ZJ 93-98 3.5" (See above)			
RXT2621B	2	TWIN TUBE SHOCK			
RXT2620B	2	TWIN TUBE SHOCK			

ECONOMY / SPACER SYSTEMS

RE8030**ZJ SPACER SYSTEMS - 1.75"**

PART#	DESCRIPTION	FOOTNOTES	MAX TIRE	REC. WHEEL
RE8030	1.75" SPACER SYSTEM (INCLUDES TWIN TUBE SHOCKS) 93-98 GRAND CHEROKEE	1, 33	30x9.5	8"W 4"-4.75" BSM

ECONOMY / SPACER SYSTEMS

RE8530**ZJ SPACER SYSTEMS - 1.75"**

PART#	DESCRIPTION	FOOTNOTES	MAX TIRE	REC. WHEEL
RE8530	1.75" SPACER SYSTEM (INCLUDES TWIN TUBE SHOCKS) 99-04 GRAND CHEROKEE	1, 33	30x9.5	8"W 4"-4.75" BSM

WJ

KIT BOM INDEX

JK	EXTREME-DUTY - Long Arm	4-Link Front	4-Link Rear	93	TJ/LJ	Economy-Spacer Systems	124
JK	EXTREME-DUTY - Long Arm	4-Link Front	3-Link Rear	97	YJ	Spring Over - Conversion Kits	125
JK	EXTREME-DUTY - Long Arm	Radius Arm Front	4-Link Rear	99	YJ	EXTREME-DUTY Kits	125
JK	EXTREME-DUTY - Long Arm	Radius Arm Front	3-Link Rear	100	YJ	Standard Kits	125
JK	EXTREME-DUTY - Long Arm	Upgrades		101	CJ	EXTREME-DUTY Kits	128
JK	Super-Flex - Short Arm			102	XJ	EXTREME-DUTY - Short Arm Systems	129
JK	Sport, Standard & Economy Kits - Coil Systems			109	XJ	EXTREME-DUTY - Long Arm Systems	129
JK	Sport Kits - Coil Systems			111	XJ	Super-Flex Systems	130
JK	Economy - Spacer Systems			112	XJ	Super-Ride Systems	133
JK	Leveling Kit			112	XJ	Economy - Spacer Systems	133
TJ	EXTREME-DUTY - Long Arm Systems			113	ZJ	EXTREME-DUTY - Long Arm Systems	134
LJ	EXTREME-DUTY - Long Arm Systems w/Rear Track Bar			118	ZJ	Super-Flex - Short Arm Systems	135
LJ	EXTREME-DUTY - Long Arm Systems w/Rear Tri-Link			119	ZJ	Super-Ride - Short Arm Systems	136
TJ/LJ	EXTREME-DUTY - Long Arm Upgrades			121	ZJ	Economy - Spacer Systems	136
TJ/LJ	Super-Flex - Short Arm Systems			123			
TJ/LJ	Standard - Short Arm Systems			124			

FOOTNOTES

- 1 Vehicle will require alignment after kit is installed.
- 2 Recommend using Drop Pitman arm RE2500 w/power, RE2504 manual steering
- 3 Recommend using SYE kit and C/V drive shaft
- 4 TJ must use with SYE kit and C/V drive shaft. LJ may use RE2100 t case drop.
- 5 Recommended using CV drive shaft with Spicer conversion yoke
- 6 Recommend using high steer conversion.
- 7 Front drive shaft modification may be necessary
- 8 Rear pinion shims required if CV driveshaft used
- 9 76-81 Disk brake CJ7 and all Disk brake CJ5 use RE1552 front brake lines.
- 10 No front brake lines available for front drum brakes.
- 11 Any tire wider than a 10.50 will need a BSM of 4-4.75"
- 12 Kit comes standard with D35 axle U-bolts.
- 13 Requires new gas tank.
- 14 Exhaust modifications required.
- 15 Kit comes with front sway bar hardware RE1172 for 96-98 ZJ.
- [15.1] 93-95 ZJ use RE1171 front sway bar hardware.
- 16 Late 86 CJ7 may have D44 rear axle. Use RE2445 rear U-bolts.
- 17 For D44 rear axle use RE2445 U-bolts.
- 18 For Peugeot trans RM21790 is needed.
- 19 For NP242 transfer case RM21785 is needed.
- 20 '93-'95 Model year ZJ RE9951 is needed.
- 21 Rear upper adjustable control arms required if using CV driveshaft.
- 22 1" Body lift or a set of RE1395 bump stops front and rear required for 35" tires.
- 23 97-01 Cherokees have smaller fender openings. Next size down tire size recommended.
- 24 03-06 TJ automatic transmission skid plate removal required.
- 25 Booted CV(ball and socket style) front drive shafts may need to be replaced. Replacement driveshaft should have a single U-joint on axle end.
- 26 Tri link rear axle brackets designed for OEM axles. Aftermarket axles require custom built mount.
- 27 Front driveshaft replacement required. RE1810 adapter and RE1883-365 driveshaft. For 2012-13 w/ Auto Trans use driveshaft RE1883-385.
- 28 Rear driveshaft replacement required. RE1805 adapter and RE1887-240 driveshaft.
- 29 Rear driveshaft replacement required. RE1805 adapter and RE1887-430 driveshaft.
- 30 Front adjustable control arms are required for use with this system.
- 31 System is not recommended to be combined with body lifts over 1" tall.
- 32 Over 3.5-inches of lift on a full-time NP242 unit may cause unacceptable vibrations on the front driveshaft, when driven in "part-time" or locked constant use 4WD.
- 33 All ride height increases are approximate and will vary due to vehicle specification (Engine size, factory options, trail equipment, etc).
- 34 LJ must use RE1603 rear track bar bracket.
- 35 M300 t-case use 2-4-4341 yoke, M20 t-case use 2-6-4061x yoke
- 36 For C8.25 or D44 U-bolts order kit with RE1225.
- 37 Must use RE4531 Exhaust Loop Bypass tube on 2012 and later
- 38 Front and rear drive shafts are recommended. See footnote's 27, 28, 629 for part #'s
- 39 Must use RE4532 Exhaust spacers on 2012 and later JK's if not replacing the front drive shaft. See footnote 27 for front shaft and yoke part #'s
- 40 Requires new rear upper arms, RE3757 if not upgrading from a Rubicon Super-Flex kit
- 41 Front drive shaft recommended. RE1883-365 or RE1883-385(2012+ Auto trans only). Requires RE1810 adapter yoke.
- 42 Recommend using RE4532 Exhaust spacers on 2012+ for additional front drive shaft clearance near exhaust
- 43 Factory 17" and up wheels are compatible with this system