

GEM 



2021

TABLE OF CONTENTS

1	OCTA SERIES PRODUCT
2	OCTA SERIES ORDERING
3	OCTA SERIES ORDERING
4	T3 SERIES PRODUCT
5	T3 SERIES ORDERING
6	LUCKY 7 EXHAUST TIPS PRODUCT
7	LUCKY 7 EXHAUST TIP ORDERING
8	BILLET EXHAUST TIPS PRODUCT
9	BILLET EXHAUST TIP ORDERING
10	OCTA BULL BAR PRODUCT & ORDERING
11	LOCK BOX / PISTOL SAFE PRODUCT & ORDERING



OCTA SERIES



OEM QUALITY

Never rust aluminum substructure with OEM quality finishes. OEM style brackets and mounting for a no fuss, no drill, quick installation.

MODERN

Stand apart from the rest with our hard edged styling that compliments today's vehicles and makes your truck look awesome.

TRUSTED

We've been supplying tubes directly to the OEM's like GM and Toyota for 20 years, and are now bringing that same quality direct to you at after market prices.

AVAILABLE IN

TRUE
CHROME

BLACK
POWDERCOAT



DETAILS

Only GEM Tubes offer black and chrome both with our limited lifetime warranty. All of our hardware is plated to OEM specs, passing 1000HR salt spray tests. Our deep chrome plating is OEM thickness over military grade aluminum that will NEVER rust, flake, or peel like the competition. Our black tubes feature a two coat process that means no rusting or peeling, and with a warranty to back it up! Our brackets offer the ultimate ground clearance for a clean fit. Our OEM style bracket covers, also look great, and protect the bracket from stone chips and unsightly rust.

OCTA SERIES



OCTA SERIES - PREMIUM CHROMED OR POWDERCOATED ALUMINUM TUBES



CHEVROLET SILVERADO / GMC SIERRA

	PART NO	COLOUR
2019+ 1500 & 2020+ 2500HD/3500HD (w/o DEF tank) - EXT Cab	300065	Chrome
2019+ 1500 & 2020+ 2500HD/3500HD (w/o DEF tank) - EXT Cab	300066	Black
2019+ 1500 & 2020+ 2500HD/3500HD (w/o DEF tank) - CREW Cab	300063	Chrome
2019+ 1500 & 2020+ 2500HD/3500HD (w/o DEF tank) - CREW Cab	300064	Black

14-18 1500 & 15-19 2500HD/3500HD (w/o DEF tank) - REG Cab	300006	Chrome
14-18 1500 & 15-19 2500HD/3500HD (w/o DEF tank) - REG Cab	300007	Black
14-18 1500 & 15-19 2500HD/3500HD (w/o DEF tank) - EXT Cab	300008	Chrome
14-18 1500 & 15-19 2500HD/3500HD (w/o DEF tank) - EXT Cab	300009	Black
14-18 1500 & 15-19 2500HD/3500HD (w/o DEF tank) - CREW Cab	300010	Chrome
14-18 1500 & 15-19 2500HD/3500HD (w/o DEF tank) - CREW Cab	300011	Black



07-13 1500/2500/3500 GAS (w/o DEF tank) - REG Cab	300000	Chrome
07-13 1500/2500/3500 GAS (w/o DEF tank) - REG Cab	300001	Black
07-13 1500/2500/3500 GAS (w/o DEF tank) - EXT Cab	300002	Chrome
07-13 1500/2500/3500 GAS (w/o DEF tank) - EXT Cab	300003	Black
07-13 1500/2500/3500 GAS (w/o DEF tank) - CREW Cab	300004	Chrome
07-13 1500/2500/3500 GAS (w/o DEF tank) - CREW Cab	300005	Black



NEW BODY RAM


	PART NO	COLOUR
2019+ NEW RAM 1500 (NOT CLASSIC) - QUAD Cab	300071	Chrome
2019+ NEW RAM 1500 (NOT CLASSIC) - QUAD Cab	300072	Black
2019+ NEW RAM 1500 (NOT CLASSIC) - CREW Cab	300069	Chrome
2019+ NEW RAM 1500 (NOT CLASSIC) - CREW Cab	300070	Black

*RAM CLASSIC BODY & 2500/3500 RAM

	PART NO	COLOUR
09-21 RAM* 1500 & 10-21 RAM 2500/3500 - REG Cab	300042	Chrome
09-21 RAM* 1500 & 10-21 RAM 2500/3500 - REG Cab	300043	Black
09-21 RAM* 1500 & 10-21 RAM 2500/3500 - QUAD Cab	300044	Chrome
09-21 RAM* 1500 & 10-21 RAM 2500/3500 - QUAD Cab	300045	Black
09-21 RAM* 1500 & 10-21 RAM 2500/3500 - CREW Cab	300046	Chrome
09-21 RAM* 1500 & 10-21 RAM 2500/3500 - CREW Cab	300047	Black



2002 - 2008 DODGE RAM 1500 - REG Cab	300036	Chrome
2002 - 2008 DODGE RAM 1500 - REG Cab	300037	Black
2002 - 2008 DODGE RAM 1500 - QUAD Cab	300038	Chrome
2002 - 2008 DODGE RAM 1500 - QUAD Cab	300039	Black
2002 - 2008 DODGE RAM 1500 - CREW Cab	300040	Chrome
2002 - 2008 DODGE RAM 1500 - CREW Cab	300041	Black



PREMIUM CHROMED ALUMINUM

OCTA SERIES



OCTA SERIES - PREMIUM CHROMED OR POWDERCOATED ALUMINUM TUBES



FORD F-150/250/350	PART NO	COLOUR
2015+ F-150 & 17+ F-250/350 - REG Cab	300030	Chrome
2015+ F-150 & 17+ F-250/350 - REG Cab	300031	Black
2015+ F-150 & 17+ F-250/350 - EXT Cab	300032	Chrome
2015+ F-150 & 17+ F-250/350 - EXT Cab	300033	Black
2015+ F-150 & 17+ F-250/350 - CREW Cab	300034	Chrome
2015+ F-150 & 17+ F-250/350 - CREW Cab	300035	Black



2009 - 2014 Ford F-150 - REG Cab	300024	Chrome
2009 - 2014 Ford F-150 - REG Cab	300025	Black
2009 - 2014 Ford F-150 - EXT Cab	300026	Chrome
2009 - 2014 Ford F-150 - EXT Cab	300027	Black
2009 - 2014 Ford F-150 - CREW Cab	300028	Chrome
2009 - 2014 Ford F-150 - CREW Cab	300029	Black




FORD RANGER	PART NO	COLOUR
2019+ Ford Ranger - SuperCab	300097	Chrome
2019+ Ford Ranger - SuperCab	300098	Black
2019+ Ford Ranger - SuperCrew	300099	Chrome
2019+ Ford Ranger - SuperCrew	300100	Black

JEEP WRANGLER / UNLIMITED	PART NO	COLOUR
2018+ Jeep Wrangler - 4 Door (JL)	300059	Chrome
2018+ Jeep Wrangler - 4 Door (JL)	300060	Black
2007 - 2018 Jeep Wrangler - 2 Door (JK)	300050	Chrome
2007 - 2018 Jeep Wrangler - 2 Door (JK)	300051	Black
2007 - 2018 Jeep Wrangler - 4 Door (JK)	300052	Chrome
2007 - 2018 Jeep Wrangler - 4 Door (JK)	300053	Black



TOYOTA TACOMA	PART NO	COLOUR
2016+ Toyota Tacoma - Double Cab	300075	Chrome
2016+ Toyota Tacoma - Double Cab	300076	Black

TOYOTA TUNDRA	PART NO	COLOUR
2007+ Toyota Tundra - Double Cab	300056	Chrome
2007+ Toyota Tundra - Double Cab	300057	Black
2007+ Toyota Tundra - CrewMax Cab	300054	Chrome
2007+ Toyota Tundra - CrewMax Cab	300055	Black



BLACK POWDERCOATED ALUMINUM

T3 SERIES



WIDE STEP

Just because they're wide, doesn't mean they have to be boring. Get the security of a nice wide step area and style to go with it.

AGGRESSIVE

Inspired by stealth bombers and the F-22 Raptor... Why? Because they're awesome, and now your truck is too!

DURABLE

Zero corrosion construction with a strong aluminum structure tested to withstand a 500lb load.

AVAILABLE IN

TRUE
CHROME

BLACK
POWDERCOAT



DETAILS

Incredible faceted design, with stealth aerospace inspiration, this unique design running board compliments the styling of today's hard edged trucks and SUV's, and is a look that no-one else can offer. DEEP CHROME Finish – for an even brighter shine than polished stainless steel, that will never become dull, or yellow like stainless steel. 2.5mm thick MILITARY GRADE ALUMINUM structure, with either true chrome or black powdercoat finish will NEVER RUST, PIT, PEEL, FLAKE OR DULL. The ultimate in long lasting great looks. Extreme corrosion resistance and backed by our LIFETIME WARRANTY.

T3 SERIES



T3 SERIES - PREMIUM CHROMED OR POWDERCOATED ALUMINUM TUBES

DON'T FORGET TO PURCHASE YOUR VEHICLE SPECIFIC BRACKET KIT - ORDER SEPARATELY.



BOARDS ONLY - ORDER BOARDS + BRACKET KIT (SEE BELOW)	PART NO	COLOUR
T3 BOARD 59" LONG	400001	Chrome
T3 BOARD 59" LONG	400002	Black
T3 BOARD 67" LONG	400028	Chrome
T3 BOARD 67" LONG	400029	Black
T3 BOARD 76" LONG	400003	Chrome
T3 BOARD 76" LONG	400004	Black
T3 BOARD 87" LONG	400005	Chrome
T3 BOARD 87" LONG	400006	Black




T3 SERIES - BRACKET KITS

CHEVROLET SILVERADO / GMC SIERRA 1500

19+ 1500 & 20+ 2500/3500 Gas - Crew/Ext Cab (FOR 87"/76")	400018
14-18 1500 & 15-19 2500/3500 Gas - Reg Cab (FOR 59" T3)	400007
14-18 1500 & 15-19 2500/3500 Gas - Ext Cab (FOR 76" T3)	400008
14-18 1500 & 15-19 2500/3500 Gas - Crew Cab (FOR 87" T3)	400009

DODGE RAM

2019+ NEW RAM 1500 (NOT CLASSIC) - Crew/Quad Cab (FOR 87"/76")	400022
09-21 1500 CLASSIC & 10-21 RAM 2500/3500 - REG Cab (FOR 59" T3)	400013
09-21 1500 CLASSIC & 10-21 RAM 2500/3500 - EXT Cab (FOR 76" T3)	400014
09-21 1500 CLASSIC & 10-21 RAM 2500/3500 - CREW Cab (FOR 87" T3)	400015




FORD F150

2015+ F-150 & 17+ F-250/350 - REG Cab (FOR 59" T3)	400010
2015+ F-150 & 17+ F-250/350 - EXT Cab (FOR 76" T3)	400011
2015+ F-150 & 17+ F-250/350 - CREW Cab (FOR 87" T3)	400012

FORD RANGER

2019+ RANGER SuperCrew/SuperCab (FOR 76"/67" T3)	400026
--	--------



NISSAN TITAN / TITAN XD

2016+ Titan / Titan XD Crew/King Cab (FOR 87"/76" T3)	400025
---	--------

TOYOTA TUNDRA

2007+ Toyota Tundra - Double Cab (FOR 76" T3)	400016
2007+ Toyota Tundra - CrewMax Cab (FOR 87" T3)	400017



LUCKY 7 EXHAUST TIPS



304 STAINLESS

Both our polished and black tips use nothing but the best 304 stainless steel, including all our mounting hardware.

AGGRESSIVE

Designed to match the hard styling lines of today's coolest cars and trucks.

DIFFERENT

We've been supplying tubes directly to the OEM's like GM and Toyota for 20 years, and are now bringing that same quality direct to you at after market prices.

AVAILABLE IN


POLISHED & BLACK IN 3 DISTINCT STYLES



STAGGER



STRAIGHT



BIG MOUTH

DETAILS

SEVEN SIDED geometric design for an edgy look that is THE ONLY ONE OF ITS KIND in the industry. A perfect complement to our OCTA tubes, to round out a "vehicle package", or on its own for a modern accent to your car or truck. Our tips will outlast your exhaust system. Unlike most, our BLACK coated tips are ALSO 304 STAINLESS STEEL, and not low 400 series stainless or carbon steel. We back BOTH OUR POLISHED AND BLACK TIPS WITH A LIFETIME WARRANTY. TIG welded, and hand polished for the ultimate in craftsmanship, that feature a SMOOTH TRANSITION from round exhaust to geometric tip outlet for BETTER LOOKS AND PERFORMANCE.

LUCKY 7 EXHAUST TIPS



LUCKY 7 - LIFETIME WARRANTY ALL 304 STAINLESS STEEL EXHAUST TIPS



STAGGER CUT TIPS

	PART NO	COLOUR
2.5" Inlet / 4" Outlet x 10" Length	700254	Polished
2.5" Inlet / 4" Outlet x 10" Length	710254	Black
2.75" Inlet / 5" Outlet x 12" Length	700275	Polished
2.75" Inlet / 5" Outlet x 12" Length	710275	Black
3" Inlet / 5" Outlet x 12" Length	700305	Polished
3" Inlet / 5" Outlet x 12" Length	710305	Black
3.5" Inlet / 5" Outlet x 12" Length	700355	Polished
3.5" Inlet / 5" Outlet x 12" Length	710355	Black
4" Inlet / 5" Outlet x 12" Length	700405	Polished
4" Inlet / 5" Outlet x 12" Length	710405	Black
4" Inlet / 6" Outlet x 16" Length	700406	Polished
4" Inlet / 6" Outlet x 16" Length	710406	Black
5" Inlet / 6" Outlet x 16" Length	700506	Polished
5" Inlet / 6" Outlet x 16" Length	710506	Black

STRAIGHT CUT TIPS

	PART NO	COLOUR
2.5" Inlet / 4" Outlet x 10" Length	701254	Polished
2.5" Inlet / 4" Outlet x 10" Length	711254	Black
2.75" Inlet / 5" Outlet x 12" Length	701275	Polished
2.75" Inlet / 5" Outlet x 12" Length	711275	Black
3" Inlet / 5" Outlet x 12" Length	701305	Polished
3" Inlet / 5" Outlet x 12" Length	711305	Black
3.5" Inlet / 5" Outlet x 12" Length	701355	Polished
3.5" Inlet / 5" Outlet x 12" Length	711355	Black
4" Inlet / 5" Outlet x 12" Length	701405	Polished
4" Inlet / 5" Outlet x 12" Length	711405	Black

BIG MOUTH TIPS

	PART NO	COLOUR
2.5" Inlet / 4" Outlet x 10" Length	702254	Polished
2.5" Inlet / 4" Outlet x 10" Length	712254	Black
2.75" Inlet / 5" Outlet x 12" Length	702275	Polished
2.75" Inlet / 5" Outlet x 12" Length	712275	Black
3" Inlet / 5" Outlet x 12" Length	702305	Polished
3" Inlet / 5" Outlet x 12" Length	712305	Black
3.5" Inlet / 5" Outlet x 12" Length	702355	Polished
3.5" Inlet / 5" Outlet x 12" Length	712355	Black
4" Inlet / 5" Outlet x 12" Length	702405	Polished
4" Inlet / 5" Outlet x 12" Length	712405	Black



STAGGER



STRAIGHT



BIG MOUTH

BILLET EXHAUST TIPS

CNC CUT FROM 5" DIAMETER BILLET ALUMINUM STOCK
304 STAINLESS STEEL, SMOOTH INLET TRANSITION



DISTINCT

AVAILABLE in 3 distinct styles -
BARREL, SILENCER, &
HAMMER

REFINED


A cool, refined new look for
trucks and hot rods, inspired by
custom motorcycle trends.

EASY ASSEMBLY

Easy and secure bolt-on
attachment with all stainless
mounting hardware

AVAILABLE IN

**TRUE CHROME & BLACK
IN 3 DISTINCT STYLES**



DETAILS

These large diameter CNC cut exhaust tips draw their inspiration from the billet exhaust tips common in custom motorcycle fabrication. GEM brings this look, but in a size fit for trucks and hot rods as a cool new option for your ride. Their machined in details give you a style that just can't be matched by any steel tips out there. With 3 designs to choose from, choose the one that best matches the hard lines or smooth curves of your ride. Available in inlet sizes of 2.5" to 4" with an overall length of 12".

**PRECISION CNC CUT STYLING THAT CAN'T BE MATCHED
BY ANY STEEL TIPS.**

BILLET EXHAUST TIPS



BILLET - PREMIUM CHROMED OR POWDERCOATED CNC CUT TIPS



BARREL CUT 5" TIPS	PART NO	COLOUR
2.5" Inlet / 5" Outlet x 12" Length	B00255	Chrome
2.5" Inlet / 5" Outlet x 12" Length	B10255	Black
2.75" Inlet / 5" Outlet x 12" Length	B00275	Chrome
2.75" Inlet / 5" Outlet x 12" Length	B10275	Black
3" Inlet / 5" Outlet x 12" Length	B00305	Chrome
3" Inlet / 5" Outlet x 12" Length	B10305	Black
3.5" Inlet / 5" Outlet x 12" Length	B00355	Chrome
3.5" Inlet / 5" Outlet x 12" Length	B10355	Black
4" Inlet / 5" Outlet x 12" Length	B00405	Chrome
4" Inlet / 5" Outlet x 12" Length	B10405	Black

SILENCER CUT 5" TIPS	PART NO	COLOUR
2.5" Inlet / 5" Outlet x 12" Length	B01255	Chrome
2.5" Inlet / 5" Outlet x 12" Length	B11255	Black
2.75" Inlet / 5" Outlet x 12" Length	B01275	Chrome
2.75" Inlet / 5" Outlet x 12" Length	B11275	Black
3" Inlet / 5" Outlet x 12" Length	B01305	Chrome
3" Inlet / 5" Outlet x 12" Length	B11305	Black
3.5" Inlet / 5" Outlet x 12" Length	B01355	Chrome
3.5" Inlet / 5" Outlet x 12" Length	B11355	Black
4" Inlet / 5" Outlet x 12" Length	B01405	Chrome
4" Inlet / 5" Outlet x 12" Length	B11405	Black

HAMMER CUT 5" TIPS	PART NO	COLOUR
2.5" Inlet / 5" Outlet x 12" Length	B02255	Chrome
2.5" Inlet / 5" Outlet x 12" Length	B12255	Black
2.75" Inlet / 5" Outlet x 12" Length	B02275	Chrome
2.75" Inlet / 5" Outlet x 12" Length	B12275	Black
3" Inlet / 5" Outlet x 12" Length	B02305	Chrome
3" Inlet / 5" Outlet x 12" Length	B12305	Black
3.5" Inlet / 5" Outlet x 12" Length	B02355	Chrome
3.5" Inlet / 5" Outlet x 12" Length	B12355	Black
4" Inlet / 5" Outlet x 12" Length	B02405	Chrome
4" Inlet / 5" Outlet x 12" Length	B12405	Black



BARREL

SILENCER

HAMMER

BARREL

SILENCER

HAMMER

TRUE CHROME

BLACK POWDERCOAT

OCTA BULL BAR



GEOMETRIC

Full cross section tube, not a stamped shell. Looks awesome and is full strength!

POLISHED

Hand polished to a mirror shine.

POWDERCOAT

Steel with a 2 - step ecoat + textured powdercoat finish over nothing but the best 304 stainless steel.

AVAILABLE IN

**POLISHED STAINLESS &
POWDERCOATED STAINLESS**



OCTA - BULL BARS (PATENTED) 304 STAINLESS STEEL	PART NO	COLOUR
FORD - 2004 - 2018 F-150, Excluding Raptor	600001	Black
	600005	Polished
DODGE - 2009 - 2018 RAM 1500, Excluding Rebel	600002	Black
	600006	Polished
CHEVY - 2007 - 2018 Silverado 1500	600003	Black
	600007	Polished

THE INDUSTRIES ONLY FULL CROSS SECTION GEOMETRIC TUBE BENT IN THE CLASSIC BULL BAR SHAPE, FOR MODERN LOOKS AND FULL STRENGTH. IF IT WAS EASY, EVERYONE WOULD DO IT.

10 **UNLIKE ANYONE ELSE • OUR BULL BAR IS DESIGNED TO LEAD, NOT FOLLOW.**

LOCK BOX / PISTOL SAFE

Biometric Security
- Fast and Secure

PART NO 900000



LINED

Lined with protective foam to prevent damage to your valuables.

CONVENIENT

Can be secured in glove box, under seat, in center console etc.

SECURE

Includes high strength security cable to be attached to vehicle

- Biometric lock is easily programmed by scanning the unique lines of your fingerprint.
- More convenient and secure than keyed locks.
- Fast and secure access for opening in seconds.
- Increased Control with up to 10 fingerprints for multiple person access.
- Unable to Duplicate - Unlike a key, a fingerprint cannot be lost, stolen, or taken to a locksmith for duplication.
- Biometric locks detect whether a thumbprint is a match without having to send information to an external source.
- Using special silicone sensors, these locks will reject anything that doesn't resemble the characteristics of a human finger.



Dimensions
11"L x 7.5"W x 2"H



GEMO



TUBE PRODUCTS



Learn more about running boards and step bars we have.