

2016

Weatherly 170  
Catalog No. 2016VOEPS



*Built to a Higher Standard™*

**PREMIUM REMANUFACTURED STEERING  
PRODUCTS**



## Premium Remanufactured Power Steering Products

- 100% tested to offer performance you can count on
- Full line supplier of Domestic and Import applications for the North American market
- Engineered and built using advanced technologies to meet or exceed OE specifications
- Vision-OE brand assures OE quality and value for service technicians and their customers



**Steering Pump**



**Rack and Pinion**



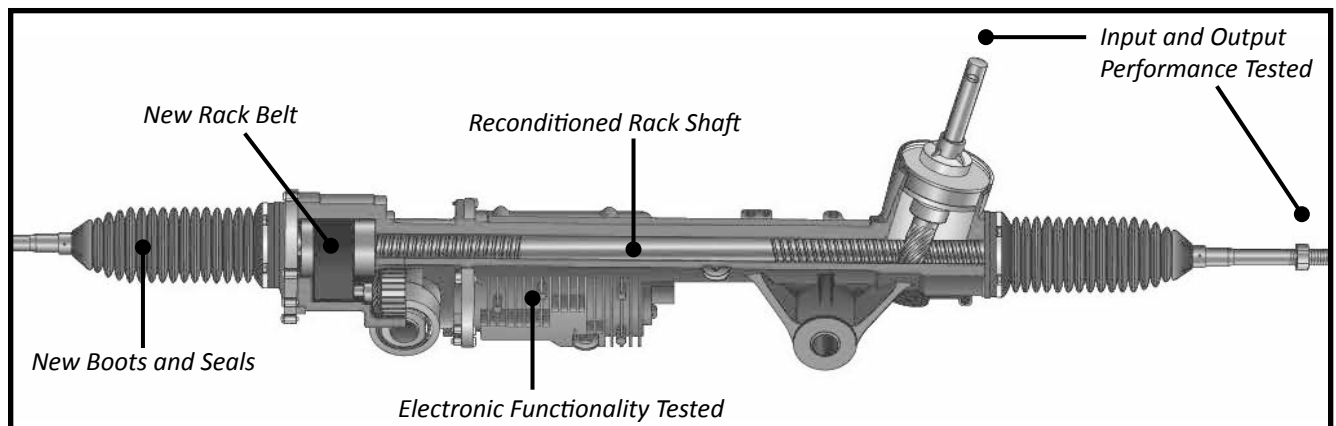
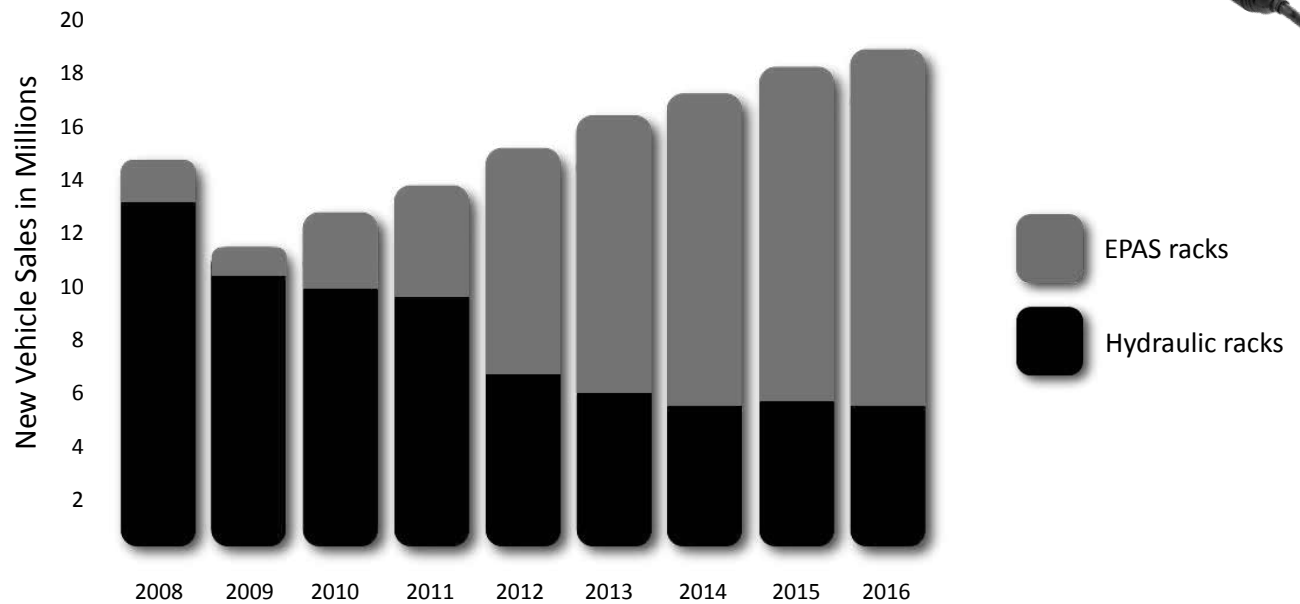
**Steering Gear**

# ELECTRONIC POWER ASSISTED STEERING

- Electric motor provides steering assist



**EPAS** is the future of power steering, and we are leading the way. Column drive, pinion drive, and belt drive EPAS rack and pinions available.



\* The illustration above depicts a generic belt drive rack and pinion.

**Today there are over 40 Million EPAS equipped vehicles on the road!**

# OE APPROVED POWER STEERING FLUID TYPES

Make	Model	Fluid Type	OE #
Audi	All models (1984 – 1989)	Pentosin CHF 7.1	G002 000
Audi	All models (1990 – 2005)	Pentosin CHF 11S - DO NOT USE ATF	G002 000
Audi	All models (2006 on)	Pentosin CHF 202	G002 000
BMW	All models (1987 to 9/1991 production)	Pentosin CHF 7.1 – Dexron, Dexron II	81 22 1 468 879
BMW	All models (1990 on; check owners manual)	Pentosin CHF 7.1 – Dexron, Dexron II	82 11 1 468 041
Chrysler, Dodge	All post-1998 models (unless specified)	ATF+4	05166226AA
Chrysler, Dodge	All pre-1998 models	P/S Fluid	04883077
Chrysler	Crossfire	Pentosin CHF 11S	05127381AA
Daewoo	All models	Dexron, Dexron III	
Dodge Trucks	Sprinter	Pentosin 11S	
Ford/Lincoln/Mercury	All models	Mercon ATF	XT-2-QDX
General Motors	All models	P/S Fluid	12345866/12345867
Honda/ Acura	All models	Honda P/S Fluid	08206-9002
Hyundai	Check application	P/S Fluid 3 or Dexron II	
Jaguar	Check application	Pentosin CHF 11S or Dexron	
Jeep	09-05 Grand Cherokee, all engines	WK Hydraulic	05142893AA
Jeep	09-06 Commander, 5.7L; 07-06, 3.7L & 4.7L	WK Hydraulic	05142893AA
Jeep	All post-1998 models (unless specified)	ATF+4	05166226AA
Jeep	All pre-1998 models & pre-2005 Grand Cherokee	P/S Fluid	04883077
Isuzu	All models	Dexron III	
Kia	Check application	P/S Fluid or Dexron III, PSF III	
Land Rover	Check application	Dexron, PENTOSIN CHF 202	LR003401
Mazda	All models	Dexron or equivalent ATF, Dexron III	
Mercedes-Benz	Check application	Pentosin CHF 11S	MB 001 989 24 03 10
Mercedes-Benz	Check application	P/S Fluid	MB 000 989 88 33
Mini	All models	Pentosin CHF 11S	82 11 1 468 041
Mitsubishi	Check application	P/S Fluid or Dexron, MITSUBISHI PSF	
Nissan/Datsun	All models (pre 1994) 95/97	Dexron or equivalent ATF	
Nissan/ Infiniti	All models (1994 on) 98	Pentosin CHF 11S, NISSAN PSF, Dexron III or equivalent	
Porsche	Check application	Pentosin CHF 11S or Pentosin CHF 202	
Saab	Check application	Varies by application	
Saturn	All models	P/S Fluid	89021184/89020661
Subaru	All models	Dexron II or III	
Suzuki	All models	Dexron II or III	
Toyota/ Lexus / Scion	All models	Dexron II or III	
Volkswagen	All models up to 3/89 production	P/S Fluid	ZVW 239902
Volkswagen	All models from 4/89 production - 2005	Pentosin CHF 11S	G002 000
Volkswagen	All models (2006 on)	Pentosin CHF 202	
Volvo	All models (1995 – 1998)	Pentosin CHF 7.1	
Volvo	All models (3/1998 production – 2002)	Pentosin 11S	
Volvo	All models (2002 on)	Pentosin 202	1161528

**\*Please note:** This is not a comprehensive list and is meant as a general guideline only. Refer to the manufacturer's specifications before providing any service. **Pentosin applications:** Some vehicle specifications state CHF 7.1, CHF 11S and CHF 202 can be substituted, but not mixed with, CHF 7.1. CHF 11S and CHF 202 are fully compatible and mixable. Pentosin fluids should not be mixed with ATF fluids.

# Table of Contents

SYSTEM SERVICE PROCEDURES	II
CORE POLICY	V
OPTIONS LABEL/BUILD SHEET LOCATIONS	VIII
ABBREVIATIONS	IX
NEW PART NUMBER ADDITIONS	IX
PART NUMBER REMOVALS	IX
MODEL INDEX	X
STEERING GEARS	1
RACK & PINION	21
STEERING PUMPS	83
CONTROL VALVES & CYLINDERS	192
BUYER'S GUIDE	194

WARNING - The content of this Publication, specifically including its numbering system, style and arrangement, is protected by copyright. Unauthorized copying or other infringement will not be tolerated. Copyright © 2016 by Automotive Catalog Group. All Rights Reserved.

NOTE: The information contained herein is based upon data which we believe to be correct and has been obtained from sources we regard reliable, but we assume no liability for errors or omissions therein.

# Power Steering System Service Procedures

## After Rack and Pinion or Steering Gear Replacement

### System Flushing

This procedure should only be performed if the power steering pump is in good working condition. If the power steering pump has failed, it will be necessary to replace it before flushing the remainder of the system.

1. It is necessary to disable the vehicle's ignition system to avoid possible damage to the engine module or computer. (This step will prevent the vehicle from starting while the engine is being cranked.) This step is not applicable for diesel engine applications. The diesel engine should be cranked without starting the engine. If the engine does start, it should be shut off immediately to avoid running the power steering pump dry.
2. The power steering system should be flushed with all of the existing components installed and connected, assuming the pump is in good working condition.
3. Disconnect the power steering return line at the pump and plug the return port on the pump. Care should be taken at all entry and exit points of the system to not introduce contaminants.
4. Place the disconnected return line end into a drain pan to catch all of the fluid being flushed through the system. (It may be necessary to add a section of rubber hose to the end of the return line in order for it to reach the drain pan.)
5. Simultaneously crank the engine without starting it for 10 seconds while replenishing the power steering fluid in the pump reservoir. (This step will pump fresh fluid from the pump through the hoses and gear assembly and then into the drain pan.)
6. Repeat Step 5 with the steering wheel turned all the way to one side and again turn to the other side. (This step will completely clear any contaminated fluid from the gear assembly.)
7. Repeat Steps 5 and 6 until fluid running out of return line runs clear.
8. Once the system is completely flushed, it is now safe to remove and replace any failed components (hoses and gear assembly). Caution should be taken when threading the hydraulic connections to the unit --- avoid introducing contaminants into the hydraulic system which could result in premature failure.
9. Once all repairs are made, make sure to fill the system with the OE Manufacturer recommended power steering fluid or equivalent and bleed any air from the system.
10. It is now safe to reconnect the coil power supply and start the engine.

### System Bleeding

Bleed air from the power steering system for the following:

- After replacing a steering component
  - In case of noise from steering system
  - After disconnecting any fluid lines
1. Verify that hoses are routed properly. Contact with the frame or engine may cause system noises.
  2. Verify all hose connections are tight.
  3. Remove the pump reservoir cap.
  4. Fill the reservoir to the FULL COLD level.
  5. Tightly insert rubber vacuum plug onto the pump reservoir.
  6. Attach the vacuum pump to the rubber vacuum plug.
  7. Apply a vacuum of 60-68kPa (18-20 in Hg) maximum for a minimum of 3 minutes.
  8. Slowly release the vacuum.
  9. Remove the vacuum pump and rubber plug.
  10. Repeat steps #4 through #9 until fluid no longer drops.
  11. Fill the reservoir to the FULL COLD level.\* Reinstall the pump reservoir cap. Start the engine. Allow engine to idle.
  12. Turn off engine. Verify the fluid level.
  13. Start the engine. Allow the engine to idle.

**CAUTION: Do not hold steering wheel at the lock-to-lock positions**

14. Turn the wheel, lock to lock, three times.
15. Switch engine off. Verify fluid level. Check for any signs of air in the system. If air is present repeat the procedure as necessary.

\*Be sure to use OE manufacturer recommended fluid or equivalent.

# Remanufactured Power Steering Components

## Power Steering Gear and Pump Core Policy

Cores must be returned in the original packaging in order to receive credit. Only exchanged cores are accepted for core credit.

Core credits are allowed for units in the current Power Steering Components program. Cores outside of the program will not be accepted for credit.

### **NO CORE CREDIT**

- Completely disassembled cores

### **PARTIAL CORE CREDIT**

- Missing banjo fittings valves and/or springs – 75% of core credit
- Missing banjo fittings – 75% of core credit
- Plastic reservoir is broken – 75% of core credit
- Missing electronic variable orifice (EVO) – 50% of core credit
- Broken sector shaft – 50% of core credit

## Hydraulic Rack and Pinion Core Policy

Cores must be returned in the original packaging in order to receive credit. Only exchanged cores are accepted for core credit.

Core credits are allowed for units in the current Power Steering Components program. Cores outside of the program will not be accepted for credit.

### **NO CORE CREDIT**

- Completely disassembled cores
- Racks that are bent
- Missing racks
- Housings that are worn, broke, cracked, damaged, rusted or in other ways damaged beyond repair
- Cores that are missing the pinion valve assembly

### **PARTIAL CORE CREDIT**

- Cores with missing inner tie rods (excluding short racks) – 70% of core credit
- Missing electronic variable orifice (EVO) – 50% of core credit

## Electronic Power Assisted Steering (EPAS) Rack and Pinion Core Policy

Cores must be returned in the original packaging in order to receive credit. Only exchanged cores are accepted for core credit. Core credits are allowed for units in the current Power Steering Components program. Cores outside the program will not be accepted for credit.

### **NO CORE CREDIT**

- Disassembled cores where components are missing or removed from the unit
- Racks that are bent
- Housings that are worn, broken, cracked, damaged, rusted or in other ways damaged beyond repair
- Fire damage

### **PARTIAL CORE CREDIT**

- Broken electrical connectors, missing harness or cut wiring harness – 75% of core credit
- Missing inner tie rod ends – 75% of core credit
- Damaged or cores missing Electronic Control Units (ECU) – 75% core credit
- Damaged or missing Torque sensor – 75% of core credit
- Damaged or missing motor – 50% core credit

## Options Label/Build Sheet Locations

To find the options label and/or build sheet for your vehicle, you will need to look at one or more of the following locations:

- Inside the trunk lid
- In the back seat bottom cushion springs
- Sealed and attached to the top of the fuel tank
- Inside the glove box door
- Under the hood
- Under the dash pad
- Under the front seat carpet area

Examples of Regular Production Option (RPO) codes: FE1, FE2, FE3, FE4, FE7, F41, NV7, BO5, Z28, 7B3, Z65, C6P, C5B.



## Abbreviations

2WD	Two Wheel Drive
4WD	Four Wheel Drive
AWD	All Wheel Drive
A.C.	Air Conditioning
A.T.	Automatic Transmission
Alum.	Aluminum
bbf	Barrel
CFI	Central Fuel Injection
Cyl.	Cylinder
Dia.	Diameter
DOHC	Dual Overhead Cam
EFI	Electronic Fuel Injection
Eng.	Engine
Exc.	Except
EVO	Electronic Variable Orifice
FWD	Front Wheel Drive
GVW	Gross Vehicle Weight
GVWR	Gross Vehicle Weight Rating
HD	Heavy Duty
L	Liter
lb.	Pounds
LHD	Left Hand Drive
M.T.	Manual Transmission
No.	Number
OE	Original Equipment
Pkg.	Package
RHD	Right Hand Drive
RWD	Rear Wheel Drive
SOHC	Single Overhead Cam
Std.	Standard
Susp.	Suspension
VIN	Vehicle Identification Number
w/	With
w/o	Without

## New Part Number Additions

RACK	101-0261
RACK	101-0262
RACK	101-0263
RACK	101-0264
RACK	102-0252
RACK	102-0272
RACK	103-0290P
RACK	103-0305
RACK	103-0307
RACK	201-0130E
RACK	203-0129E
RACK	306-0154P
RACK	307-0208P
RACK	310-0214P
RACK	310-0239
RACK	310-0240
RACK	311-0234P
RACK	312-0213

RACK	312-0214
RACK	312-0215
RACK	313-0397
RACK	313-0398
GEAR	505-0108
PUMP	720-02193
PUMP	730-0141
PUMP	730-0142
PUMP	730-0143
PUMP	730-0144
PUMP	730-0145
PUMP	730-0146
PUMP	731-2259BP
PUMP	731-2262BP
PUMP	731-2268BP
PUMP	731-2271BP
PUMP	734-0156
PUMP	736-0113

PUMP	736-0114
PUMP	736-0115
PUMP	750-0102
PUMP	990-1290
PUMP	990-1291
PUMP	990-1292
PUMP	990-1293
PUMP	990-1294
PUMP	990-1295
PUMP	990-1296
PUMP	990-1297
PUMP	990-1298
PUMP	990-1299
PUMP	990-1300
PUMP	990-1301
PUMP	990-1302

## Part Number Removals

PUMP	731-2259P1
PUMP	731-2259P2
PUMP	731-2262P1
PUMP	731-2262P2
PUMP	731-2268P1
PUMP	731-2271P

## Model Index

Application Lists	Pages
Steering Gears . . . . .	1 - 20
Rack & Pinion . . . . .	21 - 82
Steering Pumps . . . . .	83 - 191
Control Valves & Cylinders . . . . .	192 - 193

Make	Steering Gears	Rack & Pinion	Steering Pumps	Control Valves/Cylinders
ACURA		21	83	
ACURA TRUCKS	1	21	83	
ALFA ROMEO		21	83	
AM GENERAL	1			
AM GENERAL TRUCKS			83	
AMERICAN MOTORS	1	21	83 - 84	
ASUNA			84	
ASUNA TRUCKS			84	
AUDI		21 - 23	84 - 85	
AUDI TRUCKS		23	85 - 86	
BMW	1	23 - 26	86 - 91	
BMW TRUCKS		26 - 27	91 - 93	
BUICK	1 - 2	27 - 29	93 - 98	
BUICK TRUCKS		29	98	
CADILLAC	2 - 3	29 - 31	98 - 100	
CADILLAC TRUCKS	3	31	100 - 101	
CHECKER MOTORS			101	
CHEVROLET	4-Mar	31 - 33	101 - 105	192
CHEVROLET/GMC TRUCKS	4 - 9	33 - 35	106 - 119	
CHEVROLET/GMC TRUCKS - MEDIUM DUTY	9		119 - 120	
CHRYSLER	9	35 - 38	120 - 123	
CHRYSLER TRUCKS		38 - 39	123	
CHRYSLER TRUCKS - MEDIUM DUTY			123	
DAEWOO		39	123	
DAIHATSU		39	123	
DESOTO			123	
DODGE	9 - 10	39 - 42	123 - 127	
DODGE TRUCKS	10 - 11	42	127 - 129	
DODGE TRUCKS - MEDIUM DUTY			129	
EAGLE		43	129 - 130	
FIAT		43	130	
FORD	11	43 - 45	130 - 134	192
FORD TRUCKS	11 - 13	45 - 46	134 - 139	
FORD TRUCKS - MEDIUM DUTY	13		139 - 140	
FREIGHTLINER TRUCKS		46 - 47	140	
GEO		47	140 - 141	
GEO TRUCKS	13		141	
HONDA		47	141	
HONDA TRUCKS	13	48	141	
HUMMER		48		
HUMMER TRUCKS	13 - 14		142	
HYUNDAI		48 - 49	142 - 143	
HYUNDAI TRUCKS		49	143	
IHC TRUCKS	14		143	
INFINITI		49 - 50	143 - 144	
INFINITI TRUCKS		50	144	
ISUZU		50 - 51	144 - 145	
ISUZU TRUCKS	14	51	145	
ISUZU TRUCKS - MEDIUM DUTY	14		145 - 146	
JAGUAR		51 - 53	146	
JEEP	14 - 15		146 - 148	

## Model Index

Numerical Lists	Pages
Steering Gears .....	194 - 205
Rack & Pinion .....	206 - 248
Steering Pumps .....	249 - 318
Control Valves & Cylinders .....	319

Make	Steering Gears	Rack & Pinion	Steering Pumps	Control Valves/Cylinders
JEEP TRUCKS		53		
KIA		53 - 54	148	
KIA TRUCKS	15	54	148 - 149	
LAND ROVER	15		149	
LAND ROVER TRUCKS		54		
LEXUS		55	149	
LEXUS TRUCKS	15	55	150	
LINCOLN	15	55 - 56	150 - 151	192
LINCOLN TRUCKS	15	56	151	
MAZDA	15	56 - 57	151 - 152	
MAZDA TRUCKS	15	57	152 - 153	
MERCEDES	15 - 16	57 - 62	153 - 157	
MERCEDES TRUCKS	16	62 - 63	158	
MERCURY	16 - 17	63 - 64	158 - 161	192 - 193
MERCURY TRUCKS		64	161 - 162	
MERKUR		64	162	
MINI		64	162	
MITSUBISHI	17	64 - 65	162 - 163	
MITSUBISHI TRUCKS	17	65	163	
NISSAN/DATSUN	17	65 - 67	164 - 165	
NISSAN/DATSUN TRUCKS	17	67	165 - 166	
OLDSMOBILE	17 - 18	67 - 68	166 - 170	
OLDSMOBILE TRUCKS	18	68	170	
PASSPORT			171	
PASSPORT TRUCKS			171	
PEUGEOT		68	171	
PLYMOUTH	18	68 - 70	171 - 173	
PLYMOUTH TRUCKS	18	70	174	
PLYMOUTH TRUCKS - MEDIUM DUTY			174	
PONTIAC	18 - 19	70 - 72	174 - 181	
PONTIAC TRUCKS		72	181	
PORSCHE		72 - 73	181 - 182	
PORSCHE TRUCKS		73	182	
RENAULT		73	182	
SAAB		73	182 - 183	
SAAB TRUCKS		73	183	
SATURN		73 - 74	183	
SATURN TRUCKS		74	183 - 184	
SCION		74	184	
STERLING		74	184	
SUBARU		74 - 75	184	
SUBARU TRUCKS		75	185	
SUZUKI		75	185	
SUZUKI TRUCKS	19	75	185	
TOYOTA	20	75 - 77	185 - 187	
TOYOTA TRUCKS	20	77	187 - 189	
TRIUMPH		77		
VOLKSWAGEN		78 - 79	189 - 190	
VOLKSWAGEN TRUCKS		79	190	
VOLVO		79 - 81	190 - 191	
VOLVO TRUCKS		81 - 82	191	

## Steering Gears

Years	Application	Power	Manual
<b>ACURA TRUCKS</b>			
<b>SLX</b>			
1999-97	All	505-0101	--
1996	All	505-0102	--
<b>AM GENERAL</b>			
<b>HUMMER</b>			
2001-96	All	504-0103	--
1995-92	All	504-0105	--
<b>AMERICAN MOTORS</b>			
<b>AMBASSADOR, MATADOR, REBEL &amp; CLASSIC</b>			
1978	All	503-0103	--
1977	All (Before Date Code 6A203)	503-0110	--
1977	All (From Date Code 6A203)	503-0103	--
1976-64	All	503-0110	--
<b>AMERICAN, GREMLIN &amp; HORNET</b>			
1978-77	All	503-0103	--
1976-64	All	503-0110	--
<b>AMX, CONCORD &amp; JAVELIN</b>			
1983-80	All	503-0106	--
1979-78	All	503-0103	--
1974-68	All	503-0110	--
<b>EAGLE</b>			
1988-80	4WD w/ Variable Ratio Steering (Casting #7826692)	503-0106	--
1988-80	4WD w/o Variable Ratio Steering (Casting #2600525)	503-0122	--
<b>BMW</b>			
<b>524td</b>			
1986-85	All	506-0102	--
<b>525i</b>			
1995-92	All w/o Variable Effort Steering	506-0103	--
1991	All DOHC Eng. w/o Variable Effort Steering	506-0103	--
1990	All	506-0103	--
<b>525iT</b>			
1995-93	All	506-0103	--
<b>528e</b>			
1988-82	All (Exc. Sport Version)	506-0102	--
<b>530i</b>			
1995-94	All (Exc. Touring Wagon) w/o Servotronic	506-0103	--
1995-94	All w/ Variable Ratio Steering (Servotronic)	506-0108	--
<b>530iT</b>			
1995-94	All w/ Variable Ratio Steering (Servotronic)	506-0108	--
<b>533i</b>			
1984-83	All	506-0102	--
<b>535i</b>			
1993-90	All	506-0103	--
1987-85	All	506-0102	--
<b>535iS</b>			
1988	All	506-0102	--
<b>540i</b>			
2003-97	All	506-0101	--

Years	Application	Power	Manual
<b>BMW (cont'd)</b>			
<b>540i (Cont'd)</b>			
1995-94	All w/ Variable Ratio Steering (Servotronic)	506-0108	--
<b>540iT</b>			
2000-99	All	506-0101	--
<b>635CSi</b>			
1989-88	All w/ Servotronic	506-0134	--
1989-88	All w/o Servotronic	506-0117	--
1987	All (Before 6/87)	506-0117	--
1987	All (From 6/87)	506-0116	--
1986-85	All (Before 6/87)	506-0117	--
<b>733i</b>			
1984-79	All (From 10/79)	506-0119	--
<b>735i, 735iL</b>			
1992-90	All	506-0120	--
1989-87	All w/ Variable Assist Steering	506-0121	--
1986-85	All	506-0119	--
<b>740i, 740iL</b>			
2001-93	All w/ Servotronic	506-0124	--
<b>750iL</b>			
2001-91	All (From 4/91)	506-0124	--
1989-88	All	506-0121	--
<b>840ci</b>			
1997-94	All w/ Servotronic	506-0126	--
1997-94	All w/o Servotronic	506-0127	--
<b>850ci</b>			
1997-95	All	506-0126	--
1994-93	All w/ Servotronic	506-0129	--
1994-93	All w/o Servotronic	506-0130	--
<b>850i</b>			
1992-91	All w/ Servotronic	506-0129	--
1992-91	All w/o Servotronic	506-0130	--
<b>L7</b>			
1986	All	506-0119	--
<b>M5</b>			
2003-00	All	506-0133	--
1993-91	All w/ Variable Effort Steering	506-0131	--
1993-91	All w/o Variable Effort Steering	506-0132	--
1988	All	506-0117	--
<b>M6</b>			
1988	All (From 6/87) w/ Variable Effort Steering	506-0134	--
1988	All (From 6/87) w/o Variable Ratio Steering	506-0116	--
1987	All (Before 6/87)	506-0117	--
1987	All (From 6/87) w/o Variable Ratio Steering	506-0116	--
<b>BUICK</b>			
<b>CENTURION, INVICTA &amp; WILDCAT</b>			
1974-71	350 Eng.	503-0110	--
1974-71	455 Eng.	502-0104	--
1970-64	All	502-0104	--
<b>CENTURY</b>			
1981-80	All w/ Round (Ring-Retained) Housing Cover	503-0107	--

## Steering Gears

Years	Application	Power	Manual
<b>BUICK (cont'd)</b>			
<b>CENTURY (Cont'd)</b>			
1981-80	All w/ Square (4 Bolt) Housing Cover	503-0106	--
1979-78	All w/ Round (Ring-Retained) Housing Cover	503-0102	--
1979-78	All w/ Square (4 Bolt) Housing Cover	503-0103	--
1977	All	503-0103	--
1976-73	All	503-0110	--
<b>LESABRE</b>			
1990-86	RWD	503-0106	--
1985-80	All	503-0106	--
1979-77	All	503-0103	--
1976-75	455 Eng.	502-0104	--
1976-75	All (Exc. 455 Eng.)	503-0110	--
1974-71	350 Eng.	503-0110	--
1974-71	455 Eng.	502-0104	--
1970-64	All	503-0110	--
<b>PARK AVENUE, PARK AVENUE ULTRA, ELECTRA &amp; ESTATE WAGON</b>			
1990-85	RWD	503-0106	--
1984-80	All	503-0106	--
1979-77	All	503-0103	--
1976	455 Eng.	502-0104	--
1976	All (Exc. 455 Eng.)	503-0110	--
1975-71	350 Eng.	503-0110	--
1975-71	455 Eng.	502-0104	--
1970-64	All	502-0104	--
<b>REGAL</b>			
1987-85	All w/ Touring (FE2) or Sport Suspension (FE3)	503-0111	--
1987-85	All w/o Touring (FE2) or Sport Suspension (FE3)	503-0106	--
1984	All w/ Heavy Duty (F41) or Touring Suspension (FE2)	503-0111	--
1984	All w/o Heavy Duty (F41) or Touring Suspension (FE2)	503-0106	--
1983-80	All w/ Round (Ring-Retained) Housing Cover	503-0107	--
1983-80	All w/ Square (4 Bolt) Housing Cover	503-0106	--
1979-78	All w/ Round (Ring-Retained) Housing Cover	503-0102	--
1979-78	All w/ Square (4 Bolt) Housing Cover	503-0103	--
1977	All	503-0103	--
1976-73	All	503-0110	--
<b>RIVIERA</b>			
1985-80	All	503-0106	--
1979-77	All	503-0103	--
1976-71	350 Eng.	503-0110	--
1976-71	455 Eng.	502-0104	--
1970-64	All	502-0104	--
<b>ROADMASTER</b>			
1996-95	Sedan w/ Variable Effort Steering (NV7)	503-0142	--
1996-95	Sedan w/o Variable Effort Steering (NV7)	503-0140	--
1996-95	Wagon	503-0140	--
1994	Sedan	503-0187	--
1994	Wagon	503-0140	--

Years	Application	Power	Manual
<b>BUICK (cont'd)</b>			
<b>ROADMASTER (Cont'd)</b>			
1993-92	Sedan w/ Variable Effort Steering (NV7)	503-0140	--
1993-92	Sedan w/o Variable Effort Steering (NV7)	503-0132	--
1993-92	Wagon	503-0132	--
1991	All	503-0132	--
<b>SKYHAWK</b>			
1980	All w/ 25 Spline Input Shaft	503-0106	--
1980	All w/ 32 Spline Input Shaft	503-0108	--
1979-77	All w/ Round (Ring-Retained) Housing Cover	503-0102	--
1979-77	All w/ Square (4 Bolt) Housing Cover	503-0103	--
1976-75	All	503-0110	--
<b>SKYLARK, APOLLO, GRAN SPORT, SPECIAL &amp; SPORTWAGON</b>			
1981-80	All w/ Round (Ring-Retained) Housing Cover	503-0107	--
1981-80	All w/ Square (4 Bolt) Housing Cover	503-0106	--
1979-78	All w/ Round (Ring-Retained) Housing Cover	503-0102	--
1979-78	All w/ Square (4 Bolt) Housing Cover	503-0103	--
1977	All	503-0103	--
1976-64	All	503-0110	--
<b>CADILLAC</b>			
<b>CATERA</b>			
2001-97	All	503-0162	--
<b>COMMERCIAL CHASSIS, FUNERAL COACH &amp; LIMO</b>			
1996-95	RWD w/ Heavy Duty Suspension (FE7)	503-0151	--
1996-95	RWD w/ Soft Ride (FE1) or Handling Suspension (FE2)	503-0143	--
1994	RWD w/ Heavy Duty Suspension (FE7)	503-0109	--
1994	RWD w/ Soft Ride (FE1) or Handling Suspension (FE2)	503-0143	--
1993	RWD w/ Heavy Duty Suspension (FE7)	503-0109	--
1993	RWD w/ Soft Ride Suspension (FE1)	503-0132	--
1984-80	All	503-0109	--
1979-77	All	503-0103	--
1976-66	All	503-0101	--
<b>DEVILLE, DEVILLE CONCOURS &amp; CALAIS</b>			
1984-80	All	503-0106	--
1979-77	All	503-0103	--
1976-61	All	503-0101	--
<b>ELDORADO &amp; SEVILLE</b>			
1985-80	All	503-0106	--
1979-77	All	503-0103	--
1976-75	Eldorado	503-0101	--
1976-75	Seville	503-0110	--
1974-63	Eldorado	503-0101	--
<b>FLEETWOOD SERIES</b>			
1996-95	RWD w/ Heavy Duty Suspension (FE7)	503-0151	--
1996-95	RWD w/ Soft Ride Suspension (FE1)	503-0143	--
1994	RWD w/ Heavy Duty Suspension (FE7)	503-0109	--
1994	RWD w/ Soft Ride Suspension (FE1)	503-0143	--
1993	RWD w/ Heavy Duty Suspension (FE7)	503-0109	--
1993	RWD w/o Heavy Duty Suspension (FE7)	503-0132	--

## Steering Gears

Years	Application	Power	Manual
<b>CADILLAC (cont'd)</b>			
<b>FLEETWOOD SERIES (Cont'd)</b>			
1992-91	RWD w/ Armored Body Equipment (BO5)	503-0109	--
1992-91	RWD w/o Armored Body Equipment (BO5)	503-0122	--
1990-85	RWD	503-0106	--
1984-80	All	503-0106	--
1979-77	All	503-0103	--
1976-61	All	503-0101	--
<b>CADILLAC TRUCKS</b>			
<b>ESCALADE</b>			
2006-02	2WD	503-0158	--
2006-02	AWD	503-0159	--
2000-99	All	503-0150	--
<b>ESCALADE ESV</b>			
2006-03	All	503-0159	--
<b>ESCALADE EXT</b>			
2006-02	All	503-0159	--
<b>CHEVROLET</b>			
<b>BEL AIR, BISCAYNE, BROOKWOOD, KINGSWOOD &amp; TOWNSMAN</b>			
1975	454 Eng.	502-0104	--
1975	All (Exc. 454 Eng.)	503-0110	--
1974	All (Exc. Police)	503-0110	--
1974	Police	502-0104	--
1973-72	All (Exc. Police)	503-0110	--
1971-65	All	503-0110	--
<b>CAMARO</b>			
1992-89	All w/ Soft Ride Suspension (FE1)	503-0106	--
1992-89	All w/o Soft Ride Suspension (FE1)	503-0111	--
1988	All w/ Touring Suspension (FE2)	503-0111	--
1988	All w/o Touring Suspension (FE2)	503-0106	--
1987	All w/ Touring (FE2) or Heavy Duty Suspension (F41)	503-0111	--
1987	All w/o Touring (FE2) or Heavy Duty Suspension (F41)	503-0106	--
1986-85	All (Exc. Z28) w/ Ride & Handling Suspension (FE3)	503-0111	--
1986-85	All (Exc. Z28) w/o Ride & Handling Suspension (FE3)	503-0106	--
1986-85	Z28	503-0111	--
1984	All (Exc. Z28)	503-0106	--
1984	Z28	503-0111	--
1983-82	All (Exc. Z28) w/ Round (Ring-Retained) Housing Cover	503-0107	--
1983-82	All (Exc. Z28) w/ Square (4 Bolt) Housing Cover	503-0106	--
1983-82	All Z28 w/ Square (4 Bolt) Housing Cover	503-0111	--
1981-80	All	503-0106	--
1979-77	All w/ 2 1/2 - 3 Turns Lock to Lock	503-0105	--
1979-77	All w/ 3 - 4 Turns Lock to Lock	503-0103	--
1976-67	All w/ 2 1/2 - 3 Turns Lock to Lock	503-0104	--
1976-67	All w/ 3 3/4 - 4 1/4 Turns Lock to Lock	503-0110	--

Years	Application	Power	Manual
<b>CHEVROLET (cont'd)</b>			
<b>CAPRICE &amp; IMPALA</b>			
1996-95	Sedan (Exc. Police & Taxi) w/o Sport (FE3) or Special Suspension (FE4)	503-0140	--
1996-95	Sedan Police & Taxi (7B3)	503-0142	--
1996-95	Sedan w/ Sport (FE3) or Special Suspension (FE4, 7B3)	503-0142	--
1996-95	Wagon	503-0140	--
1994	Sedan (Exc. Police & Taxi) w/ Sport (FE3) or Special Suspension (FE4)	503-0113	--
1994	Sedan (Exc. Police & Taxi) w/o Sport (FE3) or Special Suspension (FE4)	503-0133	--
1994	Sedan Police & Taxi (7B3)	503-0113	--
1994	Wagon	503-0132	--
1993-92	Sedan (Exc. Police & Taxi) w/ Ride & Handling (FE2) or Firm Ride & Handling Suspension (F41)	503-0133	--
1993-92	Sedan (Exc. Police & Taxi) w/ Soft Ride Suspension (FE1)	503-0132	--
1993-92	Sedan Police & Taxi (7B3)	503-0113	--
1993-92	Wagon (Including Hearse/Limo Chassis)	503-0132	--
1991	Sedan (Exc. Police & Taxi) w/ Ride & Handling Suspension (FE2) or Firm Ride & Handling Suspension (f41)	503-0133	--
1991	Sedan (Exc. Police & Taxi) w/ Soft Ride Suspension (FE1)	503-0132	--
1991	Sedan Police & Taxi (7B3)	503-0133	--
1991	Wagon (Including Hearse/Limo Chassis)	503-0132	--
1990-88	All w/ 28 Spline Output Shaft	503-0112	--
1990-88	All w/ 32 Spline Output Shaft	503-0106	--
1987-86	All (Exc. Police)	503-0106	--
1987-86	Police w/ Special Handling Suspension (7B3)	503-0112	--
1987-86	Police w/o Special Handling Suspension (7B3)	503-0106	--
1985-80	All	503-0106	--
1979-77	All	503-0103	--
1976-75	454 Eng.	502-0104	--
1976-75	All (Exc. 454 Eng.)	503-0110	--
1974	All (Exc. Police)	503-0110	--
1974	Police	502-0104	--
1973-66	All	503-0110	--
<b>MALIBU, CHEVELLE &amp; LAGUNA</b>			
1983-80	All w/ Round (Ring-Retained) Housing Cover	503-0107	--
1983-80	All w/ Square (4 Bolt) Housing Cover	503-0106	--
1979-78	All w/ Round (Ring-Retained) Housing Cover	503-0102	--
1979-78	All w/ Square (4 Bolt) Housing Cover w/ 2 1/2 - 3 Turns Lock to Lock	503-0105	--
1979-78	All w/ Square (4 Bolt) Housing Cover w/ 3 - 4 Turns Lock to Lock	503-0103	--
1977	All w/ 2 1/2 - 3 Turns Lock to Lock	503-0105	--
1977	All w/ 3 - 4 Turns Lock to Lock	503-0103	--
1976-64	All w/ 2 1/2 - 3 Turns Lock to Lock	503-0104	--
1976-64	All w/ 3 3/4 - 4 1/4 Turns Lock to Lock	503-0110	--

## Steering Gears

Years	Application	Power	Manual
<b>CHEVROLET (cont'd)</b>			
<b>MONTE CARLO</b>			
1988-86	All w/ Sport Package (Z65)	503-0111	--
1988-86	All w/o Sport Package (Z65)	503-0106	--
1985-83	All (Exc. Monte Carlo SS) w/ Heavy Duty Suspension (F41)	503-0111	--
1985-83	All (Exc. Monte Carlo SS) w/o Heavy Duty (F41) w/ Round (Ring-Retained) Housing Cover	503-0107	--
1985-83	All (Exc. Monte Carlo SS) w/o Heavy Duty (F41) w/ Square (4 Bolt) Housing Cover	503-0106	--
1985-83	Monte Carlo SS	503-0111	--
1982-80	All w/ Round (Ring-Retained) Housing Cover	503-0107	--
1982-80	All w/ Square (4 Bolt) Housing Cover	503-0106	--
1979-78	All w/ Round (Ring-Retained) Housing Cover	503-0102	--
1979-78	All w/ Square (4 Bolt) Housing Cover w/ 2 1/2 -3 Turns Lock to Lock	503-0105	--
1979-78	All w/ Square (4 Bolt) Housing Cover w/ 3 - 4 Turns Lock to Lock	503-0103	--
1977	All w/ 2 1/2 -3 Turns Lock to Lock	503-0105	--
1977	All w/ 3 - 4 Turns Lock to Lock	503-0103	--
1976-70	All w/ 2 1/2 -3 Turns Lock to Lock	503-0104	--
1976-70	All w/ 3 3/4 - 4 1/4 Turns Lock to Lock	503-0110	--
<b>MONZA</b>			
1980	All w/ 25 Spline Input Shaft	503-0106	--
1980	All w/ 32 Spline Input Shaft	503-0108	--
1979-77	All w/ Round (Ring-Retained) Housing Cover	503-0102	--
1979-77	All w/ Square (4 Bolt) Housing Cover	503-0103	--
1976-75	All	503-0110	--
<b>NOVA, CHEVY II</b>			
1979-77	All	503-0103	--
1976-68	All	503-0110	--
1967	Gear	503-0110	--
<b>VEGA</b>			
1977-76	All w/ Round (Ring-Retained) Housing Cover	503-0102	--
1977-76	All w/ Square (4 Bolt) Housing Cover	503-0103	--
1975-71	All	503-0110	--
<b>CHEVROLET/GMC TRUCKS</b>			
<b>ASTRO, SAFARI MINI VAN</b>			
2005-03	AWD	503-0180	--
2005-03	RWD	503-0177	--
2002	AWD	503-0174	--
2002	RWD	503-0156	--
2001-00	AWD	503-0127	--
2001-00	RWD	503-0156	--
1999	AWD	503-0127	--
1999	RWD w/ Ride & Handling Suspension (FE2) w/ Production Code XS or KJ	503-0138	--
1999	RWD w/o Ride & Handling Suspension (FE2) (1st Design) w/ Production Code XD	503-0126	--

Years	Application	Power	Manual
<b>CHEVROLET/GMC TRUCKS (cont'd)</b>			
<b>ASTRO, SAFARI MINI VAN (Cont'd)</b>			
1999	RWD w/o Ride & Handling Suspension (FE2) 2nd Design) w/ Production Code BM	503-0156	--
1998-96	AWD	503-0149	--
1998-96	RWD	503-0138	--
1995	AWD (1st Design - Snap Ring in Input Shaft Cover)	503-0127	--
1995	AWD (2nd Design - No Snap Ring in Input Shaft Cover)	503-0149	--
1995	RWD w/ Ride & Handling Suspension (FE2)	503-0138	--
1995	RWD w/o Ride & Handling Suspension (FE2) (1st Design) Double Seal	503-0126	--
1995	RWD w/o Ride & Handling Suspension (FE2) (2nd Design) Single Seal	503-0138	--
1994-90	AWD	503-0127	--
1994-90	RWD w/ Sport Suspension (FE3)	503-0152	--
1994-90	RWD w/o Sport Suspension (FE3)	503-0126	--
1989-85	All w/ Sport Suspension (FE3)	503-0152	--
1989-85	All w/o Sport Suspension (FE3)	503-0126	--
<b>AVALANCHE</b>			
2006-02	1500 2WD	503-0158	--
2006-02	1500 4WD	503-0159	--
2006-02	2500 w/ 32 Splines on Sector Shaft	503-0178	--
2006-02	2500 w/ 33 Splines on Sector Shaft	503-0153	--
<b>C, K SERIES PICKUP (2WD &amp; 4WD)</b>			
2002-01	C3500 All	503-0176	--
2000	C, K2500 8600lb. GVW (C6P)	503-0128	--
2000	C3500 Crew Cab	503-0128	--
2000	C3500 Standard Cab (Exc. 15,000 lb. GVW (C5B))	503-0128	--
2000	C3500 Standard Cab 15,000 lb. GVW	503-0176	--
2000	C3500 Standard Cab 15,000 lb. GVW (C5B)	503-0176	--
2000	K3500 (Exc. w/ Production Code UZ)	503-0128	--
2000	K3500 w/ Production Code UZ	503-0176	--
1999	C, K1500	503-0150	--
1999	C, K2500 8600lb. GVW (C6P)	503-0128	--
1999	C3500 Crew Cab	503-0128	--
1999	C3500 Standard Cab (Exc. 15,000 lb. GVW (C5B))	503-0128	--
1999	C3500 Standard Cab 15,000 lb. GVW	503-0176	--
1999	C3500 Standard Cab 15,000 lb. GVW (C5B)	503-0176	--
1999	K3500	503-0128	--
1998	C, K1500	503-0150	--
1998	C, K2500 7200lb. GVW (C5Z)	503-0150	--
1998	C, K2500 8600lb. GVW (C6P)	503-0128	--
1998	C3500 Standard Cab (Exc. 15,000 lb. GVW (C5B))	503-0128	--
1998	C3500 Standard Cab 15,000 lb. GVW (C5B) (1st Design) w/ Production Code JW	503-0146	--
1998	C3500 Standard Cab 15,000 lb. GVW (C5B) (2nd Design) w/ Production Code ZA	503-0176	--

## Steering Gears

Years	Application	Power	Manual
<b>CHEVROLET/GMC TRUCKS (cont'd)</b>			
<b>C, K SERIES PICKUP (2WD &amp; 4WD) (Cont'd)</b>			
1998	K3500	503-0128	--
1997	C, K1500	503-0150	--
1997	C, K2500 7200lb. GVW (C5Z)	503-0150	--
1997	C, K2500 8600lb. GVW (C6P)	503-0128	--
1997	C3500 Crew Cab (Exc. 15,000 lb. GVW (C5B))	503-0128	--
1997	C3500 Standard Cab (Exc. 15,000 lb. GVW (C5B))	503-0128	--
1997	C3500 Standard Cab 15,000 lb. GVW (C5B)	503-0146	--
1997	K3500	503-0128	--
1996	C, K1500	503-0144	--
1996	C, K2500 7200lb. GVW (C5Z)	503-0144	--
1996	C, K2500 8600lb. GVW (C6P)	503-0128	--
1996	C, K3500 (Exc. 15,000 lb. GVW (C5B))	503-0128	--
1996	C, K3500 15,000 lb. GVW (C5B)	503-0146	--
1995-94	C, K2500 w/ Diesel Eng. (VIN Code F)	503-0128	--
1995-94	C, K2500 w/ Diesel Eng. (VIN Codes P & S)	503-0129	--
1995-94	C, K2500 w/ Gas Eng 7200lb. GVW (C5Z)	503-0129	--
1995-94	C, K2500 w/ Gas Eng 8600lb. GVW (C6P)	503-0128	--
1995-94	C, K3500 (Exc. 15,000 lb. GVW (C5B))	503-0128	--
1995-94	C, K3500 15,000 lb. GVW (C5B)	503-0146	--
1995-94	C1500 w/ Sport Package (ZQ8)	503-0182	--
1995-94	C1500 w/o Sport Package (ZQ8)	503-0129	--
1995-94	K1500	503-0129	--
1993-92	C, K2500 w/ 6.2L Diesel Eng. (VIN Code J)	503-0128	--
1993-92	C, K2500 w/ Gas Eng 7200lb. GVW (C5Z)	503-0129	--
1993-92	C, K2500 w/ Gas Eng 8600lb. GVW (C6P)	503-0128	--
1993-92	C, K3500 15,000 lb. GVW (C5B)	503-0146	--
1993-92	C, K3500 Exc. 15,000 lb. GVW (C5B)	503-0128	--
1993-92	C1500 w/ Sport Package (ZQ8)	503-0182	--
1993-92	C1500 w/o Sport Package (ZQ8)	503-0129	--
1993-92	C2500 w/ 6.2L Diesel Eng. (VIN Code C)	503-0129	--
1993-92	C2500 w/ 6.5L Diesel Eng. (VIN Code F)	503-0128	--
1993-92	K1500	503-0129	--
1991-90	C, K2500 w/ 6.2L Diesel Eng. (VIN Code C)	503-0129	--
1991-90	C, K2500 w/ 6.2L Diesel Eng. (VIN Code J)	503-0128	--
1991-90	C, K2500 w/ Gas Eng 7200lb. GVW (C5Z)	503-0129	--
1991-90	C, K2500 w/ Gas Eng 8600lb. GVW (C6P)	503-0128	--
1991-90	C, K3500 Over 12,500 lb. GVW (DA4)	503-0146	--
1991-90	C, K3500 Under 12,000 lb. GVW (C7L)	503-0128	--
1991-90	C1500 w/ Sport Package (ZQ8)	503-0182	--
1991-90	C1500 w/o Sport Package (ZQ8)	503-0129	--
1991-90	K1500	503-0129	--
1989-88	C, K1500	503-0129	803-0106
1989-88	C, K2500 w/ Diesel Eng.	503-0129	--
1989-88	C, K2500 w/ Gas Eng 7200lb. GVW (C5Z)	503-0129	--
1989-88	C, K2500 w/ Gas Eng 8600lb. GVW (C6P)	503-0128	--
1989-88	C, K3500	503-0128	--
1986-80	C Series	503-0119	803-0105

Years	Application	Power	Manual
<b>CHEVROLET/GMC TRUCKS (cont'd)</b>			
<b>C, K SERIES PICKUP (2WD &amp; 4WD) (Cont'd)</b>			
1986-80	K Series	503-0121	--
1979-77	C Series	502-0110	803-0105
1979-77	K Series	503-0116	--
1976-68	C Series	502-0109	803-0105
1976-68	K Series	503-0114	--
<b>EL CAMINO &amp; CABALLERO SPRINT</b>			
1988-86	All w/ Sport Package (Z65)	503-0111	--
1988-86	All w/o Sport Package (Z65)	503-0106	--
1985-84	All	503-0106	--
1983-80	All w/ Round (Ring-Retained) Housing Cover	503-0107	--
1983-80	All w/ Square (4 Bolt) Housing Cover	503-0106	--
1979-78	All w/ Round (Ring-Retained) Housing Cover	503-0102	--
1979-78	All w/ Square (4 Bolt) Housing Cover w/ 2 1/2 -3 Turns Lock to Lock	503-0105	--
1979-78	All w/ Square (4 Bolt) Housing Cover w/ 3 - 4 Turns Lock to Lock	503-0103	--
1977	All w/ 2 1/2 -3 Turns Lock to Lock	503-0105	--
1977	All w/ 3 - 4 Turns Lock to Lock	503-0103	--
1976-64	All w/ 2 1/2 -3 Turns Lock to Lock	503-0104	--
1976-64	All w/ 3 3/4 - 4 1/4 Turns Lock to Lock	503-0110	--
<b>TRAILBLAZER, ENVOY</b>			
2000	2WD	503-0179	--
2000	4WD LHD	503-0139	--
1999-98	2WD	503-0140	--
1999-98	4WD	503-0139	--
<b>EXPRESS, SAVANA</b>			
2013-09	2500, 3500, 4500 w/ 33 Spline Sector Shaft	503-0188	--
2008-07	2500, 3500 w/ 33 Spline Sector Shaft	503-0188	--
2006-05	G2500 8,500 or 8,600 lb. GVW	503-0178	--
2006-05	G3500, w/ Splined Input Shaft	503-0128	--
2006-05	G3500, w/o Splined Input Shaft	503-0178	--
2004-03	G2500 8,500 or 8,600 lb. GVW	503-0178	--
2004-03	G3500	503-0178	--
2002-97	G1500	503-0147	--
2002-97	G2500 7300 lb. GVW	503-0147	--
2002-97	G2500 7700 or 8600 lb. GVW	503-0137	--
2002-97	G3500	503-0137	--
1996	G1500	503-0147	--
1996	G2500 7300 lb. GVW	503-0147	--
1996	G2500 7700 or 8600 lb. GVW	503-0137	--
1996	G3500 Express & Savana	503-0137	--
<b>G SERIES VAN</b>			
1996	G30, 3500 (Exc. Express & Savana)	503-0134	--
1995-92	All	503-0134	--
1991-83	All	503-0123	--
1982-80	All	503-0120	--
1979-77	All	503-0117	--
1976-71	All	503-0115	--
<b>LLV (POSTAL)</b>			
1995-87	RHD (S-10 Chassis)	503-0181	--



## Steering Gears

Years	Application	Power	Manual
<b>CHEVROLET/GMC TRUCKS (cont'd)</b>			
<b>LUV PICKUP</b>			
1982-81	Diesel Eng.	503-0160	--
<b>P SERIES</b>			
1999	Motor Home w/o Cab (32 Series) w/o 4 Wheel Disc Brakes JF9	503-0154	--
1998	All (Exc. Motor Home) w/o Cab (42 Series)	503-0124	--
1998	All Motor Home w/o Cab (32 Series) w/ 2 Wheel Disc Brakes (JB8)	503-0124	--
1998	All Motor Home w/o Cab (32 Series) w/ 4 Wheel Disc Brakes (JF9)	503-0154	--
1997	All (Exc. Motor Home) w/o Cab (42 Series)	503-0124	--
1997	All Motor Home w/o Cab (32 Series) w/ 4 Wheel Disc Brakes (JF9)	503-0154	--
1996	All (Exc. Motor Home)	503-0124	--
1996	Motor Home w/ 4 Wheel Disc Brakes (JF9)	503-0154	--
1995	All w/ 2 Wheel Disc Brakes	503-0124	--
1995	All w/ 4 Wheel Disc Brakes (JF9), Motor Home	503-0154	--
1994-93	All (Exc. Motor Home)	503-0124	--
1994-93	Motor Home w/ Diesel Eng.	503-0125	--
1994-93	Motor Home w/ Gas Eng. w/ 2 Wheel Disc Brakes (JB8) Under 14,000 lb. GVW (32 Series) w/o Cab	503-0125	--
1994-93	Motor Home w/ Gas Eng. w/ 2 Wheel Disc Brakes (JB8) Under 14,000 lb. GVW w/ Cab	503-0124	--
1994-93	Motor Home w/ Gas Eng. w/ 4 Wheel Disc Brakes (JF9)	503-0154	--
1992	All (Exc. Motor Home)	503-0124	--
1992	Motor Home w/ Diesel Eng.	503-0125	--
1992	Motor Home w/ Gas Eng. Over 14,000 lb. GVW (1st Design)	503-0125	--
1992	Motor Home w/ Gas Eng. Over 14,000 lb. GVW (2nd Design)	503-0154	--
1992	Motor Home w/ Gas Eng. Under 14,000 lb. GVW	503-0125	--
1991-90	All (Exc. Motor Home)	503-0124	--
1991-90	Motor Home	503-0125	--
1989-85	P20	503-0124	--
1989-85	P30 (Exc. Motor Home)	503-0124	--
1989-85	P30 Motor Home	503-0125	--
1984-81	All (Exc. Motor Home)	503-0124	--
1984-81	Motor Home	503-0125	--
1980	All (Exc. Motor Home)	503-0124	803-0104
1980	Motor Home	503-0125	803-0104
1979-76	All	503-0118	803-0104
1975-73	All	--	803-0104
<b>R, V SERIES PICKUP (2WD &amp; 4WD)</b>			
1991-88	R Series	503-0119	--
1991-88	V Series	503-0121	--
1987	R Series	503-0119	803-0105
1987	V Series	503-0121	--

Years	Application	Power	Manual
<b>CHEVROLET/GMC TRUCKS (cont'd)</b>			
<b>S SERIES BLAZER, JIMMY &amp; TYPHOON</b>			
2005-04	4WD, LHD	503-0139	--
2005-04	RWD 2 Door w/ Chassis Package (ZW7)	503-0179	--
2005-04	RWD 2 Door w/ High Wider Pkg. (ZR2)	503-0139	--
2005-04	RWD 2 Door w/ Low Rider Package (Z87)	503-0140	--
2005-04	RWD 4 Door	503-0179	--
2003-02	4WD, LHD	503-0139	--
2003-02	RWD 4 Door	503-0179	--
2001	4WD, LHD	503-0139	--
2001	RWD 2 Door w/ Low Rider Package (Z87)	503-0140	--
2001	RWD 2 Door w/o Low Rider Package (Z87)	503-0179	--
2001	RWD 4 Door	503-0179	--
2000	2WD	503-0179	--
2000	4WD LHD	503-0139	--
1999-95	2WD	503-0140	--
1999-95	4WD	503-0139	--
1994-91	All	503-0135	--
1990-85	All	503-0135	803-0103
1984-82	All	503-0122	803-0101
<b>S SERIES PICKUP, SONOMA, SYCLONE</b>			
2004	4WD 4 Door Crew Cab	503-0139	--
2003-99	2WD w/o Sport Package (ZQ8)	503-0140	--
2003-96	2WD w/ Sport Package (ZQ8)	503-0145	--
2003-96	4WD, LHD	503-0139	--
1998-96	2WD w/o Sport Package (ZQ8)	503-0140	--
1995	2WD	503-0140	--
1995	4WD (Exc. High Wider Package (ZR2))	503-0139	--
1994	2WD w/ Sport Suspension (ZQ8)	503-0122	--
1994	2WD w/o Sport Suspension (ZQ8)	503-0136	--
1994	4WD	503-0139	--
1993-85	All	503-0135	803-0103
1984-82	All	503-0122	803-0101
<b>SIERRA CLASSIC SERIES PICKUP (2WD &amp; 4WD)</b>			
2007	1500 Crew Cab, 4WD w/ Four Wheel Steering (NYS)	503-0158	--
2007	1500 Extended Cab, 4WD w/ Four Wheel Steering (NYS), w/o Off Road Package (9G3)	503-0158	--
2007	1500 Extended Cab, 4WD w/ Hybrid Electronic Power (HP2)	503-0183	--
2007	1500 Standard Cab, 2WD w/o Four Wheel Steering (NYS)	503-0158	--
2007	1500 Standard Cab, 4WD w/ Four Wheel Steering (NYS)	503-0158	--
2007	2500, 3500	503-0153	--
<b>SIERRA CLASSIC SERIES PICKUP (2WD &amp; 4WD) HD</b>			
2007	1500 and 2500	503-0153	--
<b>SIERRA DENALI CLASSIC</b>			
2007	All	503-0153	--
<b>SIERRA SERIES PICKUP (2WD &amp; 4WD)</b>			
2013-11	2500, 3500 (2WD) Crew Cab	503-0191	--
2013-11	2500, 3500 (2WD) Exc. Crew Cab	503-0190	--
2013-11	2500, 3500 (4WD) Exc. Standard Cab	503-0191	--
2013-11	2500, 3500 (4WD) Standard Cab	503-0190	--

## Steering Gears

Years	Application	Power	Manual
<b>CHEVROLET/GMC TRUCKS (cont'd)</b>			
<b>SIERRA SERIES PICKUP (2WD &amp; 4WD) (Cont'd)</b>			
2006-04	1500 Crew Cab, 4WD w/ Luxury Edition Pkg. (Y91)	503-0159	--
2006-04	1500 Crew Cab, 4WD w/o Luxury Edition Pkg. (Y91)	503-0158	--
2006-04	1500 Extended Cab, 2WD w/ High Output Pkg. (B4V) or w/ Spring Special (b2E)	503-0159	--
2006-04	1500 Extended Cab, 4WD w/ Hybrid Electronic Power (HP2)	503-0183	--
2006-04	1500 Extended Cab, 4WD w/ Luxury Edition Pkg (Y91), w/ Off Road Sales Pkg. (9G3) or w/ Sport Pkg. (B4U)	503-0159	--
2006-04	1500 Extended Cab, 4WD w/o Luxury Edition Pkg (Y91), w/o Off Road Sales Pkg. (9G3), w/o Sport Pkg. (B4U)	503-0158	--
2006-04	1500 Standard Cab, 4WD	503-0158	--
2006-04	2500 w/ 32 Splines on Sector Shaft	503-0178	--
2006-04	2500 w/ 33 Splines on Sector Shaft	503-0153	--
2006-04	3500 (Exc. Standard Cab) w/ 32 Splines on Sector Shaft	503-0178	--
2006-04	3500 (Exc. Standard Cab) w/ 33 Splines on Sector Shaft	503-0153	--
2006-04	3500 Standard Cab, 4WD, Dual Rear Wheel, w/ 32 Splines on Sector Shaft	503-0178	--
2006-04	3500 Standard Cab, 4WD, Dual Rear Wheel, w/ 33 Splines on Sector Shaft	503-0153	--
2006-04	3500 Standard Cab, 4WD, Single Rear Wheel	503-0184	--
2003	1500 Extended Cab, 4WD w/ Luxury Edition Pkg (Y91), or w/ Sport Pkg. (B4U)	503-0159	--
2003	1500 Extended Cab, 4WD w/o Luxury Edition Pkg (Y91), w/o Sport Pkg. (B4U)	503-0158	--
2003	1500 Standard Cab, 4WD	503-0158	--
2003	2500, 3500 w/ 32 Splines on Sector Shaft	503-0178	--
2003	2500, 3500 w/ 33 Splines on Sector Shaft	503-0153	--
2002-01	1500 Extended Cab, 4WD w/ Luxury Edition Pkg (Y91), (1st Design) w/ Production Code LM	503-0157	--
2002-01	1500 Extended Cab, 4WD w/ Luxury Edition Pkg (Y91), (2nd Design) (Exc. Production Code LM)	503-0159	--
2002-01	1500 Extended Cab, 4WD w/o Luxury Edition Pkg (Y91)	503-0158	--
2002-01	1500 Standard Cab, 4WD	503-0158	--
2002-01	2500, 3500 w/ 32 Splines on Sector Shaft	503-0178	--
2002-01	2500, 3500 w/ 33 Splines on Sector Shaft	503-0153	--
2000-99	1500 4WD	503-0158	--
2000-99	2500 w/ Production Code HD, w/ 32 Splines on Sector Shaft	503-0178	--
2000-99	2500 w/ Production Code HD, w/ 33 Splines on Sector Shaft	503-0153	--
2000-99	2500 w/ Production Code LM	503-0157	--
<b>SIERRA SERIES PICKUP (2WD &amp; 4WD) HD</b>			
2013-11	2500, 3500 (2WD) Crew Cab	503-0191	--
2013-11	2500, 3500 (2WD) Exc. Crew Cab	503-0190	--
2013-11	2500, 3500 (4WD) Exc. Standard Cab	503-0191	--
2013-11	2500, 3500 (4WD) Standard Cab	503-0190	--
2010-08	2500 w/ 33 Splines on Sector Shaft	503-0188	--

Years	Application	Power	Manual
<b>CHEVROLET/GMC TRUCKS (cont'd)</b>			
<b>SIERRA SERIES PICKUP (2WD &amp; 4WD) HD (Cont'd)</b>			
2010-08	3500, Crew Cab or Extended Cab	503-0188	--
2010-08	3500, Standard Cab, w/ Dual Rear Wheels	503-0188	--
2010-08	3500, Standard Cab, w/ Single Rear Wheels	503-0186	--
2007	2500 (Classic)	503-0153	--
2007	2500 (Exc. Classic)	503-0188	--
2007	3500, Crew Cab or Extended Cab	503-0188	--
2007	3500, Standard Cab, w/ Dual Rear Wheels	503-0188	--
2007	3500, Standard Cab, w/ Single Rear Wheels	503-0186	--
2006-01	1500 Crew Cab w/ 32 Splines on Sector Shaft	503-0178	--
2006-01	1500 Crew Cab w/ 33 Splines on Sector Shaft	503-0153	--
2006-01	2500 w/ 32 Splines on Sector Shaft	503-0178	--
2006-01	2500 w/ 33 Splines on Sector Shaft	503-0153	--
<b>SILVERADO CLASSIC SERIES PICKUP (2WD &amp; 4WD)</b>			
2007	1500 Crew Cab, 4WD w/ Four Wheel Steering (NYS)	503-0158	--
2007	1500 Extended Cab, 4WD w/ Four Wheel Steering (NYS), w/o Off Road Package (9G3)	503-0158	--
2007	1500 Extended Cab, 4WD w/ Hybrid Electronic Power (HP2)	503-0183	--
2007	1500 Standard Cab, 2WD w/o Four Wheel Steering (NYS)	503-0158	--
2007	1500 Standard Cab, 4WD w/ Four Wheel Steering (NYS)	503-0158	--
2007	2500, 3500	503-0153	--
<b>SILVERADO CLASSIC SERIES PICKUP (2WD &amp; 4WD) HD</b>			
2007	1500 and 2500	503-0153	--
<b>SILVERADO CLASSIC SS</b>			
2007	All	503-0153	--
<b>SILVERADO SERIES PICKUP (2WD &amp; 4WD)</b>			
2013-11	2500, 3500 (2WD) Crew Cab	503-0191	--
2013-11	2500, 3500 (2WD) Exc. Crew Cab	503-0190	--
2013-11	2500, 3500 (4WD) Exc. Standard Cab	503-0191	--
2013-11	2500, 3500 (4WD) Standard Cab	503-0190	--
2006-04	1500 Crew Cab, 4WD w/ Luxury Edition Pkg. (Y91)	503-0159	--
2006-04	1500 Crew Cab, 4WD w/o Luxury Edition Pkg. (Y91)	503-0158	--
2006-04	1500 Extended Cab, 2WD w/ High Output Pkg. (B4V) or w/ Spring Special (b2E)	503-0159	--
2006-04	1500 Extended Cab, 4WD w/ Hybrid Electronic Power (HP2)	503-0183	--
2006-04	1500 Extended Cab, 4WD w/ Luxury Edition Pkg (Y91), w/ Off Road Sales Pkg. (9G3) or w/ Sport Pkg. (B4U)	503-0159	--
2006-04	1500 Extended Cab, 4WD w/o Luxury Edition Pkg (Y91), w/o Off Road Sales Pkg. (9G3), w/o Sport Pkg. (B4U)	503-0158	--
2006-04	1500 Standard Cab, 4WD	503-0158	--
2006-04	2500 w/ 32 Splines on Sector Shaft	503-0178	--

## Steering Gears

Years	Application	Power	Manual
<b>CHEVROLET/GMC TRUCKS (cont'd)</b>			
<b>SILVERADO SERIES PICKUP (2WD &amp; 4WD) (Cont'd)</b>			
2006-04	2500 w/ 33 Splines on Sector Shaft	503-0153	--
2006-04	3500 (Exc. Standard Cab) w/ 32 Splines on Sector Shaft	503-0178	--
2006-04	3500 (Exc. Standard Cab) w/ 33 Splines on Sector Shaft	503-0153	--
2006-04	3500 Standard Cab, 4WD, Dual Rear Wheel, w/ 32 Splines on Sector Shaft	503-0178	--
2006-04	3500 Standard Cab, 4WD, Dual Rear Wheel, w/ 33 Splines on Sector Shaft	503-0153	--
2006-04	3500 Standard Cab, 4WD, Single Rear Wheel	503-0184	--
2003	1500 Extended Cab, 4WD w/ Luxury Edition Pkg (Y91), or w/ Sport Pkg. (B4U)	503-0159	--
2003	1500 Extended Cab, 4WD w/o Luxury Edition Pkg (Y91), w/o Sport Pkg. (B4U)	503-0158	--
2003	1500 Standard Cab, 4WD	503-0158	--
2003	2500, 3500 w/ 32 Splines on Sector Shaft	503-0178	--
2003	2500, 3500 w/ 33 Splines on Sector Shaft	503-0153	--
2002-01	1500 Extended Cab, 4WD w/ Luxury Edition Pkg (Y91), (1st Design) w/ Production Code LM	503-0157	--
2002-01	1500 Extended Cab, 4WD w/ Luxury Edition Pkg (Y91), (2nd Design) (Exc. Production Code LM)	503-0159	--
2002-01	1500 Extended Cab, 4WD w/o Luxury Edition Pkg (Y91)	503-0158	--
2002-01	1500 Standard Cab, 4WD	503-0158	--
2002-01	2500, 3500 w/ 32 Splines on Sector Shaft	503-0178	--
2002-01	2500, 3500 w/ 33 Splines on Sector Shaft	503-0153	--
2000-99	1500 4WD	503-0158	--
2000-99	2500 w/ Production Code HD, w/ 32 Splines on Sector Shaft	503-0178	--
2000-99	2500 w/ Production Code HD, w/ 33 Splines on Sector Shaft	503-0153	--
2000-99	2500 w/ Production Code LM	503-0157	--
<b>SILVERADO SERIES PICKUP (2WD &amp; 4WD) HD</b>			
2013-11	2500, 3500 (2WD) Crew Cab	503-0191	--
2013-11	2500, 3500 (2WD) Exc. Crew Cab	503-0190	--
2013-11	2500, 3500 (4WD) Exc. Standard Cab	503-0191	--
2013-11	2500, 3500 (4WD) Standard Cab	503-0190	--
2010-08	2500 w/ 33 Splines on Sector Shaft	503-0188	--
2010-08	3500, Crew Cab or Extended Cab	503-0188	--
2010-08	3500, Standard Cab, w/ Dual Rear Wheels	503-0188	--
2010-08	3500, Standard Cab, w/ Single Rear Wheels	503-0186	--
2007	2500, Classic	503-0153	--
2007	2500, Exc. Classic	503-0188	--
2007	3500, Crew Cab or Extended Cab	503-0188	--
2007	3500, Standard Cab, w/ Dual Rear Wheels	503-0188	--
2007	3500, Standard Cab, w/ Single Rear Wheels	503-0186	--
2006-01	1500 Crew Cab w/ 32 Splines on Sector Shaft	503-0178	--

Years	Application	Power	Manual
<b>CHEVROLET/GMC TRUCKS (cont'd)</b>			
<b>SILVERADO SERIES PICKUP (2WD &amp; 4WD) HD (Cont'd)</b>			
2006-01	1500 Crew Cab w/ 33 Splines on Sector Shaft	503-0153	--
2006-01	2500 w/ 32 Splines on Sector Shaft	503-0178	--
2006-01	2500 w/ 33 Splines on Sector Shaft	503-0153	--
<b>SUBURBAN, YUKON XL, YUKON DENALI XL</b>			
2013-07	2500 w/ 33 Splines on Sector Shaft	503-0188	--
2006-04	1500, 2WD	503-0158	--
2006-04	1500, 4WD, 3-Bolt Housing	503-0158	--
2006-04	1500, 4WD, 4-Bolt Housing	503-0159	--
2006-04	2500 w/ 32 Splines on Sector Shaft	503-0178	--
2006-04	2500 w/ 33 Splines on Sector Shaft	503-0153	--
2003	2WD & 4WD 2500 w/ 32 Splines on Sector Shaft	503-0178	--
2003	2WD & 4WD 2500 w/ 33 Splines on Sector Shaft	503-0153	--
2003	2WD 1500	503-0158	--
2003	4WD 1500 w/ Off Road Appearance Package (BPH), Luxury Edition package (Y91)	503-0159	--
2003	4WD 1500 (Exc. w/ Off Road Appearance Package (BPH), Exc. Luxury Edition package (Y91))	503-0158	--
2002	2WD & 4WD 2500 w/ 32 Splines on Sector Shaft	503-0178	--
2002	2WD & 4WD 2500 w/ 33 Splines on Sector Shaft	503-0153	--
2002	2WD 1500	503-0158	--
2002	4WD 1500 w/ Production Code LS	503-0159	--
2002	4WD 1500 w/ Production Code UT or YK	503-0158	--
2001	2WD & 4WD 2500 w/ 32 Splines on Sector Shaft	503-0178	--
2001	2WD & 4WD 2500 w/ 33 Splines on Sector Shaft	503-0153	--
2001	2WD 1500	503-0158	--
2001	4WD 1500 w/ Production Code AX	503-0157	--
2001	4WD 1500 w/ Production Code LS	503-0159	--
2001	4WD 1500 w/ Production Code UT or YK	503-0158	--
2000	2WD & 4WD 1500	503-0158	--
2000	2WD & 4WD 2500 w/ Production Code HD, w/ 32 Splines on Sector Shaft	503-0178	--
2000	2WD & 4WD 2500 w/ Production Code HD, w/ 33 Splines on Sector Shaft	503-0153	--
2000	2WD & 4WD 2500 w/ Production Code LM	503-0157	--
1999-98	2WD & 4WD 1500	503-0150	--
1999-98	2WD & 4WD 2500 7200lb. GVW (C5Z)	503-0150	--
1999-98	2WD & 4WD 2500 8600lb. GVW (C6P)	503-0128	--
1997	2WD & 4WD 1500	503-0128	--
1997	2WD & 4WD 2500	503-0128	--
1996	2WD & 4WD 1500	503-0144	--
1996	2WD & 4WD 2500 7200lb. GVW (C5Z)	503-0144	--
1996	2WD & 4WD 2500 8600lb. GVW (C6P)	503-0128	--
1995-94	2WD & 4WD 1500	503-0129	--
1995-94	2WD & 4WD 2500 w/ 6.5L Diesel Eng. (VIN Code F)	503-0128	--

## Steering Gears

Years	Application	Power	Manual
<b>CHEVROLET/GMC TRUCKS (cont'd)</b>			
<b>SUBURBAN, YUKON XL, YUKON DENALI XL (Cont'd)</b>			
1995-94	2WD & 4WD 2500 w/ Gas Eng 7200 lb. GVW (C5Z)	503-0129	--
1995-94	2WD & 4WD 2500 w/ Gas Eng 8600 lb. GVW (C6P)	503-0128	--
1995-94	2WD 2500 w/ 6.5L Diesel Eng. (VIN Code P, S)	503-0129	--
1993-92	2WD & 4WD 1500	503-0129	--
1993-92	2WD & 4WD 2500 w/ 7200 lb. GVW (C5Z)	503-0129	--
1993-92	2WD & 4WD 2500 w/ 8600 lb. GVW (C6P)	503-0128	--
1993-92	2WD 2500 w/ 6.2L Diesel Eng. (VIN Code C)	503-0129	--
1991-88	2WD	503-0119	--
1991-88	4WD	503-0121	--
1987-80	2WD	503-0119	803-0105
1987-80	4WD	503-0121	--
1979-77	2WD	502-0110	803-0105
1979-77	4WD	503-0116	--
1976-68	2WD	502-0109	803-0105
1976-68	4WD	503-0114	--
<b>TAHOE, YUKON, YUKON DENALI, BLAZER (Full Size), JIMMY (Full Size)</b>			
2006-03	2WD	503-0158	--
2006-03	4WD, 3-Bolt Housing	503-0158	--
2006-03	4WD, 4-Bolt Housing	503-0159	--
2002-01	2WD	503-0158	--
2002-01	4WD (Exc. Yukon Denali) Production Code LS - 4-Bolt Housing	503-0159	--
2002-01	4WD (Exc. Yukon Denali) Production Code UT or YK - 3-Bolt Housing	503-0158	--
2002-01	Yukon Denali, Production Code AX	503-0157	--
2000	4.8L, 5.3L or 6.0L Eng.	503-0158	--
2000	5.7L Eng.	503-0150	--
1999-98	5.7L Eng.	503-0150	--
1999-98	6.5L Eng.	503-0128	--
1997	All	503-0128	--
1996	All	503-0144	--
1995-92	All	503-0129	--
1991-80	2WD	503-0119	803-0105
1991-80	4WD	503-0121	803-0105
1979-77	2WD	502-0110	803-0105
1979-77	4WD	503-0116	--
1976-70	2WD	502-0109	803-0105
1976-70	4WD	503-0114	--
<b>TRACKER</b>			
1998	All	503-0161	--
1992-90	All	503-0161	--
<b>CHEVROLET/GMC TRUCKS - MEDIUM DUTY</b>			
<b>40-80 SERIES</b>			
1990-80	Saginaw Dual Piston Gear w/ Casting (Metric)	503-0130	--
1979-60	Saginaw Dual Piston Gear w/ Casting (SAE)	503-0131	--

Years	Application	Power	Manual
<b>CHEVROLET/GMC TRUCKS - MEDIUM DUTY (cont'd)</b>			
<b>B7000 SERIES (School Bus)</b>			
2000-99	All w/ Non Variable Steering (N40)	503-0175	--
1998-97	All w/ Non Variable Steering (N40), 6.6L Eng.	503-0175	--
1996-93	All	503-0175	--
<b>C4 SERIES (Topkick, Kodiak)</b>			
2009-03	w/Power Steering	503-0189	--
<b>C5 SERIES (Topkick, Kodiak)</b>			
2009-03	w/Power Steering	503-0189	--
<b>C6 SERIES (Topkick, Kodiak)</b>			
2009-03	All (Exc. Alltec Global Fleet - TS6) w/10,000-14,600 lb. Front Axle	503-0193	--
2009-03	All w/8000 lb. Front Axle	503-0192	--
2002-97	All w/ Non Variable Steering (N40) (Exc. 16,000 lb. Front Axle (FH4))	503-0175	--
1996-90	All	503-0175	--
<b>C7 SERIES (Topkick, Kodiak)</b>			
2009-03	All (Exc. Alltec Global Fleet - TS6) w/10,000-14,600 lb. Front Axle	503-0193	--
2009-03	All w/8000 lb. Front Axle	503-0192	--
2002-93	All w/ Non Variable Steering (N40) (Exc. 16,000 lb. Front Axle (FH4))	503-0175	--
1992-90	All w/ Non Variable Steering (N40)	503-0175	--
<b>P6 SERIES (Delivery Truck)</b>			
1996-92	All	503-0175	--
<b>W SERIES (Tilt Cab)</b>			
2009	W3, W4 - Gas	505-0105	--
2008-04	W3500	505-0106	--
<b>CHRYSLER</b>			
<b>300 SERIES</b>			
1971-65	All	502-0106	--
<b>CORDOBA</b>			
1983-75	All	502-0106	--
<b>CROSSFIRE</b>			
2006-04	All	502-0141	--
<b>FIFTH AVENUE, IMPERIAL &amp; NEWPORT</b>			
1989	All (Exc. Police)	502-0106	--
1989	Police	502-0102	--
1988-68	All	502-0106	--
1967-65	Newport	502-0106	--
<b>LEBARON</b>			
1981-65	All	502-0106	--
<b>LHS, NEW YORKER</b>			
1982-65	All	502-0106	--
<b>TOWN &amp; COUNTRY (Station Wagon)</b>			
1981-65	All	502-0106	--
<b>DODGE</b>			
<b>ASPEN &amp; DART</b>			
1980-73	All	502-0106	--
1972-63	All	502-0107	--
<b>CHALLENGER</b>			
1983-82	All	502-0131	--
1974-73	All	502-0106	--
1972-65	All	502-0107	--

## Steering Gears

Years	Application	Power	Manual
<b>DODGE (cont'd)</b>			
<b>CHARGER</b>			
1978-73	All	502-0106	--
1972-65	All	502-0107	--
<b>CONQUEST</b>			
1986-84	All	502-0131	--
<b>CORONET</b>			
1976-73	All	502-0106	--
1972-65	All	502-0107	--
<b>DIPLOMAT</b>			
1989	All (Exc. Police)	502-0106	--
1989	Police	502-0102	--
1988-77	All	502-0106	--
<b>MIRADA, MAGNUM &amp; ST. REGIS</b>			
1983-78	All	502-0106	--
<b>MONACO, ROYAL MONACO, POLARA, 880 &amp; CUSTOM 880</b>			
1977-65	All	502-0106	--
1964-62	All (Exc. 880)	502-0107	--
<b>DODGE TRUCKS</b>			
<b>B SERIES VAN</b>			
2003-02	1500	502-0138	--
2003-02	2500 & 3500	502-0126	--
2001-99	All	502-0138	--
1998-94	All	503-0137	--
1993-86	All	502-0106	--
1985-80	All	502-0106	802-0101
1979	All (Exc. Diesel or Karyvan w/ 8 Cyl. Eng.)	502-0106	802-0101
1978-76	All	502-0106	802-0101
1975-71	All	502-0106	--
<b>D, W SERIES PICKUP (2WD &amp; 4WD)</b>			
1994	See- R SERIES PICKUP	--	--
1993-80	All	502-0114	--
1979-78	All w/ 25 Spline Input Shaft - Reverse Rotation	502-0111	--
1979-78	All w/ 25 Spline Input Shaft - Standard Rotation	502-0110	--
1979-78	All w/ 32 Spline Input Shaft - Standard Rotation	502-0113	--
1977-72	All w/ Reverse Rotation	502-0108	--
1977-72	All w/ Standard Rotation	502-0109	--
<b>D400</b>			
1981-80	All	503-0124	--
<b>DAKOTA</b>			
1999	4WD	502-0124	--
1998-97	4WD w/ Snow Plow Package	502-0121	--
1998-97	4WD w/o Snow Plow Package	502-0120	--
1996-89	4WD	502-0116	--
1988-86	4WD	502-0115	--
<b>DURANGO</b>			
1999	4WD	502-0124	--
1998	4WD w/ Snow Plow Package	502-0121	--
1998	4WD w/o Snow Plow Package	502-0124	--
<b>M300-M500 MOTOR HOME</b>			
1979-72	All	502-0106	--

Years	Application	Power	Manual
<b>DODGE TRUCKS (cont'd)</b>			
<b>R SERIES PICKUP (2WD &amp; 4WD)</b>			
2012	R2500, R3500 (4WD) Cab-Chassis	502-0145	--
2012	R2500, R3500 (4WD) Exc. Cab-Chassis	502-0145	--
2012	R4500, R5500	502-0149	--
2011	R2500, R3500 (4WD) Cab-Chassis	502-0145	--
2011	R2500, R3500 (4WD) Exc. Cab-Chassis	502-0146	--
2011	R4500, R5500	502-0147	--
2010	R2500, R3500 (4WD) (Diesel Eng.) Cab-Chassis	502-0145	--
2010	R2500, R3500 (4WD) (Diesel Eng.) Exc. Cab-Chassis	502-0146	--
2010	R2500, R3500 (4WD) (Gas Eng.)	502-0142	--
2010	R4500, R5500	502-0147	--
2009	R2500, R3500 (4WD)	502-0142	--
2009	R4500, R5500	502-0148	--
2008	R1500 (2WD) Extended Cab	502-0137	--
2008	R2500, R3500 (4WD)	502-0137	--
2008	R4500, R5500	502-0148	--
2007-06	R1500 (2WD) Extended Cab	502-0137	--
2007-06	R2500, R3500 (4WD)	502-0137	--
2005-03	R2500, R3500 (4WD)	502-0137	--
2002	R2500 (2WD)	502-0127	--
2002	R2500 (4WD)	502-0123	--
2002	R3500 (2WD) Extended Cab or Quad Cab	502-0127	--
2002	R3500 (2WD) Standard Cab w/ Production Code Z3A	502-0127	--
2002	R3500 (2WD) Standard Cab w/ Production Code Z3B	502-0123	--
2002	R3500 (4WD)	502-0123	--
2001	R1500 Extended Cab or Quad Cab	502-0128	--
2001	R1500 Standard Cab, w/ 118" Wheelbase	502-0129	--
2001	R1500 Standard Cab, w/ 134" Wheelbase	502-0128	--
2001	R2500 (2WD)	502-0127	--
2001	R2500 (4WD)	502-0123	--
2001	R3500 (2WD) Extended Cab or Quad Cab	502-0127	--
2001	R3500 (2WD) Standard Cab w/ Production Code Z3A	502-0127	--
2001	R3500 (2WD) Standard Cab w/ Production Code Z3B	502-0123	--
2001	R3500 (4WD)	502-0123	--
2000	R1500 Extended Cab or Quad Cab	502-0128	--
2000	R1500 Standard Cab, w/ 118" Wheelbase	502-0129	--
2000	R1500 Standard Cab, w/ 134" Wheelbase	502-0128	--
2000	R2500 (2WD) Quad Cab	502-0127	--
2000	R2500 (2WD) Standard Cab	502-0123	--
2000	R2500 (4WD)	502-0123	--
2000	R3500 (2WD) Quad Cab	502-0127	--
2000	R3500 (2WD) Standard Cab	502-0123	--
2000	R3500 (4WD)	502-0123	--
1999	R1500 (2WD) w/ 6.5 Ft. Bed	502-0129	--
1999	R1500 (2WD) w/ 8 Ft. Bed	503-0146	--
1999	R1500 (4WD)	503-0146	--
1999	R2500	502-0123	--
1999	R3500	502-0123	--
1998-97	R1500 (2WD)	502-0119	--

## Steering Gears

Years	Application	Power	Manual
<b>DODGE TRUCKS (cont'd)</b>			
<b>R SERIES PICKUP (2WD &amp; 4WD) (Cont'd)</b>			
1998-97	R1500 (4WD)	503-0146	--
1998-97	R2500 Over 7500lb. GVW	502-0123	--
1998-97	R2500 Under 7500lb. GVW (2WD)	502-0119	--
1998-97	R2500 Under 7500lb. GVW (4WD)	503-0146	--
1998-97	R3500	502-0123	--
1996-94	R1500	503-0128	--
1996-94	R2500 Over 7500lb. GVW	502-0117	--
1996-94	R2500 Under 7500lb. GVW	503-0128	--
1996-94	R3500	502-0117	--
<b>RAIDER</b>			
1989-87	All	502-0132	--
<b>RAM 50, POWER RAM 50, D-50 PICKUP</b>			
1993-90	2WD	502-0136	--
1993-90	4WD	502-0135	809-0101
1989-87	2WD	502-0134	809-0101
1989-87	4WD	502-0135	809-0101
1986	2WD	502-0131	--
1985	2WD	502-0131	--
1985	4WD	502-0133	--
1984-83	2WD	502-0131	--
1984-83	4WD	502-0132	--
1982	2WD	502-0131	--
1982	4WD	502-0132	--
1981	All	502-0131	--
<b>RAMCHARGER</b>			
1993-80	All	502-0114	--
1979-78	All w/ 25 Spline Input Shaft - Reverse Rotation	502-0111	--
1979-78	All w/ 25 Spline Input Shaft - Standard Rotation	502-0110	--
1979-78	All w/ 32 Spline Input Shaft - Standard Rotation	502-0113	--
1977-72	All w/ Reverse Rotation	502-0108	--
1977-72	All w/ Standard Rotation	502-0109	--
<b>FORD</b>			
<b>CROWN VICTORIA, COUNTRY SQUIRE, LTD (Full Size)</b>			
2002-97	All	501-0117	--
1996-93	All (Exc. Police or Handling Package)	501-0104	--
1996-93	Police or Handling Package	501-0105	--
1992	All	501-0104	--
1991-80	Crown Victoria, Country Squire	501-0103	--
1979-70	All	501-0102	--
1969-67	All (Ford Design)	501-0102	--
1969-67	All (Saginaw Design)	501-0101	--
<b>CUSTOM, GALAXIE, COUNTRY SEDAN &amp; RANCH WAGON</b>			
1977-70	All	501-0102	--
1969-65	All (Ford Design)	501-0102	--
1969-65	All (Saginaw Design)	501-0101	--
<b>MUSTANG &amp; MUSTANG II</b>			
1973-71	All	501-0101	--
<b>THUNDERBIRD</b>			
1979-77	All (Ford Design)	501-0102	--
1979-77	All (Saginaw Design)	501-0101	--

Years	Application	Power	Manual
<b>FORD (cont'd)</b>			
<b>THUNDERBIRD (Cont'd)</b>			
1976-67	All	501-0102	--
<b>TORINO, LTD II, FAIRLANE &amp; GRAN TORINO</b>			
1979-72	All (Ford Design)	501-0102	--
1979-72	All (Saginaw Design)	501-0101	--
<b>FORD TRUCKS</b>			
<b>BRONCO</b>			
1996-80	All	501-0112	--
1979-78	All	501-0110	--
1977-72	All	501-0121	--
<b>BRONCO II</b>			
1990-84	All	501-0112	--
<b>E SERIES VAN (Includes Super Duty)</b>			
2014-09	All	501-0129	--
2008	All (Before 10/01/07)	501-0128	--
2008	All (From 10/01/07)	501-0129	--
2007-06	All	501-0128	--
2005	E150, E250 & E350 (Exc. Stripped Chassis) w/ FGAWR Over 4200 lb. (Production code SPA-MA)	501-0128	--
2005	E150, E250 & E350 (Exc. Stripped Chassis) w/ FGAWR Under 4200 lb. (Production codes SPA-JN, SPA-KW)	501-0118	--
2005	E350, E450 Stripped Chassis	--	801-0105
2004	E150, E250 & E350 (Exc. Stripped Chassis) w/ FGAWR Over 4200 lb. (Production code SPA-MA)	501-0128	--
2004	E150, E250 & E350 (Exc. Stripped Chassis) w/ FGAWR Under 4200 lb. (Production codes SPA-JN, SPA-KW)	501-0118	--
2004	E350, E450 Stripped Chassis	--	801-0105
2004	E550	501-0137	--
2003-02	E150	501-0118	--
2003-02	E250 w/ FGAWR Over 4200 lb. (Production Codes SPA-JM, SPA-KN, SPA-KX, SPA-KV, SPA-LE)	501-0119	--
2003-02	E250 w/ FGAWR Under 4200 lb. (Production Codes SPA-JN, SPA-KW)	501-0118	--
2003-02	E350 (Exc. Stripped Chassis) w/ FGAWR Over 4200 lb. (Production Codes SPA-JM, SPA-KN, SPA-KX, SPA-KV, SPA-LE)	501-0119	--
2003-02	E350 (Exc. Stripped Chassis) w/ FGAWR Under 4200 lb. (Production Codes SPA-JN, SPA-KW)	501-0118	--
2003-02	E350, E450 Stripped Chassis	--	801-0105
2003-02	E450 (Exc. Stripped Chassis) w/ FGAWR Over 4200 lb. (Production Codes SPA-JM, SPA-KN, SPA-KX, SPA-KV, SPA-LE)	501-0119	--
2003-02	E550	501-0137	--
2001-97	E Series Super Duty Van (Exc. Stripped Chassis) w/ FGAWR Over 4200 lb. (Production Codes SPA-JM, SPA-KN, SPA-KX, SPA-KV, SPA-LE)	501-0119	--
2001-97	E Series Super Duty Van Stripped Chassis	--	801-0105

## Steering Gears

Years	Application	Power	Manual
<b>FORD TRUCKS (cont'd)</b>			
<b>E SERIES VAN (Includes Super Duty) (Cont'd)</b>			
2001-97	E150	501-0118	--
2001-97	E250 w/ FGAWR Over 4200 lb. (Production Codes SPA-JM, SPA-KN, SPA-KX, SPA-KV, SPA-LE)	501-0119	--
2001-97	E250 w/ FGAWR Under 4200 lb. (Production Codes SPA-JN, SPA-KW)	501-0118	--
2001-97	E350 (Exc. Stripped Chassis) w/ FGAWR Over 4200 lb. (Production Codes SPA-JM, SPA-KN, SPA-KX, SPA-KV, SPA-LE)	501-0119	--
2001-97	E350 (Exc. Stripped Chassis) w/ FGAWR Under 4200 lb. (Production Codes SPA-JN, SPA-KW)	501-0118	--
2001-97	E350 Stripped Chassis	--	801-0105
1996	All (Except Super Duty) w/ GVW Over 4200 lb.	501-0116	801-0105
1996	E Series Super Duty Van Stripped Chassis	--	801-0105
1996	E Series Super Duty Van w/ FGAWR Over 4200 lb.	501-0116	801-0105
1996	E150	501-0112	801-0103
1996	E250 w/ FGAWR Over 4200 lb.	501-0116	801-0105
1996	E250 w/ FGAWR Under 4200 lb.	501-0112	801-0103
1996	E350 (Exc. Stripped Chassis) w/ FGAWR Over 4200 lb.	501-0116	801-0103
1996	E350 (Exc. Stripped Chassis) w/ FGAWR Under 4200 lb.	501-0112	801-0103
1996	E350 Stripped Chassis w/ FGAWR Over 4200 lb.	501-0116	801-0105
1996	E350 Stripped Chassis w/ FGAWR Under 4200 lb.	501-0112	801-0103
1995-92	E150, E250	501-0112	801-0103
1995-92	E350 w/ 4.9L or 5.8L Eng. ( Exc. Stripped Chassis)	501-0112	801-0103
1995-92	E350 w/ 7.3L or 7.5L Eng. Stripped Chassis	501-0116	801-0105
1991-84	All	501-0112	801-0103
1983	All (Before 3/83)	501-0112	801-0104
1983	All (From 3/83)	501-0112	801-0103
1982	All (Before 2/82)	501-0113	--
1982	All (From 2/82)	501-0112	801-0104
1981-80	All	501-0113	--
1979-77	All	501-0109	--
1976-75	All	501-0114	--
<b>EXCURSION</b>			
2005-02	All	501-0119	--
2001-00	2WD	501-0118	--
2001-00	4WD	501-0119	--
<b>EXPEDITION</b>			
2002	All	501-0106	--
2001	All w/ EVO Steering	501-0107	--
2001	All w/o EVO Steering	501-0106	--
2000-99	All	501-0107	--
1998-97	All	501-0117	--

Years	Application	Power	Manual
<b>FORD TRUCKS (cont'd)</b>			
<b>EXPLORER</b>			
1994-91	All	501-0112	--
<b>F SERIES &amp; SUPER DUTY (2WD &amp; 4WD)</b>			
2014-11	All F250, F350 Super Duty, wo/ Fat Boy (67W) Front Axle, w/ Diesel Eng.	501-0139	--
2014-11	All F250, F350 Super Duty, wo/ Fat Boy (67W) Front Axle, w/ Gas Eng.	501-0138	--
2014-11	All F450, F550	501-0140	--
2014-11	All F53 Stripped Chassis - w/ GVW 24000,26000 lb.	501-0136	--
2010	All F250, F350 Super Duty w/ Diesel Eng.	501-0131	--
2010	All F250, F350 Super Duty w/ Gas Eng.	501-0130	--
2010	All F450, F550	501-0133	--
2010	All F53 Stripped Chassis - w/ GVW 24000,26000 lb.	501-0136	--
2009	All F250 Super Duty w/ Diesel Eng.	501-0131	--
2009	All F250 Super Duty w/ Gas Eng.	501-0130	--
2009	All F350 Super Duty w/ Diesel Eng. w/ Fat Boy (67W) Front Axle	501-0133	--
2009	All F350 Super Duty w/ Diesel Eng. w/o Fat Boy (67W) Front Axle	501-0131	--
2009	All F350 Super Duty w/ Gas Eng.	501-0130	--
2009	All F450, F550	501-0133	--
2009	All F53 Stripped Chassis - w/ GVW 24000,26000 lb.	501-0136	--
2008	All F250 Super Duty w/ Diesel Eng. (Before 7/30/07)	501-0132	--
2008	All F250 Super Duty w/ Diesel Eng. (From 8/1/07)	501-0131	--
2008	All F250 Super Duty w/ Gas Eng. (Before 7/30/07)	501-0125	--
2008	All F250 Super Duty w/ Gas Eng. (From 8/1/07)	501-0130	--
2008	All F350 Super Duty w/ Diesel Eng. (Before 7/30/07)	501-0132	--
2008	All F350 Super Duty w/ Diesel Eng. (From 8/1/07) w/ Fat Boy (67W) Front Axle	501-0133	--
2008	All F350 Super Duty w/ Diesel Eng. (From 8/1/07) w/o Fat Boy (67W) Front Axle	501-0131	--
2008	All F350 Super Duty w/ Gas Eng. (Before 7/30/07)	501-0125	--
2008	All F350 Super Duty w/ Gas Eng. (From 8/1/07)	501-0130	--
2008	All F450, F550	501-0133	--
2008	All F53 Stripped Chassis - w/ GVW 24000,26000 lb.	501-0136	--
2007-05	All F250, F350 Super Duty w/ Diesel Eng.	501-0132	--
2007-05	All F250, F350 Super Duty w/ Gas Eng.	501-0125	--
2007-05	All F450, F550	501-0133	--
2004	F150 Old Body Style (Exc. SVT Lightning) w/ 7700 lb. GVW	501-0106	--
2004	F150 SVT Lightning	501-0117	--
2004	F250, F350, F450 & F550 Super Duty	501-0119	--
2003	F150 (Exc. SVT Lightning)	501-0106	--
2003	F150 SVT Lightning	501-0117	--
2003	F250, F350, F450 & F550 Super Duty	501-0119	--
2002	F150	501-0106	--

## Steering Gears

Years	Application	Power	Manual
<b>FORD TRUCKS (cont'd)</b>			
<b>F SERIES &amp; SUPER DUTY (2WD &amp; 4WD) (Cont'd)</b>			
2002	F250, F350, F450 & F550 Super Duty	501-0119	--
2001-00	F150	501-0106	--
2001-00	F250, F350, F450 & F550 Super Duty w/ 32 Tooth Pitman Shaft (Production Codes SPA-JN, SPA-KW)	501-0118	--
2001-00	F250, F350, F450 & F550 Super Duty w/ 36 Tooth Pitman Shaft (Production Codes SPA-JM, SPA-KN, SPA-KX, SPA-KV, SPA-LE)	501-0119	--
1999	F Series Super Duty (Production Codes SPA-JN, SPA-KW)	501-0118	--
1999	F150	501-0106	--
1999	F250 (Production Codes SPA-HY, SPA-JH)	501-0106	--
1999	F250 (Production Codes SPA-JN, SPA-KW)	501-0118	--
1999	F250, F350, F450 & F550 Super Duty w/ 32 Tooth Pitman Shaft (Production Codes SPA-JN, SPA-KW)	501-0118	--
1999	F250, F350, F450 & F550 Super Duty w/ 36 Tooth Pitman Shaft (Production Codes SPA-JM, SPA-KN, SPA-KX, SPA-KV, SPA-LE)	501-0119	--
1998	F Series Super Duty (Production Codes SPA-JN, SPA-KW)	501-0118	--
1998	F150	501-0106	--
1998	F250 (Production Codes SPA-HY, SPA-JH)	501-0106	--
1998	F250 (Production Codes SPA-JN, SPA-KW)	501-0118	--
1998	F350 (Production Codes SPA-JN, SPA-KW)	501-0118	--
1997	F Series Super Duty (2-Bolt Cover) (Production Codes SPA-FW, SPA-GY, SPA-JY, SPA-HF)	501-0112	--
1997	F Series Super Duty (4-Bolt Cover) (Production Codes SPA-JN, SPA-KW)	501-0118	--
1997	F150	501-0106	--
1997	F250 (2-Bolt Cover) (Production Codes SPA-FW, SPA-GY, SPA-JY, SPA-HF)	501-0112	--
1997	F250 (4-Bolt Cover) (Production Codes SPA-HY, SPA-JH)	501-0106	--
1997	F250 (4-Bolt Cover) (Production Codes SPA-JN, SPA-KW)	501-0118	--
1997	F350 (2-Bolt Cover) (Production Codes SPA-FW, SPA-GY, SPA-JY, SPA-HF)	501-0112	--
1997	F350 (4-Bolt Cover) (Production Codes SPA-JN, SPA-KW)	501-0118	--
1996-95	All (Exc. F53)	501-0112	--
1994-91	All	501-0112	--
1990-84	All	501-0112	801-0103
1983	All (Before 3/83)	501-0112	801-0104
1983	All (From 3/83)	501-0112	801-0103
1982-81	All	501-0112	801-0104
1980	All	501-0112	--
1979-76	2WD	501-0108	801-0101
1979-76	4WD F100 & 150 (Exc. Super Cab)	501-0110	--

Years	Application	Power	Manual
<b>FORD TRUCKS (cont'd)</b>			
<b>F SERIES &amp; SUPER DUTY (2WD &amp; 4WD) (Cont'd)</b>			
1979-76	4WD F100 & 150 Super Cab	501-0111	--
1979-76	4WD F250 & F250 Super Cab w/ Integral Gear	501-0111	--
1975-70	2WD	501-0108	801-0101
1969-68	2WD (Bendix Design)	501-0120	801-0101
1969-68	2WD (Ford Design)	501-0108	801-0101
1967	2WD	501-0120	801-0101
1966	2WD F100 & F250	501-0120	801-0101
1965	F100 & F250	--	801-0101
<b>RANCHERO</b>			
1979-72	All (Ford Design)	501-0102	--
1979-72	All (Saginaw Design)	501-0101	--
<b>RANGER</b>			
2002-01	2WD, Regular Cab, 4 Cyl. Eng	--	801-0102
2000-98	2WD Regular Cab (Includes Electric Vehicle)	--	801-0102
2000-98	Super Cab	--	801-0102
1997-96	2WD	501-0112	801-0102
1997-96	4WD	501-0112	--
1995-86	All	501-0112	801-0102
1985	w/Power Steering	501-0112	--
1985	w/o Power Steering, 2WD	--	801-0102
1985	w/o Power Steering, 4WD (From 10/84)	--	801-0102
1984-83	2WD	501-0112	801-0102
1984-83	4WD	501-0112	--
1982-80	All	501-0112	--
<b>FORD TRUCKS - MEDIUM DUTY</b>			
<b>F600, 6000 SERIES</b>			
1979-70	All w/ 2 Hose Ports	501-0115	--
<b>F700, 7000 SERIES</b>			
1979-70	All w/ 2 Hose Ports	501-0115	--
<b>LCF (Tilt Cab)</b>			
2009-07	All	501-0135	--
<b>GEO TRUCKS</b>			
<b>TRACKER</b>			
1997-90	All	503-0161	503-0194
<b>HONDA TRUCKS</b>			
<b>PASSPORT</b>			
1997-94	All	505-0102	--
<b>HUMMER TRUCKS</b>			
<b>H1</b>			
2006	All	504-0107	--
2004-02	All	504-0103	--
<b>H2</b>			
2009	All	504-0108	--
2008	All	504-0106	--
2007-03	All	504-0104	--



## Steering Gears

Years	Application	Power	Manual
<b>IHC TRUCKS</b>			
<b>100, 200, 1000, 1100, 1200 (1/2 TON TO 1 TON SERIES)</b>			
1975-69	All w/ Reverse Rotation	502-0108	--
1975-69	All w/ Standard Rotation	502-0109	--
<b>METRO (PARCEL DELIVERY)</b>			
1979-72	All w/ Reverse Rotation	502-0108	--
1979-72	All w/ Standard Rotation	502-0109	--
<b>SCOUT II, TERRA &amp; TRAVELLER</b>			
1980	All	513-0103	--
1979-76	All w/ 13/16" Input Shaft	513-0101	--
1979-76	All w/ 3/4" Input Shaft	513-0102	--
1975-72	All	503-0110	--
<b>TRAVELALL, TRAVELETTE</b>			
1975-72	All w/ Reverse Rotation	502-0108	--
1975-72	All w/ Standard Rotation	502-0109	--
<b>ISUZU TRUCKS</b>			
<b>AMIGO</b>			
1994	All	505-0102	--
1993-92	All	505-0102	813-0101
1991	All (Before 4/91)	505-0102	--
1991	All (From 4/91)	505-0102	813-0101
1990-89	All	505-0102	--
<b>HOMBRE, PICKUP</b>			
2000-98	2WD	503-0140	--
2000-98	4WD	503-0139	--
1997-96	All	503-0140	--
1995-93	All Hombre	505-0102	--
1995-93	All Pickup	505-0102	813-0101
1992-88	All	505-0102	--
1987-83	All	513-0105	--
1982	Diesel Eng.	503-0160	--
1981	All	503-0160	--
<b>RODEO</b>			
2002	All (From 11/02)	505-0108	--
1997-95	All	505-0102	--
1994-92	All	505-0102	813-0101
1991	All (Before 4/91)	505-0102	--
1991	All (From 4/91)	505-0102	813-0101
<b>TROOPER, TROOPER II</b>			
2002-97	All	505-0101	--
1996-87	All	505-0102	--
1986-84	All	513-0105	--
<b>VEHICROSS</b>			
2001-99	All	505-0101	--
<b>ISUZU TRUCKS - MEDIUM DUTY</b>			
<b>NPR</b>			
2010-09	All, Exc. Stripped Chassis, 2-Door	505-0105	--
2008-07	All, Exc. Stripped Chassis, Diesel	505-0106	--
2008-07	All, Exc. Stripped Chassis, Gas	505-0105	--
2006-04	All, Exc. Stripped Chassis	505-0106	--
2006-04	All, Stripped Chassis	505-0107	--
<b>NPR HD</b>			
2010-08	All	505-0105	--
2007-04	All	505-0106	--

Years	Application	Power	Manual
<b>ISUZU TRUCKS - MEDIUM DUTY (cont'd)</b>			
<b>NQR</b>			
2010-08	All	505-0105	--
2007-04	All	505-0106	--
<b>NRR</b>			
2010-08	All	505-0105	--
2007-05	All	505-0106	--
<b>JEEP</b>			
<b>CHEROKEE</b>			
2001-99	All	503-0122	--
1998-96	All	502-0122	--
1995-88	All	503-0122	--
1987-84	All	503-0122	803-0101
1983-80	All	502-0103	--
1979-77	All	503-0103	--
1976-71	All	503-0110	--
<b>CJ5, CJ6, CJ7, DISPATCHER (DJ), JEEPSTER, UNIVERSAL (CJ)</b>			
1986-80	All	502-0105	803-0102
1979-72	All	502-0112	803-0102
<b>COMANCHE</b>			
1993-86	All	503-0122	803-0101
1985-84	All	503-0122	--
<b>GRAND CHEROKEE</b>			
2004-99	All	502-0130	--
1998-96	All	502-0122	--
1995-93	All	503-0122	--
<b>GRAND WAGONEER</b>			
1993	All	503-0122	--
1991-82	All	502-0103	--
<b>J SERIES &amp; GLADIATOR PICKUP</b>			
1991-80	All	502-0103	--
1979-77	All (Exc. J20)	503-0103	--
1979-77	J20	502-0101	--
1976-75	All (Exc. J20)	503-0110	--
1976-75	J20	502-0104	--
1974-71	All	503-0110	--
<b>SCRAMBLER</b>			
1985-81	All	502-0105	803-0102
<b>TJ (Canada)</b>			
2006-03	All	502-0140	--
2002-99	All	502-0125	--
1998	All	503-0140	803-0101
1996	All	502-0103	803-0101
<b>WAGONEER</b>			
1990-84	All	503-0122	803-0101
1983-80	All	502-0103	--
1979-77	All	503-0103	--
1976-71	All	503-0110	--
<b>WRANGLER</b>			
2010	All 2D Utility	502-0144	--
2009-07	All 2D Utility	502-0143	--
2009-07	All 4D Utility	502-0139	--
2006-03	All	502-0140	--
2002-99	All	502-0125	--

## Steering Gears

Years	Application	Power	Manual
<b>JEEP (cont'd)</b>			
<b>WRANGLER (Cont'd)</b>			
1998	All	503-0140	803-0101
1997	All	502-0122	803-0101
1996-87	All	502-0103	803-0101
<b>YJ (Canada)</b>			
1995-87	All	502-0103	803-0101
<b>KIA TRUCKS</b>			
<b>SPORTAGE</b>			
2002-98	All	513-0106	--
1997	All w/ Production Code KIA HI	513-0106	--
1997	All w/ Production Code UNISIA JECS	513-0107	--
<b>LAND ROVER</b>			
<b>DEFENDER 90</b>			
1997-94	All	513-0111	--
<b>DISCOVERY</b>			
2004-00	All	513-0129	--
1999	All (Exc. Series II)	513-0111	--
1999	All Series II	513-0129	--
1998-94	All (Exc. Series II)	513-0111	--
<b>RANGE ROVER</b>			
2002-95	All	513-0127	--
1994-87	All	513-0128	--
<b>LEXUS TRUCKS</b>			
<b>LX450</b>			
1997-96	All	511-0111	--
<b>LINCOLN</b>			
<b>CONTINENTAL</b>			
1981-80	All	501-0103	--
1979-70	All	501-0102	--
<b>MARK SERIES</b>			
1983-80	All	501-0103	--
1979-68	All	501-0102	--
<b>TOWN CAR</b>			
2002-97	All	501-0117	--
1996-94	All w/ Handling Package	501-0105	--
1996-94	All w/o Handling Package	501-0104	--
1993-90	All	501-0104	--
1989-80	All	501-0103	--
1979-70	All	501-0102	--
<b>LINCOLN TRUCKS</b>			
<b>BLACKWOOD</b>			
2003-02	All	501-0117	--
<b>NAVIGATOR</b>			
2002-99	All	501-0107	--
1998	All	501-0117	--
<b>MAZDA</b>			
<b>626</b>			
1982-81	All	508-0104	--

Years	Application	Power	Manual
<b>MAZDA TRUCKS</b>			
<b>B2000 PICKUP</b>			
1989-88	All	508-0101	--
1987	All (From Serial # 589386)	508-0101	801-0106
1987	All (To Serial # 589386)	508-0101	801-0107
1986	All	508-0101	801-0107
<b>B2200 PICKUP</b>			
1993-88	All	508-0101	801-0106
1987	All	508-0101	801-0107
<b>B2300 PICKUP</b>			
1997-94	All	501-0112	801-0102
<b>B2600 PICKUP</b>			
1993-90	All	508-0103	801-0106
1989-88	All	508-0102	801-0106
1987	All (From Serial # 589363)	508-0102	801-0106
1987	All (To Serial # 589363)	508-0102	801-0107
<b>B3000 PICKUP</b>			
1997-94	All	501-0112	801-0102
<b>B4000 PICKUP</b>			
1997-94	All	501-0112	801-0102
<b>NAVAJO</b>			
1994-91	All	501-0112	--
<b>MERCEDES</b>			
<b>190D</b>			
1989	All 2.5L Eng.	513-0119	--
<b>190E</b>			
1993-88	All (Exc. Sport Suspension)	513-0118	--
1993-88	Sport Suspension	513-0119	--
<b>300CE</b>			
1993-88	All	513-0113	--
<b>300D</b>			
1993-90	All	513-0113	--
<b>300E</b>			
1993-86	All	513-0113	--
<b>300E 4MATIC</b>			
1993-90	All	513-0112	--
<b>300SD</b>			
1993-92	All (To Chassis #A166259)	513-0109	--
1993-92	Turbo (From Chassis #A166260)	513-0110	--
<b>300SE</b>			
1993-92	All (From Chassis #A166260)	513-0110	--
1993-92	All (To Chassis #A166259)	513-0109	--
<b>300SL</b>			
1993-90	All	513-0116	--
<b>300TE</b>			
1993-90	All	513-0113	--
<b>300TE 4MATIC</b>			
1993-90	All	513-0112	--
<b>400E</b>			
1993-92	All	513-0115	--
<b>400SE</b>			
1992	All (From Chassis #A166260)	513-0110	--
1992	All (To Chassis #A166259)	513-0109	--

## Steering Gears

Years	Application	Power	Manual
<b>MERCEDES (cont'd)</b>			
<b>400SEL</b>			
1993	All (From Chassis #A166260)	513-0110	--
1993	All (To Chassis #A166259)	513-0109	--
<b>500E</b>			
1993-92	All	513-0115	--
<b>500SEC</b>			
1993	All (From Chassis #A166260)	513-0110	--
1993	All (To Chassis #A166259)	513-0109	--
<b>500SEL</b>			
1993-92	All (From Chassis #A166260)	513-0110	--
1993-92	All (To Chassis #A166259)	513-0109	--
<b>500SL</b>			
1993-90	All	513-0116	--
<b>560SL</b>			
1989-86	All	513-0123	--
<b>600SEC</b>			
1993	All (From Chassis #A166260)	513-0110	--
1993	All (To Chassis #A166259)	513-0109	--
<b>600SEL</b>			
1993-92	All (From Chassis #A166260)	513-0110	--
1993-92	All (To Chassis #A166259)	513-0109	--
<b>600SL</b>			
1993	All	513-0116	--
<b>C36</b>			
1997-95	All	513-0108	--
<b>C43</b>			
2000-98	All	513-0121	--
<b>C220</b>			
1996-94	All	513-0108	--
<b>C230</b>			
2000-97	All	513-0108	--
<b>C280</b>			
2000-98	All	513-0121	--
1997-94	All	513-0108	--
<b>CL500</b>			
1998	All	513-0110	--
<b>CLK55</b>			
2002-01	All	513-0121	--
<b>CLK320</b>			
2003	All Convertible	513-0121	--
2002-98	All	513-0121	--
<b>CLK430</b>			
2003-99	All	513-0121	--
<b>E300</b>			
1995	All	513-0113	--
<b>E320</b>			
1995-94	Coupe	513-0113	--
<b>E420</b>			
1995-94	All	513-0115	--
<b>E500</b>			
1994	All	513-0115	--
<b>S320</b>			
1999-98	All	513-0110	--
1997-94	All (From Chassis #A166260)	513-0110	--

Years	Application	Power	Manual
<b>MERCEDES (cont'd)</b>			
<b>S320 (Cont'd)</b>			
1997-94	All (To Chassis #A166259)	513-0109	--
<b>S350</b>			
1995-94	Turbo (From Chassis #A166260)	513-0110	--
1995-94	Turbo (To Chassis #A166259)	513-0109	--
<b>S420</b>			
1997	All	513-0110	--
1996-94	All (From Chassis #A166260)	513-0110	--
1996-94	All (To Chassis #A166259)	513-0109	--
<b>S500</b>			
1999-97	All	513-0110	--
1996-94	All (From Chassis #A166260)	513-0110	--
1996-94	All (To Chassis #A166259)	513-0109	--
<b>S600</b>			
1999-97	All	513-0110	--
1996-94	All (From Chassis #A166260)	513-0110	--
1996-94	All (To Chassis #A166259)	513-0109	--
<b>SL320</b>			
1997-94	All	513-0116	--
<b>SL500, SL600</b>			
2002-94	All	513-0116	--
<b>SLK32</b>			
2004-02	All	502-0141	--
<b>SLK230</b>			
2004-01	All	502-0141	--
2000-98	All	513-0124	--
<b>SLK320</b>			
2004-01	All	502-0141	--
<b>MERCEDES TRUCKS</b>			
<b>G55</b>			
2011	All	513-0125	--
2006-03	All	513-0126	--
<b>G63</b>			
2014-13	All	513-0125	--
<b>G500</b>			
2006	All	513-0126	--
2005-02	All	513-0125	--
<b>G550</b>			
2013-09	All	513-0125	--
<b>MERCURY</b>			
<b>COUGAR</b>			
1979-74	All (Ford Design)	501-0102	--
1979-74	All (Saginaw Design)	501-0101	--
1973-71	All	501-0101	--
<b>CYCLONE, MONTEGO &amp; METEOR</b>			
1976	All	501-0102	--
1975	All (Ford Design)	501-0102	--
1975	All (Saginaw Design)	501-0101	--
1974-72	All	501-0102	--
<b>GRAND MARQUIS, MARQUIS &amp; COLONY PARK</b>			
2002-97	All	501-0117	--
1996-93	All (Exc. Police or Handling Package)	501-0104	--
1996-93	Police or Handling Package	501-0105	--

## Steering Gears

Years	Application	Power	Manual
<b>MERCURY (cont'd)</b>			
<b>GRAND MARQUIS, MARQUIS &amp; COLONY PARK (Cont'd)</b>			
1992	All	501-0104	--
1991-83	Colony Park, Grand Marquis	501-0103	--
1982-80	All	501-0103	--
1979-66	All	501-0102	--
1965	All (Ford Design)	501-0102	--
1965	All (Saginaw Design)	501-0101	--
<b>MONTEREY, MONTCLAIR, PARKLANE, MARAUDER &amp; COMMUTER</b>			
1976-66	All	501-0102	--
1965	All (Ford Design)	501-0102	--
1965	All (Saginaw Design)	501-0101	--
<b>MITSUBISHI</b>			
<b>STARION</b>			
1989-84	All	502-0131	--
1983	All (From 6/83)	502-0131	--
<b>MITSUBISHI TRUCKS</b>			
<b>MIGHTY MAX, PICKUP</b>			
1996	All	502-0136	--
1995-90	4 Cyl. Eng.	502-0136	--
1995-90	6 Cyl. Eng.	502-0135	--
1989-87	2WD	502-0134	809-0101
1989-87	4WD	502-0135	809-0101
1986-85	2WD	502-0131	--
1986-85	4WD	502-0133	--
1984	2WD	502-0131	--
1984	4WD (Before 4/84)	502-0132	--
1984	4WD (From 4/84)	502-0133	--
1983	2WD	502-0131	--
1983	4WD	502-0132	--
<b>MONTERO</b>			
2000-92	All	509-0101	--
1991-90	All	509-0104	--
1989-83	All	502-0132	--
<b>MONTERO SPORT</b>			
2004-00	All	509-0103	--
1999-97	All	509-0102	--
<b>NISSAN/DATSUN</b>			
<b>200SX</b>			
1983-80	All	510-0108	--
<b>280Z &amp; 280ZX</b>			
1981-79	All (From 10/78) (Exc. Turbo)	510-0109	--
<b>NISSAN/DATSUN TRUCKS</b>			
<b>720 PICKUP</b>			
1986-84	All	510-0103	--
1983	All (Before 1/83)	510-0102	--
1983	All (From 1/83)	510-0103	--
1982-80	All	510-0102	--
<b>FRONTIER, D21 PICKUP</b>			
2004-01	4 Cyl. Eng.	510-0112	--
2004-01	6 Cyl. Eng.	510-0111	--

Years	Application	Power	Manual
<b>NISSAN/DATSUN TRUCKS (cont'd)</b>			
<b>FRONTIER, D21 PICKUP (Cont'd)</b>			
2000	2WD	510-0112	--
2000	4WD	510-0111	--
1999	2WD	510-0105	810-0101
1999	4WD	510-0106	810-0101
1998	2WD	510-0105	--
1998	4WD	510-0106	810-0101
1997	2WD	510-0104	810-0101
1997	4WD	510-0106	810-0101
1996	2WD (Before 1/96), 4 Cyl. Eng.	510-0104	810-0101
1996	2WD (Before 1/96), 6 Cyl. Eng.	510-0105	810-0101
1996	2WD (From 1/96)	510-0104	810-0101
1996	4WD	510-0106	810-0101
1995-94	2WD, 4 Cyl. Eng.	510-0104	810-0101
1995-94	2WD, 6 Cyl. Eng.	510-0105	810-0101
1995-94	4WD	510-0106	810-0101
1993-91	2WD, 4 Cyl. Eng.	510-0104	810-0101
1993-91	2WD, 6 Cyl. Eng.	510-0105	810-0101
1993-91	4WD	510-0107	810-0101
1990	2WD, 4 Cyl. Eng.	510-0104	--
1990	2WD, 6 Cyl. Eng.	510-0105	--
1990	4WD	510-0113	--
1989-86	2WD, 4 Cyl. Eng.	510-0104	--
1989-86	2WD, 6 Cyl. Eng.	510-0105	--
1989-86	4WD	510-0101	--
<b>NV SERIES VANS</b>			
2015-12	All	510-0114	--
<b>PATHFINDER</b>			
1995-93	All	510-0106	--
1992-91	All	510-0107	--
1990	All	510-0113	--
1989-87	2WD	510-0104	--
1989-87	4WD	510-0101	--
<b>VAN</b>			
1990-87	All	510-0110	--
<b>XTERRA</b>			
2004-01	All	510-0111	--
2000	All (Before 11/99)	510-0106	--
2000	All (From 11/99)	510-0111	--
<b>OLDSMOBILE</b>			
<b>88, DELTA 88, LSS, REGENCY &amp; CUSTOM CRUISER</b>			
1992-91	RWD	503-0132	--
1990-86	RWD	503-0106	--
1985-80	All	503-0106	--
1979-77	All	503-0103	--
1976	350 Eng. w/ A.C.	503-0110	--
1976	455 Eng. w/ A.C.	502-0104	--
1975-73	350 Eng.	503-0110	--
1975-73	400, 455 Eng. w/ A.C.	502-0104	--
1975-73	400, 455 Eng. w/o A.C.	503-0110	--
1972	350 Eng. (Exc. Police)	503-0110	--
1972	350 Eng. Police	502-0104	--
1972	400, 455 Eng. w/ A.C.	502-0104	--
1972	400, 455 Eng. w/o A.C.	503-0110	--

## Steering Gears

Years	Application	Power	Manual
<b>OLDSMOBILE (cont'd)</b>			
<b>88, DELTA 88, LSS, REGENCY &amp; CUSTOM CRUISER (Cont'd)</b>			
1971-65	All	502-0104	--
<b>98 REGENCY</b>			
1984-80	All	503-0106	--
1979-77	All	503-0103	--
1976-60	All	502-0104	--
<b>CUTLASS SUPREME, CUTLASS CRUISER, F-85 CUTLASS, VISTA CRUISER, 4-4-2</b>			
1988	RWD	503-0106	--
1987-85	5.0L Eng. Exc. VIN Code 9	503-0106	--
1987-85	5.0L Eng. VIN Code 9	503-0111	--
1987-85	All, Exc. 5.0L	503-0106	--
1984-83	All (Exc. Hurst/Olds) w/ Round (Ring-Retained) Housing Cover	503-0107	--
1984-83	All (Exc. Hurst/Olds) w/ Square (4 Bolt) Housing Cover	503-0106	--
1984-83	Hurst/Olds	503-0111	--
1982-80	All w/ Round (Ring-Retained) Housing Cover	503-0107	--
1982-80	All w/ Square (4 Bolt) Housing Cover	503-0106	--
1979-78	All w/ Round (Ring-Retained) Housing Cover	503-0102	--
1979-78	All w/ Square (4 Bolt) Housing Cover	503-0103	--
1977	All	503-0103	--
1976-64	All	503-0110	--
<b>DELMONT 88, DYNAMIC 88, JETSTAR 88 &amp; SUPER 88</b>			
1968	All	502-0104	--
1967-64	All (Exc. Jetstar 88)	502-0104	--
1967-64	Jetstar 88	503-0110	--
1963-60	All	502-0104	--
<b>OMEGA</b>			
1979-78	All w/ Round (Ring-Retained) Housing Cover	503-0102	--
1979-78	All w/ Square (4 Bolt) Housing Cover	503-0103	--
1977	All	503-0103	--
1976-73	All	503-0110	--
<b>STARFIRE &amp; JETSTAR I</b>			
1980	All w/ 25 Spline Input Shaft	503-0106	--
1980	All w/ 32 Spline Input Shaft	503-0108	--
1979-77	All w/ Round (Ring-Retained) Housing Cover	503-0102	--
1979-77	All w/ Square (4 Bolt) Housing Cover	503-0103	--
1976-75	All	503-0110	--
1966-61	All	502-0104	--
<b>TORONADO &amp; TROFEO</b>			
1985-80	All	503-0106	--
1979	All	503-0103	--
1978-77	All	502-0101	--
1976-66	All	502-0104	--
<b>OLDSMOBILE TRUCKS</b>			
<b>BRAVADA</b>			
2001-96	All	503-0139	--
1994-91	All	503-0135	--

Years	Application	Power	Manual
<b>PLYMOUTH</b>			
<b>BARRACUDA</b>			
1974-73	All	502-0106	--
1972-64	All	502-0107	--
<b>BELVEDERE, GTX, ROADRUNNER &amp; SATELLITE</b>			
1975-73	All	502-0106	--
1972-62	All	502-0107	--
<b>CARAVELLE</b>			
1982	All	502-0102	--
<b>GRAN FURY, FURY, SAVOY, SUBURBAN &amp; VIP</b>			
1989	All (Exc. Police)	502-0106	--
1989	Police	502-0102	--
1988-65	All	502-0106	--
1964-62	All	502-0107	--
<b>SAPPORO</b>			
1983-82	All	502-0131	--
<b>VOLARE, VALIANT, DUSTER &amp; SCAMP</b>			
1980-73	All	502-0106	--
1972-63	All	502-0107	--
<b>PLYMOUTH TRUCKS</b>			
<b>PB SERIES VAN</b>			
1983-76	All	502-0106	802-0101
1975-74	All	502-0106	--
<b>TRAIL DUSTER</b>			
1983-80	All	502-0114	--
1979-78	All w/ 25 Spline Input Shaft - Reverse Rotation	502-0111	--
1979-78	All w/ 25 Spline Input Shaft - Standard Rotation	502-0110	--
1979-78	All w/ 32 Spline Input Shaft - Standard Rotation	502-0113	--
1977-74	All w/ Reverse Rotation	502-0108	--
1977-74	All w/ Standard Rotation	502-0109	--
<b>VOYAGER</b>			
1983-74	All	502-0102	--
<b>PONTIAC</b>			
<b>BONNEVILLE</b>			
1986-83	All w/ Heavy Duty Suspension (F41)	503-0122	--
1986-83	All w/o Heavy Duty Suspension (F41)	503-0106	--
1982-80	All	503-0106	--
1979-77	All	503-0103	--
1976	All (Exc. Police)	503-0110	--
1975	All (Exc. Police)	503-0110	--
1975	Police	502-0104	--
1974	All	502-0104	--
1973	All w/ A.C.	502-0104	--
1973	All w/o A.C.	503-0110	--
1972-64	All	502-0104	--
<b>CATALINA</b>			
1981-80	All	503-0106	--
1979-77	All	503-0103	--
1976	All (Exc. Police)	503-0110	--
1975	All (Exc. Police)	503-0110	--
1975	Police	502-0104	--

## Steering Gears

Years	Application	Power	Manual
<b>PONTIAC (cont'd)</b>			
<b>CATALINA (Cont'd)</b>			
1974-64	All w/ A.C.	502-0104	--
1974-64	All w/o A.C.	503-0110	--
<b>EXECUTIVE, GRANDVILLE &amp; STARCHIEF</b>			
1975	All (Exc. Police)	503-0110	--
1975	Police	502-0104	--
1974-64	All	502-0104	--
<b>FIREBIRD &amp; TRANS AM</b>			
1992-89	All w/ Soft Ride Suspension (FE1)	503-0106	--
1992-89	All w/o Soft Ride Suspension (FE1)	503-0111	--
1988	All w/ Touring Suspension (FE2)	503-0111	--
1988	All w/o Touring Suspension (FE2)	503-0106	--
1987	All w/ Touring (FE2) or Heavy Duty Suspension (FE3)	503-0111	--
1987	All w/o Touring (FE2) or Heavy Duty Suspension (FE3)	503-0106	--
1986-84	All (Exc. Trans Am)	503-0106	--
1986-84	Trans Am	503-0111	--
1983-82	All (Exc. Trans Am) w/ Round (Ring-Retained) Housing Cover	503-0107	--
1983-82	All (Exc. Trans Am) w/ Square (4 Bolt) Housing Cover	503-0106	--
1983-82	Trans Am	503-0111	--
1981-80	All	503-0106	--
1979-77	All w/ 2 1/2 -3 Turns Lock to Lock	503-0105	--
1979-77	All w/ 3 - 4 Turns Lock to Lock	503-0103	--
1976-67	Formula and Trans Am w/ 2 1/2 -3 Turns Lock to Lock	503-0104	--
1976-67	Formula and Trans Am w/ 3 3/4 - 4 1/4 Turns Lock to Lock	503-0110	--
<b>GRAND AM</b>			
1980	All w/ Round (Ring-Retained) Housing Cover	503-0107	--
1980	All w/ Square (4 Bolt) Housing Cover	503-0106	--
1979-78	All w/ Round (Ring-Retained) Housing Cover	503-0102	--
1979-78	All w/ Square (4 Bolt) Housing Cover	503-0103	--
1977	All	503-0103	--
1976-73	All	503-0110	--
<b>GRAND PRIX</b>			
1987-86	All w/ Touring (FE2) or Heavy Duty Suspension (F41)	503-0111	--
1987-86	All w/o Touring (FE2) or Heavy Duty Suspension (F41)	503-0106	--
1985-82	All	503-0106	--
1981-80	All w/ Round (Ring-Retained) Housing Cover	503-0107	--
1981-80	All w/ Square (4 Bolt) Housing Cover	503-0106	--
1979-78	All w/ Round (Ring-Retained) Housing Cover	503-0102	--
1979-78	All w/ Square (4 Bolt) Housing Cover	503-0103	--
1977	All	503-0103	--
1976-70	All	503-0110	--
1969-64	All	502-0104	--
<b>GRAND SAFARI &amp; SAFARI (Full Size Wagon)</b>			
1989-87	All	503-0106	--

Years	Application	Power	Manual
<b>PONTIAC (cont'd)</b>			
<b>GRAND SAFARI &amp; SAFARI (Full Size Wagon) (Cont'd)</b>			
1981-80	All	503-0106	--
1979-77	All	503-0103	--
1976	All (Exc. Police)	503-0110	--
1975	All (Exc. Police)	503-0110	--
1975	Police	502-0104	--
1974-64	All	502-0104	--
<b>LEMANS. GTO &amp; TEMPEST (Exe. Canada)</b>			
1981-80	All w/ Round (Ring-Retained) Housing Cover	503-0107	--
1981-80	All w/ Square (4 Bolt) Housing Cover	503-0106	--
1979-78	All w/ Round (Ring-Retained) Housing Cover	503-0102	--
1979-78	All w/ Square (4 Bolt) Housing Cover	503-0103	--
1977	All	503-0103	--
1976-72	All	503-0110	--
1971-64	All (Exc. GTO)	503-0110	--
1971-64	GTO w/ 2 1/2 -3 Turns to Lock	503-0104	--
1971-64	GTO w/ 3 3/4 - 4 1/4 Turns Lock to Lock	503-0110	--
<b>PARISIENNE</b>			
1986-83	All	503-0106	--
<b>PHOENIX</b>			
1979-77	All	503-0103	--
<b>SUNBIRD, ASTRE, J2000</b>			
1980	All w/ 25 Spline Input Shaft	503-0106	--
1980	All w/ 32 Spline Input Shaft	503-0108	--
1979-77	All w/ Round (Ring-Retained) Housing Cover	503-0102	--
1979-77	All w/ Square (4 Bolt) Housing Cover	503-0103	--
1976-75	All	503-0110	--
<b>VENTURA &amp; VENTURA II</b>			
1979-77	All	503-0103	--
1976-71	All	503-0110	--
1967-64	All	502-0104	--
<b>SUZUKI TRUCKS</b>			
<b>SAMURAI</b>			
1995-86	All w/ Manual Steering	--	813-0102
<b>SIDEKICK</b>			
1998-92	All	503-0161	--
1991-89	All	513-0122	--
<b>X-90</b>			
1998-96	All	503-0161	--
<b>TOYOTA</b>			
<b>CELICA (Exc. Supra)</b>			
1981	All (From 4/81 To 7/81)	511-0112	--
<b>COROLLA</b>			
1982	All	511-0113	--
1981	All (From 4/81)	511-0113	--
<b>CORONA</b>			
1981	All (From 4/81 To 7/81)	511-0112	--

## Steering Gears

Years	Application	Power	Manual
<b>TOYOTA TRUCKS</b>			
<b>4RUNNER</b>			
1995-92	All	511-0106	--
1991-90	All	511-0104	--
1989	All (Before 3/89)	511-0102	811-0101
1989	All (From 3/89)	511-0104	811-0101
1988-86	All	511-0102	811-0101
1985-84	All	511-0103	--
<b>LAND CRUISER</b>			
1998	All (Before 1/98)	511-0111	--
1997-91	All	511-0111	--
1990	All (Before 1/90)	511-0114	--
1990	All (From 1/90)	511-0111	--
1989-85	All	511-0114	--
1980-79	Van, Soft Top & Hard Top	511-0107	--
<b>TACOMA &amp; PICKUP</b>			
1995-92	2WD Pickup w/ 6 Cyl. Eng. (Exc. SR5)	511-0110	--
1995-92	2WD Pickup w/ 6 Cyl. Eng. SR5	511-0109	--
1995-92	2WD Tacoma w/ 6 Cyl. Eng. (Exc. SR5)	511-0110	--
1995-92	2WD Tacoma w/ 6 Cyl. Eng. SR5	511-0109	--
1995-92	2WD w/ 4 Cyl. Eng.	511-0108	--
1995-92	4WD	511-0106	811-0101
1991-89	2WD w/ 4 Cyl. Eng.	511-0108	--
1991-89	2WD w/ 6 Cyl. Eng. (Exc. SR5)	511-0110	--
1991-89	2WD w/ 6 Cyl. Eng. SR5	511-0109	--
1991-89	4WD	511-0104	811-0101
1988-86	2WD 1 Ton	511-0104	--
1988-86	2WD Exc. 1 Ton	511-0101	--
1988-86	4WD	511-0102	811-0101
1985	2WD (Exc. Turbo & 1 Ton)	511-0101	--
1985	2WD 1 Ton	511-0104	--
1985	4WD	511-0103	--
1984-82	2WD	511-0101	--
1984-82	4WD	511-0103	--
1981	2WD	511-0101	--
<b>T100 PICKUP</b>			
1998-93	4WD	511-0106	--
<b>VAN</b>			
1985-84	All	511-0105	--

Years	Application	Power	Manual
-------	-------------	-------	--------

## Rack & Pinion

Years	Application	Power	Manual
<b>ACURA</b>			
<b>CL</b>			
2003-01	All (Exc. Type S)	305-0133	--
2003-01	All Type-S	305-0160	--
1999-97	4 Cyl. Eng.	305-0119	--
1999-97	6 Cyl. Eng.	305-0121	--
<b>EL (CANADA)</b>			
2005-03	All	305-0149	--
2002-01	All	305-0135	--
2000-97	All	305-0120	--
<b>INTEGRA</b>			
2001-94	All	305-0118	--
1993-90	All	305-0111	--
1989-86	All	305-0105	--
<b>LEGEND</b>			
1995-91	All	305-0114	--
1990-89	All	305-0110	--
1988-86	All	305-0107	--
<b>NSX</b>			
2005-97	All	305-0185	--
1996-91	All	305-0138	205-0111
<b>RL</b>			
2012-09	All	305-0188	--
2008-07	All	305-0175	--
2006-05	All, Supplied w/ EVO Component	305-0164P	--
2006-05	All, Supplied w/o EVO Component	305-0164	--
2004-96	All	305-0122	--
<b>RSX</b>			
2006-05	All (Exc. Type S)	305-0139	--
2006-05	All Type-S	305-0178	--
2004-02	All (Exc. Type S)	305-0139	--
2004-02	All Type-S	305-0140	--
<b>TL</b>			
2009	All (Electronic Steering)	205-0111E	--
2008-04	All	305-0147	--
2003-02	All (Exc. Type S)	305-0146	--
2003-02	All Type-S	305-0160	--
2001-99	All	305-0146	--
1998-96	2.5L Eng	305-0124	--
1998-96	3.2L Eng	305-0122	--
1995	All	305-0124	--
<b>TSX</b>			
2010-09	All (Electronic Steering)	205-0112E	--
2008-04	All	305-0158	--
<b>VIGOR</b>			
1994-92	All	305-0117	--
<b>ACURA TRUCKS</b>			
<b>MDX</b>			
2013-07	All	305-0168	--
2006-03	All	305-0159	--
2002-01	All	305-0137	--
<b>RDX</b>			
2012-10	All	305-0182	--
2009-07	All	305-0182	--

Years	Application	Power	Manual
<b>ACURA TRUCKS (cont'd)</b>			
<b>ZDX</b>			
2014-13	All w/ Advance Package	TBA	--
2014-13	All w/o Advance Package	305-0191	--
2012-11	All w/ Advance Package	305-0189	--
2012-11	All w/o Advance Package	305-0191	--
2010	All	305-0189	--
<b>ALFA ROMEO</b>			
<b>164</b>			
1992-91	All (To VIN 6028311)	313-0182	--
<b>MILANO</b>			
1990-84	All w/ M.T.	313-0117	--
<b>QUADRIFOGLIO</b>			
1992-86	All	313-0181	--
<b>AMERICAN MOTORS</b>			
<b>PACER</b>			
1977	All Hydraulic Power Steering w/ 13/16" Input Shaft	104-0101	--
1976-75	All	104-0101	--
<b>AUDI</b>			
<b>80 SERIES</b>			
1992	All (Exc. Quattro w/ A.T.)	312-0127	--
1992	Quattro	312-0124	--
1991	All (Exc. Quattro) w/ A.T. (From Chassis # 054850)	312-0127	--
1991	Quattro	312-0124	--
1990	All (Exc. Quattro)	312-0130	--
1990	Quattro	312-0124	--
1989	All (Exc. Quattro) w/ M.T.	312-0130	--
1989	Quattro	312-0124	--
1988	All (Exc. Quattro) w/ A.T.	312-0130	--
1988	Quattro	312-0124	--
<b>90 SERIES</b>			
1995	All	312-0128	--
1994	All	312-0127	--
1993	All (Exc. Quattro)	312-0127	--
1993	All Quattro w/ Variable Ratio Steering (Servotronic) (From Chassis #8CP001001)	312-0127	--
1993	All Quattro w/ Variable Ratio Steering (Servotronic) (To Chassis #8CP001000)	312-0139	--
1993	All Quattro w/o Variable Ratio Steering (Servotronic)	312-0127	--
1991	All (Exc. Quattro) w/ A.T. (From Chassis # 054850)	312-0127	--
1991	All (Exc. Quattro) w/ M.T.	312-0124	--
1991	All Quattro	312-0124	--
1990-88	All (Exc. Quattro) w/ M.T.	312-0124	--
1990-88	All Quattro	312-0124	--
<b>100 SERIES</b>			
1994-92	All w/ Variable Ratio Steering	312-0126	--
1994-92	All w/o Variable Ratio Steering	312-0135	--
1991-89	All	312-0125	--



## Rack & Pinion

Years	Application	Power	Manual
<b>AUDI (cont'd)</b>			
<b>200 SERIES</b>			
1991-89	All	312-0125	--
<b>4000 SERIES</b>			
1987-84	All (Hydraulic)	312-0124	--
1987-84	All 1.8L Eng. (Exc. Hydraulic)	--	212-0106
1983-82	All (Exc. Hydraulic) w/ A.T.	--	212-0106
1983-82	All (Exc. Hydraulic) w/ M.T.	--	212-0107
1983-82	All (Hydraulic)	312-0124	--
1981-80	All (Hydraulic)	312-0124	--
<b>5000 SERIES</b>			
1988-84	All	312-0125	--
1983-78	All	312-0123	--
<b>A4 SERIES</b>			
2012-09	All, Supplied w/ EVO Component	312-0160P	--
2012-09	All, Supplied w/o EVO Component	312-0160	--
2008-07	All, Supplied w/ EVO Component	312-0141P	--
2008-07	All, Supplied w/o EVO Component	312-0141	--
2006	1.8L Eng. (Exc. Quattro) w/ Non-Variable Ratio Steering	312-0147	--
2006	1.8L Eng. (Exc. Quattro) w/ Variable Ratio Steering (Servotronic), Supplied w/o EVO Component	312-0141	--
2006	1.8L Eng. (Exc. Quattro) w/ Variable Ratio Steering (Servotronic), Supplied w/ EVO Component	312-0141P	--
2006	3.0L Eng. Quattro w/ Non-Variable Ratio Steering	312-0147	--
2006	All (Exc. 1.8L Eng.)	312-0159	--
2006	All Quattro w/ Variable Ratio Steering (Servotronic), Supplied w/o EVO Component	312-0141	--
2006	All Quattro w/ Variable Ratio Steering (Servotronic), Supplied w/ EVO Component	312-0141P	--
2005	All	312-0147	--
2004	All (Exc. Cabriolet)	312-0147	--
2004	All, Cabriolet, 4 Cyl. Eng.	312-0153	--
2004	All, Cabriolet, 6 Cyl. Eng.	312-0155	--
2003-02	All	312-0147	--
2001-00	All	312-0133	--
1999	4 Cyl. Eng. (Exc. Quattro) (ZF Gear)	312-0145	--
1999	4 Cyl. Eng. (Quattro) (Koyo Design)	312-0133	--
1999	6 Cyl. Eng. (Exc. Quattro)	312-0112	--
1999	6 Cyl. Eng. (Quattro) (From Chassis #8D-X-200000 to 8D-X-302333)	312-0157	--
1999	6 Cyl. Eng. (Quattro) (Koyo Design) (From Chassis #8D-X-302334)	312-0133	--
1999	6 Cyl. Eng. (Quattro) (To Chassis #8D-X-199999)	312-0112	--
1998	4 Cyl. Eng. (Exc. Quattro) (From Chassis #8D-W-007800) (Koyo Design)	312-0133	--
1998	4 Cyl. Eng. (Exc. Quattro) (ZF Gear) (From Chassis #8D-W-007800)	312-0145	--
1998	4 Cyl. Eng. (Exc. Quattro) (ZF Gear) (To Chassis #8D-W-007799)	312-0112	--
1998	4 Cyl. Eng. (Quattro) (Koyo Design)	312-0133	--
1998	4 Cyl. Eng. (Quattro) (ZF Gear)	312-0145	--

Years	Application	Power	Manual
<b>AUDI (cont'd)</b>			
<b>A4 SERIES (Cont'd)</b>			
1998	6 Cyl. Eng.	312-0112	--
1997-96	All	312-0112	--
<b>A5</b>			
2012-08	All, Supplied w/ EVO Component	312-0160P	--
2012-08	All, Supplied w/o EVO Component	312-0160	--
<b>A6 SERIES</b>			
2011-05	All (Exc. Quattro)	312-0163	--
2011-05	All Quattro (6 Cyl. Eng.)	312-0163	--
2011-05	All Quattro (8 Cyl. Eng.)	312-0161	--
2004-03	All (Exc. Quattro) w/ Non-Variable Ratio Steering	312-0173	--
2004-03	All (Exc. Quattro) w/ Variable Ratio Steering (Servotronic)	312-0171	--
2004-03	All Quattro (6 Cyl. Eng.) w/ Non-Variable Ratio Steering	312-0173	--
2004-03	All Quattro (6 Cyl. Eng.) w/ Variable Ratio Steering (Servotronic)	312-0171	--
2004-03	All Quattro (8 Cyl. Eng.)	312-0169	--
2002	All w/ Non-Variable Ratio Steering	312-0173	--
2002	All w/ Variable Ratio Steering (Servotronic)	312-0171	--
2001-99	All (Exc. Quattro)	312-0121	--
2001-99	All Quattro w/ Non-Variable Ratio Steering	312-0173	--
2001-99	All Quattro w/ Variable Ratio Steering (Servotronic)	312-0121	--
1998	All w/ New Body Style	312-0121	--
1998	All w/ Old Body Style w/ Non-Variable Ratio Steering	312-0175	--
1998	All w/ Old Body Style w/ Variable Ratio Steering (Servotronic)	312-0126	--
1997-95	All w/ Non-Variable Ratio Steering	312-0175	--
1997-95	All w/ Variable Ratio Steering (Servotronic)	312-0126	--
<b>A8, A8 QUATTRO</b>			
2014-13	All 6.3L Eng., w/ Dynamic Steering	312-0200	--
2014-13	All 6.3L Eng., w/o Dynamic Steering	312-0199	--
2012-11	w/ Dynamic Steering	312-0200	--
2012-11	w/o Dynamic Steering	312-0199	--
2010	All	312-0144	--
2009	All (Exc. 12 Cyl. Eng.), Supplied w/ EVO Component	312-0181P	--
2009	All (Exc. 12 Cyl. Eng.), Supplied w/o EVO Component	312-0181	--
2009	All 12 Cyl. Eng.	312-0144	--
2008-04	All, Supplied w/ EVO Component	312-0181P	--
2008-04	All, Supplied w/o EVO Component	312-0181	--
2003-00	All	312-0122	--
1999-97	All	312-0179	--
<b>ALLROAD QUATTRO</b>			
2005	All	312-0167	--
2004	All	312-0171	--
2003	All (From Chassis # 4b-1-2000001)	312-0171	--
2003	All (To Chassis # 4b-1-200000)	312-0121	--
2002-01	All	312-0121	--

## Rack & Pinion

Years	Application	Power	Manual
<b>AUDI (cont'd)</b>			
<b>CABRIOLET</b>			
1998	All w/ Sport Steering	312-0128	--
1998	All w/o Sport Steering	312-0127	--
1997-95	All	312-0128	--
1994	All w/ Sport Steering	312-0128	--
1994	All w/o Sport Steering	312-0127	--
<b>COUPE, COUPE QUATTRO</b>			
1991-90	Coupe Quattro	312-0124	--
1987-81	Coupe	312-0124	--
<b>QUATTRO</b>			
1985-83	All	312-0124	--
<b>R8</b>			
2012-11	All	312-0183	--
2010	All (Before 11/16/09)	312-0136	--
2010	All (From 11/16/09)	312-0183	--
2009-08	All	312-0136	--
<b>RS4</b>			
2008-07	All	312-0138	--
<b>RS6</b>			
2004-03	All	312-0140	--
<b>S4</b>			
2012-09	All, Supplied w/ EVO Component	312-0160P	--
2012-09	All, Supplied w/o EVO Component	312-0160	--
2008-06	All	312-0138	--
2005-04	All	312-0142	--
2002-00	All	312-0133	--
1994-92	All w/ Variable Ratio Steering (Servotronic)	312-0126	--
1994-92	All w/o Variable Ratio Steering	312-0135	--
<b>S5</b>			
2012-08	All, Supplied w/ EVO Component	312-0160P	--
2012-08	All, Supplied w/o EVO Component	312-0160	--
<b>S6</b>			
2011-08	All	312-0161	--
2003-02	All	312-0169	--
1996-95	All w/ Variable Ratio Steering (Servotronic)	312-0126	--
1996-95	All w/o Variable Ratio Steering	312-0175	--
<b>S8</b>			
2014-13	All w/ Dynamic Steering	312-0200	--
2014-13	All w/o Dynamic Steering	312-0199	--
2009-08	All	312-0144	--
2007	All (From Chassis # 4E-7-010 001)	312-0144	--
2007	All (To Chassis # 4E-7-010 001)	312-0213	--
2003-01	All	312-0122	--
<b>TT, TT QUATTRO</b>			
2015-12	All	312-0202	--
2011	All (Before 01/10/11)	312-0188	--
2011	All (From 01/10/11)	312-0202	--
2010	All	312-0188	--
2009	All (From Chassis #8-J-9-021 901)	312-0214	--
2009	All (To Chassis #8-J-9-021 900)	312-0150	--
2008	All	312-0215	--
2006	4 Cyl. Eng. Quattro	312-0120	--
2006	6 Cyl. Eng. Quattro	312-0146	--

Years	Application	Power	Manual
<b>AUDI (cont'd)</b>			
<b>TT, TT QUATTRO (Cont'd)</b>			
2006	All (Exc. Quattro)	312-0120	--
2005-04	All (Exc. Quattro)	312-0120	--
2005-04	All Quattro, 4 Cyl. Eng.	312-0120	--
2005-04	All Quattro, 6 Cyl. Eng. (From Chassis #8N-5-005501)	312-0146	--
2005-04	All Quattro, 6 Cyl. Eng. (To Chassis #8N-5-005500)	312-0148	--
2003-00	All	312-0120	--
<b>V8 QUATTRO</b>			
1994-91	All w/ Variable Ratio Steering (Servotronic)	312-0126	--
1994-91	All w/o Variable Ratio Steering	312-0135	--
1990	All w/ Variable Ratio Steering (Servotronic)	312-0129	--
1990	All w/o Variable Ratio Steering	312-0135	--
<b>AUDI TRUCKS</b>			
<b>Q5</b>			
2012-11	w/ Dynamic Steering	312-0196	--
2012-11	w/o Dynamic Steering	312-0197	--
2010-09	w/ Servotronic Steering	312-0197	--
2010-09	w/o Servotronic Steering, w/ Dynamic Steering	312-0196	--
2010-09	w/o Servotronic Steering, w/o Dynamic Steering	312-0198	--
<b>Q7</b>			
2015-11	All	312-0201	--
2010	All Diesel Eng.	312-0185	--
2010	All Gas Eng.	312-0154	--
2009-07	All	312-0154	--
<b>BMW</b>			
<b>1 SERIES M</b>			
2011	All	306-0143	--
<b>128i</b>			
2014-08	All w/ Active Steering	306-0126	--
2014-08	All w/o Active Steering	306-0125	--
<b>135i</b>			
2013-08	All w/ Active Steering	306-0126	--
2013-08	All w/o Active Steering	306-0125	--
<b>135is</b>			
2013	All w/ Active Steering	306-0126	--
2013	All w/o Active Steering	306-0125	--
<b>318i</b>			
1998-91	All	306-0103	--
1985-83	All	306-0101	--
1985-83	All (Short Rack)	306-0124	--
<b>318iC</b>			
1997-94	All	306-0103	--
1993-91	All	306-0102	--
<b>318iS</b>			
1997-92	All	306-0103	--
1991-90	All	306-0102	--

## Rack & Pinion

Years	Application	Power	Manual
<b>BMW (cont'd)</b>			
<b>318ti</b>			
1999-95	All	306-0103	--
<b>320i</b>			
1983-77	Manual Steering	--	206-0101
<b>323Ci</b>			
2000	All	306-0110	--
<b>323i</b>			
2000-99	All	306-0110	--
1998	All	306-0103	--
<b>323iC</b>			
1999-98	All	306-0103	--
<b>323iS</b>			
1999-98	All	306-0103	--
<b>325</b>			
1988-87	All (Exc. ZF Gear)	306-0102	--
1988-87	All (ZF Gear)	306-0122	--
<b>325Ci</b>			
2006-01	All	306-0110	--
<b>325e</b>			
1988	All (Short Rack)	306-0124	--
1988	All w/ Air Bags	306-0102	--
1987	All (Before 11/86)	306-0101	--
1987	All (From 11/86) w/ Air Bags	306-0102	--
1987	All (Short Rack)	306-0124	--
1986-84	All	306-0101	--
1986-84	All (Short Rack)	306-0124	--
<b>325es</b>			
1987-86	All (Exc. ZF Gear)	306-0102	--
1987-86	All (ZF Gear)	306-0122	--
<b>325i</b>			
2006	All w/ Rear Active Steering	306-0128	--
2006	All w/o Rear Active Steering	306-0125	--
2005-01	All	306-0110	--
1995-92	All	306-0103	--
1991-87	All	306-0102	--
<b>325iC</b>			
1995-94	All	306-0103	--
1993-87	All	306-0102	--
<b>325iS</b>			
1995-92	All	306-0103	--
1991-87	All	306-0102	--
<b>325iX</b>			
1991-87	All	306-0104	--
<b>325Xi</b>			
2006	All	306-0130	--
2005-01	All	306-0116	--
<b>328Ci</b>			
2000	All	306-0110	--
<b>328i (Includes xDrive)</b>			
2013-10	All (Exc. xDrive) w/ Active Steering	306-0126	--
2013-10	All (Exc. xDrive) w/o Active Steering	306-0125	--
2013-10	All xDrive	306-0130	--
2009	All (Exc. xDrive) w/ Active Steering	306-0126	--
2009	All (Exc. xDrive) w/o Active Steering	306-0125	--

Years	Application	Power	Manual
<b>BMW (cont'd)</b>			
<b>328i (Includes xDrive) (Cont'd)</b>			
2009	All xDrive	306-0130	--
2008	All w/ Active Steering	306-0126	--
2008	All w/o Active Steering	306-0125	--
2007	All w/o Active Steering	306-0125	--
2000-99	All	306-0110	--
1998-96	All	306-0103	--
<b>328iC</b>			
1999-96	All	306-0103	--
<b>328iS</b>			
1999-96	All	306-0103	--
<b>328Xi</b>			
2008-07	All	306-0130	--
<b>330Ci, 330i</b>			
2006	All (330Ci)	306-0110	--
2006	All (330i) w/ Rear Active Steering	306-0128	--
2006	All (330i) w/o Rear Active Steering	306-0110	--
2005-01	All	306-0110	--
<b>330Xi</b>			
2006	All	306-0130	--
2005-01	All	306-0116	--
<b>335d</b>			
2011-09	All	306-0125	--
<b>335i (Includes xDrive)</b>			
2012-09	All (Exc. xDrive) w/ Active Steering	306-0126	--
2012-09	All (Exc. xDrive) w/o Active Steering	306-0125	--
2012-09	All xDrive	306-0130	--
2008	All w/ Rear Active Steering	306-0126	--
2008	All w/o Rear Active Steering	306-0125	--
2007	All w/o Rear Active Steering	306-0125	--
<b>335iS</b>			
2013-12	All (Exc. AWD) w/ Active Steering	306-0126	--
2013-12	All (Exc. AWD) w/o Active Steering	306-0125	--
2011	All (AWD)	306-0130	--
2011	All (Exc. AWD) w/ Active Steering	306-0126	--
2011	All (Exc. AWD) w/o Active Steering	306-0125	--
<b>335Xi</b>			
2008	All	306-0130	--
2007	All	306-0130	--
<b>525i</b>			
2007-06	All w/ Rear Active Steering	306-0132	--
2007-06	All w/o Rear Active Steering	306-0133	--
2005	All w/ Rear Active Steering	306-0134	--
2005	All w/o Rear Active Steering	306-0133	--
2004	All w/ Rear Active Steering	306-0134	--
2004	All w/o Active Steering and w/Servotronic Steering	306-0136	--
2004	All w/o Active Steering and w/o Servotronic Steering	306-0135	--
2003	All	306-0119	--
2002-01	All w/ Servotronic Steering	306-0118	--
2002-01	All w/o Servotronic Steering	306-0119	--
<b>525Xi</b>			
2007	All	306-0137	--
2006	All w/ Rear Active Steering	306-0132	--

## Rack & Pinion

Years	Application	Power	Manual
<b>BMW (cont'd)</b>			
<b>525Xi (Cont'd)</b>			
2006	All w/o Rear Active Steering	306-0133	--
<b>528i</b>			
2010-09	All w/ Active Steering	306-0168	--
2010-09	All w/o Active Steering	306-0133	--
2008	All	306-0133	--
2000-98	All	306-0119	--
1997	All w/o Servotronic Steering	306-0105	--
<b>528i xDrive</b>			
2013-12	All	306-0171	--
2010-09	All, Supplied w/ EVO Component	306-0138P	--
2010-09	All, Supplied w/o EVO Component	306-0138	--
<b>528iT</b>			
2000-99	All	306-0119	--
<b>528Xi</b>			
2008	All AWD, Supplied w/ EVO Component	306-0138P	--
2008	All AWD, Supplied w/o EVO Component	306-0138	--
<b>530i</b>			
2007	All w/ Rear Active Steering	306-0132	--
2007	All w/o Active Steering and w/ Servotronic Steering	306-0133	--
2006	All w/ Rear Active Steering	306-0132	--
2006	All w/o Active Steering and w/ Servotronic Steering	306-0133	--
2006	All w/o Active Steering and w/o Servotronic Steering	306-0139	--
2005	All w/ Rear Active Steering	306-0134	--
2005	All w/o Active Steering and w/ Servotronic Steering	306-0133	--
2004	All w/ Rear Active Steering	306-0134	--
2004	All w/o Active Steering and w/Servotronic Steering	306-0136	--
2004	All w/o Active Steering and w/o Servotronic Steering	306-0135	--
2003	All	306-0119	--
2002-01	w/ Servotronic Steering	306-0118	--
2002-01	w/o Servotronic Steering	306-0119	--
<b>530Xi</b>			
2007	All	306-0137	--
2006	All w/ Rear Active Steering	306-0132	--
2006	All w/o Active Steering and w/Servotronic Steering	306-0133	--
2006	All w/o Active Steering and w/o Servotronic Steering	306-0139	--
<b>535d (Includes xDrive)</b>			
2014	All xDrive	306-0164	--
<b>535i, 535xi, 535i GT (Includes xDrive)</b>			
2013-11	All (Exc. xDrive) (535i GT) w/ Active Steering	306-0166	--
2013-11	All (Exc. xDrive) (535i GT) w/o Active Steering	306-0165	--
2013-11	All (Exc. xDrive) (Exc. 535i GT) w/ Active Steering	306-0170	--
2013-11	All (Exc. xDrive) (Exc. 535i GT) w/o Active Steering	TBA	--
2013-11	All xDrive	306-0164	--

Years	Application	Power	Manual
<b>BMW (cont'd)</b>			
<b>535i, 535xi, 535i GT (Includes xDrive) (Cont'd)</b>			
2010	All (Exc. xDrive) (535i GT) w/ Active Steering	306-0166	--
2010	All (Exc. xDrive) (535i GT) w/o Active Steering	306-0165	--
2010	All (Exc. xDrive) (Exc. 535i GT) w/ Active Steering	306-0168	--
2010	All (Exc. xDrive) (Exc. 535i GT) w/o Active Steering	306-0133	--
2010	All xDrive, Supplied w/ EVO Component	306-0138P	--
2010	All xDrive, Supplied w/o EVO Component	306-0138	--
2009-08	All (Exc. AWD) w/ Active Steering	306-0168	--
2009-08	All (Exc. AWD) w/o Active Steering	306-0133	--
2009-08	All AWD, Supplied w/ EVO Component	306-0138P	--
2009-08	All AWD, Supplied w/o EVO Component	306-0138	--
<b>545i</b>			
2005	All w/ Active Steering	306-0134	--
2005	All w/o Active Steering	306-0133	--
2004	All w/ Active Steering	306-0134	--
2004	All w/o Active Steering and w/ Servotronic Steering	306-0136	--
2004	All w/o Active Steering and w/o Servotronic Steering	306-0135	--
<b>550i, 550i GT (Includes xDrive)</b>			
2013-11	All (Exc. xDrive) (550i GT) w/ Active Steering	306-0166	--
2013-11	All (Exc. xDrive) (550i GT) w/o Active Steering	306-0165	--
2013-11	All (Exc. xDrive) (Exc. 550i GT) w/ Active Steering	306-0170	--
2013-11	All xDrive	306-0164	--
2010	All (Exc. 550i GT) w/ Active Steering	306-0168	--
2010	All (Exc. 550i GT) w/o Active Steering	306-0133	--
2010	All 550i GT w/ Active Steering	306-0166	--
2010	All 550i GT w/o Active Steering	306-0165	--
2009-08	All w/ Active Steering	306-0168	--
2009-08	All w/o Active Steering	306-0133	--
2007	All w/ Active Steering	306-0132	--
2007	All w/o Active Steering	306-0133	--
2006	All w/ Active Steering	306-0132	--
2006	All w/o Active Steering and w/ Servotronic Steering	306-0133	--
2006	All w/o Active Steering and w/o Servotronic Steering	306-0139	--
<b>640i, 640i Gran Coupe (Includes xDrive)</b>			
2014	All xDrive	306-0164	--
2013	All w/ Active Steering	306-0170	--
2013	All w/o Active Steering	TBA	--
<b>645Ci</b>			
2005	All w/ Rear Active Steering	306-0134	--
2005	All w/o Rear Active Steering	306-0133	--
2004	All w/ Rear Active Steering	306-0134	--
2004	All w/o Rear Active Steering (Before 6/04)	306-0133	--
2004	All w/o Rear Active Steering (From 6/04)	306-0141	--
<b>650i, 650i Gran Coupe (Includes xDrive)</b>			
2014-13	All xDrive	306-0164	--

## Rack & Pinion

Years	Application	Power	Manual
<b>BMW (cont'd)</b>			
<b>650i, 650i Gran Coupe (Includes xDrive) (Cont'd)</b>			
2012	All (Exc. xDrive) w/ Active Steering	306-0170	--
2012	All w/ Active Steering	306-0170	--
2012	All xDrive	306-0164	--
2010-08	All w/ Rear Active Steering	306-0168	--
2010-08	All w/o Rear Active Steering	306-0133	--
2007	All w/ Rear Active Steering	306-0132	--
2007	All w/o Rear Active Steering	306-0133	--
2006	All w/ Rear Active Steering	306-0132	--
2006	All w/o Active Steering and w/ Servotronic Steering	306-0133	--
2006	All w/o Active Steering and w/o Servotronic Steering	306-0139	--
<b>740i (Includes xDrive)</b>			
2014-13	All xDrive	306-0164	--
2012-11	All w/ Active Steering	306-0166	--
2012-11	All w/o Active Steering	306-0165	--
<b>740Li (Includes xDrive)</b>			
2014-13	All xDrive	306-0164	--
2012-11	All w/ Active Steering	306-0166	--
2012-11	All w/o Active Steering	306-0165	--
<b>745i</b>			
2005-02	All, Supplied w/ EVO Component	306-0142P	--
2005-02	All, Supplied w/o EVO Component	306-0142	--
<b>745Li</b>			
2005-02	All, Supplied w/ EVO Component	306-0142P	--
2005-02	All, Supplied w/o EVO Component	306-0142	--
<b>750i (Includes xDrive)</b>			
2012	All (Exc. Hybrid) Exc. xDrive w/ Active Steering	306-0166	--
2012	All (Exc. Hybrid) Exc. xDrive w/o Active Steering	306-0165	--
2012	All (Exc. xDrive) Electric/Gas Eng.	306-0164	--
2012	All xDrive	306-0164	--
2011-10	All (Exc. xDrive) w/ Active Steering	306-0166	--
2011-10	All (Exc. xDrive) w/o Active Steering	306-0165	--
2011-10	All xDrive	306-0164	--
2009	All	306-0163	--
2008-06	All, Supplied w/ EVO Component	306-0142P	--
2008-06	All, Supplied w/o EVO Component	306-0142	--
<b>750Li (Includes xDrive)</b>			
2012	All (Exc. xDrive) Electric/Gas Eng.	306-0164	--
2012	All xDrive	306-0164	--
2011-10	All (Exc. xDrive) w/ Active Steering	306-0166	--
2011-10	All (Exc. xDrive) w/o Active Steering	306-0165	--
2011-10	All xDrive	306-0164	--
2009	All (Exc. xDrive)	306-0163	--
2008-06	All, Supplied w/ EVO Component	306-0142P	--
2008-06	All, Supplied w/o EVO Component	306-0142	--
<b>760i</b>			
2006-03	All, Supplied w/ EVO Component	306-0142P	--
2006-03	All, Supplied w/o EVO Component	306-0142	--
<b>760Li</b>			
2012-10	All w/ Active Steering	306-0166	--
2012-10	All w/o Active Steering	306-0165	--

Years	Application	Power	Manual
<b>BMW (cont'd)</b>			
<b>760Li (Cont'd)</b>			
2008-03	All, Supplied w/ EVO Component	306-0142P	--
2008-03	All, Supplied w/o EVO Component	306-0142	--
<b>ALPINA B7, B7L (Includes xDrive)</b>			
2012-11	All (Exc. xDrive) w/ Active Steering	306-0166	--
2012-11	All (Exc. xDrive) w/o Active Steering	306-0165	--
2012-11	All xDrive	306-0164	--
2008-07	All, Supplied w/ EVO Component	306-0142P	--
2008-07	All, Supplied w/o EVO Component	306-0142	--
<b>M3</b>			
2013-08	All	306-0143	--
2006-05	All w/ Competition Package	306-0145	--
2006-05	All w/o Competition Package	306-0144	--
2004-01	All	306-0144	--
1999-95	All	306-0103	--
1991-88	All	306-0108	--
<b>M5</b>			
2010-08	All	306-0146	--
2007	All	306-0147	--
2006	All	306-0148	--
<b>M6</b>			
2010-08	All	306-0146	--
2007	All	306-0147	--
2006	All	306-0148	--
<b>Z3</b>			
2002-98	3.2L Eng.	306-0103	--
2002-98	All (Exc. 3.2L Eng)	306-0106	--
1997-96	All	306-0106	--
<b>Z4</b>			
2014-09	All (Electronic Steering)	206-0103	--
2008-07	3.0L Eng. w/ Electronic Power Steering	206-0102	--
2008-07	3.2L Eng. M Coupe w/ Hydraulic Power Steering	306-0149	--
2008-07	3.2L Eng. M Roadster w/ Hydraulic Power Steering	306-0150	--
2006	3.0L Eng. w/ Electronic Power Steering	206-0102	--
2006	3.2L Eng.	306-0150	--
2005-03	All w/ Electronic Power Steering	206-0102	--
<b>Z8</b>			
2003-00	All	306-0109	--
<b>BMW TRUCKS</b>			
<b>X1</b>			
2014-12	All xDrive	306-0164	--
<b>X3</b>			
2010-04	All w/ Variable Ratio Steering (Servotronic), Supplied w/o EVO Component	306-0154	--
2010-04	All w/ Variable Ratio Steering (Servotronic), Supplied w/ EVO Component	306-0154P	--
2010-04	All w/o Variable Ratio Steering	306-0151	--
<b>X5</b>			
2013-12	All (Exc. M Series) w/ Active Steering, 6 Cyl. Eng.	306-0162	--

## Rack & Pinion

Years	Application	Power	Manual
<b>BMW TRUCKS (cont'd)</b>			
<b>X5 (Cont'd)</b>			
2013-12	All (Exc. M Series) w/ Active Steering, 8 Cyl. Eng.	306-0169	--
2013-12	All (Exc. M Series) w/o Active Steering	306-0156	--
2013-12	All (M Series)	306-0167	--
2011	All (Exc. M Series) w/ Active Steering	306-0162	--
2011	All (Exc. M Series) w/o Active Steering	306-0156	--
2011	All (M Series)	306-0167	--
2010	All (Exc. M Series) w/ Active Steering	306-0155	--
2010	All (Exc. M Series) w/o Active Steering	306-0156	--
2010	All (M Series)	306-0167	--
2009-08	All w/ Active Steering	306-0155	--
2009-08	All w/o Active Steering	306-0156	--
2007	All w/ Active Steering	306-0157	--
2007	All w/o Active Steering	306-0156	--
2006-00	All w/o Variable Ratio Steering	306-0113	--
2006-00	w/ Variable Ratio Steering (Servotronic)	306-0112	--
<b>X6</b>			
2014-12	All (Exc. M Series) w/ Active Steering, 6 Cyl. Eng.	306-0162	--
2014-12	All (Exc. M Series) w/ Active Steering, 8 Cyl. Eng.	306-0169	--
2014-12	All (Exc. M Series) w/o Active Steering	306-0156	--
2014-12	All (M Series)	306-0167	--
2011-10	All (Exc. M Series) w/ Active Steering, 6 Cyl. Eng.	306-0162	--
2011-10	All (Exc. M Series) w/ Active Steering, 8 Cyl. Eng.	306-0155	--
2011-10	All (Exc. M Series) w/o Active Steering	306-0156	--
2011-10	All (M Series)	306-0167	--
2009-08	All w/ Active Steering	306-0162	--
2009-08	All w/o Active Steering	306-0156	--
<b>BUICK</b>			
<b>ALLURE (CANADA)</b>			
2010	All 3.0L Eng.	103-0288	--
2010	All 3.6L Eng. w/Non-Variable Effort Steering (N40) and w/Sport Suspension	103-0293	--
2010	All 3.6L Eng. w/Variable Effort Steering (NV7) and w/o Sport Suspension	103-0286	--
2010	All 3.6L Eng. w/Variable Effort Steering (NV7) and w/Sport Suspension	103-0286	--
2009	3.8L Eng.	103-0170	--
2009	5.3L Eng.	103-0249	--
2008	3.6L Eng.	103-0157	--
2008	3.8L Eng.	103-0170	--
2008	5.3L Eng.	103-0249	--
2007-05	3.6L Eng.	103-0157	--
2007-05	3.8L Eng.	103-0170	--
<b>CENTURY</b>			
2005-03	All	103-0170	--
2002-98	Custom	103-0161	--
2002-98	Limited	103-0156	--
1997	All w/ Variable Effort Steering (NV7)	103-0156	--
1997	All w/o Variable Effort Steering (N40)	103-0161	--
1996-94	All	103-0133	--

Years	Application	Power	Manual
<b>BUICK (cont'd)</b>			
<b>CENTURY (Cont'd)</b>			
1993-88	All	103-0102	--
1987-86	All w/ Sport Suspension (FE3)	103-0110	--
1987-86	All w/o Sport Suspension (FE3)	103-0102	--
1985-82	All	103-0102	--
<b>LACROSSE</b>			
2012	All (Exc. CXS) w/ Non-Variable Effort Steering (N40), w/ Hydraulic Steering	103-0298	--
2012	All (Exc. CXS) w/ Variable Effort Steering (NV7), w/ Hydraulic Steering	103-0299	--
2012	All CXS	103-0296	--
2011	All (Exc. CXS) w/ Non-Variable Effort Steering (N40), w/ Hydraulic Steering	103-0293	--
2011	All (Exc. CXS) w/ Variable Effort Steering (NV7), w/ Hydraulic Steering	103-0299	--
2011	All CXS	103-0296	--
2010	All 2.4L Eng.	103-0293	--
2010	All 3.0L Eng.	103-0288	--
2010	All 3.6L Eng. w/Non-Variable Effort Steering (N40) and w/Sport Suspension	103-0293	--
2010	All 3.6L Eng. w/Variable Effort Steering (NV7) and w/o Sport Suspension	103-0286	--
2010	All 3.6L Eng. w/Variable Effort Steering (NV7) and w/Sport Suspension	103-0286	--
2009	3.8L Eng.	103-0170	--
2009	5.3L Eng.	103-0249	--
2008	3.6L Eng.	103-0157	--
2008	3.8L Eng.	103-0170	--
2008	5.3L Eng.	103-0249	--
2007-05	3.6L Eng.	103-0157	--
2007-05	3.8L Eng.	103-0170	--
<b>LESABRE (FWD)</b>			
2005-01	All	103-0195	--
2000	All (w/ Variable Speed Steering)	103-0163	--
2000	All (w/o Variable Speed Steering)	103-0164	--
1999	All (w/ Magnasteer (w/ NV8))	103-0183	--
1999	All (w/o Magnasteer (w/o NV8))	103-0182	--
1998-96	All (w/ Magnasteer (w/ NV8))	103-0142	--
1998-96	All (w/o Magnasteer (w/o NV8))	103-0182	--
1995-86	All (w/ Ride & Handling Suspension, 3.0 Turns)	103-0106	--
1995-86	All (w/ Soft Ride Suspension, 3.2 Turns)	103-0107	--
<b>LUCERNE</b>			
2011-09	3.9L Eng.	103-0237	--
2011-09	4.6L Eng.	103-0238	--
2008-06	3.8L Eng.	103-0237	--
2008-06	4.6L Eng. w/ 17" Wheels	103-0238	--
2008-06	4.6L Eng. w/ 18" Wheels	103-0247	--
<b>PARK AVENUE, PARK AVENUE ULTRA, ELECTRA</b>			
2005-03	Park Avenue (Exc. Ultra) w/ Magnetic Speed Variable Assist Steering (NV8)	103-0236	--
2005-03	Park Avenue (Exc. Ultra) w/o Magnetic Speed Variable Assist Steering	103-0195	--
2005-03	Park Avenue Ultra	103-0236	--
2002-01	Park Avenue (Exc. Ultra) w/o Magnetic Speed Variable Assist Steering	103-0195	--

## Rack & Pinion

Years	Application	Power	Manual
<b>BUICK (cont'd)</b>			
<b>PARK AVENUE, PARK AVENUE ULTRA, ELECTRA (Cont'd)</b>			
2002-01	Park Avenue Ultra or w/ Magnetic Speed Variable Assist Steering	103-0204	--
2000-99	Park Avenue (Exc. Ultra) w/ Magnetic Speed Variable Assist Steering	103-0163	--
2000-99	Park Avenue (Exc. Ultra) w/o Magnetic Speed Variable Assist Steering	103-0164	--
2000-99	Park Avenue Ultra	103-0163	--
1998-97	Park Avenue (Exc. Ultra) w/ Magnetic Speed Variable Assist Steering	103-0139	--
1998-97	Park Avenue (Exc. Ultra) w/o Magnetic Speed Variable Assist Steering	103-0148	--
1998-97	Park Avenue Ultra	103-0139	--
1996	All w/ Magnetic Speed Variable Assist Steering	103-0142	--
1996	All w/o Magnetic Speed Variable Assist Steering	103-0182	--
1995-91	All w/ 2 Ports	103-0107	--
1995-91	All w/ 3 Ports	103-0106	--
1990-85	FWD w/ 2 Ports	103-0107	--
1990-85	FWD w/ 3 Ports	103-0106	--
<b>REATTA</b>			
1991-88	All w/ 2 Ports	103-0107	--
1991-88	All w/ 3 Ports	103-0106	--
<b>REGAL (Exc. Somerset, Somerset Regal)</b>			
2012	All w/ 18" Wheels	103-0300	--
2012	All w/ 19" Wheels	103-0299	--
2011	All w/ Variable Assist Steering (NXC)	103-0299	--
2011	All w/o Variable Assist Steering (NXB)	103-0293	--
2004-03	All w/ Sport Suspension	103-0170	--
2002-98	All	103-0157	--
1997	3.1L Eng w/ Variable Effort Steering (NV7)	103-0156	--
1997	3.1L Eng w/o Variable Effort Steering (NV7)	103-0161	--
1997	3.8L Eng	103-0157	--
1996-94	All	103-0132	--
1993-92	All w/ Soft Ride Suspension w/ 14" or 15" Wheels	103-0114	--
1993-92	All w/ Sport Suspension w/16" Wheels	103-0113	--
1991-88	All w/ Soft Ride Suspension	103-0114	--
1991-88	All w/ Sport Suspension	103-0113	--
<b>RIVIERA</b>			
1999	All	103-0163	--
1998-95	All	103-0139	--
1993-92	All w/ Soft Ride Suspension w/ 2 Ports	103-0107	--
1993-92	All w/ Soft Ride Suspension w/ 3 Ports	103-0106	--
1993-92	All w/ Sport Suspension	103-0121	--
1991-86	All w/ 2 Ports	103-0107	--
1991-86	All w/ 3 Ports	103-0106	--
<b>SKYHAWK</b>			
1989-87	All w/ Performance Steering (SBP) 2 1/2 - 2 3/4 Turns Lock to Lock	103-0109	203-0110
1989-87	All w/ Standard Steering (SBA) 2 3/4 - 3 Turns Lock to Lock	103-0108	203-0110

Years	Application	Power	Manual
<b>BUICK (cont'd)</b>			
<b>SKYHAWK (Cont'd)</b>			
1986-84	All w/ Performance Steering (SBP) 2 1/2 - 2 3/4 Turns Lock to Lock, w/ Flat-Sided Input Shaft	103-0109	203-0110
1986-84	All w/ Standard Steering (SBA) 2 3/4 - 3 Turns Lock to Lock, w/ Flat-Sided Input Shaft	103-0108	203-0110
1986-84	All w/ Standard Steering (SBA) 2 3/4 - 3 Turns Lock to Lock, w/ Splined Input Shaft	103-0104	203-0110
1986-84	All w/ Performance Steering (SBP) 2 1/2 - 2 3/4 Turns Lock to Lock, w/ Splined Input Shaft	103-0105	203-0110
1983-82	All w/ Performance Steering (SBP) 2 1/2 - 2 3/4 Turns Lock to Lock, w/ Flat-Sided Input Shaft	103-0109	--
1983-82	All w/ Performance Steering (SBP) 2 1/2 - 2 3/4 Turns Lock to Lock, w/ Splined Input Shaft	103-0105	--
1983-82	All w/ Standard Steering (SBA) 2 3/4 - 3 Turns Lock to Lock, w/ Flat-Sided Input Shaft	103-0108	--
1983-82	All w/ Standard Steering (SBA) 2 3/4 - 3 Turns Lock to Lock, w/ Splined Input Shaft	103-0104	--
<b>SKYLARK, APOLLO, GRAN SPORT, SPECIAL, SPORT WAGON</b>			
1998-97	All	103-0128	--
1996-95	All w/ 14" Wheels	103-0128	--
1996-95	All w/ 15" or 16" Wheels	103-0109	--
1994	All	103-0131	--
1993-92	All w/ Soft Ride Suspension	103-0108	--
1993-92	All w/ Sport Suspension	103-0131	--
1991-87	All w/ Soft Ride Suspension	103-0108	--
1991-87	All w/ Soft Ride Suspension	103-0108	--
1991-87	All w/ Sport Suspension	103-0109	--
1986	All w/ Heavy Duty or Touring Suspension (Flat-Sided Input Shaft)	103-0109	--
1986	All w/ Heavy Duty or Touring Suspension (Splined Input Shaft)	103-0105	--
1986	All w/o Heavy Duty or Touring Suspension (Flat-Sided Input Shaft)	103-0108	--
1986	All w/o Heavy Duty or Touring Suspension (Splined Input Shaft)	103-0104	--
1985-82	All	103-0102	--
<b>SOMERSET, SOMERSET REGAL</b>			
1989-87	All w/ Sport Suspension	103-0109	--
1989-87	All w/o Sport Suspension	103-0108	--
1986-85	All w/ Heavy Duty or Touring Suspension (Flat-Sided Input Shaft)	103-0109	--
1986-85	All w/ Heavy Duty or Touring Suspension (Splined Input Shaft)	103-0105	--
1986-85	All w/o Heavy Duty or Touring Suspension (Flat-Sided Input Shaft)	103-0108	--
1986-85	All w/o Heavy Duty or Touring Suspension (Splined Input Shaft)	103-0104	--
<b>VERANO</b>			
2012	All w/ 17" Wheels (Electronic Steering)	203-0129E	--

## Rack & Pinion

Years	Application	Power	Manual
<b>BUICK TRUCKS</b>			
<b>ENCLAVE</b>			
2014-08	All w/ Variable Effort Steering (NV7), Supplied w/o EVO Component	103-0255	--
2014-08	All w/ Variable Effort Steering (NV7), Supplied w/ EVO Component	103-0255P	--
2014-08	All w/o Variable Effort Steering (NV7)	103-0256	--
<b>RAINIER</b>			
2007-04	All	103-0206	--
<b>RENDEZVOUS</b>			
2007	All FWD	103-0147	--
2006-02	AWD	103-0172	--
2006-02	All FWD	103-0147	--
<b>TERRAZA</b>			
2007	All	103-0261	--
2006-05	AWD	103-0254	--
2006-05	All FWD	103-0261	--
<b>CADILLAC</b>			
<b>ALLANTE</b>			
1993	All, Supplied w/ EVO Component	103-0122P	--
1993	All, Supplied w/o EVO Component	103-0122	--
1992-89	All	103-0152	--
1988-87	All (w/ 2 Ports)	103-0107	--
1988-87	All (w/ 3 Ports)	103-0106	--
<b>CIMARRON</b>			
1988-87	All	103-0109	--
1986-82	All w/ Performance Suspension (Flat Sided Input Shaft)	103-0109	--
1986-82	All w/ Performance Suspension (Splined Input Shaft)	103-0105	--
1986-82	All w/o Performance Suspension (Flat Sided Input Shaft)	103-0108	--
1986-82	All w/o Performance Suspension (Splined Input Shaft)	103-0104	--
<b>COMMERCIAL CHASSIS, FUNERAL COACH, LIMO</b>			
1993-85	FWD w/ 2 Ports	103-0107	--
1993-85	FWD w/ 3 Ports	103-0106	--
<b>CTS</b>			
2014-12	All AWD	103-0295	--
2014-12	All RWD (Exc. CTS-V), Supplied w/ EVO Component (Exc. Mexico)	103-0244P	--
2014-12	All RWD (Exc. CTS-V), Supplied w/o EVO Component (Exc. Mexico)	103-0244	--
2014-12	All RWD, CTS-V	103-0278	--
2011	All (Exc. Mexico) AWD	103-0294	--
2011	All (Exc. Mexico) RWD, CTS-V	103-0278	--
2011	All (Exc. Mexico) RWD, Exc. CTS-V, Supplied w/ EVO Component	103-0244P	--
2011	All (Exc. Mexico) RWD, Exc. CTS-V, Supplied w/o EVO Component	103-0244	--
2010-09	All (Exc. Mexico) AWD, Supplied w/ EVO Component	103-0228P	--
2010-09	All (Exc. Mexico) AWD, Supplied w/o EVO Component	103-0228	--
2010-09	All (Exc. Mexico) RWD, CTS-V	103-0278	--
2010-09	All (Exc. Mexico) RWD, Exc. CTS-V, Supplied w/ EVO Component	103-0244P	--

Years	Application	Power	Manual
<b>CADILLAC (cont'd)</b>			
<b>CTS (Cont'd)</b>			
2010-09	All (Exc. Mexico) RWD, Exc. CTS-V, Supplied w/o EVO Component	103-0244	--
2008	All (Exc. Mexico) AWD, Supplied w/ EVO Component	103-0228P	--
2008	All (Exc. Mexico) AWD, Supplied w/o EVO Component	103-0228	--
2008	All (Exc. Mexico) RWD, Supplied w/ EVO Component	103-0244P	--
2008	All (Exc. Mexico) RWD, Supplied w/o EVO Component	103-0244	--
2007-06	6 Cyl. Eng., w/ Soft Ride Suspension (FE1)	103-0208	--
2007-06	6 Cyl. Eng., wo/ Soft Ride Suspension (FE1)	103-0207	--
2007-06	8 Cyl. Eng.	103-0241	--
2005-04	6 Cyl. Eng., w/ Soft Ride Suspension (FE1)	103-0208	--
2005-04	6 Cyl. Eng., wo/ Soft Ride Suspension (FE1)	103-0207	--
2005-04	8 Cyl. Eng.	103-0241	--
2003	6 Cyl. Eng., w/ Soft Ride Suspension (FE1)	103-0208	--
2003	6 Cyl. Eng., wo/ Soft Ride Suspension (FE1)	103-0207	--
<b>DEVILLE, DEVILLE CONCOURS, CALAIS</b>			
2005-01	All (Exc. Hearse Conversion Pkg. Or Limo Pkg.)	103-0174	--
2005-01	Hearse Conversion Pkg. Or Limo Pkg.	103-0203	--
2000	All (w/o Hearse Conversion Package (B9Q),w/o Limo Package (V4U))	103-0209	--
2000	Hearse Conversion Pkg. Or Limo Pkg.	103-0203	--
1999	4.6L Eng (VIN Code 9)	103-0149	--
1999	4.6L Eng. (VIN Code Y) (Exc. Hearse Conversion Pkg. Or Limo Pkg.)	103-0143	--
1999	4.6L Eng. (VIN Code Y) Hearse Conversion Pkg. Or Limo Pkg.	103-0166	--
1998-97	4.6L Eng (VIN Code 9)	103-0149	--
1998-97	4.6L Eng. (VIN Code Y) (Exc. Hearse Conversion Pkg. Or Limo Pkg.)	103-0143	--
1996	4.6L Eng (VIN Code 9)	103-0143	--
1996	4.6L Eng (VIN Code Y), Supplied w/ EVO Component	103-0140P	--
1996	4.6L Eng (VIN Code Y), Supplied w/o EVO Component	103-0140	--
1995-94	All, Supplied w/ EVO Component	103-0266P	--
1995-94	All, Supplied w/o EVO Component	103-0122	--
1993	All w/ Heavy Duty Suspension w/ 2 Ports	103-0107	--
1993	All w/ Heavy Duty Suspension w/ 3 Ports	103-0106	--
1993	All w/o Heavy Duty Suspension, Supplied w/ EVO Component	103-0124P	--
1993	All w/o Heavy Duty Suspension, Supplied w/o EVO Component	103-0124	--
1992-85	All w/ 2 Ports	103-0107	--
1992-85	All w/ 3 Ports	103-0106	--



## Rack & Pinion

Years	Application	Power	Manual
<b>CADILLAC (cont'd)</b>			
<b>DTS</b>			
2011-06	All w/ Heavy Duty Suspension (FE7), w/ Hearse Conversion Package (B9Q), w/ Limo Package (V4U)	103-0203	--
2011-06	All w/ Soft Ride Suspension (FE1)	103-0238	--
2011-06	All w/ Sport Suspension (FE3)	103-0247	--
<b>ELDORADO, SEVILLE</b>			
2004-03	Seville LHD	103-0174	--
2002-01	Eldorado w/ 4.6L Eng (VIN Code 9)	103-0149	--
2002-01	Eldorado w/ 4.6L Eng (VIN Code Y)	103-0143	--
2002-01	Seville	103-0174	--
2000-98	Eldorado w/ 4.6L Eng (VIN Code 9)	103-0149	--
2000-98	Eldorado w/ 4.6L Eng (VIN Code Y)	103-0143	--
2000-98	Seville	103-0165	--
1997	4.6L Eng (VIN Code 9)	103-0149	--
1997	4.6L Eng (VIN Code Y)	103-0143	--
1996	4.6L Eng (VIN Code 9)	103-0143	--
1996	4.6L Eng (VIN Code Y), Supplied w/ EVO Component	103-0140P	--
1996	4.6L Eng (VIN Code Y), Supplied w/o EVO Component	103-0140	--
1995-94	All, Supplied w/ EVO Component	103-0266P	--
1995-94	All, Supplied w/o EVO Component	103-0122	--
1993	All, Supplied w/ EVO Component	103-0122P	--
1993	All, Supplied w/o EVO Component	103-0122	--
1992	Eldorado w/ 2 Ports	103-0107	--
1992	Eldorado w/ 3 Ports	103-0106	--
1992	Seville w/ Handling Suspension	103-0120	--
1992	Seville w/ Soft Ride or Sport Suspension w/ 2 Ports	103-0107	--
1992	Seville w/ Soft Ride or Sport Suspension w/ 3 Ports	103-0106	--
1991	All w/ Soft Ride Suspension w/ 2 Ports	103-0107	--
1991	All w/ Soft Ride Suspension w/ 3 Ports	103-0106	--
1991	All w/ Touring Suspension	103-0120	--
1990-86	All w/ 2 Ports	103-0107	--
1990-86	All w/ 3 Ports	103-0106	--
<b>FLEETWOOD SERIES</b>			
1993-85	FWD w/ 2 Ports	103-0107	--
1993-85	FWD w/ 3 Ports	103-0106	--
<b>STS</b>			
2011	All 3.6L Eng. w/ Variable Effort Steering (Exc. NV7), Supplied w/o EVO Component	103-0250	--
2011	All 3.6L Eng. w/ Variable Effort Steering (NV7), Supplied w/ EVO Component	103-0262P	--
2011	All 3.6L Eng. w/ Variable Effort Steering (NV7), Supplied w/o EVO Component	103-0262	--
2010	All 3.6L Eng. w/ Variable Effort Steering (Exc. NV7), Supplied w/o EVO Component	103-0250	--
2010	All 3.6L Eng. w/ Variable Effort Steering (NV7), Supplied w/ EVO Component	103-0262P	--
2010	All 3.6L Eng. w/ Variable Effort Steering (NV7), Supplied w/o EVO Component	103-0262	--

Years	Application	Power	Manual
<b>CADILLAC (cont'd)</b>			
<b>STS (Cont'd)</b>			
2010	All 4.6L Eng. w/ Variable Effort Steering (Exc. NV7), Supplied w/o EVO Component	103-0250	--
2010	All 4.6L Eng. w/ Variable Effort Steering (NV7), w/o Retuned Chassis (E5A), w/ Active Steering Control (JL7)	103-0248	--
2010	All 4.6L Eng. w/ Variable Effort Steering (NV7), w/ Retuned Chassis (E5A), Supplied w/ EVO Component	103-0262P	--
2010	All 4.6L Eng. w/ Variable Effort Steering (NV7), w/ Retuned Chassis (E5A), Supplied w/o EVO Component	103-0262	--
2010	All 4.6L Eng. w/ Variable Effort Steering (NV7), w/o Retuned Chassis (E5A), w/o Active Steering Control (JL7), Supplied w/ EVO Component	103-0262P	--
2010	All 4.6L Eng. w/ Variable Effort Steering (NV7), w/o Retuned Chassis (E5A), w/o Active Steering Control (JL7), Supplied w/o EVO Component	103-0262	--
2009	All 3.6L Eng. w/ Variable Effort Steering (Exc. NV7), Supplied w/o EVO Component	103-0250	--
2009	All 3.6L Eng. w/ Variable Effort Steering (NV7), Supplied w/ EVO Component	103-0262P	--
2009	All 3.6L Eng. w/ Variable Effort Steering (NV7), Supplied w/o EVO Component	103-0262	--
2009	All 4.4L Eng., Supplied w/ EVO Component	103-0262P	--
2009	All 4.4L Eng., Supplied w/o EVO Component	103-0262	--
2009	All 4.6L Eng. w/ Variable Effort Steering (Exc. NV7), Supplied w/o EVO Component	103-0250	--
2009	All 4.6L Eng. w/ Variable Effort Steering (NV7), w/o Retuned Chassis (E5A), w/ Active Steering Control (JL7)	103-0248	--
2009	All 4.6L Eng. w/ Variable Effort Steering (NV7), w/ Retuned Chassis (E5A), Supplied w/ EVO Component	103-0262P	--
2009	All 4.6L Eng. w/ Variable Effort Steering (NV7), w/ Retuned Chassis (E5A), Supplied w/o EVO Component	103-0262	--
2009	All 4.6L Eng. w/ Variable Effort Steering (NV7), w/o Retuned Chassis (E5A), w/o Active Steering Control (JL7), Supplied w/ EVO Component	103-0262P	--
2009	All 4.6L Eng. w/ Variable Effort Steering (NV7), w/o Retuned Chassis (E5A), w/o Active Steering Control (JL7), Supplied w/o EVO Component	103-0262	--
2008	All 3.6L Eng. w/ Variable Effort Steering (Exc. NV7), Supplied w/o EVO Component	103-0250	--
2008	All 3.6L Eng. w/ Variable Effort Steering (NV7), w/ Retuned Chassis (E5A), Supplied w/ EVO Component	103-0262P	--
2008	All 3.6L Eng. w/ Variable Effort Steering (NV7), w/ Retuned Chassis (E5A), Supplied w/o EVO Component	103-0262	--

## Rack & Pinion

Years	Application	Power	Manual
<b>CADILLAC (cont'd)</b>			
<b>STS (Cont'd)</b>			
2008	All 4.4L Eng., Supplied w/ EVO Component	103-0262P	--
2008	All 4.4L Eng., Supplied w/o EVO Component	103-0262	--
2008	All 4.6L Eng. w/ Variable Effort Steering (Exc. NV7), Supplied w/o EVO Component	103-0250	--
2008	All 4.6L Eng. w/ Variable Effort Steering (NV7), w/o Retuned Chassis (E5A), w/ Active Steering Control (JL7)	103-0248	--
2008	All 4.6L Eng. w/ Variable Effort Steering (NV7), w/ Retuned Chassis (E5A), Supplied w/ EVO Component	103-0262P	--
2008	All 4.6L Eng. w/ Variable Effort Steering (NV7), w/ Retuned Chassis (E5A), Supplied w/o EVO Component	103-0262	--
2008	All 4.6L Eng. w/ Variable Effort Steering (NV7), w/o Retuned Chassis (E5A), w/o Active Steering Control (JL7), Supplied w/ EVO Component	103-0262P	--
2008	All 4.6L Eng. w/ Variable Effort Steering (NV7), w/o Retuned Chassis (E5A), w/o Active Steering Control (JL7), Supplied w/o EVO Component	103-0262	--
2007-06	All (Exc. 4.4L Eng.) w/ Non-Variable Effort Steering (N40) w/ Retuned Chassis (E5A), Supplied w/o EVO Component	103-0262	--
2007-06	All (Exc. 4.4L Eng.) w/ Non-Variable Effort Steering (N40) w/ Retuned Chassis (E5A), Supplied w/ EVO Component	103-0262P	--
2007-06	All (Exc. 4.4L Eng.) w/ Variable Effort Steering (Exc. NV7) w/o Retuned Chassis (E5A), Supplied w/o EVO Component	103-0250	--
2007-06	All (Exc. 4.4L Eng.) w/ Variable Effort Steering (NV7), Supplied w/o EVO Component	103-0262	--
2007-06	All (Exc. 4.4L Eng.) w/ Variable Effort Steering (NV7), Supplied w/ EVO Component	103-0262P	--
2007-06	All 4.4L Eng., Supplied w/ EVO Component	103-0262P	--
2007-06	All 4.4L Eng., Supplied w/o EVO Component	103-0262	--
2005	All w/ Variable Effort Steering (Exc. NV7), Supplied w/o EVO Component	103-0250	--
2005	All w/ Variable Effort Steering (NV7), Supplied w/o EVO Component	103-0262	--
2005	All w/ Variable Effort Steering (NV7), Supplied w/ EVO Component	103-0262P	--
<b>XLR</b>			
2009	All	103-0274	--
2008-04	All	103-0222	--
<b>CADILLAC TRUCKS</b>			
<b>ESCALADE</b>			
2014-09	All (Exc. Hybrid)	103-0259	--
2008-07	All	103-0259	--

Years	Application	Power	Manual
<b>CADILLAC TRUCKS (cont'd)</b>			
<b>ESCALADE ESV</b>			
2014-09	All (Exc. Hybrid)	103-0259	--
2008-07	All	103-0259	--
<b>ESCALADE EXT</b>			
2014-09	All (Exc. Hybrid)	103-0259	--
2008-07	All	103-0259	--
<b>SRX</b>			
2014-10	All w/ Variable Assist Steering (NV7), Supplied w/o EVO Component	103-0290	--
2014-10	All w/ Variable Assist Steering (NV7), Supplied w/ EVO Component	103-0290P	--
2014-10	All w/o Variable Assist Steering	103-0291	--
2009-04	All, Supplied w/ EVO component	103-0230P	--
2009-04	All, Supplied w/o EVO component	103-0230	--
<b>CHEVROLET</b>			
<b>AVEO</b>			
2011-04	All	103-0257	--
<b>AVEO 5</b>			
2011-05	All	103-0257	--
<b>BERETTA</b>			
1996-95	All w/ Soft Ride Suspension	103-0128	--
1996-95	All w/o Soft Ride Suspension	103-0128	--
1994	All w/ Heavy Duty Suspension	103-0128	--
1994	All w/ Ride & Handling or Sport Suspension	103-0126	--
1994	All w/ Soft Ride Suspension	103-0131	--
1993-91	All w/ Soft Ride Suspension	103-0108	--
1993-91	All w/o Soft Ride Suspension	103-0109	--
1990-87	All	103-0109	--
<b>CAMARO</b>			
2013-10	All w/ Hydraulic Steering	103-0284	--
2002-00	All w/ Firm Ride Suspension (F41)	103-0232	--
2002-00	All w/ Ride & Handling Suspension (FE2, FE4, FE7)	103-0160	--
1999-98	All w/ Firm Ride & Handling Suspension (F41)	103-0134	--
1999-98	All w/ Ride & Handling Suspension (FE2, FE4, FE7)	103-0160	--
1997-93	All	103-0134	--
<b>CAPRICE</b>			
2013-11	All	103-0301	--
<b>CAVALIER</b>			
2005-95	All	103-0138	--
1994-89	All w/ Soft Ride Suspension	103-0108	203-0110
1994-89	All w/o Soft Ride Suspension	103-0128	203-0110
1988	All (Exc. Z24) w/ Touring Suspension	103-0109	203-0110
1988	All (Exc. Z24) w/o Touring Suspension	103-0108	203-0110
1988	Z24	103-0109	--
1987	All (Exc. Z24 or RS) w/ Heavy Duty Suspension	103-0109	203-0110
1987	All (Exc. Z24 or RS) w/o Heavy Duty Suspension	103-0108	203-0110
1987	Z24 or RS	103-0109	--
1986-84	All w/ Heavy Duty Suspension (Flat-Sided Input Shaft)	103-0109	203-0110

## Rack & Pinion

Years	Application	Power	Manual
<b>CHEVROLET (cont'd)</b>			
<b>CAVALIER (Cont'd)</b>			
1986-84	All w/ Heavy Duty Suspension (Splined Input Shaft)	103-0105	203-0110
1986-84	All w/o Heavy Duty Suspension (Flat-Sided Input Shaft)	103-0108	203-0110
1986-84	All w/o Heavy Duty Suspension (Splined Input Shaft)	103-0104	203-0110
1983-82	All w/ Heavy Duty Suspension (Flat-Sided Input Shaft)	103-0109	--
1983-82	All w/ Heavy Duty Suspension (Splined Input Shaft)	103-0105	--
1983-82	All w/o Heavy Duty Suspension (Flat-Sided Input Shaft)	103-0108	--
1983-82	All w/o Heavy Duty Suspension (Splined Input Shaft)	103-0104	--
<b>CELEBRITY</b>			
1990-86	All w/ Heavy Duty Suspension	103-0110	--
1990-86	All w/o Heavy Duty Suspension	103-0102	--
1985-84	All w/ Performance Suspension	103-0110	--
1985-84	All w/o Performance Suspension	103-0102	--
1983-82	All	103-0102	--
<b>CHEVETTE</b>			
1987-81	All	103-0103	203-0106
1980-76	All	--	203-0106
<b>CITATION</b>			
1985-82	All	103-0102	203-0109
1981-80	All	103-0101	203-0105
<b>CLASSIC</b>			
2005-04	All	103-0159	--
<b>COBALT</b>			
2010-09	All w/Soft Ride Suspension (FE1) w/ Electronic Power Steering	203-0116	--
2010-09	All w/Sport Suspension (FE3), w/ Electronic Power Steering	203-0121	--
2008-05	All w/Soft Ride Suspension (FE1) w/ Electronic Power Steering	203-0116	--
2008-05	All w/Sport Suspension (FE3) or w/ Performance & Handling Suspension (FE5), w/ Electronic Power Steering	203-0121	--
<b>CORSICA</b>			
1996-95	All w/ Soft Ride Suspension	103-0128	--
1996-95	All w/o Soft Ride Suspension	103-0128	--
1994	All w/ Heavy Duty Suspension	103-0128	--
1994	All w/ Ride & Handling or Sport Suspension	103-0126	--
1994	All w/ Soft Ride Suspension	103-0131	--
1993-87	All w/ Soft Ride Suspension	103-0108	--
1993-87	All w/o Soft Ride Suspension	103-0109	--
<b>CORVETTE</b>			
2013-11	All	103-0302	--
2010-09	All	103-0217	--
2008-05	All	103-0217	--
2004-97	All	103-0146	--
1996-93	All	103-0135	--
1992-90	All	103-0117	--
1989	All w/ Production Code FH on Dust Cover	103-0117	--

Years	Application	Power	Manual
<b>CHEVROLET (cont'd)</b>			
<b>CORVETTE (Cont'd)</b>			
1989	All w/ Production Code NS on Dust Cover	103-0118	--
1988	All w/ 16" Wheels	103-0117	--
1988	All w/ 17" Wheels	103-0118	--
1987-84	All w/ Heavy Duty or Sport Suspension	103-0112	--
1987-84	All w/o Heavy Duty or Sport Suspension	103-0111	--
<b>CRUZE</b>			
2012	All FX3 (Electronic Steering)	203-0129E	--
2011	All FX3 (Electronic Steering)	203-0129E	--
<b>EPICA (CANADA)</b>			
2006-04	All, Supplied w/ EVO Component	313-0247P	--
2006-04	All, Supplied w/o EVO Component	313-0247	--
<b>HHR</b>			
2011	All w/ Soft Ride Suspension (FE1), w/ Electronic Power Steering	203-0120	--
2011	All w/ Sport Suspension (FE3), w/ Electronic Power Steering	203-0127	--
2010-08	All w/ Performance & Handling Suspension (FE5), w/ Electronic Power Steering	203-0121	--
2010-08	All w/ Soft Ride Suspension (FE1) w/ Electronic Power Steering	203-0120	--
2010-08	All w/ Sport Suspension (FE3), w/ Electronic Power Steering	203-0127	--
2007-06	All LS w/ Electronic Power Steering	203-0120	--
2007-06	All LT w/ Electronic Power Steering	203-0127	--
<b>IMPALA</b>			
2014-12	All w/ Sport Suspension (FE3)	103-0304	--
2011-08	All w/ Sport Suspension (FE3)	103-0251	--
2011-08	All w/o Sport Suspension (FE3)	103-0170	--
2007-06	6 Cyl. Eng.	103-0170	--
2007-06	8 Cyl. Eng.	103-0251	--
2005-04	All w/ Ride & Handling Suspension (FE4)	103-0251	--
2005-04	All w/o Ride & Handling Suspension (FE4)	103-0170	--
2003-00	All	103-0170	--
<b>LUMINA</b>			
2001-97	All	103-0150	--
1996-95	All	103-0132	--
1994	All (Exc. Z34)	103-0132	--
1994	Z34	103-0155	--
1993	All w/ 14" Wheels	103-0114	--
1993	All w/ 15" or 16" Wheels	103-0113	--
1992-90	All w/ Soft Ride Suspension	103-0114	--
1992-90	All w/o Soft Ride Suspension	103-0113	--
<b>MALIBU</b>			
2012-06	All w/ Electronic Power Steering, Intermediate Shaft	992-0105S	--
2012-06	All w/ Electronic Power Steering, Power Assist Column	992-0104	--
2012-06	All w/ Electronic Power Steering, Power Assist Module	992-0102	--
2012-06	All w/ Electronic Power Steering, Rack and Pinion Unit	203-0117	--
2012-06	All w/ Hydraulic Power Steering	103-0258	--
2005-04	Sedan (N Body)	103-0159	--

## Rack & Pinion

Years	Application	Power	Manual
<b>CHEVROLET (cont'd)</b>			
<b>MALIBU (Cont'd)</b>			
2005-04	Sedan (Z Body) w/ Electronic Power Steering, Intermediate Shaft	992-0105S	--
2005-04	Sedan (Z Body) w/ Electronic Power Steering, Power Assist Column	992-0104	--
2005-04	Sedan (Z Body) w/ Electronic Power Steering, Power Assist Module	992-0102	--
2005-04	Sedan (Z Body) w/ Electronic Power Steering, Rack and Pinion Unit	203-0117	--
2003-98	All	103-0159	--
1997	All	103-0151	--
<b>METRO</b>			
2001-98	All	303-0101	203-0115
<b>MONTE CARLO</b>			
2007-06	6 Cyl. Eng.	103-0170	--
2007-06	8 Cyl. Eng.	103-0251	--
2005-00	All	103-0170	--
1999-97	All	103-0150	--
1996-95	All	103-0132	--
<b>NOVA, CHEVY II</b>			
1998-85	All	311-0136	--
<b>PRIZM</b>			
2002-98	All	311-0169	--
<b>SONIC</b>			
2015-12	All w/ 15" or 16" Wheels	TBA	--
2015-12	All w/ 17" Wheels	TBA	--
<b>SPECTRUM</b>			
1988-85	All	313-0130	--
<b>CHEVROLET/GMC TRUCKS</b>			
<b>ACADIA</b>			
2014-07	All w/ Non-Variable Effort Steering (N40)	103-0256	--
2014-07	All w/ Variable Effort Steering (NV7), Supplied w/o EVO Component	103-0255	--
2014-07	All w/ Variable Effort Steering (NV7), Supplied w/ EVO Component	103-0255P	--
<b>AVALANCHE 1500</b>			
2013-07	All	103-0259	--
<b>CAPTIVA SPORT</b>			
2014-12	USA Equipped, w/ Hydraulic Steering	103-0240	--
<b>COLORADO, CANYON</b>			
2012-09	All 4WD	103-0263	--
2012-09	All RWD (5.3L Eng.)	103-0263	--
2012-09	All RWD (Exc. 5.3L Eng.) w/ Chassis Package (Z85)	103-0269	--
2012-09	All RWD (Exc. 5.3L Eng.) w/ Off Road Chassis Package (Z71)	103-0263	--
2012-09	All RWD (Exc. 5.3L Eng.) w/ Sport Chassis Package (Z08)	103-0216	--
2008	All 4WD w/ 14mm Diameter Tie Rods	313-0245	--
2008	All 4WD w/ 16mm Diameter Tie Rods	103-0263	--
2008	All RWD w/ Chassis Package (Z85) w/ 14mm Diameter Tie Rods	103-0289	--
2008	All RWD w/ Chassis Package (Z85) w/ 16mm Diameter Tie Rods	103-0269	--

Years	Application	Power	Manual
<b>CHEVROLET/GMC TRUCKS (cont'd)</b>			
<b>COLORADO, CANYON (Cont'd)</b>			
2008	All RWD w/ Off Road Chassis Package (Z71) w/ 14mm Diameter Tie Rods	313-0245	--
2008	All RWD w/ Off Road Chassis Package (Z71) w/ 16mm Diameter Tie Rods	103-0263	--
2007	All 4WD w/ 14mm Diameter Tie Rods	313-0245	--
2007	All 4WD w/ 16mm Diameter Tie Rods	103-0263	--
2007	All RWD w/ Chassis Package (Z85) w/ 14mm Diameter Tie Rods	103-0289	--
2007	All RWD w/ Chassis Package (Z85) w/ 16mm Diameter Tie Rods	103-0269	--
2007	All RWD w/ Off Road Chassis Package (Z71) w/ 14mm Diameter Tie Rods	313-0245	--
2007	All RWD w/ Off Road Chassis Package (Z71) w/ 16mm Diameter Tie Rods	103-0263	--
2007	All RWD w/ Sport Chassis Package (Z08) w/ 14mm Diameter Tie Rods	103-0239	--
2007	All RWD w/ Sport Chassis Package (Z08) w/ 16mm Diameter Tie Rods	313-0243	--
2006	All 4WD (From VIN #68272519) w/ 14mm Diameter Tie Rods	313-0245	--
2006	All 4WD (From VIN #68272519) w/ 16mm Diameter Tie Rods	103-0263	--
2006	All 4WD (To VIN #68272519)	103-0260	--
2006	All RWD w/ Chassis Package (Z85) (From VIN #68272519) w/ 16mm Diameter Tie Rods	103-0269	--
2006	All RWD w/ Chassis Package (Z85) (From VIN #68272519) w/ 14mm Diameter Tie Rods	103-0289	--
2006	All RWD w/ Chassis Package (Z85) (To VIN #68272519)	103-0253	--
2006	All RWD w/ Off Road Chassis Package (Z71) (From VIN #68272519) w/ 16mm Diameter Tie Rods	103-0263	--
2006	All RWD w/ Off Road Chassis Package (Z71) (From VIN #68272519) w/ 14mm Diameter Tie Rods	313-0245	--
2006	All RWD w/ Off Road Chassis Package (Z71) (To VIN #68272519)	103-0260	--
2006	All RWD w/ Sport Chassis Package (Z08) (From VIN #68272519) w/ 14mm Diameter Tie Rods	103-0239	--
2006	All RWD w/ Sport Chassis Package (Z08) (From VIN #68272519) w/ 16mm Diameter Tie Rods	313-0243	--
2006	All RWD w/ Sport Chassis Package (Z08) (To VIN #68272519)	103-0252	--
2005-04	All 4WD	103-0260	--
2005-04	All RWD w/ Chassis Package (Z85)	103-0253	--
2005-04	All RWD w/ Off Road Chassis Package (Z71)	103-0260	--
2005-04	All RWD w/ Sport Chassis Package (Z08)	103-0252	--
<b>EQUINOX</b>			
2015-13	All 4 Cyl. Eng. (Electronic Steering)	TBA	--
2015-13	All 6 Cyl. Eng. w/ 17" or 18" Wheels (Hydraulic Steering)	103-0305	--
2015-13	All 6 Cyl. Eng. w/ 19" Wheels (Hydraulic Steering)	103-0303	--

## Rack & Pinion

Years	Application	Power	Manual
<b>CHEVROLET/GMC TRUCKS (cont'd)</b>			
<b>EQUINOX (Cont'd)</b>			
2012-10	All 6 Cyl. Eng. w/ 17" or 18" Wheels (Hydraulic Steering)	103-0305	--
2012-10	All 6 Cyl. Eng. w/ 19" Wheels (Hydraulic Steering)	103-0303	--
2009-08	All w/ Electronic Power Steering	203-0119	--
2009-08	All w/ Hydraulic Power Steering	103-0240	--
2007-06	All w/ Electronic Power Steering	203-0119	--
2005	All w/ Electronic Power Steering, Power Assist Column	992-0103	--
2005	All w/ Electronic Power Steering, Rack and Pinion Unit	203-0118	--
<b>EXPRESS, SAVANA</b>			
2013-07	All 1500	103-0193	--
2006-03	All 1500, 2500 7,300 lb. GVW	103-0193	--
<b>LUMINA VAN</b>			
1996-90	All	103-0119	--
<b>SIERRA CLASSIC SERIES PICKUP (2WD)</b>			
2007	1500 2WD Standard, Crew Cab & Extended Cab w/o Four Wheel Steering (NYS)	103-0167	--
<b>SIERRA SERIES PICKUP (2WD)</b>			
2013-07	1500 (Exc. Hybrid), Extended Cab and Crew Cab, w/ Z60 Package	103-0259	--
2013-07	1500 (Exc. Hybrid), Extended Cab and Crew Cab, w/o Z60 Package	103-0307	--
2013-07	1500 (Exc. Hybrid), Standard Cab	103-0307	--
2006	1500 2WD Standard & Extended Cab w/o Four Wheel Steering (NYS)	103-0167	--
2005	1500 2WD Standard & Extended Cab w/o Four Wheel Steering (NYS)	103-0167	--
2005	1500 2WD Standard & Extended Cab w/o High Output Package (B4V), w/o Spring Special (B2E)	103-0167	--
2004	1500 2WD Standard, Crew Cab & Extended Cab w/o High Output Package (B4V), w/o Spring Special (B2E)	103-0167	--
2003-99	1500 RWD	103-0167	--
<b>SILVERADO CLASSIC SERIES PICKUP (2WD)</b>			
2007	1500 2WD Standard, Crew Cab & Extended Cab w/o Four Wheel Steering (NYS)	103-0167	--
<b>SILVERADO SERIES PICKUP (2WD)</b>			
2013-07	1500 (Exc. Hybrid), Extended Cab and Crew Cab, w/ Z60 Package	103-0259	--
2013-07	1500 (Exc. Hybrid), Extended Cab and Crew Cab, w/o Z60 Package	103-0307	--
2013-07	1500 (Exc. Hybrid), Standard Cab	103-0307	--
2006	1500 2WD Standard & Extended Cab w/o Four Wheel Steering (NYS)	103-0167	--
2005	1500 2WD Standard & Extended Cab w/o Four Wheel Steering (NYS)	103-0167	--
2005	1500 2WD Standard & Extended Cab w/o High Output Package (B4V), w/o Spring Special (B2E)	103-0167	--
2004	1500 2WD Standard, Crew Cab & Extended Cab w/o High Output Package (B4V), w/o Spring Special (B2E)	103-0167	--

Years	Application	Power	Manual
<b>CHEVROLET/GMC TRUCKS (cont'd)</b>			
<b>SILVERADO SERIES PICKUP (2WD) (Cont'd)</b>			
2003-99	1500 RWD	103-0167	--
<b>SSR</b>			
2006-03	All	103-0206	--
<b>SUBURBAN, YUKON XL, YUKON DENALI XL</b>			
2014-07	1500 (Exc. Hybrid)	103-0259	--
<b>TAHOE, YUKON, YUKON DENALI</b>			
2014-08	All (Exc. Hybrid)	103-0259	--
2007	All	103-0259	--
<b>TERRAIN</b>			
2015-13	All 4 Cyl. Eng. (Electronic Steering)	TBA	--
2015-13	All 6 Cyl. Eng. w/ 17" or 18" Wheels (Hydraulic Steering)	103-0305	--
2015-13	All 6 Cyl. Eng. w/ 19" Wheels (Hydraulic Steering)	103-0303	--
2012-10	All 6 Cyl. Eng. w/ 17" or 18" Wheels (Hydraulic Steering)	103-0305	--
2012-10	All 6 Cyl. Eng. w/ 19" Wheels (Hydraulic Steering)	103-0303	--
<b>TRACKER</b>			
2004-03	All	313-0196	--
2002-99	All	313-0146	--
<b>TRAILBLAZER, ENVOY</b>			
2009	All w/ Sport Package (B4U)	103-0276	--
2009	All w/o Sport Package (B4U)	103-0206	--
2008-03	All	103-0206	--
2002	All w/ 113" Wheelbase w/ 14mm Diameter Tie Rods	103-0198	--
2002	All w/ 113" Wheelbase w/ 16mm Diameter Tie Rods	103-0206	--
2002	All w/ 129" Wheelbase w/ 16mm Diameter Tie Rods	103-0206	--
<b>TRAVERSE</b>			
2014-09	All w/ Non-Variable Effort Steering (N40)	103-0256	--
2014-09	All w/ Variable Effort Steering (NV7), Supplied w/ EVO Component	103-0255P	--
2014-09	All w/ Variable Effort Steering (NV7), Supplied w/o EVO Component	103-0255	--
<b>UPLANDER</b>			
2009-07	All	103-0261	--
2006-05	AWD	103-0254	--
2006-05	FWD	103-0261	--
<b>VENTURE VAN</b>			
2005	FWD	103-0147	--
2004-02	AWD	103-0172	--
2004-02	FWD	103-0147	--
2001-97	All	103-0147	--
<b>CHRYSLER</b>			
<b>200</b>			
2013	All w/ 16" Wheels or 17" Wheels	102-0195	--
2013	All w/ 18" Wheels	102-0193	--
2012	Convertible	102-0245	--
2012	Sedan, w/ 16" Wheels or 17" Wheels	102-0195	--
2012	Sedan, w/ 18" Wheels	102-0193	--
2011	Convertible	102-0244	--

## Rack & Pinion

Years	Application	Power	Manual
<b>CHRYSLER (cont'd)</b>			
<b>200 (Cont'd)</b>			
2011	Sedan, w/ 16" Wheels or 17" Wheels	102-0195	--
2011	Sedan, w/ 18" Wheels	102-0193	--
<b>300</b>			
2013-11	All	102-0252	--
2010-06	2WD	102-0182	--
2010-06	AWD	102-0181	--
2005	2WD	102-0184	--
2005	AWD	102-0181	--
<b>300 M</b>			
2004-99	All w/ Performance Steering (SBP)	102-0139	--
2004-99	All w/ Speed Proportional Steering (SBC)	102-0140	--
2004-99	All w/ Standard Steering (SBA)	102-0139	--
<b>CIRRUS</b>			
2000	4 Cyl. Eng.	102-0141	--
2000	6 Cyl. Eng.	102-0128	--
1999-98	All	102-0128	--
1997	All w/ Speed Proportional Steering (SBC) (Before 1/7/97)	102-0129	--
1997	All w/ Speed Proportional Steering (SBC) (From 1/7/97)	102-0128	--
1997	All w/ Standard Steering (SBA)	102-0128	--
1996-95	All w/ Speed Proportional Steering (SBC)	102-0129	--
1996-95	All w/ Standard Steering (SBA)	102-0128	--
<b>CONCORDE</b>			
2004-98	All w/ Performance Steering (SBP)	102-0139	--
2004-98	All w/ Speed Proportional Steering (SBC)	102-0140	--
2004-98	All w/ Standard Steering (SBA)	102-0139	--
1997-96	All w/ Speed Proportional Steering (SBC)	102-0132	--
1997-96	All w/ Standard Steering (SBA)	102-0131	--
1995	All w/ Auto Stick	102-0132	--
1995	All w/ Speed Proportional Steering (SBC)	102-0122	--
1995	All w/ Standard Steering (SBA)	102-0121	--
1994	All w/ Speed Proportional Steering (SBC)	102-0122	--
1994	All w/ Standard Steering (SBA)	102-0121	--
1993	All	102-0121	--
<b>DAYTONA (CANADA)</b>			
1993-92	All w/ Firm Feel Steering (SBB) w/ 14" or 15" Wheels	102-0118	--
1993-92	All w/ Firm Feel Steering (SBB) w/ 16" Wheels w/ 3 Speed A.T.	102-0133	--
1993-92	All w/ Firm Feel Steering (SBB) w/ 16" Wheels w/ 4 Speed A.T.	102-0124	--
1993-92	All w/ Firm Feel Steering (SBB) w/ 16" Wheels w/ M.T.	102-0133	--
1993-92	All w/ Standard Steering (SBA) w/ 14" Wheels	102-0116	--
1991	All w/ 14" Wheels	102-0116	--
1991	All w/ 15" Wheels (P205/60R15)	102-0116	--
1991	All w/ 16" Wheels (P205/55R16)	102-0138	--
1990	All	102-0118	--
1989	All w/ 14" Wheels	102-0117	--
1989	All w/ 15" Wheels	102-0118	--
1988-84	All w/ 14" Wheels (Saginaw Design)	102-0106	202-0107
1988-84	All w/ 14" Wheels (TRW Design)	102-0107	202-0107

Years	Application	Power	Manual
<b>CHRYSLER (cont'd)</b>			
<b>DAYTONA (CANADA) (Cont'd)</b>			
1988-84	All w/ 15" Wheels	102-0110	202-0107
<b>DYNASTY (CANADA)</b>			
1993-88	All	102-0112	--
<b>E-CLASS, EXECUTIVE SEDAN, LIMO</b>			
1986-83	All w/ Firm Feel Steering (SBB) (Saginaw Design)	102-0106	--
1986-83	All w/ Firm Feel Steering (SBB) (TRW Design)	102-0107	--
1986-83	All w/ Standard Steering (SBA) (Saginaw Design)	102-0101	--
1986-83	All w/ Standard Steering (SBA) (TRW Design)	102-0102	--
<b>ES (Canada)</b>			
1990	All w/ Firm Feel Steering (SBB) w/ 3 Speed A.T.	102-0117	--
1990	All w/ Firm Feel Steering (SBB) w/ 4 Speed A.T.	102-0118	--
1990	All w/ Standard Steering (SBA)	102-0116	--
<b>FIFTH AVENUE, IMPERIAL, NEWPORT</b>			
1993-90	All	102-0112	--
<b>INTREPID (CANADA)</b>			
2004-98	All w/ Performance Steering (SBP)	102-0139	--
2004-98	All w/ Speed Proportional Steering (SBC)	102-0140	--
2004-98	All w/ Standard Steering (SBA)	102-0139	--
1997-96	All w/ Speed Proportional Steering (SBC)	102-0132	--
1997-96	All w/ Standard Steering (SBA)	102-0131	--
1995	All w/ Auto Stick	102-0132	--
1995	All w/ Speed Proportional Steering (SBC)	102-0122	--
1995	All w/ Standard Steering (SBA)	102-0121	--
1994	All w/ Speed Proportional Steering (SBC)	102-0122	--
1994	All w/ Standard Steering (SBA)	102-0121	--
1993	All	102-0121	--
<b>LASER</b>			
1986-85	All w/ 14" Wheels (Saginaw Design)	102-0106	--
1986-85	All w/ 14" Wheels (TRW Design)	102-0107	--
1986-85	All w/ 15" Wheels	102-0110	--
1984	All w/ 14" Wheels (Saginaw Design)	102-0106	202-0107
1984	All w/ 14" Wheels (TRW Design)	102-0107	202-0107
1984	All w/ 15" Wheels	102-0110	--
<b>LEBARON (Exc. GTC, GTS)</b>			
1995	All w/ Firm Feel Steering (SBB) w/ 15" Wheels	102-0138	--
1995	All w/ Standard Steering (SBA)	102-0167	--
1994	All w/ Firm Feel Steering (SBB) w/ 15" Wheels	102-0118	--
1994	All w/ Firm Feel Steering (SBB) w/ 16" Wheels	102-0124	--
1994	All w/ Standard Steering (SBA) Convertible	102-0118	--
1994	All w/ Standard Steering (SBA) Coupe	102-0137	--
1993-92	2 Door w/ Firm Feel Steering (SBB) w/ 15" Wheels	102-0118	--
1993-92	2 Door w/ Firm Feel Steering (SBB) w/ 16" Wheels w/ 3 Speed A.T.	102-0133	--

## Rack & Pinion

Years	Application	Power	Manual
<b>CHRYSLER (cont'd)</b>			
<b>LEBARON (Exc. GTC, GTS) (Cont'd)</b>			
1993-92	2 Door w/ Firm Feel Steering (SBB) w/16" Wheels w/ 4 Speed A.T.	102-0124	--
1993-92	2 Door w/ Firm Feel Steering (SBB) w/16" Wheels w/ M.T.	102-0133	--
1993-92	2 Door w/ Standard Steering (SBA) w/ 14" Alum or 15" Steel Wheels	102-0118	--
1993-92	2 Door w/ Standard Steering (SBA) w/ 14" Steel Wheels	102-0116	--
1993-92	4 Door w/ Firm Feel Steering (SBB)	102-0118	--
1993-92	4 Door w/ Standard Steering (SBA)	102-0137	--
1991	All w/ Firm Feel Steering (SBB) w/ 14" Wheels	102-0116	--
1991	All w/ Firm Feel Steering (SBB) w/ 15" or 16" Wheels	102-0118	--
1991	All w/ Standard Steering (SBA)	102-0112	--
1990	2 Door w/ Firm Feel Steering (SBB)	102-0118	--
1990	2 Door w/ Standard Steering (SBA)	102-0112	--
1990	4 Door w/ Firm Feel Steering (SBB) w/ 14" Wheels w/ 3 Speed A.T.	102-0117	--
1990	4 Door w/ Firm Feel Steering (SBB) w/ 14" Wheels w/ 4 Speed A.T.	102-0118	--
1990	4 Door w/ Firm Feel Steering (SBB) w/ 15" or 16" Wheels	102-0118	--
1990	4 Door w/ Standard Steering (SBB)	102-0137	--
1989	2 Door w/ Firm Feel Steering (SBB)	102-0118	--
1989	2 Door w/ Standard Steering (SBA)	102-0112	--
1989	4 Door w/ Firm Feel Steering (SBB) w/ 14" Wheels w/ 3 Speed A.T.	102-0117	--
1989	4 Door w/ Firm Feel Steering (SBB) w/ 14" Wheels w/ 4 Speed A.T.	102-0118	--
1989	4 Door w/ Firm Feel Steering (SBB) w/ 15" or 16" Wheels	102-0118	--
1988-87	All w/ Firm Feel Steering (SBB) w/14" Wheels (Saginaw Design)	102-0106	--
1988-87	All w/ Firm Feel Steering (SBB) w/14" Wheels (TRW Design)	102-0107	--
1988-87	All w/ Firm Feel Steering (SBB) w/15" Wheels	102-0110	--
1988-87	All w/ Standard Steering (SBA) (Saginaw Design)	102-0101	--
1988-87	All w/ Standard Steering (SBA) (TRW Design)	102-0102	--
1986-84	All w/ Firm Feel Steering (SBB) (Saginaw Design)	102-0106	202-0107
1986-84	All w/ Firm Feel Steering (SBB) (TRW Design)	102-0107	202-0107
1986-84	All w/ Standard Steering (SBA) (Saginaw Design)	102-0101	202-0107
1986-84	All w/ Standard Steering (SBA) (TRW Design)	102-0102	202-0107
1983-82	All w/ Firm Feel Steering (SBB) (Saginaw Design)	102-0106	--
1983-82	All w/ Firm Feel Steering (SBB) (TRW Design)	102-0107	--
1983-82	All w/ Standard Steering (SBA) (Saginaw Design)	102-0101	202-0105

Years	Application	Power	Manual
<b>CHRYSLER (cont'd)</b>			
<b>LEBARON (Exc. GTC, GTS) (Cont'd)</b>			
1983-82	All w/ Standard Steering (SBA) (TRW Design)	102-0102	202-0105
<b>LEBARON GTC, GTS</b>			
1995	All w/ Firm Feel Steering (SBB) w/ 15" Wheels	102-0138	--
1995	All w/ Standard Steering (SBA)	102-0167	--
1994	All w/ Firm Feel Steering (SBB) w/15" Wheels	102-0118	--
1994	All w/ Firm Feel Steering (SBB) w/16" Wheels	102-0124	--
1994	All w/ Standard Steering (SBA)	102-0118	--
1993-92	2 Door w/ Firm Feel Steering (SBB) w/ 15" Wheels	102-0118	--
1993-92	2 Door w/ Firm Feel Steering (SBB) w/ 16" Wheels w/ 3 Speed A.T.	102-0133	--
1993-92	2 Door w/ Firm Feel Steering (SBB) w/ 16" Wheels w/ 4 Speed A.T.	102-0124	--
1993-92	2 Door w/ Firm Feel Steering (SBB) w/ 16" Wheels w/ M.T.	102-0133	--
1993-92	2 Door w/ Standard Steering (SBA) w/ 14" Alum. or 15" Steel Wheels	102-0118	--
1993-92	2 Door w/ Standard Steering (SBA) w/ 14" Steel Wheels	102-0116	--
1993-92	4 Door w/ Firm Feel Steering (SBB)	102-0118	--
1993-92	4 Door w/ Standard Steering (SBB)	102-0137	--
1991-90	All w/ Firm Feel Steering (SBB)	102-0118	--
1991-90	All w/ Standard Steering (SBA)	102-0112	--
1989	All w/ 14" Wheels	102-0117	--
1989	All w/ 15" Wheels	102-0118	--
1988-85	All w/ 14" Wheels (Saginaw Design)	102-0106	--
1988-85	All w/ 14" Wheels (TRW Design)	102-0107	--
1988-85	All w/ 15" Wheels	102-0110	--
<b>LHS, NEW YORKER</b>			
2001-99	All w/ Performance Steering (SBP)	102-0139	--
2001-99	All w/ Speed Proportional Steering (SBC)	102-0140	--
2001-99	All w/ Standard Steering (SBA)	102-0139	--
1998	None Produced	--	--
1997-96	All w/ Speed Proportional Steering (SBC)	102-0132	--
1997-96	All w/ Standard Steering (SBA)	102-0131	--
1995	All w/ Auto Stick	102-0132	--
1995	All w/ Speed Proportional Steering (SBC)	102-0122	--
1995	All w/ Standard Steering (SBA)	102-0121	--
1994	All w/ Speed Proportional Steering (SBC)	102-0122	--
1994	All w/ Standard Steering (SBA)	102-0121	--
1993	All	102-0121	--
1992-89	All	102-0112	--
1988	4 Cyl. Eng. (Saginaw Design)	102-0101	--
1988	4 Cyl. Eng. (TRW Design)	102-0102	--
1988	6 Cyl. Eng.	102-0112	--
1987	All (Saginaw Design)	102-0101	--
1987	All (TRW Design)	102-0102	--
1986-84	All w/ Firm Feel Steering (SBB) (Saginaw Design)	102-0106	202-0107
1986-84	All w/ Firm Feel Steering (SBB) (TRW Design)	102-0107	202-0107

## Rack & Pinion

Years	Application	Power	Manual
<b>CHRYSLER (cont'd)</b>			
<b>LHS, NEW YORKER (Cont'd)</b>			
1986-84	All w/ Standard Steering (SBA) (Saginaw Design)	102-0101	202-0107
1986-84	All w/ Standard Steering (SBA) (TRW Design)	102-0102	202-0107
1983	All w/ Firm Feel Steering (SBB) (Saginaw Design)	102-0106	--
1983	All w/ Firm Feel Steering (SBB) (TRW Design)	102-0107	--
1983	All w/ Standard Steering (SBA) (Saginaw Design)	102-0101	202-0105
1983	All w/ Standard Steering (SBA) (TRW Design)	102-0102	202-0105
<b>NEON</b>			
2002	All w/ Firm Feel Steering (SBB) w/ A.T.	102-0173	--
2002	All w/ Performance Steering (SBP)	102-0159	--
2002	All w/ Standard Steering (SBA)	102-0173	--
2001	All w/ Firm Feel Steering (SBB) w/ 3 Spd. A.T., 5 Spd. M.T.	102-0159	--
2001	All w/ Firm Feel Steering (SBB) w/ 4 Spd. A.T.	102-0173	--
2001	All w/ Performance Steering (SBP)	102-0159	--
2001	All w/ Standard Steering (SBA)	102-0173	--
2000	All	102-0146	--
<b>PROWLER</b>			
2002-01	All	302-0105	--
<b>PT CRUISER</b>			
2010	All w/ Firm Feel Steering (SBB)	102-0154	--
2010	All w/ Standard Steering (SBA)	102-0174	--
2009-08	All (Exc. Turbo) w/ A.T. w/ Firm Feel Steering (SBB)	102-0154	--
2009-08	All (Exc. Turbo) w/ A.T. w/ Standard Steering (SBA)	102-0174	--
2009-08	All (Exc. Turbo) w/ M.T. w/ Firm Feel Steering (SBB)	102-0188	--
2009-08	All (Exc. Turbo) w/ M.T. w/ Standard Steering (SBA) w/ 15" Wheels	102-0189	--
2009-08	All (Exc. Turbo) w/ M.T. w/ Standard Steering (SBA) w/ 16" Wheels	102-0188	--
2009-08	All Turbo w/ A.T.	102-0168	--
2009-08	All Turbo w/ M.T.	102-0190	--
2007	All (Exc. Turbo) w/ A.T. w/ Firm Feel Steering (SBB)	102-0154	--
2007	All (Exc. Turbo) w/ A.T. w/ Standard Steering (SBA) w/ OE No. 5272722AG	102-0163	--
2007	All (Exc. Turbo) w/ A.T. w/ Standard Steering (SBA) w/ OE No. 5273806AB	102-0228	--
2007	All (Exc. Turbo) w/ M.T. w/ Firm Feel Steering (SBB)	102-0188	--
2007	All (Exc. Turbo) w/ M.T. w/ Standard Steering (SBA) w/ 15" Wheels	102-0189	--
2007	All (Exc. Turbo) w/ M.T. w/ Standard Steering (SBA) w/ 16" Wheels	102-0188	--
2007	All Turbo w/ A.T. w/ Firm Feel Steering (SBB)	102-0154	--
2007	All Turbo w/ A.T. w/ Standard Steering (SBA)	102-0168	--
2007	All Turbo w/ M.T.	102-0190	--

Years	Application	Power	Manual
<b>CHRYSLER (cont'd)</b>			
<b>PT CRUISER (Cont'd)</b>			
2006	All (Exc. Turbo) w/ A.T. w/ Firm Feel Steering (SBB)	102-0154	--
2006	All (Exc. Turbo) w/ A.T. w/ Standard Steering (SBA)	102-0163	--
2006	All (Exc. Turbo) w/ M.T. w/ Firm Feel Steering (SBB)	102-0188	--
2006	All (Exc. Turbo) w/ M.T. w/ Standard Steering (SBA) w/ 15" Wheels	102-0189	--
2006	All (Exc. Turbo) w/ M.T. w/ Standard Steering (SBA) w/ 16" Wheels	102-0188	--
2006	All Turbo w/ A.T. w/ Firm Feel Steering (SBB)	102-0154	--
2006	All Turbo w/ A.T. w/ Standard Steering (SBA)	102-0168	--
2006	All Turbo w/ M.T.	102-0190	--
2005	All (Exc. Turbo) w/ A.T. w/ Firm Feel Steering (SBB)	102-0154	--
2005	All (Exc. Turbo) w/ A.T. w/ Standard Steering (SBA)	102-0163	--
2005	All (Exc. Turbo) w/ M.T. w/ Firm Feel Steering (SBB)	102-0188	--
2005	All (Exc. Turbo) w/ M.T. w/ Standard Steering (SBA)	102-0189	--
2005	All Turbo w/ A.T.	102-0168	--
2005	All Turbo w/ M.T.	102-0190	--
2004	All w/ A.T. (Exc. Turbo)	102-0163	--
2004	All w/ A.T. Turbo	102-0168	--
2004	All w/ M.T. (Exc. Turbo)	102-0188	--
2004	All w/ M.T. Turbo	102-0190	--
2003	All w/ A.T. (Exc. Turbo) w/ 4656746AK Stamped on Rack	102-0163	--
2003	All w/ A.T. (Exc. Turbo) w/o 4656746AK Stamped on Rack	102-0154	--
2003	All w/ A.T. Turbo w/ Firm Steering (SBA)	102-0154	--
2003	All w/ A.T. Turbo w/ Standard Steering (SBA)	102-0168	--
2003	All w/ M.T.	102-0188	--
2002-01	All w/ 4 Spd. A.T. w/ Firm Feel Steering (SBB)	102-0154	--
2002-01	All w/ 4 Spd. A.T. w/ Standard Steering (SBA)	102-0175	--
2002-01	All w/ 5 Spd. M.T. w/ Standard Steering (SBA)	102-0154	--
<b>SEBRING</b>			
2010-08	All (Exc. Convertible) w/o Standard Steering (SBA)	102-0193	--
2010-08	All (Exc. Convertible), w/ Standard Steering (SBA)	102-0195	--
2010-08	All Convertible	102-0191	--
2007	All w/ Firm Feel Steering (SBB)	102-0193	--
2007	All w/ Performance Steering (SBP)	102-0193	--
2007	All w/ Standard Steering (SBA)	102-0195	--
2006	4 Cyl. Eng. w/ Firm Feel Steering (SBB)	102-0177	--
2006	6 Cyl. Eng. w/ Firm Feel Steering (SBB)	102-0158	--
2006	All w/ Performance Steering (SBP)	102-0165	--
2006	All w/ Standard Steering (SBA)	102-0158	--



## Rack & Pinion

Years	Application	Power	Manual
<b>CHRYSLER (cont'd)</b>			
<b>SEBRING (Cont'd)</b>			
2005	2.4L Eng. Coupe	102-0171	--
2005	3.0L Eng. Coupe	102-0164	--
2005	All 2.4L Eng. w/ Firm Feel Steering (SBB) (Exc. Coupe)	102-0177	--
2005	All 2.7L Eng. w/ Firm Feel Steering (SBB) (Exc. Coupe)	102-0158	--
2005	All w/ Performance Steering (SBP) (Exc. Coupe)	102-0165	--
2005	All w/ Standard Steering (SBA) (Exc. Coupe)	102-0158	--
2004	2.4L Eng. Coupe	102-0171	--
2004	2.4L Eng. w/ Firm Feel Steering (SBB) (Exc. Coupe)	102-0143	--
2004	2.4L Eng. w/ Standard Steering (SBA) (Exc. Coupe)	102-0144	--
2004	2.7L Eng. w/ Firm Feel Steering (SBB)	102-0144	--
2004	2.7L Eng. w/ Performance Steering (SBP)	102-0165	--
2004	2.7L Eng. w/ Standard Steering (SBA)	102-0158	--
2004	3.0L Eng. Coupe	102-0164	--
2003	2.4L Eng. Coupe	102-0171	--
2003	2.4L Eng. w/ Firm Feel Steering (SBB) (Exc. Coupe)	102-0177	--
2003	2.4L Eng. w/ Standard Steering (SBA) (Exc. Coupe)	102-0144	--
2003	2.7L Eng. (Exc. w/ Performance Steering, Exc. Coupe)	102-0158	--
2003	2.7L Eng. w/ Performance Steering (SBP) (Exc. Coupe)	102-0165	--
2003	3.0L Eng. Coupe	102-0164	--
2002	2.4L Eng. Coupe	102-0171	--
2002	2.4L Eng. w/ Firm Feel Steering (SBB) (Exc. Coupe)	102-0143	--
2002	2.4L Eng. w/ Standard Steering (SBA) (Exc. Coupe)	102-0144	--
2002	2.7L Eng. w/ Firm Feel Steering (SBB) w/ M.T. (Exc. Coupe)	102-0165	--
2002	2.7L Eng. w/ Firm Feel Steering (SBB), w/ A.T. (Exc. Coupe)	102-0144	--
2002	2.7L Eng. w/ Standard Feel Steering (SBA) (Exc. Coupe)	102-0158	--
2002	3.0L Eng. Coupe	102-0164	--
2001	2.4L Eng. Coupe	102-0162	--
2001	2.4L Eng. w/ Standard Steering (SBA) (Exc. Coupe)	102-0143	--
2001	2.7L Eng. w/ Firm Feel Steering (SBB) (Exc. Coupe)	102-0144	--
2001	2.7L Eng. w/ Standard Feel Steering (SBA) (Exc. Coupe)	102-0158	--
2001	3.0L Eng. Coupe	102-0164	--
2000-96	Convertible	102-0128	--
2000-96	Coupe	309-0114	--
1995	All	309-0114	--
<b>TC MASERATI</b>			
1991-89	All	102-0118	--

Years	Application	Power	Manual
<b>CHRYSLER (cont'd)</b>			
<b>TOWN &amp; COUNTRY (Station Wagon)</b>			
1988	All w/ Firm Feel Steering (SBB) (Saginaw Design)	102-0106	202-0107
1988	All w/ Firm Feel Steering (SBB) (TRW Design)	102-0107	202-0107
1988	All w/ Standard Steering (SBA) (Saginaw Design)	102-0101	202-0107
1988	All w/ Standard Steering (SBA) (TRW Design)	102-0102	202-0107
1987	All w/ Firm Feel Steering (SBB) w/ 14" Wheels (Saginaw Design)	102-0106	202-0107
1987	All w/ Firm Feel Steering (SBB) w/ 14" Wheels (TRW Design)	102-0107	202-0107
1987	All w/ Firm Feel Steering (SBB) w/ 15" Wheels	102-0110	202-0107
1987	All w/ Standard Steering (SBA) (Saginaw Design)	102-0101	202-0107
1987	All w/ Standard Steering (SBA) (TRW Design)	102-0102	202-0107
1986-84	All w/ Firm Feel Steering (SBB) (Saginaw Design)	102-0106	202-0107
1986-84	All w/ Firm Feel Steering (SBB) (TRW Design)	102-0107	202-0107
1986-84	All w/ Standard Steering (SBA) (Saginaw Design)	102-0101	202-0107
1986-84	All w/ Standard Steering (SBA) (TRW Design)	102-0102	202-0107
1983-82	All w/ Firm Feel Steering (SBB) (Saginaw Design)	102-0106	--
1983-82	All w/ Firm Feel Steering (SBB) (TRW Design)	102-0107	--
1983-82	All w/ Standard Steering (SBA) (Saginaw Design)	102-0101	202-0105
1983-82	All w/ Standard Steering (SBA) (TRW Design)	102-0102	202-0105
<b>CHRYSLER TRUCKS</b>			
<b>ASPEN</b>			
2009	All Limited	102-0198	--
2008-07	All	102-0198	--
<b>PACIFICA</b>			
2008-04	All	102-0172	--
<b>TOWN &amp; COUNTRY VAN</b>			
2013-11	All	102-0246	--
2010-08	All	102-0199	--
2007-05	All	102-0176	--
2004-01	All	102-0142	--
2000-96	All	102-0130	--
1995-91	All	102-0119	--
1990	All	102-0114	--
<b>VOYAGER, GRAND VOYAGER</b>			
2003-01	All	102-0142	--
2000	All	102-0130	--

## Rack & Pinion

Years	Application	Power	Manual
<b>DAEWOO</b>			
<b>LANOS</b>			
2002-99	All	313-0156	--
<b>LEGANZA</b>			
2002-99	All	313-0157	--
<b>NUBIRA</b>			
2002-99	All	313-0158	--
<b>DAIHATSU</b>			
<b>CHARADE</b>			
1992-90	Power Steering	313-0160	--
1992-90	Manual Steering	--	213-0107
1989-88	Manual Steering	--	213-0107
<b>DODGE</b>			
<b>2000 GTX (CANADA)</b>			
1990-89	All w/ DOHC Eng.	309-0104	--
1990-89	All w/ SOHC Eng.	309-0105	--
<b>ARIES, 400, 600</b>			
1989	All	102-0115	202-0109
1988-84	All w/ Firm Feel Steering (SBB) (Saginaw Design)	102-0106	--
1988-84	All w/ Firm Feel Steering (SBB) (TRW Design)	102-0107	--
1988-84	All w/ Standard Steering (SBA) (Saginaw Design)	102-0101	202-0107
1988-84	All w/ Standard Steering (SBA) (TRW Design)	102-0102	202-0107
1983-81	All w/ Firm Feel Steering (SBB) (Saginaw Design)	102-0106	--
1983-81	All w/ Firm Feel Steering (SBB) (TRW Design)	102-0107	--
1983-81	All w/ Standard Steering (SBA) (Saginaw Design)	102-0101	202-0105
1983-81	All w/ Standard Steering (SBA) (TRW Design)	102-0102	202-0105
<b>AVENGER</b>			
2013-11	All (Exc. 18" Wheels)	102-0195	--
2013-11	All w/ 18" Wheels	102-0193	--
2010-08	All w/ Standard Steering (SBA)	102-0195	--
2010-08	All w/o Standard Steering (SBA)	102-0193	--
2000-95	All	309-0114	--
<b>CALIBER</b>			
2012	All w/ Firm Feel Steering (SBB) (Exc. w/ 18" Wheels)	102-0250	--
2012	All w/ Firm Feel Steering (SBB) w/ 18" Wheels	102-0272	--
2012	All w/ Standard Steering (SBA)	102-0248	--
2011	All w/ Firm Feel Steering (SBB) (Exc. w/ 18" Wheels), w/ Standard Steering (SBA)	102-0203	--
2011	All w/ Firm Feel Steering (SBB) w/ 18" Wheels	102-0249	--
2011	All w/ Performance Steering (SBP)	102-0247	--
2010	2.4L Eng.	102-0204	--
2010	All (Exc. 2.4L Eng.) w/ 15" Wheels	102-0235	--
2010	All (Exc. 2.4L Eng.) w/ 17" Wheels	102-0203	--
2010	All (Exc. 2.4L Eng.) w/ 18" Wheels	102-0204	--
2009	2.4L Eng. (Exc. Turbo)	102-0204	--

Years	Application	Power	Manual
<b>DODGE (cont'd)</b>			
<b>CALIBER (Cont'd)</b>			
2009	2.4L Eng. Turbo	102-0242	--
2009	All (Exc. 2.4L Eng.) w/ 17" Wheels	102-0203	--
2009	All (Exc. 2.4L Eng.) w/ 18" Wheels	102-0204	--
2008	2.4L Eng. (Exc. Turbo)	102-0204	--
2008	2.4L Eng. Turbo	102-0205	--
2008	All (Exc. 2.4L Eng.)	102-0203	--
2007	2.4L Eng.	102-0204	--
2007	All (Exc. 2.4L Eng.)	102-0203	--
<b>CHALLENGER</b>			
2014-12	All (Exc. SRT8)	102-0252	--
2014-12	All SRT8	TBA	--
2011	All (Exc. SRT8)	102-0252	--
2011	All SRT8	102-0251	--
2010-08	All	102-0182	--
<b>CHARGER</b>			
2014-12	2WD (Exc. SRT8)	102-0252	--
2014-12	2WD SRT8	TBA	--
2014-12	AWD	TBA	--
2011	All	102-0252	--
2010-07	2WD	102-0182	--
2010-07	AWD	102-0181	--
2006	2WD w/ Police Package	102-0200	--
2006	2WD w/o Police Package	102-0182	--
2006	AWD	102-0181	--
1987-84	All (Exc. Shelby) w/ 1 Mounting Bushing w/ One Piece Housing	102-0103	202-0108
1987-84	All (Exc. Shelby) w/ 2 Mounting Bushings	102-0104	202-0108
1987-83	All Shelby Charger	102-0109	--
1983	All (Exc. Shelby) w/ 1 Mounting Bushing w/One Piece Housing	102-0103	202-0106
1983	All (Exc. Shelby) w/ 2 Mounting Bushings	102-0104	202-0106
<b>COLT (EXC. COLT VISTA)</b>			
1994-93	All	309-0116	202-0113
1992-91	All (Exc. Canada)	309-0111	--
1992-91	Canada	302-0104	209-0103
1990-89	All (Exc. Canada) Hatchback	309-0111	--
1990-89	All (Exc. Canada) Wagon	302-0104	--
1990-89	All (Exc. Canada) Wagon VIN 6th Digit is 4	--	209-0103
1990-89	Canada	302-0104	209-0103
1988-85	All	302-0102	--
1988-85	All VIN Code 4	--	209-0103
1984-81	Heavy Duty	--	202-0112
<b>COLT VISTA</b>			
1994-92	All	309-0108	--
1991-85	2WD	302-0101	--
1991-85	4WD	302-0103	--
1984	All	302-0101	--
<b>DAYTONA</b>			
1993-92	All w/ Firm Feel Steering (SBB) w/ 14" or 15" Wheels	102-0118	--
1993-92	All w/ Firm Feel Steering (SBB) w/ 16" Wheels w/ 3 Speed A.T.	102-0133	--

# Rack & Pinion

Years	Application	Power	Manual
<b>DODGE (cont'd)</b>			
<b>DAYTONA (Cont'd)</b>			
1993-92	All w/ Firm Feel Steering (SBB) w/ 16" Wheels w/ 4 Speed A.T.	102-0124	--
1993-92	All w/ Firm Feel Steering (SBB) w/ 16" Wheels w/ M.T.	102-0133	--
1993-92	All w/ Standard Steering (SBA) w/ 14" Wheels	102-0116	--
1991	All w/ 14" Wheels	102-0116	--
1991	All w/ 15" Wheels (P205/60R15)	102-0116	--
1991	All w/ 16" Wheels (P205/55R16)	102-0138	--
1990	All	102-0118	--
1989	All w/ 14" Wheels	102-0117	--
1989	All w/ 15" Wheels	102-0118	--
1988-84	All w/ 14" Wheels (Saginaw Design)	102-0106	202-0107
1988-84	All w/ 14" Wheels (TRW Design)	102-0107	202-0107
1988-84	All w/ 15" Wheels	102-0110	202-0107
<b>DYNASTY</b>			
1993-88	All	102-0112	--
<b>INTREPID</b>			
2004-02	All w/ Performance Steering (SBP)	102-0139	--
2004-02	All w/ Standard Steering (SBA)	102-0139	--
2001	All w/o Speed Proportional Steering (SBC)	102-0139	--
2000-98	All w/ Speed Proportional Steering (SBC)	102-0140	--
2000-98	All w/o Speed Proportional Steering (SBC)	102-0139	--
1997-96	All w/ Speed Proportional Steering (SBC)	102-0132	--
1997-96	All w/ Standard Steering (SBA)	102-0131	--
1995	All w/ Auto Stick	102-0132	--
1995	All w/ Speed Proportional Steering (SBC)	102-0122	--
1995	All w/ Standard Steering (SBA)	102-0121	--
1994	All w/ Speed Proportional Steering (SBC)	102-0122	--
1994	All w/ Standard Steering (SBA)	102-0121	--
1993	All	102-0121	--
<b>LANCER</b>			
1989	All w/ 14" Wheels	102-0117	--
1989	All w/ 15" Wheels	102-0118	--
1988-85	All w/ 14" Wheels (Saginaw Design)	102-0106	--
1988-85	All w/ 14" Wheels (TRW Design)	102-0107	--
1988-85	All w/ 15" Wheels	102-0110	--
<b>MAGNUM</b>			
2008-07	2WD	102-0182	--
2008-07	AWD	102-0181	--
2006	2WD w/ Police Package	102-0200	--
2006	2WD w/o Police Package	102-0182	--
2006	AWD	102-0181	--
2005	2WD	102-0184	--
2005	AWD	102-0181	--
<b>MONACO, ROYAL MONACO, POLARA, 880, CUSTOM 880</b>			
1992-90	Monaco	102-0113	--
<b>NEON, SRT-4</b>			
2005-04	All w/ Performance Steering (SBP) (Exc. SRT-4)	102-0159	--
2005-04	All w/ Performance Steering (SBP) SRT-4	102-0201	--
2005-04	All w/ Standard Steering (SBA) w/ 4 Spd. A.T.	102-0174	--

Years	Application	Power	Manual
<b>DODGE (cont'd)</b>			
<b>NEON, SRT-4 (Cont'd)</b>			
2005-04	All w/ Standard Steering (SBA) w/ 5 Spd. M.T.	102-0173	--
2003	All w/ Firm Feel Steering (SBB) w/ A.T. w/ 4 Spd. A.T.	102-0173	--
2003	All w/ Firm Feel Steering (SBB) w/ M.T.	102-0159	--
2003	All w/ Performance Steering (SBP) (Exc. SRT-4)	102-0159	--
2003	All w/ Performance Steering (SBP) SRT-4	102-0201	--
2003	All w/ Standard Steering (SBA)	102-0173	--
2002	All w/ Firm Feel Steering (SBB) w/ A.T.	102-0173	--
2002	All w/ Performance Steering (SBP)	102-0159	--
2002	All w/ Standard Steering (SBA)	102-0173	--
2001	All w/ Firm Feel Steering (SBB) w/ 3 Spd. A.T., 5 Spd. M.T.	102-0159	--
2001	All w/ Firm Feel Steering (SBB) w/ 4 Spd. A.T.	102-0173	--
2001	All w/ Performance Steering (SBP)	102-0159	--
2001	All w/ Standard Steering (SBA)	102-0173	--
2000	All	102-0146	--
1999-98	All w/ Firm Feel Steering (SBB)	102-0135	--
1999-98	All w/ Standard Steering (SBA)	102-0136	--
1997	All w/ Firm Feel Steering (SBB)	102-0126	--
1997	All w/ Standard Steering (SBA) (Before 10/14/96)	102-0125	--
1997	All w/ Standard Steering (SBA) (From 10/14/96)	102-0136	--
1996-95	All w/ Firm Feel Steering (SBB)	102-0126	202-0114
1996-95	All w/ Standard Steering (SBA)	102-0125	202-0114
<b>OMNI</b>			
1990-88	All (TRW Design)	102-0105	202-0108
1987-85	All (Exc. GLH or High Performance) w/ 1 Mounting Bushing w/ One Piece Housing	102-0103	202-0108
1987-85	All (Exc. GLH or High Performance) w/ 2 Mounting Bushings	102-0104	202-0108
1987-85	All GLH or High Performance	102-0109	202-0108
1987-85	All w/ 2 Mounting Bushings	102-0104	202-0108
1987-85	All w/o Performance Suspension w/ 1 Mounting Bushing w/o Mounting Bushing Groove	102-0166	--
1984	All (Exc. GLH or High Performance) w/ 1 Mounting Bushing w/ One Piece Housing	102-0103	202-0108
1984	All (Exc. GLH or High Performance) w/ 2 Mounting Bushings	102-0104	202-0108
1984	All GLH or High Performance	102-0109	202-0108
1984	All w/ 2 Mounting Bushings	102-0104	202-0108
1983-78	All w/ 1 Mounting Bushing w/ One Piece Housing	102-0103	202-0106
<b>SHADOW</b>			
1994-92	All w/ 14" Wheels	102-0118	--
1994-92	All w/ 15" Wheels	102-0116	--
1991	All w/ Firm Feel Steering (SBB)	102-0116	--
1991	All w/ Standard Steering (SBA)	102-0118	--
1990	All w/ Firm Feel Steering (SBB) w/ 3 Speed A.T.	102-0117	--
1990	All w/ Firm Feel Steering (SBB) w/ 4 Speed A.T.	102-0118	--

## Rack & Pinion

Years	Application	Power	Manual
<b>DODGE (cont'd)</b>			
<b>SHADOW (Cont'd)</b>			
1990	All w/ Firm Feel Steering (SBB) w/ M.T.	102-0117	--
1990	All w/ Standard Steering (SBA)	102-0116	--
1989	All w/ Firm Feel Steering (SBB)	102-0117	202-0109
1989	All w/ Standard Steering (SBA)	102-0116	202-0109
1988-86	All w/ Firm Feel Steering (SBB) (Saginaw Design)	102-0101	202-0107
1988-86	All w/ Firm Feel Steering (SBB) (TRW Design)	102-0107	202-0107
1988-86	All w/ Standard Steering (SBA) (Saginaw Design)	102-0101	202-0107
1988-86	All w/ Standard Steering (SBA) (TRW Design)	102-0102	202-0107
<b>SPIRIT</b>			
1995	All	102-0116	--
1994-92	All w/ Firm Feel Steering (SBB)	102-0118	--
1994-92	All w/ Standard Steering (SBA) w/ 14" Wheels	102-0116	--
1994-92	All w/ Standard Steering (SBA) w/ 15" Wheels	102-0118	--
1991	All w/ Firm Feel Steering (SBB) w/ 14" Wheels	102-0116	--
1991	All w/ Firm Feel Steering (SBB) w/ 15" Wheels	102-0118	--
1991	All w/ Standard Steering (SBA)	102-0112	--
1990	All w/ Firm Feel Steering (SBB) w/ 14" Wheels w/ 3 Speed A.T.	102-0117	--
1990	All w/ Firm Feel Steering (SBB) w/ 14" Wheels w/ 4 Speed A.T.	102-0118	--
1990	All w/ Firm Feel Steering (SBB) w/ 14" Wheels w/ M.T.	102-0117	--
1990	All w/ Firm Feel Steering (SBB) w/ 15" Wheels	102-0118	--
1990	All w/ Standard Steering (SBA)	102-0137	--
1989	All w/ 14" Wheels w/ 3 Speed A.T.	102-0117	--
1989	All w/ 14" Wheels w/ 4 Speed A.T.	102-0118	--
1989	All w/ 14" Wheels w/ M.T.	102-0117	--
1989	All w/ 15" Wheels	102-0118	--
<b>STEALTH</b>			
1996-94	All (Exc. Turbo)	309-0106	--
1996-94	Turbo (Front Steering Rack)	--	--
1993-91	All (Exc. Turbo)	309-0106	--
1993-91	Turbo (Front Steering Rack)	--	--
<b>STRATUS</b>			
2006	4 Cyl. Eng. w/ Firm Feel Steering (SBB)	102-0177	--
2006	6 Cyl. Eng. w/ Firm Feel Steering (SBB)	102-0158	--
2006	All (w/ Performance Steering (SBP))	102-0165	--
2006	All (w/ Standard Steering (SBA))	102-0158	--
2005	2.4L Coupe	102-0162	--
2005	3.0L Coupe	102-0164	--
2005	Sedan 2.7L Eng. w/ Firm Feel Steering (SBB)	102-0158	--
2005	Sedan w/ Performance Steering (SBP)	102-0165	--
2005	Sedan w/ Standard Steering (SBA)	102-0158	--
2004	2.4L Coupe	102-0162	--
2004	3.0L Coupe	102-0164	--

Years	Application	Power	Manual
<b>DODGE (cont'd)</b>			
<b>STRATUS (Cont'd)</b>			
2004	Sedan 2.4L Eng. w/ Firm Feel Steering (SBB)	102-0143	--
2004	Sedan 2.4L Eng. w/ Standard Steering (SBA)	102-0144	--
2004	Sedan 2.7L Eng. w/ Firm Feel Steering (SBB)	102-0144	--
2004	Sedan 2.7L Eng. w/ Standard Steering (SBA)	102-0158	--
2004	Sedan w/ Performance Steering (SBP)	102-0165	--
2003	2.4L Coupe	102-0162	--
2003	3.0L Coupe	102-0164	--
2003	Sedan 2.4L Eng. w/ Standard Steering (SBA)	102-0144	--
2003	Sedan 2.7L Eng. (Exc. w/ Performance Steering (SBP))	102-0158	--
2003	Sedan w/ Performance Steering (SBP)	102-0165	--
2002	2.4L Coupe	102-0162	--
2002	3.0L Coupe	102-0164	--
2002	Sedan 2.4L Eng. w/ Firm Feel Steering (SBB)	102-0143	--
2002	Sedan 2.4L Eng. w/ Standard Steering (SBA)	102-0144	--
2002	Sedan 2.7L Eng. w/ Firm Feel Steering (SBB) w/ M.T.	102-0165	--
2002	Sedan 2.7L Eng. w/ Firm Feel Steering (SBB), w/ A.T.	102-0144	--
2002	Sedan 2.7L Eng. w/ Standard Steering (SBA)	102-0158	--
2001	2.4L Coupe	102-0162	--
2001	3.0L Coupe	102-0164	--
2001	Sedan 2.4L Eng. w/ Standard Steering (SBA)	102-0143	--
2001	Sedan 2.7L Eng. w/ Firm Feel Steering (SBB)	102-0144	--
2001	Sedan 2.7L Eng. w/ Standard Steering (SBA)	102-0158	--
2000-98	4 Cyl. Eng.	102-0141	--
2000-98	6 Cyl. Eng.	102-0128	--
1997	All w/ Speed Proportional Steering (SBC) (Before 1/7/97)	102-0129	--
1997	All w/ Speed Proportional Steering (SBC) (From 1/7/97)	102-0128	--
1997	All w/ Standard Steering (SBA)	102-0128	--
1996-95	All w/ Speed Proportional Steering (SBC)	102-0129	--
1996-95	All w/ Standard Steering (SBA)	102-0128	--
<b>SX 2.0 (CANADA)</b>			
2005-04	All w/ Performance Steering (SBP)	102-0159	--
2005-04	All w/ Standard Steering (SBA) w/ 4 Spd. A.T.	102-0174	--
2005-04	All w/ Standard Steering (SBA) w/ 5 Spd. M.T.	102-0173	--
2003	All w/ Firm Feel Steering (SBB) w/ A.T. w/ 4 Spd. A.T.	102-0173	--
2003	All w/ Firm Feel Steering (SBB) w/ M.T.	102-0159	--
2003	All w/ Performance Steering (SBP)	102-0159	--
2003	All w/ Standard Steering (SBA)	102-0173	--

## Rack & Pinion

Years	Application	Power	Manual
<b>DODGE (cont'd)</b>			
<b>VIPER</b>			
2010	All	102-0233	--
2009-03	All	102-0202	--
2002-92	All	102-0145	--
<b>DODGE TRUCKS</b>			
<b>CARAVAN, GRAND CARAVAN, MINI RAM, ROYAL MINI RAM</b>			
2013-11	All	102-0246	--
2010-08	All	102-0199	--
2007-05	All	102-0176	--
2004-01	All	102-0142	--
2000-96	All	102-0130	--
1995-91	All	102-0119	--
1990-89	All	102-0114	--
1988-84	All	102-0108	202-0111
<b>DAKOTA</b>			
2011	All	102-0253	--
2010-05	All	102-0206	--
2004-00	2WD	102-0134	--
2004-00	4WD	102-0153	--
1999-97	2WD	102-0134	--
1996-94	2WD	102-0123	202-0115
1993-91	2WD	102-0120	--
1990-86	2WD	102-0111	202-0110
<b>DURANGO</b>			
2015-12	6 Cyl. Eng. w/ Perf Steering (SBP)	102-0258	--
2015-12	6 Cyl. Eng. w/ Standard Steering (SBA), 2WD	102-0259	--
2015-12	6 Cyl. Eng. w/ Standard Steering (SBA), AWD	102-0260	--
2015-12	8 Cyl. Eng. w/ Perf Steering (SBP)	102-0257	--
2015-12	8 Cyl. Eng. w/ Standard Steering (SBA)	102-0260	--
2011	6 Cyl. Eng. w/ Perf Steering (SBP)	102-0254	--
2011	6 Cyl. Eng. w/ Standard Steering (SBA), 2WD	102-0256	--
2011	6 Cyl. Eng. w/ Standard Steering (SBA), AWD	102-0260	--
2011	8 Cyl. Eng. w/ Perf Steering (SBP)	102-0255	--
2011	8 Cyl. Eng. w/ Standard Steering (SBA)	102-0260	--
2009	All (Exc. Limited Hybrid)	102-0198	--
2008-07	All	102-0198	--
2006-04	All w/ 15mm Tie Rods (Rack Tagged 52855758)	102-0198	--
2006-04	All w/ 16mm Tie Rods (Rack Tagged 52113237)	102-0178	--
2003-00	2WD	102-0134	--
2003-00	4WD	102-0153	--
1999	2WD	102-0134	--
<b>JOURNEY</b>			
2012	All w/ Firm Feel Steering (SBB)	102-0264	--
2012	All w/ Perf Steering (SBP), w/ TRD Tires, w/ TVK Tires	102-0265	--
2012	All w/ Perf Steering (SBP), w/ TWV Tires	102-0266	--
2011	All w/ Firm Feel Steering (SBB)	102-0261	--
2011	All w/ Perf Steering (SBP), w/ TRD Tires, w/ TVK Tires	102-0263	--

Years	Application	Power	Manual
<b>DODGE TRUCKS (cont'd)</b>			
<b>JOURNEY (Cont'd)</b>			
2011	All w/ Perf Steering (SBP), w/ TWV Tires	102-0262	--
2010	AWD, w/ Standard Steering (SBA)	102-0238	--
2010	FWD, w/ Standard Steering (SBA)	102-0227	--
2010	FWD, w/o Standard Steering (SBB, SBP)	102-0226	--
2009	All w/ Standard Steering (SBA)	102-0227	--
2009	All w/o Standard Steering (SBB, SBP)	102-0226	--
<b>NITRO</b>			
2012-07	All	102-0207	--
<b>R SERIES PICKUP (2WD &amp; 4WD)</b>			
2012	R1500	102-0209	--
2011-09	R1500 (Extended Crew Cab)	102-0208	--
2011-09	R1500 (Standard Cab, Crew Cab)	102-0209	--
2011-09	R2500, 3500 - 2WD	102-0208	--
2008-07	R1500 (Extended Crew Cab), 2WD	102-0208	--
2008-07	R1500 (Standard Cab, Crew Cab)	102-0209	--
2008-07	R2500, 3500 - 2WD	102-0208	--
2006	R1500 (Exc. SRT10)(Extended Crew Cab), 2WD	102-0209	--
2006	R1500 (Exc. SRT10)(Standard Cab, Crew Cab)	102-0209	--
2006	R1500 SRT10	102-0210	--
2006	R2500, 3500 - 2WD	102-0170	--
2005-03	R1500, 2WD	102-0170	--
2005-03	R1500, 4WD	102-0169	--
2005-03	R2500, 3500 - 2WD	102-0170	--
2002	R1500, 2WD	102-0170	--
2002	R1500, 4WD	102-0169	--
<b>RAMPAGE</b>			
1984	All (Exc. High Performance) w/ 1 Mounting Bushing w/ One Piece Housing	102-0103	202-0108
1984	All High Performance	102-0109	202-0108
1984	All w/ 2 Mounting Bushings	102-0104	202-0108
1983-82	All w/ 1 Mounting Bushing w/ One Piece Housing	102-0103	202-0106
1983-82	All w/ 2 Mounting Bushings	102-0104	202-0106
<b>SPRINTER 2500</b>			
2009-07	All	102-0229	--
2006-03	All	102-0218	--
<b>SPRINTER 3500</b>			
2009-07	All	102-0229	--
2006-03	All	102-0218	--
<b>EAGLE</b>			
<b>2000 GTX (CANADA)</b>			
1993	All	309-0105	--
1992	2WD w/ DOHC Eng.	309-0104	--
1992	2WD w/ SOHC Eng.	309-0105	--
1992	AWD w/ A.T.	309-0113	--
1992	AWD w/ M.T.	309-0105	--
1992	FWD w/ DOHC Eng.	309-0104	--
1992	FWD w/ SOHC Eng.	309-0105	--
1991	DOHC Eng.	309-0104	--
1991	SOHC Eng.	309-0105	--

## Rack & Pinion

Years	Application	Power	Manual
<b>EAGLE (cont'd)</b>			
<b>MEDALLION</b>			
1989-88	All	309-0107	209-0107
<b>PREMIER</b>			
1992-88	All	102-0113	--
<b>SUMMIT</b>			
1996-95	Sedan, VIN 6th Digit is 1 or 2	309-0116	202-0113
1996-95	Wagon	309-0108	--
1994-93	Sedan, VIN 6th Digit is 1 or 2	309-0116	202-0113
1994-93	Sedan, VIN 6th Digit is 3 or 4	309-0116	--
1994-93	Wagon	309-0108	--
1992	Sedan	309-0111	--
1992	Wagon	309-0108	--
1991-89	All	309-0111	209-0101
<b>TALON</b>			
1998-95	All	309-0114	--
1994-93	AWD (Exc. Turbo)	309-0113	209-0106
1994-93	AWD Turbo w/ A.T.	309-0117	209-0106
1994-93	AWD Turbo w/ M.T.	309-0113	209-0106
1994-93	FWD	309-0113	209-0106
1992	AWD	309-0117	209-0106
1992	FWD	309-0113	209-0106
1991	AWD	309-0117	209-0106
1991	FWD	309-0105	209-0106
1990	AWD	309-0113	209-0106
1990	FWD	309-0105	209-0106
<b>VISION</b>			
1997-96	All w/ Speed Proportional Steering (SBC)	102-0132	--
1997-96	All w/ Standard Steering (SBA)	102-0131	--
1995	All w/ Auto Stick	102-0132	--
1995	All w/ Speed Proportional Steering (SBC)	102-0122	--
1995	All w/ Standard Steering (SBA)	102-0121	--
1994	All w/ Speed Proportional Steering (SBC)	102-0122	--
1994	All w/ Standard Steering (SBA)	102-0121	--
1993	All	102-0121	--
<b>FIAT</b>			
<b>128</b>			
1979-71	Manual Steering	--	213-0106
<b>BRAVA, 131</b>			
1981-79	All	313-0116	--
<b>STRADA</b>			
1983-79	Manual Steering	--	213-0108
<b>X 1/9</b>			
1983-74	Manual Steering	--	213-0106
<b>FORD</b>			
<b>ASPIRE</b>			
1997-94	All	101-0146	--
<b>CONTOUR</b>			
2000-99	All w/ 16" Tires	101-0139	--
2000-99	All w/ P185/70R14 Tires	101-0134	--
2000-99	All w/ P195/65R14 or P205/60R15 Tires	101-0119	--
1998	All w/ 14" or 15" Tires	101-0119	--
1998	All w/ 16" Tires	101-0139	--
1997-95	All	101-0119	--

Years	Application	Power	Manual
<b>FORD (cont'd)</b>			
<b>CROWN VICTORIA, COUNTRY SQUIRE, LTD (Full Size)</b>			
2011-08	All	101-0226	--
2007-03	All, Supplied w/ EVO Component	101-0162P	--
2007-03	All, Supplied w/o EVO Component	101-0162	--
<b>ESCORT, EXP, ZX2</b>			
2003-97	All	101-0125	--
1996-94	All	101-0125	201-0117
1993-91	1.8L Eng.	101-0126	201-0117
1993-91	1.9L Eng.	101-0125	201-0117
1990	All w/ Flat-Sided Input Shaft	101-0125	201-0111
1990	All w/ Splined Input Shaft	101-0113	201-0111
1989-87	All	101-0113	201-0111
1986-81	All	101-0109	201-0111
<b>FAIRMONT</b>			
1983-82	All w/ Performance Suspension	101-0111	--
1983-82	All w/o Performance Suspension (Ford Design)	101-0107	201-0110
1983-82	All w/o Performance Suspension (TRW Design)	101-0108	201-0110
1981-80	All w/ Performance Suspension	101-0111	--
1981-80	All w/o Performance Suspension (Ford Design)	101-0104	201-0109
1981-80	All w/o Performance Suspension (TRW Design)	101-0105	201-0109
1979	All (Ford Design)	101-0102	201-0109
1979	All (TRW Design)	101-0103	201-0109
1978	All (Ford Design)	101-0102	--
1978	All (TRW Design)	101-0103	--
<b>FESTIVA</b>			
1993-90	Power Steering	101-0159	--
1993-90	Manual Steering	--	201-0120
1989-88	Manual Steering	--	201-0119
<b>FIESTA</b>			
1980-78	All	--	201-0115
<b>FIVE HUNDRED</b>			
2007-05	All	101-0204	--
<b>FOCUS</b>			
2011-09	All w/ Fixed Ratio Steering	101-0218	--
2011-09	All w/ Variable Ratio Steering	101-0255	--
2008-07	All	101-0218	--
2006	All (Before 12/5/05)	101-0142	--
2006	All (From 12/5/05)	101-0218	--
2005	All	101-0142	--
2004-02	All (Exc. Piranah, SVT)	101-0142	--
2004-02	Piranah, SVT	101-0217	--
2001-00	All	101-0142	--
<b>FUSION</b>			
2012-10	All (Exc. Sport) (Electronic Steering)	201-0130E	--
2012-10	All Sport (Hydraulic Steering)	101-0257	--
2009-06	All w/ 16" Tires	101-0227	--
2009-06	All w/ 17" Tires	101-0228	--
<b>GRANADA</b>			
1982	6 Cyl. Eng. w/ Performance Suspension	101-0111	--
1982	6 Cyl. Eng. w/o Performance Suspension (Ford Design)	101-0107	201-0110

# Rack & Pinion

Years	Application	Power	Manual
<b>FORD (cont'd)</b>			
<b>GRANADA (Cont'd)</b>			
1982	6 Cyl. Eng. w/o Performance Suspension (TRW Design)	101-0108	201-0110
1981	All Eng. w/ Performance Suspension	101-0111	--
1981	All w/o Performance Suspension (Ford Design)	101-0104	201-0109
1981	All w/o Performance Suspension (TRW Design)	101-0105	201-0109
<b>GT</b>			
2006-05	All	101-0229	--
<b>LTD (Mid Size)</b>			
1986-84	LTD w/ Performance Suspension	101-0111	--
1986-84	LTD w/o Performance Suspension (Ford Design) w/ 1 Piece Mounting Bushing	101-0107	--
1986-84	LTD w/o Performance Suspension (Ford Design) w/ 2 Piece Mounting Bushing	101-0106	--
1986-84	LTD w/o Performance Suspension (TRW Design)	101-0108	--
1983	LTD w/ Performance Suspension	101-0111	--
1983	LTD w/o Performance Suspension (Ford Design) w/ 1 Piece Mounting Bushing	101-0107	201-0110
1983	LTD w/o Performance Suspension (Ford Design) w/ 2 Piece Mounting Bushing	101-0108	201-0110
<b>MUSTANG, MUSTANG II</b>			
2011	All (Exc. Shelby GT500) w/ 17" Wheels (Hydraulic Rack)	101-0200	--
2011	All (Exc. Shelby GT500) w/ 18" Wheels (Hydraulic Rack)	101-0201	--
2011	All (Exc. Shelby GT500) w/ 19" or 20" Wheels (Hydraulic Rack)	101-0230	--
2011	All Shelby GT500 (Hydraulic Rack)	101-0230	--
2010	All (Exc. Shelby GT500) w/ 17" Wheels	101-0200	--
2010	All (Exc. Shelby GT500) w/ 18" Wheels	101-0201	--
2010	All (Exc. Shelby GT500) w/ 19" Wheels	101-0230	--
2010	All Shelby GT500	101-0230	--
2009	All (Exc. Shelby GT500) w/ 16" Wheels	101-0200	--
2009	All (Exc. Shelby GT500) w/ 17" Wheels	101-0201	--
2009	All (Exc. Shelby GT500) w/ 18" Wheels	101-0230	--
2009	All Shelby GT500	101-0230	--
2008-06	All w/ 16" Wheels	101-0200	--
2008-06	All w/ 17" Wheels	101-0201	--
2008-06	All w/ 18" Wheels (Exc. Shelby GT500)	101-0230	--
2005	All (Exc. GT)	101-0200	--
2005	All GT	101-0201	--
2004-03	6 Cyl. Eng.	101-0140	--
2004-03	8 Cyl. Eng. (Exc. Cobra)	101-0133	--
2004-03	8 Cyl. Eng. Cobra (Exc. 10th Anniversary)	101-0231	--
2002	6 Cyl. Eng.	101-0140	--
2002	8 Cyl. Eng.	101-0133	--
2001	6 Cyl. Eng.	101-0140	--
2001	8 Cyl. Eng. (Exc. Cobra)	101-0133	--
2001	8 Cyl. Eng. Cobra	101-0241	--
2000-99	6 Cyl. Eng.	101-0140	--
2000-99	8 Cyl. Eng. (Exc. Cobra)	101-0133	--
1998-97	All	101-0128	--
1996-94	All	101-0116	--

Years	Application	Power	Manual
<b>FORD (cont'd)</b>			
<b>MUSTANG, MUSTANG II (Cont'd)</b>			
1993-90	All w/ Performance Suspension	101-0111	--
1993-90	All w/o Performance Suspension (Ford Design) w/1 Piece Mounting Bushing	101-0107	--
1993-90	All w/o Performance Suspension (Ford Design) w/2 Piece Mounting Bushing	101-0106	--
1993-90	All w/o Performance Suspension (TRW Design)	101-0108	--
1989-85	All w/ Performance Suspension	101-0111	201-0110
1989-85	All w/o Performance Suspension (Ford Design) w/1 Piece Mounting Bushing	101-0107	201-0110
1989-85	All w/o Performance Suspension (Ford Design) w/2 Piece Mounting Bushing	101-0106	201-0110
1989-85	All w/o Performance Suspension (TRW Design)	101-0108	201-0110
1984-82	All w/ Performance Suspension	101-0111	201-0110
1984-82	All w/o Performance Suspension (Ford Design)	101-0107	201-0110
1984-82	All w/o Performance Suspension (TRW Design)	101-0108	201-0110
1981-80	All w/ Performance Suspension	101-0111	--
1981-80	All w/o Performance Suspension (Ford Design)	101-0104	201-0109
1981-80	All w/o Performance Suspension (TRW Design)	101-0105	201-0109
1979	All (Ford Design)	101-0102	201-0109
1979	All (TRW Design)	101-0103	201-0109
1978-74	All (Complete Rack)	101-0101	201-0108
<b>PINTO</b>			
1980-74	All w/ 1 1/4" Input Shaft	101-0101	201-0108
1980-74	All w/ 2 1/4" Input Shaft (TRW Design)	101-0103	201-0108
1980-74	All w/ 2" Input Shaft (Ford Design)	101-0102	201-0108
1973	All	--	201-0113
1972-71	All	--	201-0112
<b>PROBE</b>			
1997-93	All	101-0145	--
1992-90	4 Cyl. Eng. (Exc. Turbo)	308-0108	--
1992-90	4 Cyl. Eng. Turbo	308-0106	--
1992-90	6 Cyl. Eng.	301-0102	--
1989	All (Exc. Turbo)	308-0108	--
1989	Turbo	308-0106	--
<b>TAURUS</b>			
2012-11	All (Exc. SHO), w/ Hydraulic Rack	101-0232	--
2010-08	All	101-0232	--
2007-00	All	101-0141	--
1999	All (Exc. SHO) w/ 15" Wheels	101-0137	--
1999	All (Exc. SHO) w/ 16" Wheels	101-0136	--
1999	All SHO, Supplied w/ EVO Component	301-0103P	--
1999	All SHO, Supplied w/o EVO Component	301-0103	--
1998-96	All (Exc. SHO)	101-0127	--
1998-96	All SHO, Supplied w/ EVO Component	301-0103P	--
1998-96	All SHO, Supplied w/o EVO Component	301-0103	--
1995-93	All (Exc. SHO & Police) w/ Variable Assist (3 Ports)	101-0122	--
1995-93	All (Exc. SHO & Police) w/o Variable Assist (2 Ports)	101-0114	--

## Rack & Pinion

Years	Application	Power	Manual
<b>FORD (cont'd)</b>			
<b>TAURUS (Cont'd)</b>			
1995-93	All Police	101-0114	--
1995-93	All SHO	101-0122	--
1992-90	All (Exc. SHO & Police) w/ Variable Assist (3 Ports)	101-0122	--
1992-90	All (Exc. SHO & Police) w/o Variable Assist (2 Ports)	101-0114	--
1992-90	All Police	101-0114	--
1992-90	All SHO	101-0123	--
1989	All (Exc. SHO)	101-0114	--
1989	All SHO	101-0123	--
1988	All	101-0114	--
1987	All (Before 2/87)	101-0110	--
1987	All (From 2/87)	101-0114	--
1986	All	101-0110	--
<b>TEMPO</b>			
1994-90	All	101-0113	--
1989-87	All (Ford Design)	101-0113	--
1989-87	All (TRW Design) (Production Code SPR-BA through DX)	101-0109	--
1986-84	All	101-0109	201-0111
<b>THUNDERBIRD</b>			
2005-04	All, Supplied w/ EVO Component	101-0205P	--
2005-04	All, Supplied w/o EVO Component	101-0205	--
2003	All (Before 11/18/02), Supplied w/ EVO Component	101-0147P	--
2003	All (Before 11/18/02), Supplied w/o EVO Component	101-0147	--
2003	All (From 11/18/02), Supplied w/ EVO Component	101-0205P	--
2003	All (From 11/18/02), Supplied w/o EVO Component	101-0205	--
2002	All, Supplied w/ EVO Component	101-0147P	--
2002	All, Supplied w/o EVO Component	101-0147	--
1997-89	All	101-0115	--
1988-84	All w/ Performance Suspension	101-0111	--
1988-84	All w/o Performance Suspension (Ford Design) w/1 Piece Mounting Bushing	101-0107	--
1988-84	All w/o Performance Suspension (Ford Design) w/2 Piece Mounting Bushing	101-0106	--
1988-84	All w/o Performance Suspension (TRW Design)	101-0108	--
1983-80	All w/ Performance Suspension	101-0111	--
1983-80	All w/o Performance Suspension (Ford Design)	101-0107	--
1983-80	All w/o Performance Suspension (TRW Design)	101-0108	--
<b>FORD TRUCKS</b>			
<b>AEROSTAR</b>			
1997-90	All	101-0112	--
1989-86	All	101-0112	201-0114
<b>EDGE</b>			
2014-11	All (Hydraulic Steering) (Exc. 22" Wheels)	101-0249	--
2014-11	All (Hydraulic Steering) w/ 22" Wheels	101-0258	--
2010-09	All (Exc. 22" Wheels)	101-0249	--

Years	Application	Power	Manual
<b>FORD TRUCKS (cont'd)</b>			
<b>EDGE (Cont'd)</b>			
2010-09	All w/ 22" Wheels	101-0233	--
2008-07	All	101-0249	--
<b>ESCAPE</b>			
2012-10	All (Exc. Hybrid) (Electronic Steering)	201-0128	--
2012-10	All Hybrid (Electronic Steering)	201-0129	--
2009	All (Exc. Hybrid) (Before 6/3/09) (Electronic Steering)	201-0122	--
2009	All (Exc. Hybrid) (From 6/3/09) (Electronic Steering)	201-0128	--
2009	All Hybrid (Before 6/3/09) (Electronic Steering)	201-0121	--
2009	All Hybrid (From 6/3/09) (Electronic Steering)	201-0129	--
2008	All (Exc. Hybrid) (Electronic Steering)	201-0122	--
2008	All Hybrid (Electronic Steering)	201-0121	--
2007	All w/ Electronic Power Steering (Exc. Hybrid)	201-0122	--
2007	All w/ Electronic Power Steering Hybrid	201-0121	--
2007	All w/ Hydraulic Power Steering (Exc. P235 Tires)	101-0219	--
2007	All w/ Hydraulic Power Steering w/ P235 Tires	101-0220	--
2006-05	All (Exc. P235 Tires)	101-0219	--
2006-05	All, P235 Tires	101-0220	--
2004	All (Before 12/22/03) (Exc. P235 Tires)	101-0150	--
2004	All (Before 12/22/03), P235 Tires	101-0170	--
2004	All (From 12/22/03) (Exc. P235 Tires)	101-0219	--
2004	All (From 12/22/03), P235 Tires	101-0220	--
2003-01	All (Exc. P235 Tires)	101-0150	--
2003-01	All, P235 Tires	101-0170	--
<b>EXPEDITION</b>			
2014-11	All	101-0264	--
2010-09	All	101-0236	--
2008-07	All	101-0234	--
2006-04	All	101-0203	--
2003	All (Before 7/15/02)	101-0210	--
2003	All (From 7/15/02)	101-0203	--
<b>EXPLORER (Includes Sport, Sport Trac)</b>			
2010-06	All	101-0221	--
2005-04	All (Exc. Sport Trac) (Exc. RHD) 4.0L SOHC Eng.	101-0180	--
2005-04	All (Exc. Sport Trac) (Exc. RHD) 4.6L SOHC Eng.	101-0179	--
2005-04	All (Exc. Sport Trac) (RHD)	101-0209	--
2005-04	Sport Trac	101-0152	--
2003	All (Exc. Sport / Sport Trac) (Exc. RHD) 4.0L SOHC Eng.	101-0180	--
2003	All (Exc. Sport / Sport Trac) (Exc. RHD) 4.6L SOHC Eng.	101-0179	--
2003	All (Exc. Sport / Sport Trac) (RHD)	101-0209	--
2003	Sport	101-0148	--
2003	Sport Trac	101-0152	--
2002	All (Exc. Sport / Sport Trac) (Exc. RHD) 4.0L SOHC Eng.	101-0180	--



## Rack & Pinion

Years	Application	Power	Manual
<b>FORD TRUCKS (cont'd)</b>			
<b>EXPLORER (Includes Sport, Sport Trac) (Cont'd)</b>			
2002	All (Exc. Sport / Sport Trac) (Exc. RHD) 4.6L SOHC Eng.	101-0179	--
2002	Sport (Before 9/1/01)	101-0208	--
2002	Sport (From 9/1/01)	101-0148	--
2002	Sport Trac (From 9/1/01)	101-0152	--
2001	All (Exc. Sport / Sport Trac) (Exc. RHD)	101-0129	--
2001	All (Exc. Sport / Sport Trac) (RHD)	101-0224	--
2001	Sport (Before 4/7/01)	101-0132	--
2001	Sport (From 4/7/01)	101-0153	--
2001	Sport Trac (Before 4/1/01)	101-0129	--
2000-98	All (Exc. RHD) (2 Door)	101-0132	--
2000-98	All (Exc. RHD) (4 Door)	101-0129	--
2000-98	All (RHD)	101-0224	--
1997-95	All	101-0117	--
<b>F SERIES, SUPER DUTY PICKUP (2WD &amp; 4WD)</b>			
2013	All F150 (Electronic Steering) w/ HD Towing	201-0137E	--
2013	All F150 (Electronic Steering) w/o HD Towing	201-0136E	--
2012-11	All F150 (Electronic Steering) w/ HD Towing	201-0137E	--
2012-11	All F150 (Electronic Steering) w/o HD Towing	201-0136E	--
2012-11	All F150 (Hydraulic Steering), Exc. SVT Raptor, w/ Load Level Trailer Tow	101-0264	--
2012-11	All F150 (Hydraulic Steering), Exc. SVT Raptor, w/o Load Level Trailer Tow	101-0261	--
2012-11	All F150 (Hydraulic Steering), SVT Raptor, 133" Wheelbase	101-0262	--
2012-11	All F150 (Hydraulic Steering), SVT Raptor, 145" Wheelbase	101-0263	--
2010	All F150 (SVT Raptor)	101-0236	--
2010	All F150 126", 133" Wheelbase	101-0236	--
2010	All F150 145", 157", 163" Wheelbase	101-0237	--
2009	All F150 126", 133" Wheelbase	101-0236	--
2009	All F150 145", 157", 163" Wheelbase	101-0237	--
2008	All F150 2WD	101-0213	--
2008	All F150 4WD (Exc. AWD)	101-0214	--
2007-04	All F150 2WD	101-0213	--
2007-04	All F150 4WD	101-0214	--
<b>FLEX</b>			
2012	All (Exc. Turbo)	101-0232	--
2011-10	All (Exc. Turbo)	101-0232	--
2011-10	All (Turbo) w/ Parking Assist Warning	201-0123	--
2011-10	All (Turbo) w/o Parking Assist Warning	201-0124	--
2009	All	101-0232	--
<b>FREESTAR</b>			
2007-06	All	101-0239	--
2005-04	All	101-0154	--
<b>FREESTYLE</b>			
2007-05	All	101-0204	--
<b>RANGER</b>			
2011-04	4 Cyl. Eng. Regular Cab	101-0151	--
2011-04	6 Cyl. Eng. Regular Cab	101-0148	--
2011-04	All Super Cab	101-0149	--

Years	Application	Power	Manual
<b>FORD TRUCKS (cont'd)</b>			
<b>RANGER (Cont'd)</b>			
2003	4 Cyl. Eng. Regular Cab	101-0151	--
2003	6 Cyl. Eng. Regular Cab	101-0148	--
2003	All Super Cab	101-0149	--
2003	Electric Vehicle	101-0151	--
2002-01	All (Exc. Postal Vehicle), Extended Cab	101-0149	--
2002-01	All (Exc. Postal Vehicle), Regular Cab, 4 Cyl. Eng.	101-0151	--
2002-01	All (Exc. Postal Vehicle), Regular Cab, 6 Cyl. Eng.	101-0148	--
2002-01	All (Exc. Postal Vehicle), Regular Cab, Electric	101-0151	--
2002-01	All Postal Vehicle	101-0240	--
2000-98	All Regular Cab	101-0132	--
2000-98	All Super Cab	101-0129	--
<b>TAURUS X</b>			
2009-08	All	101-0232	--
<b>TRANSIT CONNECT</b>			
2013-10	All w/ Hydraulic Power Steering	101-0259	--
<b>WINDSTAR</b>			
2003-01	All	101-0154	--
2000-99	All	101-0138	--
1998-97	All	101-0130	--
1996-95	All	101-0120	--
<b>FREIGHTLINER TRUCKS</b>			
<b>SPRINTER 2500</b>			
2013-12	All	313-0390	--
2011	All (Before 3/28/11)	102-0229	--
2011	All (From 3/28/11)	313-0390	--
2010	All	102-0229	--
2009-07	All	102-0229	--
2006-02	All	102-0218	--
<b>SPRINTER 3500</b>			
2013-12	All	313-0390	--
2011	All (Before 3/28/11)	102-0229	--
2011	All (From 3/28/11)	313-0390	--
2010	All	102-0229	--
2009-07	All	102-0229	--
2006-02	All	102-0218	--
<b>GEO</b>			
<b>METRO</b>			
1997-95	All	303-0101	211-0112
<b>PRIZM</b>			
1997-93	All	311-0169	--
1992-90	All (Exc. GSi)	311-0138	--
1992-90	GSi	311-0137	--
1989	All	311-0138	--
<b>SPECTRUM</b>			
1989	All	313-0130	--
<b>STORM</b>			
1993-90	All (Exc. GSi)	313-0131	--
1993-90	GSi	311-0170	--

## Rack & Pinion

Years	Application	Power	Manual
<b>HONDA</b>			
<b>ACCORD</b>			
2012-08	All	305-0183	--
2007-06	4 Cyl. Eng.	305-0147	--
2007-06	6 Cyl. Eng. (Exc. Hybrid)	305-0162	--
2007-06	6 Cyl. Eng. Hybrid (Electronic Steering)	205-0113E	--
2005-03	4 Cyl. Eng.	305-0147	--
2005-03	6 Cyl. Eng. w/ A.T.	305-0148	--
2005-03	6 Cyl. Eng. w/ M.T.	305-0186	--
2002-01	Coupe	305-0133	--
2002-01	Sedan w/ 4 Cyl. Eng.	305-0133	--
2002-01	Sedan w/ 6 Cyl. Eng.	305-0131	--
2000-98	Coupe	305-0131	--
2000-98	Sedan w/ 4 Cyl. Eng.	305-0133	--
2000-98	Sedan w/ 6 Cyl. Eng.	305-0131	--
1997-95	4 Cyl. Eng.	305-0119	--
1997-95	6 Cyl. Eng.	305-0121	--
1994	All	305-0119	--
1993-90	All	305-0112	--
1989-86	All	305-0106	--
1985-82	All	305-0102	--
1981-79	All	305-0101	205-0104
1978	All	305-0101	--
<b>ACCORD CROSSTOUR</b>			
2011-10	All	305-0192	--
<b>CIVIC (EXC. DEL SOL)</b>			
2011	All (Exc. Hybrid & Si)	305-0193	--
2010-09	All (Exc. Hybrid & Si)	305-0173	--
2008-06	All (Exc. Hybrid & Si)	305-0173	--
2008-06	All Hybrid & Si (Electronic Steering)	205-0114E	--
2005-04	All (Exc. Hybrid & Si)	305-0149	--
2003	All (Exc. Hybrid & Si)	305-0149	--
2003	All Hybrid & Si (Electronic Steering)	205-0115E	--
2002-01	2 Door Coupe & 4 Door Sedan	305-0135	--
2000-99	All (Exc. Si Series)	305-0120	205-0106
2000-99	Si Series	305-0132	--
1998-96	All	305-0120	205-0106
1995-92	All	305-0115	205-0110
1991-88	All	305-0108	205-0107
1987-86	Hatchback, Sedan (Exc. DX & Si Series)	305-0105	--
1987-86	Hatchback, Sedan DX & Si Series	305-0105	205-0103
1987-86	Wagon (From Chassis #F008408)	--	205-0103
1985	Hatchback, Sedan DX, GL & S Series	305-0105	205-0103
1984	Wagon (From Chassis #F008408)	--	205-0103
1981-80	All	--	205-0101
1979-75	CVCC, 1200 Series	--	205-0102
1974-73	1200 Series	--	205-0102
<b>CIVIC DEL SOL</b>			
1997-96	S Series	305-0126	205-0110
1997-96	Si & V-TEC Series	305-0118	205-0110
1995-94	S & Si Series	305-0115	205-0110
1995-94	V-TEC Series	305-0118	205-0110
1993	All	305-0115	205-0110
<b>CROSSTOUR</b>			
2012	All	305-0192	--

Years	Application	Power	Manual
<b>HONDA (cont'd)</b>			
<b>CRX</b>			
1991-88	All (Exc. Si Series)	--	205-0107
1987-84	All	--	205-0103
<b>PRELUDE</b>			
2001-97	All (Exc. SH)	305-0169	--
2001-97	SH Series	305-0129	--
1996	All	305-0113	--
1995-92	All w/ 2 Wheel Steering	305-0113	--
1991-89	All w/ 2 Wheel Steering	305-0109	--
1990	All w/ 4 Wheel Steering (Front)	--	--
1989	All w/ 4 Wheel Steering (Front) (From Chassis #KC048594)	--	--
1989	All w/ 4 Wheel Steering (Front) (To Chassis #KC048593)	--	--
1988	All w/ 2 Wheel Steering (From Chassis #JC069931)	305-0109	--
1988	All w/ 4 Wheel Steering (Front)	--	--
1987-83	All	305-0104	--
1982-81	All	305-0103	205-0105
1980-79	All	--	205-0105
<b>S2000</b>			
2008-04	All (Electronic Steering)	205-0109E	--
2003-00	All (Electronic Steering)	205-0116E	--
<b>WAGOVAN</b>			
1990-88	All	305-0108	--
1987-84	All	--	205-0103
<b>HONDA TRUCKS</b>			
<b>CR-V</b>			
2011-07	All (Japan Built)	305-0180	--
2011-07	All (USA Built)	305-0179	--
2006-02	All	305-0150	--
2001-97	All	305-0125	--
<b>ELEMENT</b>			
2011	All	305-0150	--
2010-07	All (Exc. SC)	305-0150	--
2010-07	All SC	305-0174	--
2006-03	All	305-0150	--
<b>ODYSSEY</b>			
2010-07	All	305-0177	--
2006-05	All	305-0161	--
2004-02	All	305-0151	--
2001-99	All	305-0151	--
1998-95	All	305-0123	--
<b>PASSPORT</b>			
2002-98	All	305-0152	--
<b>PILOT</b>			
2015-09	All	305-0187	--
2008-03	All	305-0157	--
<b>RIDGELINE</b>			
2014-06	All	305-0163	--

## Rack & Pinion

Years	Application	Power	Manual
<b>HUMMER</b>			
<b>H3</b>			
2010	All	103-0264	--
2009	All	103-0264	--
2008-06	w/ 14mm Diameter Tie Rods	103-0273	--
2008-06	w/ 16mm Diameter Tie Rods	103-0264	--
<b>H3T</b>			
2009	All	103-0280	--
<b>HYUNDAI</b>			
<b>ACCENT</b>			
2011-06	All	313-0215	--
2005-03	All	313-0190	--
2002-01	All	313-0190	213-0114
2000	All	313-0190	--
1999-95	All	313-0113	213-0115
<b>AZERA</b>			
2011	All	313-0331	--
2010-09	All w/ 5 Spd. Trans.	313-0229	--
2010-09	All w/ 6 Spd. Trans.	313-0331	--
2008	All (Before 10/20/07)	313-0216	--
2008	All (From 10/20/07)	313-0229	--
2007-06	All	313-0216	--
<b>ELANTRA</b>			
2012-11	All (2.4L Eng.) w/ 17" Wheels (Electronic Steering)	213-0122	--
2010-09	All (Exc. w/ 17" Wheels) (Electronic Steering)	213-0120	--
2010-09	All w/ 17" Wheels (Electronic Steering)	213-0122	--
2008	All (Before 7/4/07) (Electronic Steering)	213-0116E	--
2008	All (From 7/4/07) (Electronic Steering)	213-0120	--
2007	All (Electronic Steering)	213-0116E	--
2006-02	All Hatchback	313-0209	--
2006-02	All Sedan	313-0194	--
2001	All	313-0194	--
2000-96	All	313-0102	--
1995-94	All	313-0109	--
1993	1.6L Eng	313-0108	--
1993	1.8L Eng w/ A.T.	313-0111	--
1993	1.8L Eng w/ M.T.	313-0108	--
1992	All (Before 4/22/92)	309-0111	--
1992	All (From 4/22/92)	313-0108	--
<b>EQUUS</b>			
2013-12	All	313-0379	--
2011	Air Suspension (Before 08/10/10)	313-0377	--
2011	Air Suspension (From 08/10/10)	313-0376	--
2011	Exc. Air Suspension	313-0378	--
<b>EXCEL</b>			
1994-90	All	313-0110	209-0108
1989-86	All	313-0103	--
<b>GENESIS, GENESIS COUPE</b>			
2013	All (Exc. Genesis Coupe) 6 Cyl. Eng.	313-0333	--
2013	All (Exc. Genesis Coupe) 8 Cyl. Eng.	313-0360	--
2012	All (Exc. Genesis Coupe) 6 Cyl. Eng.	313-0333	--
2012	All (Exc. Genesis Coupe) 8 Cyl. 4.6L Eng.	313-0359	--
2012	All (Exc. Genesis Coupe) 8 Cyl. 5.0L Eng.	313-0360	--

Years	Application	Power	Manual
<b>HYUNDAI (cont'd)</b>			
<b>GENESIS, GENESIS COUPE (Cont'd)</b>			
2012	All Genesis Coupe	313-0358	--
2011	All (Exc. Genesis Coupe) 6 Cyl. Eng.	313-0333	--
2011	All (Exc. Genesis Coupe) 8 Cyl. Eng.	313-0332	--
2011	All Genesis Coupe	313-0358	--
2010	All (Exc. Genesis Coupe) 6 Cyl. Eng.	313-0330	--
2010	All (Exc. Genesis Coupe) 8 Cyl. Eng.	313-0332	--
2010	All Genesis Coupe	313-0358	--
2009	All 6 Cyl. Eng.	313-0330	--
2009	All 8 Cyl. Eng.	313-0332	--
<b>SCOUPE</b>			
1995-91	All	313-0105	209-0108
<b>SONATA</b>			
2010-06	All	313-0213	--
2005	All (Exc. GLS) w/ 15" Wheels	313-0155	--
2005	All (Exc. GLS) w/ 16" Wheels	313-0191	--
2005	All GLS w/ Electronic Control Steering	313-0208	--
2005	All GLS w/o Electronic Control Steering	313-0191	--
2004	All (Exc. GLS) w/ 15" Wheels	313-0155	--
2004	All (Exc. GLS) w/ 16" Wheels	313-0191	--
2004	All GL w/ 15" Wheels	313-0155	--
2004	All GLS w/ Electronic Control Steering	313-0208	--
2004	All GLS w/o Electronic Control Steering	313-0191	--
2003-02	All (Exc. GL, GLS) w/ 15" Wheels	313-0155	--
2003-02	All (Exc. GL, GLS) w/ 16" Wheels	313-0191	--
2003-02	All GL w/ 15" Wheels	313-0155	--
2003-02	All GLS w/ Electronic Control Steering	313-0208	--
2003-02	All GLS w/o Electronic Control Steering	313-0191	--
2001-99	All w/ Electronic Control Steering	313-0230	--
2001-99	All w/o Electronic Control Steering	313-0155	--
1998-94	All	313-0112	--
1993-92	All (Mando Design)	313-0207	--
1993-92	All (TRW Design)	313-0107	--
1991	4 Cyl. Eng. (Mando Design)	313-0104	--
1991	4 Cyl. Eng. (TRW Design)	313-0106	--
1991	6 Cyl. Eng. (Before 5/10/91)	313-0106	--
1991	6 Cyl. Eng. (From 5/10/91)	313-0107	--
1990-89	4 Cyl. Eng. (Mando Design)	313-0104	--
1990-89	4 Cyl. Eng. (TRW Design)	313-0106	--
1990-89	6 Cyl. Eng.	313-0106	--
<b>TIBURON</b>			
2008-03	All	313-0210	--
2001-97	All w/ Electronic Control Steering	313-0114	--
2001-97	All w/o Electronic Control Steering	313-0115	--
<b>XG300</b>			
2001	All w/ 15" Wheels	313-0155	--
2001	All w/ 16" Wheels	313-0191	--
<b>XG350</b>			
2005-02	All	313-0191	--
<b>HYUNDAI TRUCKS</b>			
<b>ENTOURAGE</b>			
2009-07	All	313-0225	--

## Rack & Pinion

Years	Application	Power	Manual
<b>HYUNDAI TRUCKS (cont'd)</b>			
<b>SANTA FE</b>			
2013-10	All	313-0357	--
2009-07	All	313-0298	--
2006-01	All	313-0151	--
<b>TUCSON</b>			
2012-10	All (Electronic Steering)	213-0121	--
2009-05	All	313-0211	--
<b>VERACRUZ</b>			
2012-07	All	313-0224	--
<b>INFINITI</b>			
<b>G20</b>			
2002-99	All	310-0153	--
1996-91	All	310-0129	--
<b>G25</b>			
2012-11	AWD (Exc. w/ 18" Wheels)	310-0220	--
2012-11	AWD w/ 18" Wheels	310-0222	--
2012-11	RWD	310-0221	--
<b>G35</b>			
2008	All (Exc. X) w/ Sport Package, w/ 4 Wheel Steering, Supplied w/o EVO Component	310-0203	--
2008	All (Exc. X) w/ Sport Package, w/ 4 Wheel Steering, Supplied w/ EVO Component	310-0203P	--
2008	All (Exc. X) w/ Sport Package, w/o 4 Wheel Steering, Supplied w/o EVO Component	310-0188	--
2008	All (Exc. X) w/ Sport Package, w/o 4 Wheel Steering, Supplied w/ EVO Component	310-0188P	--
2008	All (Exc. X) w/o Sport Package, Supplied w/ EVO Component	310-0188P	--
2008	All (Exc. X) w/o Sport Package, Supplied w/o EVO Component	310-0188	--
2008	All X w/ Sport Package, Supplied w/ EVO Component	310-0189P	--
2008	All X w/ Sport Package, Supplied w/o EVO Component	310-0189	--
2007	AWD, Supplied w/ EVO Component	310-0189P	--
2007	AWD, Supplied w/o EVO Component	310-0189	--
2007	RWD Coupe w/ Rear Active Steering, Supplied w/ EVO Component	310-0177P	--
2007	RWD Coupe w/ Rear Active Steering, Supplied w/o EVO Component	310-0177	--
2007	RWD Coupe w/o Rear Active Steering	310-0165	--
2007	RWD Sedan w/ Sport Suspension	310-0203	--
2007	RWD Sedan w/o Sport Suspension, Supplied w/ EVO Component	310-0188P	--
2007	RWD Sedan w/o Sport Suspension, Supplied w/o EVO Component	310-0188	--
2006	AWD	310-0174	--
2006	RWD Coupe w/ Rear Active Steering, Supplied w/ EVO Component	310-0177P	--
2006	RWD Coupe w/ Rear Active Steering, Supplied w/o EVO Component	310-0177	--
2006	RWD Coupe w/o Rear Active Steering	310-0165	--
2006	RWD Sedan	310-0165	--
2005-04	AWD	310-0174	--

Years	Application	Power	Manual
<b>INFINITI (cont'd)</b>			
<b>G35 (Cont'd)</b>			
2005-04	RWD	310-0165	--
2003	All	310-0165	--
<b>G37</b>			
2012	AWD, Coupe	310-0223	--
2012	AWD, Sedan (Exc. w/ 18" Wheels)	310-0223	--
2012	AWD, Sedan w/ 18" Wheels	310-0222	--
2012	RWD (Exc. Base Model) w/ 2 Wheel Steering	310-0221	--
2012	RWD (Exc. Base Model) w/ 4 Wheel Steering	310-0225	--
2012	RWD, Base Model (Exc. Convertible)	310-0226	--
2012	RWD, Base Model, Convertible	310-0224	--
2011-10	All w/ 2 Wheel Steering, Supplied w/ EVO Component	310-0188P	--
2011-10	All w/ 2 Wheel Steering, Supplied w/o EVO Component	310-0188	--
2011-10	All w/ 4 Wheel Steering, Supplied w/ EVO Component	310-0203P	--
2011-10	All w/ 4 Wheel Steering, Supplied w/o EVO Component	310-0203	--
2009	Convertible	310-0215	--
2009	Coupe, 2WD	310-0206	--
2009	Coupe, AWD	310-0213	--
2009	Sedan, 2WD, Supplied w/ EVO Component	310-0188P	--
2009	Sedan, 2WD, Supplied w/o EVO Component	310-0188	--
2009	Sedan, AWD, Supplied w/ EVO Component	310-0189P	--
2009	Sedan, AWD, Supplied w/o EVO Component	310-0189	--
2008	All w/ Sports Package	310-0206	--
2008	All w/o Sports Package	310-0205	--
<b>I30</b>			
2001-00	All w/ Touring Package	310-0149	--
2001-00	All w/o Touring Package	310-0159	--
1999-98	All	310-0141	--
1997-96	All w/ Touring Package	310-0139	--
1997-96	All w/o Touring Package	310-0141	--
<b>I35</b>			
2004-02	All	310-0149	--
<b>J30</b>			
1997-96	All	310-0125	--
1995-93	Front	--	--
<b>M30</b>			
1992-90	All	310-0130	--
<b>M35</b>			
2010-06	2WD	310-0179	--
2010-06	4WD, Supplied w/ EVO Component	310-0185P	--
2010-06	4WD, Supplied w/o EVO Component	310-0185	--
<b>M35H</b>			
2013-12	All w/ Hydraulic Power Steering	310-0227	--
<b>M37</b>			
2012	2WD, 2 Wheel Steering	310-0228	--
2012	2WD, 4 Wheel Steering	310-0231	--

## Rack & Pinion

Years	Application	Power	Manual
<b>INFINITI (cont'd)</b>			
<b>M37 (Cont'd)</b>			
2012	4WD	310-0230	--
2011	2WD	310-0228	--
2011	4WD	310-0229	--
<b>M45</b>			
2010-08	2WD	310-0179	--
2010-08	4WD	310-0199	--
2007-06	All	310-0179	--
2004-03	All	310-0168	--
<b>M56</b>			
2012	2WD, 2 Wheel Steering	310-0228	--
2012	2WD, 4 Wheel Steering	310-0231	--
2012	4WD	310-0230	--
2011	2WD	310-0228	--
2011	4WD	310-0230	--
<b>Q45</b>			
2006	All w/ HICAS Suspension	310-0195	--
2006	All w/ IRS Suspension	310-0194	--
2005	All	310-0194	--
2004-02	All	310-0180	--
2001-97	All, Supplied w/ EVO Component	310-0167P	--
2001-97	All, Supplied w/o EVO Component	310-0167	--
1996-90	2 Wheel Steering, Supplied w/ EVO component	310-0123P	--
1996-90	2 Wheel Steering, Supplied w/o EVO component	310-0123	--
1996-90	4 Wheel Steering (front unit), Supplied w/ EVO component	--	--
1996-90	4 Wheel Steering (front unit), Supplied w/o EVO component	--	--
1996-90	4 Wheel Steering (rear unit)	--	--
<b>INFINITI TRUCKS</b>			
<b>EX35</b>			
2012-11	AWD	310-0218	--
2012-11	RWD	310-0197	--
2010	AWD	310-0216	--
2010	RWD	310-0196	--
2009-08	AWD (Exc. w/ 18" Wheels)	310-0201	--
2009-08	AWD w/ 18" Wheels	310-0200	--
2009-08	RWD (Exc. w/ 18" Wheels)	310-0196	--
2009-08	RWD w/ 18" Wheels	310-0197	--
<b>EX37</b>			
2013	AWD	310-0218	--
2013	RWD	310-0197	--
<b>FX35</b>			
2012-09	All, Supplied w/ EVO Component	310-0214P	--
2012-09	All, Supplied w/o EVO Component	310-0214	--
2008-04	All	310-0172	--
2003	All	310-0169	--
<b>FX37</b>			
2013	All, Supplied w/ EVO Component	310-0214P	--
2013	All, Supplied w/o EVO Component	310-0214	--
<b>FX45</b>			
2008-04	All	310-0172	--

Years	Application	Power	Manual
<b>INFINITI TRUCKS (cont'd)</b>			
<b>FX45 (Cont'd)</b>			
2003	All	310-0169	--
<b>FX50</b>			
2012	All	310-0219	--
2011	All (Before 11/2010)	310-0217	--
2011	All (From 11/2010)	310-0219	--
2010-09	All	310-0217	--
<b>JX35</b>			
2013	All	TBA	--
<b>QX4</b>			
2003-01	All	310-0158	--
2000-97	All	310-0140	--
<b>QX50</b>			
2015-14	RWD	310-0197	--
<b>QX56</b>			
2012-04	All	310-0163	--
<b>ISUZU</b>			
<b>I-MARK</b>			
1989-85	All	313-0130	--
<b>IMPULSE</b>			
1992	2WD	311-0170	--
1991	2WD	313-0131	--
1990	All	313-0131	--
1989-83	All	313-0129	--
<b>STYLUS</b>			
1993-92	DOHC Eng.	311-0170	--
1993-92	SOHC Eng.	313-0131	--
1991	All	313-0131	--
<b>ISUZU TRUCKS</b>			
<b>AMIGO</b>			
2000-98	All	305-0152	--
<b>ASCENDER</b>			
2008	All	103-0206	--
2007	All w/ Sport Suspension Package	313-0242	--
2007	All w/o Sport Suspension Package w/ Non-Variable Effort Steering (N40)	103-0206	--
2006-03	All	103-0206	--
<b>AXIOM</b>			
2004-02	All	305-0152	--
<b>i-280</b>			
2006	All 4WD (From VIN #68272519) w/ 14mm Diameter Tie Rods	313-0245	--
2006	All 4WD (From VIN #68272519) w/ 16mm Diameter Tie Rods	103-0263	--
2006	All 4WD (To VIN #68272519)	103-0260	--
2006	All RWD w/ Chassis Package (Z85) (From VIN #68272519) w/ 14mm Diameter Tie Rods	103-0289	--
2006	All RWD w/ Chassis Package (Z85) (From VIN #68272519)	103-0252	--
2006	All RWD w/ Chassis Package (Z85) (From VIN #68272519) w/ 16mm Diameter Tie Rods	103-0269	--

## Rack & Pinion

Years	Application	Power	Manual
<b>ISUZU TRUCKS (cont'd)</b>			
<b>i-280 (Cont'd)</b>			
2006	All RWD w/ Chassis Package (Z85) (To VIN #68272519)	103-0253	--
2006	All RWD w/ Off Road Chassis Package (Z71) (From VIN #68272519) w/ 16mm Diameter Tie Rods	103-0263	--
2006	All RWD w/ Off Road Chassis Package (Z71) (From VIN #68272519) w/ 14mm Diameter Tie Rods	313-0245	--
2006	All RWD w/ Off Road Chassis Package (Z71) (To VIN #68272519)	103-0260	--
2006	All RWD w/ Sport Chassis Package (ZQ8) (From VIN #68272519) w/ 14mm Diameter Tie Rods	103-0239	--
2006	All RWD w/ Sport Chassis Package (ZQ8) (From VIN #68272519) w/ 16mm Diameter Tie Rods	313-0243	--
<b>i-290</b>			
2008-07	All w/ Increased Capacity Package w/ 14mm Diameter Tie Rods	103-0289	--
2008-07	All w/ Increased Capacity Package w/ 16mm Diameter Tie Rods	103-0269	--
2008-07	All w/ Off Road Package w/ 14mm Diameter Tie Rods	313-0245	--
2008-07	All w/ Off Road Package w/ 16mm Diameter Tie Rods	103-0263	--
2008-07	All w/ Sport Package w/ 14mm Diameter Tie Rods	103-0239	--
2008-07	All w/ Sport Package w/ 16mm Diameter Tie Rods	313-0243	--
<b>i-350</b>			
2006	All (From VIN #68272519) w/ 14mm Diameter Tie Rods	313-0245	--
2006	All (From VIN #68272519) w/ 16mm Diameter Tie Rods	103-0263	--
2006	All (To VIN #68272519)	103-0260	--
<b>i-370</b>			
2008-07	All 2WD w/ Increase Capacity Package w/ 14mm Diameter Tie Rods	103-0289	--
2008-07	All 2WD w/ Increase Capacity Package w/ 16mm Diameter Tie Rods	103-0269	--
2008-07	All 2WD w/ Off Road Package w/ 14mm Diameter Tie Rods	313-0245	--
2008-07	All 2WD w/ Off Road Package w/ 16mm Diameter Tie Rods	103-0263	--
2008-07	All 2WD w/ Sport Package w/ 14mm Diameter Tie Rods	103-0239	--
2008-07	All 2WD w/ Sport Package w/ 16mm Diameter Tie Rods	313-0243	--
2008-07	All 4WD w/ 14mm Diameter Tie Rods	313-0245	--
2008-07	All 4WD w/ 16mm Diameter Tie Rods	103-0263	--
<b>OASIS</b>			
1999-98	All	313-0166	--
1997-96	All	313-0167	--
<b>RODEO</b>			
2004-98	All	305-0152	--
<b>RODEO SPORT</b>			
2003-01	All	305-0152	--

Years	Application	Power	Manual
<b>JAGUAR</b>			
<b>S-TYPE</b>			
2008-07	All	307-0214	--
2006-03	All, Supplied w/ EVO Component	307-0208P	--
2006-03	All, Supplied w/o EVO Component	307-0208	--
2002	All	307-0207	--
2001-00	All (From VIN #L06073)	307-0210	--
<b>SOVEREIGN</b>			
1992-90	All	307-0104	--
<b>SUPER V8</b>			
2009-08	All	307-0218	--
2007	All	307-0211	--
2006	All (From Chassis #G49701)	307-0211	--
2006	All (To Chassis #G49700)	307-0205	--
2005	All	307-0205	--
<b>VANDEN PLAS</b>			
2009-08	All	307-0218	--
2007	All	307-0211	--
2006	All (From Chassis #G49701)	307-0211	--
2006	All (To Chassis #G49700)	307-0205	--
2005-04	All	307-0205	--
2003-00	All	307-0120	--
1999	All w/ Sport Package	307-0215	--
1999	All w/o Sport Package	307-0120	--
1998	All w/ Sport Package (From Chassis #816184), Supplied w/o EVO Component	307-0206	--
1998	All w/ Sport Package (From Chassis #816184), Supplied w/ EVO Component	307-0206P	--
1998	All w/ Sport Package (To Chassis #816183)	307-0217	--
1998	All w/o Sport Package, Supplied w/ EVO Component	307-0206P	--
1998	All w/o Sport Package, Supplied w/o EVO Component	307-0206	--
1997-95	All, Supplied w/ EVO Component	307-0135P	--
1997-95	All, Supplied w/o EVO Component	307-0135	--
1994	All w/o Sport Pack Steering	307-0107	--
1993	All w/o Sport Pack Steering	307-0106	--
1992-88	All	307-0104	--
1987-86	All	307-0118	--
<b>X-TYPE</b>			
2008-05	All	307-0209	--
2004	All (From VIN #D80852)	307-0209	--
2004	All (To VIN #D80851)	307-0204	--
2003-02	All	307-0204	--
<b>XF</b>			
2015-13	All 2.0L Eng., Supplied w/ EVO Component	307-0208P	--
2015-13	All 2.0L Eng., Supplied w/o EVO Component	307-0208	--
2015-13	All 3.0L Eng. (Exc. AWD), Supplied w/ EVO Component	307-0208P	--
2015-13	All 3.0L Eng. (Exc. AWD), Supplied w/o EVO Component	307-0208	--
2015-13	All 3.0L Eng. AWD, Supplied w/ EVO Component	TBA	--
2015-13	All 5.0L Eng.	307-0229	--

## Rack & Pinion

Years	Application	Power	Manual
<b>JAGUAR (cont'd)</b>			
<b>XF (Cont'd)</b>			
2012-10	All (Exc. Supercharged), Supplied w/ EVO Component	307-0208P	--
2012-10	All (Exc. Supercharged), Supplied w/o EVO Component	307-0208	--
2012-10	All Supercharged	307-0229	--
2009	All, Supplied w/ EVO Component	307-0208P	--
2009	All, Supplied w/o EVO Component	307-0208	--
<b>XFR</b>			
2015-10	All	307-0229	--
<b>XJ</b>			
2013	All (Exc. AWD)	307-0230	--
2013	All AWD	TBA	--
2012-11	All	307-0230	--
<b>XJ6</b>			
1997-95	All, Supplied w/ EVO Component	307-0135P	--
1997-95	All, Supplied w/o EVO Component	307-0135	--
1994	All w/o Sport Pack Steering	307-0107	--
1993	All w/o Sport Pack Steering	307-0106	--
1992-87	All	307-0104	--
1986	All	307-0118	--
1982-79	All (To VIN #345389)	307-0134	--
<b>XJ8</b>			
2009-08	All	307-0218	--
2007	All	307-0211	--
2006	All (From Chassis #G49701)	307-0211	--
2006	All (To Chassis #G49700)	307-0205	--
2005-04	All	307-0205	--
2003-00	All	307-0120	--
1999	All w/ Sport Package	307-0215	--
1999	All w/o Sport Package	307-0120	--
1998	All w/ Sport Package (From Chassis #816184), Supplied w/o EVO Component	307-0206	--
1998	All w/ Sport Package (From Chassis #816184), Supplied w/ EVO Component	307-0206P	--
1998	All w/ Sport Package (To Chassis #816183)	307-0217	--
1998	All w/o Sport Package, Supplied w/ EVO Component	307-0206P	--
1998	All w/o Sport Package, Supplied w/o EVO Component	307-0206	--
<b>XJ12</b>			
1997-95	All	307-0203	--
1994	All	307-0106	--
1979-73	All w/ A.C. (From VIN #108692)	307-0134	--
1979-73	All w/o A.C. (From VIN #107602)	307-0134	--
<b>XJR</b>			
2009-08	All	307-0218	--
2007	All	307-0211	--
2006	All (From Chassis #G49701)	307-0211	--
2006	All (To Chassis #G49700)	307-0205	--
2005-04	All	307-0205	--
2003-00	All	307-0120	--
1999	All	307-0120	--
1999	All w/ Sport Package	307-0215	--

Years	Application	Power	Manual
<b>JAGUAR (cont'd)</b>			
<b>XJR (Cont'd)</b>			
1998	All w/ Sport Package (From Chassis #816184), Supplied w/o EVO Component	307-0206	--
1998	All w/ Sport Package (From Chassis #816184), Supplied w/ EVO Component	307-0206P	--
1998	All w/ Sport Package (To Chassis #816183)	307-0217	--
1998	All w/o Sport Package, Supplied w/ EVO Component	307-0206P	--
1998	All w/o Sport Package, Supplied w/o EVO Component	307-0206	--
1997-95	All, Supplied w/ EVO Component	307-0135P	--
1997-95	All, Supplied w/o EVO Component	307-0135	--
<b>XJS</b>			
1996-94	4.0L Eng. (To VIN #190589)	307-0108	--
1996-94	6.0L Eng. (To VIN #199737)	307-0108	--
1993	5.3L Eng. w/ Sport Rack Steering (To VIN #183499)	307-0108	--
1992	5.3L Eng. w/ Sport Rack Steering (To VIN #183499)	307-0108	--
1992	All (To VIN #179739) w/ 14mm Diameter Tie Rods	307-0128	--
1991-83	All (To VIN #179739) w/ 14mm Diameter Tie Rods	307-0128	--
1982	All (To VIN #107864)	307-0134	--
1982	All (To VIN #179739) w/ 14mm Diameter Tie Rods	307-0128	--
1981-76	All (To VIN #107864)	307-0134	--
<b>XK</b>			
2015-10	All	307-0229	--
2009-07	All	307-0213	--
<b>XK8</b>			
2006-03	All w/ Adaptive Cruise Control	307-0212	--
2006-03	All w/o Adaptive Cruise Control	307-0120	--
2002-99	All	307-0120	--
1998	All, Supplied w/ EVO Component	307-0206P	--
1998	All, Supplied w/o EVO Component	307-0206	--
<b>XKE</b>			
1974-71	All	307-0129	--
<b>XKR</b>			
2015-11	All	307-0229	--
2010	All	307-0229	--
2009-08	All	307-0227	--
2007-03	All w/ Adaptive Cruise Control	307-0212	--
2007-03	All w/o Adaptive Cruise Control	307-0120	--
2002-99	All	307-0120	--
<b>XKR-S</b>			
2013	To Chassis # B44939	307-0229	--
2012	All	307-0229	--
<b>JEEP TRUCKS</b>			
<b>COMMANDER</b>			
2010-06	All	102-0221	--
<b>COMPASS</b>			
2015-12	2WD (Exc. w/ 18" Wheels)	102-0250	--
2015-12	2WD w/ 18" Wheels	102-0272	--

## Rack & Pinion

Years	Application	Power	Manual
<b>JEEP TRUCKS (cont'd)</b>			
<b>COMPASS (Cont'd)</b>			
2015-12	4WD (Exc. w/ 18" Wheels)	102-0269	--
2015-12	4WD w/ 18" Wheels	102-0225	--
2011	2WD (Exc. w/ 18" Wheels)	102-0203	--
2011	2WD w/ 18" Wheels	102-0249	--
2011	4WD (Exc. w/ 18" Wheels)	102-0267	--
2011	4WD w/ 18" Wheels	102-0268	--
2010	2WD w/ Firm Feel Steering (SBB)	102-0234	--
2010	2WD w/ Performance Steering (SBP)	102-0204	--
2010	2WD w/ Standard Steering (SBA)	102-0203	--
2010	4WD	102-0225	--
2009	All w/ Firm Feel Steering (SBB) w/ 17" Wheels	102-0225	--
2009	All w/ Firm Feel Steering (SBB) w/ 18" Wheels	102-0204	--
2009	All w/ Performance Steering (SBP)	102-0204	--
2009	All w/ Standard Steering (SBA)	102-0203	--
2008-07	2WD w/ Firm Feel Steering (SBB)	102-0225	--
2008-07	2WD w/ Performance Steering (SBP)	102-0204	--
2008-07	2WD w/ Standard Steering (SBA)	102-0203	--
2008-07	4WD	102-0225	--
<b>GRAND CHEROKEE</b>			
2015	3.0L Eng., w/o Performance and Handling Suspension	102-0260	--
2015	3.6L Eng. w/ AWD	102-0260	--
2014	3.6L Eng. w/ AWD	102-0260	--
2013	6 Cyl. Eng., 2WD	102-0259	--
2013	6 Cyl. Eng., 4WD	102-0260	--
2013	8 Cyl. Eng. (Exc. SRT8)	102-0260	--
2013	8 Cyl. Eng. SRT8	TBA	--
2012	6 Cyl. Eng. 2WD	102-0259	--
2012	6 Cyl. Eng. 4WD	102-0260	--
2012	8 Cyl. Eng. (Exc. SRT8)	102-0260	--
2012	8 Cyl. Eng. SRT8	102-0271	--
2011	6 Cyl. Eng. 2WD	102-0270	--
2011	6 Cyl. Eng. 4WD	102-0260	--
2011	8 Cyl. Eng.	102-0260	--
2010-08	All (Exc. SRT8)	102-0224	--
2010-08	All (SRT8)	102-0221	--
2007	All w/ Performance Steering (SBX)	102-0221	--
2007	All w/ Standard Steering (SBA)	102-0224	--
2006-05	All	102-0224	--
<b>LIBERTY</b>			
2012-08	All	102-0207	--
2007-06	All	102-0219	--
2005-02	All	102-0220	--
<b>PATRIOT</b>			
2015-13	2WD w/ 18" Wheels	102-0272	--
2012	2WD (Exc. w/ 18" Wheels)	102-0250	--
2012	2WD w/ 18" Wheels	102-0272	--
2012	4WD (Exc. w/ 18" Wheels)	102-0269	--
2012	4WD w/ 18" Wheels	102-0225	--
2011	2WD (Exc. w/ 18" Wheels)	102-0203	--
2011	2WD w/ 18" Wheels	102-0249	--
2011	4WD (Exc. w/ 18" Wheels)	102-0267	--

Years	Application	Power	Manual
<b>JEEP TRUCKS (cont'd)</b>			
<b>PATRIOT (Cont'd)</b>			
2011	4WD w/ 18" Wheels	102-0268	--
2010	2WD w/ Firm Feel Steering (SBB)	102-0234	--
2010	2WD w/ Performance Steering (SBP)	102-0204	--
2010	2WD w/ Standard Steering (SBA)	102-0203	--
2010	4WD	102-0225	--
2009	All w/ Firm Feel Steering (SBB) w/ 17" Wheels	102-0225	--
2009	All w/ Firm Feel Steering (SBB) w/ 18" Wheels	102-0204	--
2009	All w/ Performance Steering (SBP)	102-0204	--
2009	All w/ Standard Steering (SBA)	102-0203	--
2008-07	2WD w/ Performance Steering (SBP)	102-0204	--
2008-07	2WD w/ Standard Steering (SBA)	102-0203	--
2008-07	4WD	102-0225	--
<b>KIA</b>			
<b>AMANTI</b>			
2009-07	All	313-0219	--
2006-04	All, Supplied w/ EVO Component	313-0212P	--
2006-04	All, Supplied w/o EVO Component	313-0212	--
<b>FORTE</b>			
2013-12	All (2.0L Eng.) Coupe, w/ Hydraulic Steering	313-0374	--
2013-12	All (2.0L Eng.) Sedan, w/ Hydraulic Steering	313-0372	--
2013-12	All (2.4L Eng.) Coupe, w/ Hydraulic Steering	313-0375	--
2013-12	All (2.4L Eng.) Sedan, w/ Hydraulic Steering	313-0373	--
2013-12	All w/ Electronic Steering	213-0120	--
2011	All (2.0L Eng.) Coupe, w/ Hydraulic Steering	313-0374	--
2011	All (2.0L Eng.) Sedan, w/ Electronic Steering	213-0120	--
2011	All (2.0L Eng.) Sedan, w/ Hydraulic Steering	313-0372	--
2011	All (2.4L Eng.) Coupe, w/ Hydraulic Steering	313-0375	--
2011	All (2.4L Eng.) Sedan, w/ Hydraulic Steering	313-0373	--
2010	All Coupe (Exc. w/ 17" Wheels) w/ Hydraulic Steering	313-0374	--
2010	All Coupe w/ 17" Wheels, w/ Hydraulic Steering	313-0375	--
2010	All Sedan (Exc. w/ 17" Wheels) w/ Hydraulic Steering	313-0372	--
2010	All Sedan w/ 17" Wheels, w/ Hydraulic Steering	313-0370	--
2010	All Sedan, w/ Electronic Steering	213-0120	--
<b>OPTIMA</b>			
2010-07	All	313-0226	--
2006-01	All	313-0155	--
<b>RIO</b>			
2011-09	All	313-0217	213-0117
2008-07	All (Exc. LX, SX)	313-0231	213-0117
2008-07	All LX, SX	313-0217	213-0117



## Rack & Pinion

Years	Application	Power	Manual
<b>KIA (cont'd)</b>			
<b>RIO (Cont'd)</b>			
2006	All (Exc. LX, SX)	313-0231	213-0111
2006	All LX, SX	313-0217	213-0111
2005-01	All	313-0164	213-0111
<b>RIO 5</b>			
2011-06	All	313-0217	--
<b>SEPHIA</b>			
2001	Power Steering (Before 11/22/00)	313-0197	--
2001	Power Steering (From 11/22/00)	313-0198	--
2000-98	All	313-0197	213-0113
1997-95	All	313-0150	213-0112
2001	Manual Steering	--	213-0113
<b>SOUL</b>			
2011-10	All	313-0371	--
<b>SPECTRA</b>			
2009-05	All	313-0199	--
2004	1.8L Eng.	313-0198	--
2004	2.0L Eng.	313-0199	--
2003-02	All	313-0198	--
2001	All (Before 11/22/00)	313-0197	--
2001	All (From 11/23/00 To 05/21/01)	313-0223	--
2001	All (From 5/22/01)	313-0198	--
2000	All	313-0197	--
<b>SPECTRA 5</b>			
2009-06	All	313-0199	--
<b>KIA TRUCKS</b>			
<b>BORREGO</b>			
2011-09	All	313-0369	--
<b>RONDO</b>			
2011-10	2.4L Eng., w/16" Wheels	313-0226	--
2011-10	2.4L Eng., w/17" Wheels	313-0227	--
2011-10	2.7L Eng., w/16" Wheels	313-0397	--
2011-10	2.7L Eng., w/17" Wheels	313-0227	--
2009	2.4L Eng., w/16" Wheels	313-0226	--
2009	2.4L Eng., w/17" Wheels	313-0227	--
2009	2.7L Eng., w/16" Wheels, From 12/15/2008	313-0397	--
2009	2.7L Eng., w/16" Wheels, To 12/15/2008	313-0226	--
2009	2.7L Eng., w/17" Wheels	313-0227	--
2008-07	All w/16" Wheels	313-0226	--
2008-07	All w/17" Wheels	313-0227	--
<b>SEDONA</b>			
2012-06	All	313-0225	--
2005-02	All	313-0165	--
<b>SORENTO</b>			
2013-11	All	313-0357	--
2009-07	All	313-0233	--
2006-03	EX	313-0214	--
2006-03	LX	313-0218	--
<b>SPORTAGE</b>			
2014-11	All (Electronic Steering)	213-0121	--
2010-05	All	313-0211	--

Years	Application	Power	Manual
<b>LAND ROVER TRUCKS</b>			
<b>FREELANDER</b>			
2005-02	All	307-0138	--
<b>LR2</b>			
2011-08	All	307-0139	--
<b>LR3</b>			
2009	All	311-0235	--
2008-05	All	307-0140	--
<b>LR4</b>			
2014-12	All	307-0232	--
2011-10	All	307-0231	--
<b>RANGE ROVER</b>			
2012-07	All	307-0143	--
2006	All	307-0142	--
2005-03	All	307-0143	--
<b>RANGE ROVER EVOQUE</b>			
2012	All (From Chassis # CH626001)	307-0234	--
2012	All (To Chassis # CH626000)	307-0233	--
<b>RANGE ROVER SPORT</b>			
2013-09	All, Supplied w/ EVO Component	311-0234P	--
2013-09	All, Supplied w/o EVO Component	311-0234	--
2008-06	All, Supplied w/ EVO Component	307-0144P	--
2008-06	All, Supplied w/o EVO Component	307-0144	--
<b>LEXUS</b>			
<b>CT 200h</b>			
2015-11	All	211-0130	--
<b>ES250</b>			
1991-90	All, Supplied w/ EVO Component	311-0152P	--
1991-90	All, Supplied w/o EVO Component	311-0152	--
<b>ES300</b>			
2003-02	All	311-0195	--
2001-99	All	311-0112	--
1998-97	All (TRW Design)	311-0160	--
1996-92	All	311-0154	--
<b>ES330</b>			
2006-04	All	311-0195	--
<b>ES350</b>			
2012-07	All	311-0214	--
<b>GS300</b>			
2005-98	All	311-0179	--
1997-93	All	311-0103	--
<b>GS400</b>			
2000-98	All	311-0179	--
<b>GS430</b>			
2005-01	All	311-0179	--
<b>GS460</b>			
2010	All w/ 18" Wheels (Electronic Steering)	311-0207E	--
2010	All w/ 19" Wheels (Electronic Steering)	311-0209E	--
<b>IS300</b>			
2005-01	All	311-0183	--
<b>LS400</b>			
2000-98	All, Supplied w/ EVO Component	311-0206P	--
2000-98	All, Supplied w/o EVO Component	311-0206	--
1997-95	All, Supplied w/ EVO Component	311-0165P	--
1997-95	All, Supplied w/o EVO Component	311-0165	--

## Rack & Pinion

Years	Application	Power	Manual
<b>LEXUS (cont'd)</b>			
<b>LS400 (Cont'd)</b>			
1994-93	All, Supplied w/ EVO Component	311-0115P	--
1994-93	All, Supplied w/o EVO Component	311-0115	--
1992-90	All, Supplied w/ EVO Component	311-0150P	--
1992-90	All, Supplied w/o EVO Component	311-0150	--
<b>LS430</b>			
2006-01	All, Supplied w/ EVO Component	311-0185P	--
2006-01	All, Supplied w/o EVO Component	311-0185	--
<b>LS460</b>			
2011-07	All w/ Air Suspension w/ 18" Wheels (Electronic Steering)	311-0207E	--
2011-07	All w/ Air Suspension w/ 19" Wheels (Electronic Steering)	311-0209E	--
2011-07	All w/ Coil Spring Suspension (Electronic Steering)	311-0208E	--
<b>SC300</b>			
2000-92	All, Supplied w/ EVO Component	311-0158P	--
2000-92	All, Supplied w/o EVO Component	311-0158	--
<b>SC400</b>			
2000-92	All, Supplied w/ EVO Component	311-0158P	--
2000-92	All, Supplied w/o EVO Component	311-0158	--
<b>SC430</b>			
2010-02	All	311-0179	--
<b>LEXUS TRUCKS</b>			
<b>GX460</b>			
2012-10	All	311-0229	--
<b>GX470</b>			
2009-03	All	311-0204	--
<b>LX470</b>			
2007-03	All	311-0187	--
2002-98	All	311-0186	--
<b>LX570</b>			
2015-08	All	311-0211	--
<b>RX300</b>			
2003-99	All	311-0188	--
<b>RX330</b>			
2006-04	All	311-0200	--
<b>RX350</b>			
2015-10	All (Electronic Steering)	211-0128	--
2009	All	311-0200	--
2008-07	All	311-0200	--
<b>RX450h</b>			
2015-10	All (Electronic Steering)	211-0128	--
<b>LINCOLN</b>			
<b>CONTINENTAL</b>			
2002-95	All	101-0118	--
1994-88	All	101-0121	--
1987-85	All w/ Performance Suspension	101-0111	--
1987-85	All w/o Performance Suspension (Ford Design) w/1 Piece Mounting Bushing	101-0107	--
1987-85	All w/o Performance Suspension (Ford Design) w/2 Piece Mounting Bushing	101-0106	--
1987-85	All w/o Performance Suspension (TRW Design)	101-0108	--

Years	Application	Power	Manual
<b>LINCOLN (cont'd)</b>			
<b>CONTINENTAL (Cont'd)</b>			
1984-82	All w/ Performance Suspension	101-0111	--
1984-82	All w/o Performance Suspension (Ford Design)	101-0107	--
1984-82	All w/o Performance Suspension (TRW Design)	101-0108	--
<b>LS</b>			
2006-04	All, Supplied w/ EVO Component	101-0205P	--
2006-04	All, Supplied w/o EVO Component	101-0205	--
2003	All (Before 11/18/02), Supplied w/ EVO Component	101-0147P	--
2003	All (Before 11/18/02), Supplied w/o EVO Component	101-0147	--
2003	All (From 11/18/02), Supplied w/ EVO Component	101-0205P	--
2003	All (From 11/18/02), Supplied w/o EVO Component	101-0205	--
2002-00	All, Supplied w/ EVO Component	101-0147P	--
2002-00	All, Supplied w/o EVO Component	101-0147	--
<b>MARK SERIES</b>			
1998-97	All	101-0131	--
1996-93	All	101-0115	--
1992-84	All w/ Performance Suspension	101-0111	--
1992-84	All w/o Performance Suspension (Ford Design) w/1 Piece Mounting Bushing	101-0107	--
1992-84	All w/o Performance Suspension (Ford Design) w/2 Piece Mounting Bushing	101-0106	--
1992-84	All w/o Performance Suspension (TRW Design)	101-0108	--
<b>MKS</b>			
2013-11	All (Exc. Turbo) w/ Hydraulic Steering	101-0260	--
2010	All 3.5L Eng. w/ Parking Assist System	201-0123	--
2010	All 3.7L Eng.	101-0232	--
2009	All	101-0232	--
<b>MKZ</b>			
2012-10	All (Electronic Steering)	201-0130E	--
2012-10	All (Hydraulic Steering)	101-0257	--
2009-07	All	101-0228	--
<b>TOWN CAR</b>			
2011-08	All	101-0226	--
2007-03	All (Exc. Limo), Supplied w/ EVO Component	101-0190P	--
2007-03	All (Exc. Limo), Supplied w/o EVO Component	101-0190	--
2007-03	Limo, Supplied w/ EVO Component	101-0162P	--
2007-03	Limo, Supplied w/o EVO Component	101-0162	--
<b>ZEPHYR</b>			
2006	All w/ 16" Tires	101-0227	--
2006	All w/ 17" Tires	101-0228	--
<b>LINCOLN TRUCKS</b>			
<b>AVIATOR</b>			
2005-03	All, Supplied w/ EVO Component	101-0206P	--
2005-03	All, Supplied w/o EVO Component	101-0206	--
<b>MARK LT</b>			
2008-04	All 2WD	101-0213	--

## Rack & Pinion

Years	Application	Power	Manual
<b>LINCOLN TRUCKS (cont'd)</b>			
<b>MARK LT (Cont'd)</b>			
2008-04	All 4WD	101-0214	--
<b>MKT</b>			
2012	All (Exc. Turbo)	101-0232	--
2011-10	All (Exc. Turbo)	101-0232	--
2011-10	All (Turbo) w/ Parking Assist Warning	201-0123	--
2011-10	All (Turbo) w/o Parking Assist Warning	201-0124	--
<b>MKX</b>			
2014-11	All (Hydraulic Steering) (Exc. 22" Wheels)	101-0249	--
2014-11	All (Hydraulic Steering) w/ 22" Wheels	101-0258	--
2010-09	All (Exc. 22" Wheels)	101-0249	--
2010-09	All w/ 22" Wheels	101-0233	--
2008-07	All	101-0249	--
<b>NAVIGATOR</b>			
2014-11	All	101-0264	--
2010-09	All	101-0236	--
2008-07	All	101-0234	--
2006-03	All, Supplied w/ EVO Component	101-0202P	--
2006-03	All, Supplied w/o EVO Component	101-0202	--
<b>MAZDA</b>			
<b>3</b>			
2013-10	All (Exc. Turbo)	308-0176	--
2009-08	All (Exc. Turbo)	308-0151	--
2009-08	All Turbo	308-0150	--
2007-06	All	308-0151	--
2005-04	All	308-0146	--
<b>6</b>			
2013-09	All	308-0173	--
2008	4 Cyl. Eng.	308-0152	--
2008	6 Cyl. Eng.	308-0153	--
2007	4 Cyl. Eng. (Exc. Turbo)	308-0152	--
2007	4 Cyl. Eng. Turbo	308-0154	--
2007	6 Cyl. Eng.	308-0153	--
2006	All (Exc. Turbo)	308-0152	--
2006	All Turbo	308-0154	--
2005-03	All	308-0147	--
<b>323</b>			
1994	All	308-0110	208-0105
1993-90	All	308-0122	208-0105
1989-88	Power Steering, 4WD	308-0141	--
1989-88	Power Steering, FWD	308-0103	--
1987-86	All	308-0103	208-0103
1989-88	Manual Steering	--	208-0103
<b>929</b>			
1995-92	All	308-0118	--
1991-90	DOHC Eng.	308-0114	--
1991-90	SOHC Eng.	308-0113	--
1989-88	All	308-0107	--
<b>GLC</b>			
1985-83	All	308-0102	--
1981	Sedan, Hatchback	--	208-0102
<b>MIATA, MX-5 MIATA</b>			
2014-06	All	308-0155	--
2005-04	All (Exc. Mazdaspeed)	308-0111	--

Years	Application	Power	Manual
<b>MAZDA (cont'd)</b>			
<b>MIATA, MX-5 MIATA (Cont'd)</b>			
2005-04	All Mazdaspeed	308-0157	--
2003-98	All	308-0111	208-0108
1997-96	All	308-0132	--
1995-90	All	308-0117	--
<b>MILLENNIA</b>			
2002-01	All	308-0149	--
2000-98	All	308-0131	--
1997-95	All	308-0123	--
<b>MX-3</b>			
1995-94	4 Cyl. Eng.	308-0120	--
1995-94	6 Cyl. Eng.	308-0130	--
1993-92	4 Cyl. Eng.	308-0120	--
1993-92	6 Cyl. Eng.	308-0125	--
<b>MX-6, 626</b>			
2002-93	All	101-0145	--
1992-88	All (Exc. Turbo)	308-0108	--
1992-88	Turbo	308-0106	--
1987-86	All	308-0101	208-0107
1985-83	All	308-0101	208-0104
<b>PROTEGE, PROTEGE5</b>			
2003-01	All	308-0145	--
2000-99	All	308-0112	--
1998-95	All	308-0124	--
1994	All	308-0110	208-0105
1993-92	All	308-0122	208-0105
1991-90	All	308-0122	208-0105
<b>RX-7</b>			
1995-93	All	308-0119	--
1992-89	All w/ Velocity Sensor	308-0121	--
1992-89	All w/o Velocity Sensor	308-0109	--
1988	All	308-0104	--
1987	All (From Serial #550169)	308-0104	--
1987	All (To Serial #550168)	308-0121	--
1986	All	308-0121	--
<b>MAZDA TRUCKS</b>			
<b>5</b>			
2014-12	All	308-0179	--
2010-06	All	308-0151	--
<b>B2300 PICKUP</b>			
2009-04	All	101-0151	--
2003-01	All	101-0132	--
<b>B2500 PICKUP</b>			
2001	Regular Cab	101-0132	--
2000-98	Cab Plus	101-0155	--
2000-98	Regular Cab	101-0132	--
<b>B3000 PICKUP</b>			
2007	Extended Cab	101-0149	--
2007	Regular Cab	308-0163	--
2006	Extended Cab	101-0149	--
2006	Regular Cab	101-0148	--
2005-04	Extended Cab	101-0149	--
2005-04	Regular Cab	101-0148	--
2003-01	Cab Plus	101-0149	--

## Rack & Pinion

Years	Application	Power	Manual
<b>MAZDA TRUCKS (cont'd)</b>			
<b>B3000 PICKUP (Cont'd)</b>			
2003-01	Regular Cab	101-0148	--
2000-98	Cab Plus	101-0155	--
2000-98	Regular Cab	101-0132	--
<b>B4000 PICKUP</b>			
2009	All	101-0149	--
2008	All	308-0168	--
2007	All	101-0149	--
2006-04	All	101-0149	--
2003-01	Cab Plus	101-0149	--
2003-01	Regular Cab	101-0148	--
2000-98	Cab Plus	101-0155	--
2000-98	Regular Cab	101-0132	--
<b>CX-7</b>			
2012-07	All	308-0169	--
<b>CX-9</b>			
2012-07	All	308-0170	--
<b>MPV</b>			
2006-02	All (Before 10/1/03)	308-0148	--
2001-00	All	308-0174	--
1998-96	2WD	308-0115	--
1998-96	4WD	308-0129	--
1995-94	2WD	308-0115	--
1995-94	4WD	308-0127	--
1993	2WD	308-0115	--
1993	4WD (Before 8/2/93)	308-0116	--
1993	4WD (From 8/2/93)	308-0127	--
1992-89	2WD	308-0115	--
1992-89	4WD	308-0116	--
<b>TRIBUTE</b>			
2011-10	All (Exc. Hybrid) (Electronic Steering)	201-0128	--
2011-10	All Hybrid (Electronic Steering)	201-0129	--
2009-08	All (Exc. Hybrid)	308-0172	--
2009-08	All Hybrid	308-0171	--
2007-05	All w/ P215/70R/16 Tires	101-0220	--
2007-05	All w/ P235/70R/16 Tires	101-0220	--
2004-01	Aluminum Wheels	101-0170	--
2004-01	Steel Wheels	101-0150	--
<b>MERCEDES</b>			
<b>C32</b>			
2004-02	All	313-0256	--
<b>C55</b>			
2006-05	All w/ Speed Sensing Steering	313-0255	--
2006-05	All w/o Speed Sensing Steering	313-0256	--
<b>C63</b>			
2015-08	All	313-0339	--
<b>C230</b>			
2007-06	All w/ Speed Sensing Steering	313-0255	--
2007-06	All w/o Speed Sensing Steering	313-0386	--
2005	All w/ Speed Sensing Steering	313-0255	--
2005	All w/o Speed Sensing Steering	313-0256	--
2004-02	All	313-0256	--

Years	Application	Power	Manual
<b>MERCEDES (cont'd)</b>			
<b>C240</b>			
2005	All (Exc. 4Matic) w/ Speed Sensing Steering	313-0255	--
2005	All (Exc. 4Matic) w/o Speed Sensing Steering	313-0256	--
2005	All 4Matic w/ Speed Sensing Steering, Supplied w/ EVO Component	313-0258P	--
2005	All 4Matic w/ Speed Sensing Steering, Supplied w/o EVO Component	313-0258	--
2005	All 4Matic w/o Speed Sensing Steering	313-0259	--
2004-03	All (Exc. 4Matic)	313-0256	--
2004-03	All 4Matic w/ Speed Sensing Steering	313-0260	--
2004-03	All 4Matic w/o Speed Sensing Steering	313-0259	--
2002-01	All	313-0256	--
<b>C250</b>			
2014-12	All w/ Speed Sensing Steering	313-0389	--
2014-12	All w/o Speed Sensing Steering	313-0264	--
<b>C280</b>			
2007	All 4Matic	313-0259	--
2007	All Luxury	313-0256	--
2006	All 4Matic w/ Speed Sensing Steering, Supplied w/ EVO Component	313-0258P	--
2006	All 4Matic w/ Speed Sensing Steering, Supplied w/o EVO Component	313-0258	--
2006	All 4Matic w/o Speed Sensing Steering	313-0259	--
2006	All Luxury w/ Speed Sensing Steering	313-0255	--
2006	All Luxury w/o Speed Sensing Steering	313-0256	--
<b>C300</b>			
2014-12	All	313-0261	--
2011	All (Exc. 4Matic) w/ Speed Sensing Steering	313-0380	--
2011	All (Exc. 4Matic) w/o Speed Sensing Steering	313-0264	--
2011	All 4Matic w/o Speed Sensing Steering	313-0261	--
2010	All (Exc. 4Matic) w/ Speed Sensing Steering	313-0262	--
2010	All (Exc. 4Matic) w/o Speed Sensing Steering	313-0264	--
2010	All 4Matic	313-0261	--
2009-08	All (Exc. 4Matic) w/ Speed Sensing Steering (From Chassis #089357)	313-0262	--
2009-08	All (Exc. 4Matic) w/ Speed Sensing Steering (To Chassis #089356)	313-0263	--
2009-08	All (Exc. 4Matic) w/o Speed Sensing Steering	313-0264	--
2009-08	All 4Matic	313-0261	--
<b>C320</b>			
2005	All (Exc. 4Matic) w/ Parametric Steering	313-0255	--
2005	All (Exc. 4Matic) w/o Parametric Steering	313-0256	--
2005	All 4Matic w/ Speed Sensing Steering, Supplied w/ EVO Component	313-0258P	--
2005	All 4Matic w/ Speed Sensing Steering, Supplied w/o EVO Component	313-0258	--
2005	All 4Matic w/o Speed Sensing Steering	313-0259	--
2004-03	All (Exc. 4Matic)	313-0256	--
2004-03	All 4Matic w/ Speed Sensing Steering	313-0260	--
2004-03	All 4Matic w/o Speed Sensing Steering	313-0259	--

## Rack & Pinion

Years	Application	Power	Manual
<b>MERCEDES (cont'd)</b>			
<b>C320 (Cont'd)</b>			
2002-01	All	313-0256	--
<b>C350</b>			
2015-12	All (Exc. 4Matic) w/ Speed Sensing Steering	313-0389	--
2015-12	All (Exc. 4Matic) w/o Speed Sensing Steering	313-0264	--
2015-12	All 4Matic w/ Speed Sensing Steering	313-0389	--
2011	All (Exc. 4Matic) w/ Speed Sensing Steering	313-0380	--
2011	All (Exc. 4Matic) w/o Speed Sensing Steering	313-0264	--
2010	All w/ Sport Pkg. w/ Speed Sensing Steering	313-0262	--
2010	All w/ Sport Pkg. w/o Speed Sensing Steering	313-0264	--
2009-08	All w/ Sport Pkg. w/ Speed Sensing Steering (From Chassis #089357)	313-0262	--
2009-08	All w/ Sport Pkg. w/ Speed Sensing Steering (To Chassis #089356)	313-0263	--
2009-08	All w/ Sport Pkg. w/o Speed Sensing Steering (From Chassis #089357)	313-0264	--
2009-08	All w/ Sport Pkg. w/o Speed Sensing Steering (To Chassis #089356)	313-0264	--
2007	All (Exc. 4Matic)	313-0255	--
2007	All 4Matic, Supplied w/ EVO Component	313-0258P	--
2007	All 4Matic, Supplied w/o EVO Component	313-0258	--
2006	All (Exc. 4Matic) w/ Speed Sensing Steering	313-0255	--
2006	All (Exc. 4Matic) w/o Speed Sensing Steering	313-0256	--
2006	All 4Matic w/ Speed Sensing Steering, Supplied w/ EVO Component	313-0258P	--
2006	All 4Matic w/ Speed Sensing Steering, Supplied w/o EVO Component	313-0258	--
2006	All 4Matic w/o Speed Sensing Steering	313-0259	--
<b>CL55</b>			
2006-05	All, Supplied w/ EVO Component	313-0266P	--
2006-05	All, Supplied w/o EVO Component	313-0266	--
2004-01	All	313-0267	--
<b>CL63</b>			
2014-11	All	313-0381	--
2010-08	All	313-0269	--
<b>CL65</b>			
2014-11	All	313-0383	--
2010-08	All	313-0269	--
2006-05	All, Supplied w/ EVO Component	313-0266P	--
2006-05	All, Supplied w/o EVO Component	313-0266	--
<b>CL500</b>			
2006-04	All, Supplied w/ EVO Component	313-0266P	--
2006-04	All, Supplied w/o EVO Component	313-0266	--
2003-00	All	313-0267	--
<b>CL550</b>			
2014-11	All	313-0362	--
2010	All	313-0346	--
2009-07	All	313-0268	--

Years	Application	Power	Manual
<b>MERCEDES (cont'd)</b>			
<b>CL600</b>			
2014-11	All	313-0382	--
2010	All	313-0347	--
2009-08	All	313-0268	--
2007-04	All, Supplied w/ EVO Component	313-0266P	--
2007-04	All, Supplied w/o EVO Component	313-0266	--
2003-01	All	313-0267	--
<b>CLK55</b>			
2006	All w/ Speed Sensing Steering	313-0255	--
2006	All w/o Speed Sensing Steering	313-0256	--
2005	All w/ Parametric Steering	313-0255	--
2005	All w/o Parametric Steering	313-0256	--
2004-03	All	313-0256	--
<b>CLK63</b>			
2009	All	313-0255	--
2008	All Convertible	313-0255	--
2008	All Coupe	313-0271	--
2007	All	313-0268	--
<b>CLK320</b>			
2005	All w/ Parametric Steering	313-0255	--
2005	All w/o Parametric Steering	313-0256	--
2004	All	313-0256	--
2003	All Coupe	313-0256	--
<b>CLK350</b>			
2009-07	All	313-0255	--
2006	All w/ Speed Sensing Steering	313-0255	--
2006	All w/o Speed Sensing Steering	313-0256	--
<b>CLK500</b>			
2006	All w/ Speed Sensing Steering	313-0255	--
2006	All w/o Speed Sensing Steering	313-0256	--
2005	All w/ Parametric Steering	313-0255	--
2005	All w/o Parametric Steering	313-0256	--
2004-03	All	313-0256	--
<b>CLK550</b>			
2009-07	All	313-0255	--
<b>CLS55</b>			
2006	All, Supplied w/ EVO Component	313-0270P	--
2006	All, Supplied w/o EVO Component	313-0270	--
<b>CLS63</b>			
2011-07	All, Supplied w/ EVO Component	313-0270P	--
2011-07	All, Supplied w/o EVO Component	313-0270	--
<b>CLS500</b>			
2006	All, Supplied w/ EVO Component	313-0270P	--
2006	All, Supplied w/o EVO Component	313-0270	--
<b>CLS550</b>			
2011-07	All, Supplied w/ EVO Component	313-0270P	--
2011-07	All, Supplied w/o EVO Component	313-0270	--
<b>E55</b>			
2006-05	All, Supplied w/ EVO Component	313-0270P	--
2006-05	All, Supplied w/o EVO Component	313-0270	--
2004	All w/ Speed Sensing Steering, Supplied w/ EVO Component	313-0270P	--
2004	All w/ Speed Sensing Steering, Supplied w/o EVO Component	313-0270	--
2004	All w/o Speed Sensing Steering	313-0273	--

## Rack & Pinion

Years	Application	Power	Manual
<b>MERCEDES (cont'd)</b>			
<b>E55 (Cont'd)</b>			
2002-01	All (From VIN #B081645)	313-0279	--
2001	All (To VIN #B081644), Supplied w/ EVO Component	313-0148P	--
2001	All (To VIN #B081644), Supplied w/o EVO Component	313-0148	--
2000-99	All (To VIN #B081644), Supplied w/ EVO Component	313-0148P	--
2000-99	All (To VIN #B081644), Supplied w/o EVO Component	313-0148	--
<b>E63</b>			
2012	All	313-0344	--
2011-10	All	313-0336	--
2009-07	All, Supplied w/ EVO Component	313-0270P	--
2009-07	All, Supplied w/o EVO Component	313-0270	--
<b>E300D</b>			
1999-98	All w/ Electronic Variable Steering, Supplied w/ EVO Component	313-0148P	--
1999-98	All w/ Electronic Variable Steering, Supplied w/o EVO Component	313-0148	--
1997-96	All w/ Electronic Variable Steering, Supplied w/ EVO Component	313-0148P	--
1997-96	All w/ Electronic Variable Steering, Supplied w/o EVO Component	313-0148	--
1997-96	All w/o Electronic Variable Steering	313-0147	--
<b>E320</b>			
2009-07	All w/ Speed Sensing Steering, Supplied w/ EVO Component	313-0270P	--
2009-07	All w/ Speed Sensing Steering, Supplied w/o EVO Component	313-0270	--
2009-07	All w/o Speed Sensing Steering	313-0273	--
2006	All w/ Speed Sensing Steering, Supplied w/ EVO Component	313-0270P	--
2006	All w/ Speed Sensing Steering, Supplied w/o EVO Component	313-0270	--
2005	All (Exc. 4Matic), Supplied w/ EVO Component	313-0270P	--
2005	All (Exc. 4Matic), Supplied w/o EVO Component	313-0270	--
2005	All 4Matic, Supplied w/ EVO Component	313-0275P	--
2005	All 4Matic, Supplied w/o EVO Component	313-0275	--
2004	All (Exc. 4Matic) w/ Speed Sensing Steering, Supplied w/o EVO Component	313-0270	--
2004	All (Exc. 4Matic) w/ Speed Sensing Steering, Supplied w/ EVO Component	313-0270P	--
2004	All (Exc. 4Matic) w/o Speed Sensing Steering	313-0273	--
2004	All 4Matic, Supplied w/ EVO Component	313-0275P	--
2004	All 4Matic, Supplied w/o EVO Component	313-0275	--
2003	All (Exc. 4Matic) Sedan w/ Speed Sensing Steering, Supplied w/o EVO Component	313-0270	--
2003	All (Exc. 4Matic) Sedan w/ Speed Sensing Steering, Supplied w/ EVO Component	313-0270P	--
2003	All (Exc. 4Matic) Sedan w/o Speed Sensing Steering	313-0273	--
2003	All (Exc. 4Matic) Wagon w/ Electronic Variable Steering	313-0352	--

Years	Application	Power	Manual
<b>MERCEDES (cont'd)</b>			
<b>E320 (Cont'd)</b>			
2003	All (Exc. 4Matic) Wagon w/o Electronic Variable Steering	313-0351	--
2003	All 4Matic, Supplied w/ EVO Component	313-0277P	--
2003	All 4Matic, Supplied w/o EVO Component	313-0277	--
2002-01	All (Exc. 4Matic) w/ Electronic Variable Steering	313-0352	--
2002-01	All (Exc. 4Matic) w/o Electronic Variable Steering	313-0351	--
2002-01	All 4Matic, Supplied w/ EVO Component	313-0277P	--
2002-01	All 4Matic, Supplied w/o EVO Component	313-0277	--
2000-98	All (Exc. 4Matic) w/ Electronic Variable Steering, Supplied w/ EVO Component	313-0148P	--
2000-98	All (Exc. 4Matic) w/ Electronic Variable Steering, Supplied w/o EVO Component	313-0148	--
2000-98	All (Exc. 4Matic) w/o Electronic Variable Steering	313-0147	--
2000-98	All 4Matic, Supplied w/ EVO Component	313-0277P	--
2000-98	All 4Matic, Supplied w/o EVO Component	313-0277	--
1997-96	All w/ Electronic Variable Steering, Supplied w/ EVO Component	313-0148P	--
1997-96	All w/ Electronic Variable Steering, Supplied w/o EVO Component	313-0148	--
1997-96	All w/o Electronic Variable Steering	313-0147	--
<b>E350</b>			
2013	All (276.952 Gas Eng.)	TBA	--
2013	All (276.957 Gas Eng.)	313-0342	--
2013	All (Diesel Eng.)	313-0344	--
2012	All (276.957 Gas Eng.)	313-0342	--
2012	All (Diesel Eng.)	313-0344	--
2011-10	All (Exc. 4Matic) (272.980 Gas Eng.) w/ Speed Sensing Steering	313-0398	--
2011-10	All (Exc. 4Matic) (272.980 Gas Eng.) w/o Speed Sensing Steering	313-0344	--
2011-10	All (Exc. 4Matic) (272.988 Gas Eng.) w/ Speed Sensing Steering	313-0341	--
2011-10	All (Exc. 4Matic) (272.988 Gas Eng.) w/o Speed Sensing Steering	313-0342	--
2011-10	All 4Matic	313-0343	--
2009-07	All (Exc. 4Matic), Supplied w/ EVO Component	313-0270P	--
2009-07	All (Exc. 4Matic), Supplied w/o EVO Component	313-0270	--
2009-07	All 4Matic, Supplied w/ EVO Component	313-0275P	--
2009-07	All 4Matic, Supplied w/o EVO Component	313-0275	--
2006	All (Exc. 4Matic) w/ Speed Sensing Steering (From Chassis #A832533), Supplied w/o EVO Component	313-0270	--
2006	All (Exc. 4Matic) w/ Speed Sensing Steering (From Chassis #A832533), Supplied w/ EVO Component	313-0270P	--
2006	All (Exc. 4Matic) w/ Speed Sensing Steering (To Chassis #A832532)	313-0278	--
2006	All (Exc. 4Matic) w/o Speed Sensing Steering	313-0273	--
2006	All 4Matic w/ Sport Pkg., Supplied w/ EVO Component	313-0270P	--

# Rack & Pinion

Years	Application	Power	Manual
<b>MERCEDES (cont'd)</b>			
<b>E350 (Cont'd)</b>			
2006	All 4Matic w/ Sport Pkg., Supplied w/o EVO Component	313-0270	--
2006	All 4Matic w/o Sport Pkg., Supplied w/ EVO Component	313-0275P	--
2006	All 4Matic w/o Sport Pkg., Supplied w/o EVO Component	313-0275	--
<b>E420</b>			
1997	All w/ Electronic Variable Steering, Supplied w/ EVO Component	313-0148P	--
1997	All w/ Electronic Variable Steering, Supplied w/o EVO Component	313-0148	--
<b>E430</b>			
2002-01	All (Exc. 4Matic) w/ Sport Suspension	313-0352	--
2002-01	All (Exc. 4Matic) w/o Sport Suspension	313-0279	--
2002-01	All 4Matic, Supplied w/ EVO Component	313-0277P	--
2002-01	All 4Matic, Supplied w/o EVO Component	313-0277	--
2000	All (Exc. 4Matic) w/ Electronic Variable Steering, Supplied w/ EVO Component	313-0148P	--
2000	All (Exc. 4Matic) w/ Electronic Variable Steering, Supplied w/o EVO Component	313-0148	--
2000	All 4Matic, Supplied w/ EVO Component	313-0277P	--
2000	All 4Matic, Supplied w/o EVO Component	313-0277	--
1999-98	All w/ Electronic Variable Steering, Supplied w/ EVO Component	313-0148P	--
1999-98	All w/ Electronic Variable Steering, Supplied w/o EVO Component	313-0148	--
<b>E500</b>			
2006-04	All (Exc. 4Matic) w/ Speed Sensing Steering, Supplied w/o EVO Component	313-0270	--
2006-04	All (Exc. 4Matic) w/ Speed Sensing Steering, Supplied w/ EVO Component	313-0270P	--
2006-04	All (Exc. 4Matic) w/o Speed Sensing Steering	313-0273	--
2006-04	All 4Matic, Supplied w/ EVO Component	313-0275P	--
2006-04	All 4Matic, Supplied w/o EVO Component	313-0275	--
2003	All w/ Speed Sensing Steering, Supplied w/ EVO Component	313-0270P	--
2003	All w/ Speed Sensing Steering, Supplied w/o EVO Component	313-0270	--
2003	All w/o Speed Sensing Steering	313-0273	--
<b>E550</b>			
2013-12	All	313-0343	--
2011-10	All (Exc. 4Matic) (273.966 Eng.) w/ Speed Sensing Steering	313-0341	--
2011-10	All (Exc. 4Matic) (273.966 Eng.) w/o Speed Sensing Steering	313-0342	--
2011-10	All (Exc. 4Matic) (273.971 Eng.) w/ Speed Sensing Steering	313-0345	--
2011-10	All (Exc. 4Matic) (273.971 Eng.) w/o Speed Sensing Steering	313-0344	--
2011-10	All 4Matic	313-0343	--
2009-07	All (Exc. 4Matic)	313-0280	--
2009-07	All 4Matic, Supplied w/ EVO Component	313-0275P	--
2009-07	All 4Matic, Supplied w/o EVO Component	313-0275	--
<b>S55</b>			
2006	All, Supplied w/ EVO Component	313-0266P	--

Years	Application	Power	Manual
<b>MERCEDES (cont'd)</b>			
<b>S55 (Cont'd)</b>			
2006	All, Supplied w/o EVO Component	313-0266	--
2005	All w/ Armored Package	313-0267	--
2005	All w/o Armored Package, Supplied w/ EVO Component	313-0266P	--
2005	All w/o Armored Package, Supplied w/o EVO Component	313-0266	--
2004-01	All	313-0267	--
<b>S63</b>			
2013-11	All	313-0381	--
2010-08	All	313-0269	--
<b>S65</b>			
2013-10	All	313-0383	--
2009	All	313-0269	--
2008-07	All	313-0268	--
2006	All w/ Armored Package	313-0267	--
2006	All w/o Armored Package, Supplied w/ EVO Component	313-0266P	--
2006	All w/o Armored Package, Supplied w/o EVO Component	313-0266	--
<b>S350</b>			
2013-12	All	313-0362	--
2006	All, Supplied w/ EVO Component	313-0266P	--
2006	All, Supplied w/o EVO Component	313-0266	--
<b>S400</b>			
2013-10	All	313-0348	--
<b>S430</b>			
2006	All (Exc. 4Matic), Supplied w/ EVO Component	313-0266P	--
2006	All (Exc. 4Matic), Supplied w/o EVO Component	313-0266	--
2006	All 4Matic, Supplied w/ EVO Component	313-0281P	--
2006	All 4Matic, Supplied w/o EVO Component	313-0281	--
2005-03	All (Exc. 4Matic) w/ Armored Package	313-0267	--
2005-03	All (Exc. 4Matic) w/o Armored Package, Supplied w/o EVO Component	313-0266	--
2005-03	All (Exc. 4Matic) w/o Armored Package, Supplied w/ EVO Component	313-0266P	--
2005-03	All 4Matic, Supplied w/ EVO Component	313-0281P	--
2005-03	All 4Matic, Supplied w/o EVO Component	313-0281	--
2002-00	All	313-0267	--
<b>S500</b>			
2006	All (Exc. 4Matic), Supplied w/ EVO Component	313-0266P	--
2006	All (Exc. 4Matic), Supplied w/o EVO Component	313-0266	--
2006	All 4Matic, Supplied w/ EVO Component	313-0281P	--
2006	All 4Matic, Supplied w/o EVO Component	313-0281	--
2005-03	All (Exc. 4Matic) w/ Armored Package	313-0267	--
2005-03	All (Exc. 4Matic) w/o Armored Package, Supplied w/o EVO Component	313-0266	--
2005-03	All (Exc. 4Matic) w/o Armored Package, Supplied w/ EVO Component	313-0266P	--
2005-03	All 4Matic, Supplied w/ EVO Component	313-0281P	--
2005-03	All 4Matic, Supplied w/o EVO Component	313-0281	--
2002-00	All	313-0267	--

## Rack & Pinion

Years	Application	Power	Manual
<b>MERCEDES (cont'd)</b>			
<b>S550</b>			
2013	All (Exc. 4Matic) w/ Active Body Control	TBA	--
2013	All (Exc. 4Matic) w/o Active Body Control	313-0348	--
2013	All 4Matic	313-0362	--
2012-10	All (Exc. 4Matic) w/ Active Body Control	313-0382	--
2012-10	All (Exc. 4Matic) w/o Active Body Control	313-0348	--
2012-10	All 4Matic	313-0362	--
2009-07	All (Exc. 4Matic)	313-0268	--
2009-07	All 4Matic, Supplied w/ EVO Component	313-0282P	--
2009-07	All 4Matic, Supplied w/o EVO Component	313-0282	--
<b>S600</b>			
2013-10	All	313-0382	--
2009-07	All	313-0268	--
2006-03	All w/ Armored Package	313-0267	--
2006-03	All w/o Armored Package, Supplied w/ EVO Component	313-0266P	--
2006-03	All w/o Armored Package, Supplied w/o EVO Component	313-0266	--
2002-01	All	313-0267	--
<b>SL55</b>			
2008-06	All	313-0283	--
2005-03	All, Supplied w/ EVO Component	313-0284P	--
2005-03	All, Supplied w/o EVO Component	313-0284	--
<b>SL63</b>			
2012-09	All	313-0283	--
<b>SL65</b>			
2011-10	All	313-0283	--
2009	All (Exc. Black Series)	313-0283	--
2009	All Black Series, Supplied w/ EVO Component	313-0285P	--
2009	All Black Series, Supplied w/o EVO Component	313-0285	--
2008-06	All	313-0283	--
2005	All, Supplied w/ EVO Component	313-0284P	--
2005	All, Supplied w/o EVO Component	313-0284	--
<b>SL500</b>			
2006	All	313-0283	--
2005-03	All, Supplied w/ EVO Component	313-0284P	--
2005-03	All, Supplied w/o EVO Component	313-0284	--
<b>SL550</b>			
2012-07	All	313-0283	--
<b>SL600</b>			
2009-06	All	313-0283	--
2005-04	All, Supplied w/ EVO Component	313-0284P	--
2005-04	All, Supplied w/o EVO Component	313-0284	--
<b>SLK55</b>			
2010-07	All, Supplied w/ EVO Component	313-0285P	--
2010-07	All, Supplied w/o EVO Component	313-0285	--
2006	All w/ Speed Sensing Steering, Supplied w/ EVO Component	313-0285P	--
2006	All w/ Speed Sensing Steering, Supplied w/o EVO Component	313-0285	--
2006	All w/o Speed Sensing Steering	313-0286	--
2005	All, Supplied w/ EVO Component	313-0285P	--
2005	All, Supplied w/o EVO Component	313-0285	--

Years	Application	Power	Manual
<b>MERCEDES (cont'd)</b>			
<b>SLK250</b>			
2015-12	All w/ Speed Sensing Steering	313-0388	--
2015-12	All w/o Speed Sensing Steering	313-0387	--
<b>SLK280</b>			
2008-07	All, Supplied w/ EVO Component	313-0285P	--
2008-07	All, Supplied w/o EVO Component	313-0285	--
2006	All w/ Speed Sensing Steering, Supplied w/ EVO Component	313-0285P	--
2006	All w/ Speed Sensing Steering, Supplied w/o EVO Component	313-0285	--
2006	All w/o Speed Sensing Steering	313-0286	--
<b>SLK300</b>			
2011-09	All	313-0337	--
<b>SLK350</b>			
2015-12	All w/ Speed Sensing Steering	313-0388	--
2015-12	All w/o Speed Sensing Steering	313-0387	--
2011-10	All	313-0337	--
2009-07	All, Supplied w/ EVO Component	313-0285P	--
2009-07	All, Supplied w/o EVO Component	313-0285	--
2006	All w/ Speed Sensing Steering, Supplied w/ EVO Component	313-0285P	--
2006	All w/ Speed Sensing Steering, Supplied w/o EVO Component	313-0285	--
2006	All w/o Speed Sensing Steering	313-0286	--
2005	All w/ Speed Sensing Steering, Supplied w/ EVO Component	313-0285P	--
2005	All w/ Speed Sensing Steering, Supplied w/o EVO Component	313-0285	--
2005	All w/o Speed Sensing Steering	313-0287	--
<b>SLR MCLAREN</b>			
2009-05	All	313-0288	--
<b>SLS</b>			
2014-11	All	313-0385	--
<b>MERCEDES TRUCKS</b>			
<b>GL320</b>			
2009-07	All w/ Speed Sensing Steering, Supplied w/ EVO Component	313-0289P	--
2009-07	All w/ Speed Sensing Steering, Supplied w/o EVO Component	313-0289	--
2009-07	All w/o Speed Sensing Steering	313-0290	--
<b>GL350</b>			
2012-10	All w/ Electro Hydraulic Steering	313-0384	--
2012-10	All w/ Hydraulic Steering	313-0290	--
<b>GL450</b>			
2012-10	All	313-0290	--
2009-07	All w/ Speed Sensing Steering, Supplied w/ EVO Component	313-0289P	--
2009-07	All w/ Speed Sensing Steering, Supplied w/o EVO Component	313-0289	--
2009-07	All w/o Speed Sensing Steering	313-0290	--
<b>GL550</b>			
2012-10	All	313-0290	--
2009-08	All	313-0361	--
<b>GLK350</b>			
2013-10	All	313-0340	--



# Rack & Pinion

Years	Application	Power	Manual
<b>MERCEDES TRUCKS (cont'd)</b>			
<b>ML55</b>			
2003-00	All (From Chassis #X754620)	313-0293	--
2003-00	All (To Chassis #X754619), Supplied w/ EVO Component	313-0292P	--
2003-00	All (To Chassis #X754619), Supplied w/o EVO Component	313-0292	--
<b>ML63</b>			
2011	All	313-0363	--
2010-07	All w/ Speed Sensing Steering, Supplied w/ EVO Component	313-0289P	--
2010-07	All w/ Speed Sensing Steering, Supplied w/o EVO Component	313-0289	--
2010-07	All w/o Speed Sensing Steering	313-0290	--
<b>ML320</b>			
2009-07	All w/ Speed Sensing Steering, Supplied w/ EVO Component	313-0289P	--
2009-07	All w/ Speed Sensing Steering, Supplied w/o EVO Component	313-0289	--
2009-07	All w/o Speed Sensing Steering	313-0290	--
2003	All (To Chassis #A289559 & X754619)	313-0291	--
2002	All (From Chassis #A289560 & X754620)	313-0206	--
2002	All (To Chassis #A289559 & X754619)	313-0291	--
2001	All (To Chassis #A289559 & X754619)	313-0291	--
2000-98	All	313-0173	--
<b>ML350</b>			
2011-10	All (Diesel Eng.) w/ Electro Hydraulic Steering	313-0384	--
2011-10	All (Diesel Eng.) w/ Hydraulic Steering	313-0290	--
2009-06	All w/ Speed Sensing Steering, Supplied w/ EVO Component	313-0289P	--
2009-06	All w/ Speed Sensing Steering, Supplied w/o EVO Component	313-0289	--
2009-06	All w/o Speed Sensing Steering	313-0290	--
2005-03	All	313-0206	--
<b>ML430</b>			
2001	All	313-0291	--
2000-99	All	313-0173	--
<b>ML450</b>			
2011	All w/o Electronic Speed Sensitive Steering	313-0290	--
2010	All w/ Electronic Speed Sensitive Steering	313-0350	--
2010	All w/o Electronic Speed Sensitive Steering	313-0290	--
<b>ML500</b>			
2007-06	All w/ Speed Sensing Steering, Supplied w/ EVO Component	313-0289P	--
2007-06	All w/ Speed Sensing Steering, Supplied w/o EVO Component	313-0289	--
2007-06	All w/o Speed Sensing Steering	313-0290	--
2005-02	All	313-0206	--
<b>ML550</b>			
2011-10	All w/ Speed Sensing Steering, Supplied w/ EVO Component	313-0289P	--
2011-10	All w/ Speed Sensing Steering, Supplied w/o EVO Component	313-0289	--
2011-10	All w/o Speed Sensing Steering	313-0290	--

Years	Application	Power	Manual
<b>MERCEDES TRUCKS (cont'd)</b>			
<b>ML550 (Cont'd)</b>			
2009	All w/ Speed Sensing Steering, Supplied w/ EVO Component	313-0289P	--
2009	All w/ Speed Sensing Steering, Supplied w/o EVO Component	313-0289	--
2009	All w/o Speed Sensing Steering	313-0361	--
2008	All w/ Speed Sensing Steering, Supplied w/ EVO Component	313-0289P	--
2008	All w/ Speed Sensing Steering, Supplied w/o EVO Component	313-0289	--
2008	All w/o Speed Sensing Steering	313-0290	--
<b>R63</b>			
2007	All	313-0296	--
<b>R320</b>			
2009-08	All	313-0294	--
2007	All w/ Speed Sensing Steering, Supplied w/ EVO Component	313-0295P	--
2007	All w/ Speed Sensing Steering, Supplied w/o EVO Component	313-0295	--
2007	All w/o Speed Sensing Steering	313-0296	--
<b>R350</b>			
2012-11	All	313-0349	--
2010	All (Exc. 4MATIC)	TBA	--
2010	All 4Matic, Diesel Eng.	313-0349	--
2010	All 4Matic, Gas Eng.	313-0294	--
2009-08	All	313-0294	--
2007-06	All w/ Speed Sensing Steering, Supplied w/ EVO Component	313-0295P	--
2007-06	All w/ Speed Sensing Steering, Supplied w/o EVO Component	313-0295	--
2007-06	All w/o Speed Sensing Steering	313-0296	--
<b>R500</b>			
2007-06	All w/ Speed Sensing Steering, Supplied w/ EVO Component	313-0295P	--
2007-06	All w/ Speed Sensing Steering, Supplied w/o EVO Component	313-0295	--
2007-06	All w/o Speed Sensing Steering	313-0296	--
<b>Sprinter 2500</b>			
2013-12	All	313-0390	--
2011	All (Before 3/28/11)	102-0229	--
2011	All (From 3/28/11)	313-0390	--
2010	All	102-0229	--
<b>Sprinter 3500</b>			
2013-12	All	313-0390	--
2011	All (Before 3/28/11)	102-0229	--
2011	All (From 3/28/11)	313-0390	--
2010	All	102-0229	--
<b>MERCURY</b>			
<b>BOBCAT</b>			
1980-74	All w/ 1 1/4" Input Shaft	101-0101	--
1980-74	All w/ 2 1/4" Input Shaft (TRW Design)	101-0103	201-0108
1980-74	All w/ 2" Input Shaft (Ford Design)	101-0102	201-0108
<b>CAPRI</b>			
1994-91	All	308-0103	--
1986-82	All w/ Performance Suspension	101-0111	--

## Rack & Pinion

Years	Application	Power	Manual
<b>MERCURY (cont'd)</b>			
<b>CAPRI (Cont'd)</b>			
1986-82	All w/o Performance Suspension (Ford Design) w/ 1 Piece Mounting Bushing	101-0107	201-0110
1986-82	All w/o Performance Suspension (Ford Design) w/ 2 Piece Mounting Bushing	101-0106	201-0110
1986-82	All w/o Performance Suspension (TRW Design)	101-0108	201-0110
1981-80	All w/ Performance Suspension	101-0111	--
1981-80	All w/o Performance Suspension (Ford Design)	101-0104	201-0109
1981-80	All w/o Performance Suspension (TRW Design)	101-0105	201-0109
1979	All (Ford Design)	101-0102	201-0109
1979	All (TRW Design)	101-0103	201-0109
1978-73	All	301-0101	201-0116
<b>COUGAR</b>			
2002-01	All w/ 15" or 16" Tires	101-0139	--
2002-01	All w/ 17" Tires	101-0134	--
2000-99	All	101-0134	--
1997-89	All	101-0115	--
1988-85	All w/ Performance Suspension	101-0111	--
1988-85	All w/o Performance Suspension (Ford Design) w/1 Piece Mounting Bushing	101-0107	--
1988-85	All w/o Performance Suspension (Ford Design) w/2 Piece Mounting Bushing	101-0106	--
1988-85	All w/o Performance Suspension (TRW Design)	101-0108	--
1984	All w/ Performance Suspension	101-0111	--
1984	All w/o Performance Suspension (Ford Design)	101-0107	--
1984	All w/o Performance Suspension (TRW Design)	101-0108	--
1983-82	All w/o Performance Suspension (Ford Design)	101-0143	201-0110
1983-82	All w/o Performance Suspension (TRW Design)	101-0108	201-0110
1981-80	All w/o Performance Suspension (Ford Design)	101-0104	201-0109
1981-80	All w/o Performance Suspension (TRW Design)	101-0105	201-0109
<b>GRAND MARQUIS, MARQUIS, COLONY PARK</b>			
2011-08	All	101-0226	--
2007-03	All (Exc. Limo), Supplied w/ EVO Component	101-0190P	--
2007-03	All (Exc. Limo), Supplied w/o EVO Component	101-0190	--
2007-03	All (Limo), Supplied w/ EVO Component	101-0162P	--
2007-03	All (Limo), Supplied w/o EVO Component	101-0162	--
1986-85	Marquis w/ Performance Suspension	101-0111	--
1986-85	Marquis w/o Performance Suspension (Ford Design) w/ 1 Piece Mounting Bushing	101-0107	--
1986-85	Marquis w/o Performance Suspension (Ford Design) w/ 2 Piece Mounting Bushing	101-0106	--
1986-85	Marquis w/o Performance Suspension (TRW Design)	101-0108	--
1984-83	Marquis w/ Performance Suspension	101-0111	--

Years	Application	Power	Manual
<b>MERCURY (cont'd)</b>			
<b>GRAND MARQUIS, MARQUIS, COLONY PARK (Cont'd)</b>			
1984-83	Marquis w/o Performance Suspension (Ford Design)	101-0107	--
1984-83	Marquis w/o Performance Suspension (TRW Design)	101-0108	--
<b>LYNX, LN7</b>			
1987	All	101-0113	201-0111
1986-81	All	101-0109	201-0111
<b>MARAUDER</b>			
2004-03	All	101-0163	--
<b>MILAN</b>			
2011-10	All (Exc. Sport) (Electronic Steering)	TBA	--
2009-06	All w/ 16" Tires	101-0227	--
2009-06	All w/ 17" Tires	101-0228	--
<b>MONTEGO</b>			
2007-05	All	101-0204	--
<b>MYSTIQUE</b>			
2000-99	All w/ P185/70R14 Tires	101-0134	--
2000-99	All w/ P195/65R14 or P205/60R15 Tires	101-0119	--
1998-95	All	101-0119	--
<b>SABLE</b>			
2009-08	All	101-0232	--
2006-00	All	101-0141	--
1999	All w/ 15" Wheels	101-0137	--
1999	All w/ 16" Wheels	101-0136	--
1998-96	All	101-0127	--
1995-90	All w/ Variable Assist Steering	101-0122	--
1995-90	All w/o Variable Assist Steering	101-0114	--
1989-88	All	101-0114	--
1987	All (Before 2/87)	101-0110	--
1987	All (From 2/87)	101-0114	--
1986	All	101-0110	--
<b>TOPAZ</b>			
1994-90	All	101-0113	--
1989-87	All (Ford Design)	101-0113	--
1989-87	All (TRW Design) (Production Code SPR-BA through DX)	101-0109	--
1986-84	All	101-0109	201-0111
<b>TRACER</b>			
1999-97	All	101-0125	--
1996-94	All	101-0125	201-0117
1993-91	1.8L Eng.	101-0126	201-0117
1993-91	1.9L Eng.	101-0125	201-0117
1989-87	All	308-0103	--
<b>ZEPHYR</b>			
1983-82	All w/ Performance Suspension	101-0111	--
1983-82	All w/o Performance Suspension (Ford Design)	101-0107	201-0110
1983-82	All w/o Performance Suspension (TRW Design)	101-0108	201-0110
1981-80	All w/ Performance Suspension	101-0111	--
1981-80	All w/o Performance Suspension (Ford Design)	101-0104	201-0109
1981-80	All w/o Performance Suspension (TRW Design)	101-0105	201-0109

## Rack & Pinion

Years	Application	Power	Manual
<b>MERCURY (cont'd)</b>			
<b>ZEPHYR (Cont'd)</b>			
1979-78	All (Ford Design)	101-0102	201-0109
1979-78	All (TRW Design)	101-0103	201-0109
<b>MERCURY TRUCKS</b>			
<b>MARINER</b>			
2011-10	All (Exc. Hybrid) (Electronic Steering)	201-0128	--
2011-10	All Hybrid (Electronic Steering)	201-0129	--
2009	All (Exc. Hybrid) (Before 6/3/09) (Electronic Steering)	201-0122	--
2009	All (Exc. Hybrid) (From 6/3/09) (Electronic Steering)	201-0128	--
2009	All Hybrid (Before 6/3/09) (Electronic Steering)	201-0121	--
2009	All Hybrid (From 6/3/09) (Electronic Steering)	201-0129	--
2008	All (Exc. Hybrid) (Electronic Steering)	201-0122	--
2008	All Hybrid (Electronic Steering)	201-0121	--
2007	All w/ Electronic Power Steering (Exc. Hybrid)	201-0122	--
2007	All w/ Electronic Power Steering Hybrid	201-0121	--
2007	All w/ Hydraulic Power Steering (Exc. P235 Tires)	101-0219	--
2007	All w/ Hydraulic Power Steering w/ P235 Tires	101-0220	--
2006-05	All (Exc. P235 Tires)	101-0219	--
2006-05	All w/ P235 Tires	101-0220	--
<b>MONTEREY</b>			
2007-06	All	101-0239	--
2005-04	All	101-0154	--
<b>MOUNTAINEER</b>			
2010-06	All	101-0221	--
2005-02	4.0L Eng.	101-0180	--
2005-02	4.6L Eng.	101-0179	--
2001	4.0L Eng.	101-0180	--
2001	5.0L Eng.	101-0129	--
2000-98	All	101-0129	--
1997	All	101-0117	--
<b>VILLAGER</b>			
2002-93	All	101-0135	--
<b>MERKUR</b>			
<b>SCORPIO</b>			
1990-88	All	313-0121	--
<b>XR4Ti</b>			
1989-85	All	313-0120	--
<b>MINI</b>			
<b>COOPER</b>			
2011-09	All	312-0195	--
2008-07	All Convertible w/ Electro-hydraulic Power Steering	312-0182	--
2008-07	All Coupe	312-0195	--
2006-02	All	312-0182	--
<b>COOPER CLUBMAN</b>			
2011-08	All	312-0195	--

Years	Application	Power	Manual
<b>MINI (cont'd)</b>			
<b>COOPER COUNTRYMAN</b>			
2011	All	312-0195	--
<b>MITSUBISHI</b>			
<b>3000GT</b>			
1998	All (Exc. Turbo)	309-0106	--
1998	Turbo w/ 4 Wheel Steering (Front Steering Rack)	--	--
1997-94	All (Exc. Turbo)	309-0106	--
1997-94	Turbo (Front Steering Rack)	--	--
1993-91	All (Exc. Turbo)	309-0106	--
1993-91	Turbo (Front Steering Rack)	--	--
<b>CORDIA</b>			
1988-83	All	302-0101	209-0105
<b>DIAMANTE</b>			
2004-97	All	309-0123	--
1996	All	309-0106	--
1995-92	DOHC Eng.	309-0112	--
1995-92	SOHC Eng.	309-0106	--
<b>ECLIPSE, ECLIPSE SPYDER</b>			
2012-06	All	309-0138	--
2005-00	4 Cyl. Eng.	102-0162	--
2005-00	6 Cyl. Eng.	102-0164	--
1999-95	All	309-0114	--
1994-91	AWD w/ A.T.	309-0117	209-0106
1994-91	AWD w/ M.T.	309-0113	209-0106
1994-91	FWD (Exc. Turbo)	309-0113	209-0106
1994-91	FWD Turbo w/ A.T.	309-0117	209-0106
1994-91	FWD Turbo w/ M.T.	309-0113	209-0106
1990	All	309-0113	209-0106
<b>GALANT</b>			
2011-10	All	309-0132	--
2009	4 Cyl. Eng.	309-0132	--
2009	6 Cyl. Eng. (Exc. Ralliart)	309-0140	--
2009	6 Cyl. Eng. (Ralliart)	309-0147	--
2008	4 Cyl. Eng.	309-0132	--
2008	6 Cyl. Eng.	309-0142	--
2007-04	4 Cyl. Eng.	309-0132	--
2007-04	6 Cyl. Eng. (Exc. GTS)	309-0142	--
2007-04	6 Cyl. Eng. GTS	309-0140	--
2003-99	All 2.4L Eng.	102-0162	--
2003-99	All 3.0L Eng.	102-0164	--
1998-95	All	309-0109	--
1994	DOHC Eng.	309-0115	--
1994	SOHC Eng.	309-0109	--
1993	DOHC Eng.	309-0104	--
1993	SOHC Eng.	309-0105	--
1992-91	2WD (Exc. Turbo) w/ DOHC Eng.	309-0104	--
1992-91	2WD (Exc. Turbo) w/ SOHC Eng.	309-0105	--
1992-91	4WD (Exc. Turbo) w/ A.T.	309-0113	--
1992-91	4WD (Exc. Turbo) w/ M.T.	309-0105	--
1992-91	Turbo (Front)	--	--
1990	4WD	309-0105	--
1990	FWD w/ DOHC Eng.	309-0104	--
1990	FWD w/ SOHC Eng.	309-0105	--

## Rack & Pinion

Years	Application	Power	Manual
<b>MITSUBISHI (cont'd)</b>			
<b>GALANT (Cont'd)</b>			
1989	DOHC Eng.	309-0104	--
1989	SOHC Eng.	309-0105	--
1988-86	All	309-0102	--
1985	All	309-0101	--
<b>LANCER</b>			
2011-09	2WD	309-0143	--
2011-09	AWD (Evolution Models)	309-0144	--
2011-09	AWD (Ralliart Models)	309-0147	--
2008	All (Exc. Evolution GSR, Evolution MR)	309-0143	--
2008	All Evolution GSR, Evolution MR	309-0144	--
2007	All (Before 2/07)	309-0129	--
2007	All (From 2/07)	309-0145	--
2006-05	2.0L Eng. (Exc. Turbo Evolution)	309-0129	--
2006-05	2.0L Eng. Evolution	309-0125	--
2006-05	2.4L Eng.	309-0139	--
2004	2.0L Eng. (Exc. Evolution)	309-0129	--
2004	2.0L Eng. Evolution	309-0125	--
2004	2.4L Eng. w/ ABS	309-0139	--
2004	2.4L Eng. w/o ABS	309-0129	--
2003	All (Exc. Evolution)	309-0129	--
2003	All Evolution	309-0125	--
2002	All	309-0129	--
<b>MIRAGE</b>			
2002	All	--	202-0113
2001-93	All	309-0116	202-0113
1992-89	All	309-0111	209-0101
1988-85	All	302-0102	209-0103
<b>PRECIS</b>			
1993-90	All	313-0110	209-0108
1989-87	All	313-0103	--
<b>SIGMA</b>			
1990	All	313-0104	--
1989-88	All	309-0102	--
<b>TREDIA</b>			
1988-83	All	302-0101	--
<b>MITSUBISHI TRUCKS</b>			
<b>ENDEAVOR</b>			
2011	LS Models	309-0137	--
2011	SE Models	309-0148	--
2010-04	All	309-0137	--
<b>EXPO, EXPO LRV</b>			
1995-92	All	309-0108	--
<b>MONTERO</b>			
2006-01	All	309-0126	--
<b>OUTLANDER</b>			
2011-08	All 4 Cyl. Eng.	309-0143	--
2011-08	All 6 Cyl. Eng.	309-0141	--
2007	All	309-0141	--
2006-03	2WD	309-0134	--
2006-03	4WD	309-0135	--
<b>OUTLANDER SPORT</b>			
2011	All (Electronic Steering)	309-0149	--

Years	Application	Power	Manual
<b>MITSUBISHI TRUCKS (cont'd)</b>			
<b>RAIDER</b>			
2009-06	All	102-0206	--
<b>VAN, WAGON</b>			
1990-87	All	309-0103	209-0104
<b>NISSAN/DATSUN</b>			
<b>200SX</b>			
1998-95	All	310-0131	210-0111
1988-84	All	310-0107	--
<b>240SX</b>			
1998-95	All	310-0134	--
1994-91	All w/ 2 Wheel Steering	310-0116	--
1994-91	All w/ 4 Wheel Steering (Front)	--	--
1990-89	All	310-0116	--
<b>280Z, 280ZX</b>			
1983-82	All	310-0102	--
1981-80	Turbo	310-0102	--
1979	All (From 10/78) Turbo	310-0102	--
1978-74	All (Exc. 2+2)	--	210-0103
<b>300ZX</b>			
1996-90	All, Supplied w/ EVO Component	310-0114P	--
1996-90	All, Supplied w/o EVO Component	310-0114	--
1989	All (Before 2/89)	310-0106	--
1989	All (From 2/89), Supplied w/ EVO Component	310-0114P	--
1989	All (From 2/89), Supplied w/o EVO Component	310-0114	--
1988-84	All	310-0106	--
<b>310</b>			
1982	All	310-0108	--
1981-79	All	310-0108	210-0102
<b>350Z</b>			
2009-08	All	310-0198	--
2007	All (Before 11/06)	310-0191	--
2007	All (From 11/06), Supplied w/ EVO Component	310-0182P	--
2007	All (From 11/06), Supplied w/o EVO Component	310-0182	--
2006	All, Supplied w/ EVO Component	310-0177P	--
2006	All, Supplied w/o EVO Component	310-0177	--
2005-03	All	310-0165	--
<b>370Z</b>			
2012-09	w/ A.T.	310-0210	--
2012-09	w/ M.T.	310-0212	--
<b>ALTIMA</b>			
2013	All	TBA	--
2012-10	All 4 Cyl Eng. (Exc. Hybrid), Supplied w/ EVO Component	310-0176P	--
2012-10	All 4 Cyl Eng. (Exc. Hybrid), Supplied w/o EVO Component	310-0176	--
2012-10	All 6 Cyl Eng., Coupe	310-0232	--
2012-10	All 6 Cyl Eng., Sedan, Supplied w/ EVO Component	310-0176P	--
2012-10	All 6 Cyl Eng., Sedan, Supplied w/o EVO Component	310-0176	--

## Rack & Pinion

Years	Application	Power	Manual
<b>NISSAN/DATSUN (cont'd)</b>			
<b>ALTIMA (Cont'd)</b>			
2009	All 4 Cyl Eng. (Exc. Hybrid), Supplied w/ EVO Component	310-0176P	--
2009	All 4 Cyl Eng. (Exc. Hybrid), Supplied w/o EVO Component	310-0176	--
2009	All 6 Cyl Eng., Coupe	310-0240	--
2009	All 6 Cyl Eng., Sedan, Supplied w/ EVO Component	310-0176P	--
2009	All 6 Cyl Eng., Sedan, Supplied w/o EVO Component	310-0176	--
2008-07	All (Exc. Hybrid), Supplied w/ EVO Component	310-0176P	--
2008-07	All (Exc. Hybrid), Supplied w/o EVO Component	310-0176	--
2008-07	All Hybrid (Electronic Steering)	210-0114E	--
2006-02	4 Cyl. Eng.	310-0147	--
2006-02	6 Cyl. Eng.	310-0148	--
2001-98	All	310-0146	--
1997	All	310-0136	--
1996	All (Before 2/96)	310-0121	--
1996	All (From 2/96)	310-0136	--
1995-93	All	310-0121	--
<b>CUBE</b>			
2014-09	All (Electronic Steering)	210-0118	--
<b>F10</b>			
1978-76	Manual Steering	--	210-0106
<b>GT-R</b>			
2012-09	All	310-0211	--
<b>MAXIMA, 810</b>			
2014-09	All, Supplied w/ EVO Component	310-0209P	--
2014-09	All, Supplied w/o EVO Component	310-0209	--
2008-04	All	310-0148	--
2003-02	All (Exc. GXE)	310-0149	--
2003-02	GXE Series	310-0159	--
2001-00	All (Exc. SES)	310-0159	--
2001-00	SES Series	310-0149	--
1999-96	All	310-0141	--
1995	All	310-0132	--
1994-89	All	310-0118	--
1988-85	All	310-0109	--
1984-81	All	310-0101	--
<b>PULSAR, NX</b>			
1993-91	1.6L Eng	310-0119	--
1993-91	2.0L Eng	310-0128	--
1990-87	DOHC Eng.	310-0142	--
1990-87	SOHC Eng.	310-0110	--
1986-85	All	310-0104	210-0101
1984-83	All	310-0103	210-0101
<b>SENTRA</b>			
2012-07	2.0L Eng. w/ Electronic Power Steering	210-0113	--
2012-07	2.5L Eng. w/ Electronic Power Steering	210-0115	--
2006-04	1.8L Eng.	310-0150	--
2006-04	2.5L Eng. S	310-0184	--
2006-04	2.5L Eng. SE-R or SE-R Spec V	310-0151	--
2003	1.8L Eng.	310-0150	--

Years	Application	Power	Manual
<b>NISSAN/DATSUN (cont'd)</b>			
<b>SENTRA (Cont'd)</b>			
2003	2.5L Eng. Limited Edition	310-0184	--
2003	2.5L Eng. SE-R or SE-R Spec V	310-0151	--
2002	1.8L Eng.	310-0150	--
2002	2.5L Eng.	310-0151	--
2001-00	All	310-0150	--
1999-95	All	310-0131	210-0111
1994-91	1.6L Eng. (Japan Built)	310-0119	210-0108
1994-91	1.6L Eng. (USA Built)	310-0122	--
1994-91	2.0L Eng. (Japan Built)	310-0128	210-0108
1990-89	2WD (Japan Built)	310-0110	--
1990-89	2WD (USA Built)	310-0112	--
1990-89	4WD	310-0145	--
1988-87	2WD	310-0110	--
1988-87	4WD	310-0144	--
1986-84	All	310-0104	210-0101
1983-82	All	310-0103	210-0101
<b>STANZA</b>			
1992-90	All	310-0120	--
1989-87	Sedan, Hatchback	310-0138	--
1989-87	Station Wagon w/ 2WD	310-0103	--
1989-87	Station Wagon w/ 4WD	310-0113	--
1986	Sedan, Hatchback	310-0105	--
1986	Station Wagon w/ 2WD	310-0103	--
1986	Station Wagon w/ 4WD	310-0113	--
1985-84	Sedan, Hatchback	310-0105	--
1983-82	All (Manual)	--	210-0112
1983-82	Sedan, Hatchback	310-0105	--
<b>VERSA</b>			
2013	1.6L Eng. (Electronic Steering)	TBA	--
2012	1.6L Eng. (Electronic Steering)	TBA	--
2012	1.8L Eng. (Electronic Steering)	210-0117	--
2011	All (Electronic Steering)	210-0117	--
2010-09	1.6L Eng. (Electronic Steering)	210-0117	--
2010-09	1.8L Eng. (Electronic Steering)	210-0109E	--
2008-07	All (Electronic Steering)	210-0109E	--
<b>NISSAN/DATSUN TRUCKS</b>			
<b>ARMADA</b>			
2015-04	All	310-0163	--
<b>AXXESS</b>			
1990	All	310-0117	--
1989	2WD	310-0117	--
1989	4WD (From 4/89)	310-0117	--
<b>FRONTIER</b>			
2015-05	All	310-0173	--
<b>MURANO</b>			
2014	All AWD (S, SL, SV)	TBA	--
2014	All FWD (Exc. LE)	310-0235	--
2014	All FWD (LE)	310-0237	--
2013	All AWD (S, SL, SV)	310-0234	--
2013	All FWD (Exc. LE)	310-0235	--
2013	All FWD (LE)	310-0237	--
2012	All AWD (CrossCabriolet, LE)	310-0236	--
2012	All AWD (S, SL, SV)	310-0234	--

## Rack & Pinion

Years	Application	Power	Manual
<b>NISSAN/DATSUN TRUCKS (cont'd)</b>			
<b>MURANO (Cont'd)</b>			
2012	All FWD (Exc. LE)	310-0235	--
2012	All FWD (LE)	310-0237	--
2011	All AWD, Supplied w/ EVO Component	310-0193P	--
2011	All AWD, Supplied w/o EVO Component	310-0193	--
2011	All FWD (Exc. LE)	310-0235	--
2011	All FWD (LE)	310-0239	--
2010	All AWD, Supplied w/ EVO Component	310-0193P	--
2010	All AWD, Supplied w/o EVO Component	310-0193	--
2010	All FWD	310-0208	--
2009	All AWD (Exc. LE), Supplied w/ EVO Component	310-0193P	--
2009	All AWD (Exc. LE), Supplied w/o EVO Component	310-0193	--
2009	All AWD LE	310-0207	--
2009	All FWD	310-0208	--
2007-05	All AWD	310-0178	--
2007-05	All FWD	310-0186	--
2004-03	All AWD	310-0171	--
2004-03	All FWD	310-0175	--
<b>PATHFINDER</b>			
2015-13	All	TBA	--
2012-05	All	310-0173	--
2004-01	All	310-0158	--
2000	All	310-0140	--
1999-96	All Exc. SE (w/o Factory Fender Flares)	310-0135	--
1999-96	All SE (w/ Factory Fender Flares)	310-0140	--
<b>QUEST</b>			
2012	All	310-0238	--
2009-04	All	310-0164	--
2002-93	All	101-0135	--
<b>ROGUE</b>			
2014-08	All w/ Electronic Power Steering	210-0110	--
<b>TITAN</b>			
2015-04	All	310-0163	--
<b>X-TERRA</b>			
2015-05	All	310-0173	--
<b>OLDSMOBILE</b>			
<b>98 REGENCY</b>			
1996	All	103-0182	--
1995-85	All w/ 2 Ports	103-0107	--
1995-85	All w/ 3 Ports	103-0106	--
<b>ACHIEVA</b>			
1998-94	All	103-0128	--
1993	All w/ Performance Suspension w/ Variable Effort Steering (Exc. SCX Model)	103-0128	--
1993	All w/ Performance Suspension w/ Variable Effort Steering (SCX Model)	103-0126	--
1993	All w/ Performance Suspension w/o Variable Effort Steering	103-0109	--
1993	All w/o Performance Suspension w/ Variable Effort Steering	103-0129	--
1993	All w/o Performance Suspension w/o Variable Effort Steering	103-0108	--

Years	Application	Power	Manual
<b>OLDSMOBILE (cont'd)</b>			
<b>ACHIEVA (Cont'd)</b>			
1992	All w/ Performance Suspension w/ Variable Effort Steering	103-0128	--
1992	All w/ Performance Suspension w/o Variable Effort Steering	103-0109	--
1992	All w/o Performance Suspension w/ Variable Effort Steering	103-0129	--
1992	All w/o Performance Suspension w/o Variable Effort Steering	103-0108	--
<b>ALERO</b>			
2004-99	All	103-0159	--
<b>AURORA</b>			
2003	4.0L Eng.	103-0174	--
2002-01	3.5L Eng. w/ 8mm Lines	103-0173	--
2002-01	4.0L Eng.	103-0174	--
1999	All	103-0162	--
1998	All	103-0158	--
1997-95	All	103-0139	--
<b>CALAIS</b>			
1991-87	All w/ Soft Ride Suspension	103-0108	--
1991-87	All w/ Sport Suspension	103-0109	--
1986-85	All w/ Heavy Duty or Sport Suspension (Flat-Sided Input Shaft)	103-0109	--
1986-85	All w/ Heavy Duty or Sport Suspension (Splined Input Shaft)	103-0105	--
1986-85	All w/o Heavy Duty or Sport Suspension (Flat-Sided Input Shaft)	103-0108	--
1986-85	All w/o Heavy Duty or Sport Suspension (Splined Input Shaft)	103-0104	--
<b>CIERA, CUTLASS CIERA, CUTLASS CRUISER</b>			
1996-94	All	103-0133	--
1993	All	103-0102	--
1992	All w/ Soft Ride Suspension (FE1)	103-0102	--
1992	All w/o Soft Ride Suspension (FE1)	103-0265	--
1991-82	All w/ Sport Suspension	103-0110	--
1991-82	All w/o Sport Suspension	103-0102	--
<b>CUTLASS, CUTLASS SUPREME, F-85, VISTA CRUISER, 4-4-2</b>			
1999-98	All	103-0159	--
1997	Cutlass (N Body)	103-0151	--
1997	Cutlass Supreme (W Body)	103-0150	--
1996-94	All	103-0132	--
1993-89	All w/ Soft Ride Suspension	103-0114	--
1993-89	All w/ Sport Suspension	103-0113	--
1988	All FWD	103-0114	--
<b>88, DELTA 88, LSS, REGENCY, CUSTOM CRUISER</b>			
1999-96	All (Exc. LSS)	103-0182	--
1999-96	LSS	103-0142	--
1995-93	All w/ 2 Ports	103-0107	--
1995-93	All w/ 3 Ports	103-0106	--
1992-85	FWD w/ 2 Ports	103-0107	--
1992-85	FWD w/ 3 Ports	103-0106	--
<b>FIRENZA</b>			
1988-87	All w/ Soft Ride Suspension	103-0108	203-0110
1988-87	All w/o Soft Ride Suspension	103-0128	203-0110

## Rack & Pinion

Years	Application	Power	Manual
<b>OLDSMOBILE (cont'd)</b>			
<b>FIRENZA (Cont'd)</b>			
1986	4 Cyl. Eng. w/ Soft Ride Suspension (Flat-Sided Input Shaft)	103-0108	203-0110
1986	4 Cyl. Eng. w/ Soft Ride Suspension (Splined Input Shaft)	103-0104	203-0110
1986	4 Cyl. Eng. w/ Sport Suspension (Flat-Sided Input Shaft)	103-0109	203-0110
1986	4 Cyl. Eng. w/ Sport Suspension (Splined Input Shaft)	103-0105	203-0110
1986	6 Cyl. Eng. (Flat-Sided Input Shaft)	103-0109	203-0110
1986	6 Cyl. Eng. (Splined Input Shaft)	103-0105	203-0110
1985	4 Cyl. Eng. (Flat-Sided Input Shaft)	103-0108	203-0110
1985	4 Cyl. Eng. (Splined Input Shaft)	103-0104	203-0110
1985	6 Cyl. Eng. (Flat-Sided Input Shaft)	103-0109	203-0110
1985	6 Cyl. Eng. (Splined Input Shaft)	103-0105	203-0110
1984	All (Flat-Sided Input Shaft)	103-0108	203-0110
1984	All (Splined Input Shaft)	103-0104	203-0110
1983-81	All (Flat-Sided Input Shaft)	103-0108	--
1983-81	All (Splined Input Shaft)	103-0104	--
<b>INTRIGUE</b>			
2002-98	All	103-0157	--
<b>OMEGA</b>			
1984-82	All	103-0102	--
1981-80	All	103-0101	203-0105
<b>TORONADO, TROFEO</b>			
1992	All w/ Soft Ride Suspension w/ 2 Ports	103-0107	--
1992	All w/ Soft Ride Suspension w/ 3 Ports	103-0106	--
1992	All w/ Sport Suspension	103-0121	--
1991-86	All w/ 2 Ports	103-0107	--
1991-86	All w/ 3 Ports	103-0106	--
<b>OLDSMOBILE TRUCKS</b>			
<b>BRAVADA</b>			
2004-03	All	103-0206	--
2002	All w/ 113" Wheelbase w/ 14mm Diameter Tie Rods	103-0198	--
2002	All w/ 113" Wheelbase w/ 16mm Diameter Tie Rods	103-0206	--
<b>SILHOUETTE VAN</b>			
2004-02	AWD	103-0172	--
2004-02	All FWD	103-0147	--
2001-97	All	103-0147	--
1996-90	All	103-0119	--
<b>PEUGEOT</b>			
<b>504, 604</b>			
1983-79	All	313-0174	--
<b>505</b>			
1989-84	All	313-0175	--
1983-80	All	313-0174	--
<b>PLYMOUTH</b>			
<b>ACCLAIM</b>			
1995	All	102-0116	--
1994-92	All w/ Firm Feel Steering (SBB)	102-0118	--

Years	Application	Power	Manual
<b>PLYMOUTH (cont'd)</b>			
<b>ACCLAIM (Cont'd)</b>			
1994-92	All w/ Standard Steering (SBA) w/ 14" Wheels	102-0116	--
1994-92	All w/ Standard Steering (SBA) w/ 15" Wheels	102-0118	--
1991	All w/ Firm Feel Steering (SBB) w/ 14" Wheels	102-0116	--
1991	All w/ Firm Feel Steering (SBB) w/ 15" Wheels	102-0118	--
1991	All w/ Standard Steering (SBA)	102-0112	--
1990	All w/ Firm Feel Steering (SBB) w/ 14" Wheels w/ 3 Speed A.T.	102-0117	--
1990	All w/ Firm Feel Steering (SBB) w/ 14" Wheels w/ 4 Speed A.T.	102-0118	--
1990	All w/ Firm Feel Steering (SBB) w/ 14" Wheels w/ M.T.	102-0117	--
1990	All w/ Firm Feel Steering (SBB) w/ 15" Wheels	102-0118	--
1990	All w/ Standard Steering (SBA)	102-0137	--
1989	All w/ 14" Wheels w/ 3 Speed A.T.	102-0117	--
1989	All w/ 14" Wheels w/ 4 Speed A.T.	102-0118	--
1989	All w/ 14" Wheels w/ M.T.	102-0117	--
1989	All w/ 15" Wheels	102-0118	--
<b>BREEZE</b>			
2000-98	All	102-0141	--
1997	All w/ Speed Proportional Steering (SBC) (Before 1/7/97)	102-0129	--
1997	All w/ Speed Proportional Steering (SBC) (From 1/7/97)	102-0128	--
1997	All w/ Standard Steering (SBA)	102-0128	--
1996	All w/ Speed Proportional Steering (SBC)	102-0129	--
1996	All w/ Standard Steering (SBA)	102-0128	--
<b>CARAVELLE</b>			
1988-87	All w/ Standard Steering (SBA) (Saginaw Design)	102-0101	--
1988-87	All w/ Standard Steering (SBA) (TRW Design)	102-0102	--
1986-85	All w/ Firm Feel Steering (SBB) (Saginaw Design)	102-0106	--
1986-85	All w/ Firm Feel Steering (SBB) (TRW Design)	102-0107	--
1986-85	All w/ Standard Steering (SBA) (Saginaw Design)	102-0101	--
1986-85	All w/ Standard Steering (SBA) (TRW Design)	102-0102	--
<b>CHAMP</b>			
1984-81	All	--	202-0112
<b>COLT (EXC. COLT VISTA)</b>			
1994-93	All	309-0116	202-0113
1992-91	All (Exc. Canada)	309-0111	--
1992-91	Canada	302-0104	--
1990-89	All (Exc. Canada) Hatchback	309-0111	--
1990-89	All (Exc. Canada) Wagon	302-0104	--
1990-89	Canada	302-0104	--
1988-85	All	302-0102	--
1984-81	All	--	202-0112

## Rack & Pinion

Years	Application	Power	Manual
<b>PLYMOUTH (cont'd)</b>			
<b>COLT VISTA</b>			
1994-92	All	309-0108	--
1991-85	2WD	302-0101	--
1991-85	4WD	302-0103	--
1984	All	302-0101	--
<b>HORIZON, TURISMO</b>			
1990-88	All (TRW Design)	102-0105	202-0108
1987-85	All (Exc. High Performance) w/ 1 Mounting Bushing w/ One Piece Housing	102-0103	202-0108
1987-85	All (Exc. High Performance) w/ 2 Mounting Bushings	102-0104	202-0108
1987-85	All High Performance	102-0109	202-0108
1987-85	All w/o Performance Suspension w/ 1 Mounting Bushing w/o Mounting Bushing Groove	102-0166	--
1984	All (Exc. High Performance) w/ 1 Mounting Bushing w/ One Piece Housing	102-0103	202-0108
1984	All (Exc. High Performance) w/ 2 Mounting Bushings	102-0104	202-0108
1984	All High Performance	102-0109	202-0108
1983-78	All w/ 1 Mounting Bushing w/ One Piece Housing	102-0103	202-0106
1983-78	All w/ 2 Mounting Bushings	102-0104	202-0106
<b>LASER</b>			
1994-93	AWD (Exc. Turbo)	309-0113	209-0106
1994-93	AWD Turbo w/ A.T.	309-0113	209-0106
1994-93	AWD Turbo w/ M.T.	309-0117	209-0106
1994-93	FWD	309-0113	209-0106
1992	AWD	309-0117	209-0106
1992	FWD	309-0113	209-0106
1991	AWD	309-0117	209-0106
1991	FWD	309-0105	209-0106
1990	All	309-0105	209-0106
<b>NEON</b>			
2001	All w/ Firm Feel Steering (SBB) (Exc. w/ 4 Spd. A.T.)	102-0159	--
2001	All w/ Firm Feel Steering (SBB) w/ 4 Spd. A.T.	102-0173	--
2001	All w/ Performance Steering (SBP)	102-0159	--
2001	All w/ Standard Steering (SBA)	102-0173	--
2000	All	102-0146	--
1999-98	All w/ Firm Feel Steering (SBB)	102-0135	--
1999-98	All w/ Standard Steering (SBA)	102-0136	--
1997	All w/ Firm Feel Steering (SBB)	102-0126	--
1997	All w/ Standard Steering (SBA) (Before 10/14/96)	102-0125	--
1997	All w/ Standard Steering (SBA) (From 10/14/96)	102-0136	--
1996-95	All w/ Firm Feel Steering (SBB)	102-0126	202-0114
1996-95	All w/ Standard Steering (SBA)	102-0125	202-0114
<b>PROWLER</b>			
2001-97	All	302-0105	--
<b>RELIANT</b>			
1989	All	102-0115	202-0109
1988-84	All w/ Firm Feel Steering (SBB) (Saginaw Design)	102-0106	--

Years	Application	Power	Manual
<b>PLYMOUTH (cont'd)</b>			
<b>RELIANT (Cont'd)</b>			
1988-84	All w/ Firm Feel Steering (SBB) (TRW Design)	102-0107	--
1988-84	All w/ Standard Steering (SBA) (Saginaw Design)	102-0101	202-0107
1988-84	All w/ Standard Steering (SBA) (TRW Design)	102-0102	202-0107
1983-81	All w/ Firm Feel Steering (SBB) (Saginaw Design)	102-0106	--
1983-81	All w/ Firm Feel Steering (SBB) (TRW Design)	102-0107	--
1983-81	All w/ Standard Steering (SBA) (Saginaw Design)	102-0101	202-0105
1983-81	All w/ Standard Steering (SBA) (TRW Design)	102-0102	202-0105
<b>SARATOGA (CANADA)</b>			
1991	All w/ Firm Feel Steering (SBB) w/ 14" Wheels	102-0116	--
1991	All w/ Firm Feel Steering (SBB) w/ 15" Wheels	102-0118	--
1991	All w/ Standard Steering (SBA)	102-0112	--
1990	All w/ Firm Feel Steering (SBB) w/ 14" Wheels w/ 3 Speed A.T.	102-0117	--
1990	All w/ Firm Feel Steering (SBB) w/ 14" Wheels w/ 4 Speed A.T.	102-0118	--
1990	All w/ Firm Feel Steering (SBB) w/ 14" Wheels w/ M.T.	102-0117	--
1990	All w/ Firm Feel Steering (SBB) w/ 15" Wheels	102-0118	--
1990	All w/ Standard Steering (SBA)	102-0112	--
<b>SUNDANCE</b>			
1994-92	All w/ 14" Wheels	102-0118	--
1994-92	All w/ 15" Wheels	102-0116	--
1991	All w/ Firm Feel Steering (SBB)	102-0116	--
1991	All w/ Standard Steering (SBA)	102-0118	--
1990	All w/ Firm Feel Steering (SBB) w/ 14" Wheels w/ 3 Speed A.T.	102-0117	--
1990	All w/ Firm Feel Steering (SBB) w/ 14" Wheels w/ 4 Speed A.T.	102-0118	--
1990	All w/ Firm Feel Steering (SBB) w/ 14" Wheels w/ M.T.	102-0117	--
1990	All w/ Standard Steering (SBA)	102-0116	--
1989	All w/ Firm Feel Steering (SBB)	102-0117	202-0109
1989	All w/ Standard Steering (SBA)	102-0116	202-0109
1988-86	All w/ Firm Feel Steering (SBB) (Saginaw Design)	102-0106	--
1988-86	All w/ Firm Feel Steering (SBB) (TRW Design)	102-0107	--
1988-86	All w/ Standard Steering (SBA) (Saginaw Design)	102-0101	202-0107
1988-86	All w/ Standard Steering (SBA) (TRW Design)	102-0102	202-0107
<b>PLYMOUTH TRUCKS</b>			
<b>SCAMP PICKUP</b>			
1983	All w/ 1 Mounting Bushing w/ One Piece Housing	102-0103	202-0106
1983	All w/ 2 Mounting Bushings	102-0104	202-0106



# Rack & Pinion

Years	Application	Power	Manual
<b>PLYMOUTH TRUCKS (cont'd)</b>			
<b>VOYAGER, GRAND VOYAGER</b>			
2000-96	All	102-0130	--
1995-91	All	102-0119	--
1990-89	All	102-0114	--
1988-84	All	102-0108	202-0111
<b>PONTIAC</b>			
<b>6000</b>			
1991	All	103-0102	--
1990-88	2WD	103-0102	--
1990-88	4WD	103-0115	--
1987-86	All w/ Touring Suspension (FE2)	103-0110	--
1987-86	All w/o Touring Suspension (FE2)	103-0102	--
1985-83	All (Exc. STE)	103-0102	--
1985-83	STE	103-0110	--
1982	All	103-0102	--
<b>BONNEVILLE</b>			
2005-04	All w/ Magnetic Speed Variable Assist Steering (NV8)	103-0218	--
2005-04	All w/o Magnetic Speed Variable Assist Steering (NV8)	103-0168	--
2003-01	All w/ Magnetic Speed Variable Assist Steering (NV8)	103-0169	--
2003-01	All w/o Magnetic Speed Variable Assist Steering (NV8)	103-0168	--
2000	All w/ Magnetic Speed Variable Assist Steering (NV8)	103-0212	--
2000	All w/o Magnetic Speed Variable Assist Steering (NV8)	103-0211	--
1999-97	SE Series w/ Magnetic Speed Variable Assist Steering (NV8)	103-0142	--
1999-97	SE Series w/o Magnetic Speed Variable Assist Steering (NV8)	103-0182	--
1999-97	SSE Series	103-0142	--
1996	SE Series w/ Firm Ride & Handling Suspension	103-0116	--
1996	SE Series w/ Ride & Handling Suspension, w/ Magnetic Speed Variable Assist Steering (NV8)	103-0142	--
1996	SE Series w/ Soft Ride Suspension (FE1), w/ Magnetic Speed Variable Assist Steering (NV8)	103-0142	--
1996	SE Series w/ Soft Ride Suspension, w/o Magnetic Speed Variable Assist Steering (NV8)	103-0182	--
1996	SSE Series	103-0142	--
1995	SE Series w/ Firm Ride & Handling Suspension (F41)	103-0116	--
1995	SE Series w/ Ride & Handling Suspension (FE2)	103-0116	--
1995	SE Series w/ Soft Ride Suspension (FE1) w/ 2 Ports	103-0107	--
1995	SE Series w/ Soft Ride Suspension (FE1) w/ 3 Ports	103-0106	--
1995	SSE Series	103-0116	--
1994-92	All (Exc. SSE) w/ Firm Ride & Handling Suspension (F41)	103-0116	--

Years	Application	Power	Manual
<b>PONTIAC (cont'd)</b>			
<b>BONNEVILLE (Cont'd)</b>			
1994-92	All (Exc. SSE) w/ Soft Ride Suspension (FE1) w/ 2 Ports	103-0107	--
1994-92	All (Exc. SSE) w/ Soft Ride Suspension (FE1) w/ 3 Ports	103-0106	--
1994-92	SSE Series	103-0116	--
1991-88	All (Exc. SE, SSE) w/ Heavy Duty Suspension (F41)	103-0116	--
1991-88	All (Exc. SE, SSE) w/ Soft Ride Suspension (FE1) w/ 2 Ports	103-0107	--
1991-88	All (Exc. SE, SSE) w/ Soft Ride Suspension (FE1) w/ 3 Ports	103-0106	--
1991-88	All SE, SSE	103-0116	--
1987	All w/ 2 Ports	103-0107	--
1987	All w/ 3 Ports	103-0106	--
<b>FIERO</b>			
1987-86	4 Cyl. Eng.	--	203-0107
1987-86	6 Cyl. Eng.	--	203-0108
1985-84	All	--	203-0108
<b>FIREBIRD, TRANS AM</b>			
2002-00	All w/ Firm Ride & Handling Suspension (F41)	103-0232	--
2002-00	All w/ Ride & Handling Suspension (FE2, FE4, FE7)	103-0160	--
1999-98	All w/ Firm Ride & Handling Suspension (F41)	103-0134	--
1999-98	All w/ Ride & Handling Suspension (FE2, FE4, FE7)	103-0160	--
1997-93	All	103-0134	--
<b>FIREFLY (Canada)</b>			
2000-98	All	303-0101	203-0115
1997-95	1.3L Eng.	303-0101	211-0112
<b>G3</b>			
2009	All	103-0257	--
<b>G4 (MEXICO)</b>			
2006-05	All w/ Soft Ride Suspension (FE1) w/ Electronic Power Steering	203-0116	--
2006-05	All w/ Sport Suspension (FE3) or w/ Performance & Handling Suspension (FE5), w/ Electronic Power Steering	203-0121	--
<b>G5</b>			
2009-07	All w/ Soft Ride Suspension (FE1), w/ Electronic Power Steering	203-0116	--
2009-07	All w/ Sport Suspension (FE3), w/ Electronic Power Steering	203-0121	--
<b>G6</b>			
2010-06	4 Cyl. Eng. w/ Electronic Power Steering, Intermediate Shaft	992-0105S	--
2010-06	4 Cyl. Eng. w/ Electronic Power Steering, Power Assist Column	992-0104	--
2010-06	4 Cyl. Eng. w/ Electronic Power Steering, Power Assist Module	992-0102	--
2010-06	4 Cyl. Eng. w/ Electronic Power Steering, Rack and Pinion Unit	203-0117	--
2010-06	6 Cyl. Eng. w/ Electronic Power Steering, Intermediate Shaft	992-0105S	--

## Rack & Pinion

Years	Application	Power	Manual
<b>PONTIAC (cont'd)</b>			
<b>G6 (Cont'd)</b>			
2010-06	6 Cyl. Eng. w/ Electronic Power Steering, Power Assist Column	992-0104	--
2010-06	6 Cyl. Eng. w/ Electronic Power Steering, Power Assist Module	992-0102	--
2010-06	6 Cyl. Eng. w/ Electronic Power Steering, Rack and Pinion Unit	203-0117	--
2010-06	All 6 Cyl. Eng. w/ Hydraulic Power Assist	103-0258	--
2005	All w/ Electronic Power Steering, Intermediate Shaft	992-0105S	--
2005	All w/ Electronic Power Steering, Power Assist Column	992-0104	--
2005	All w/ Electronic Power Steering, Power Assist Module	992-0102	--
2005	All w/ Electronic Power Steering, Rack and Pinion Unit	203-0117	--
<b>G8</b>			
2009	All	103-0270	--
2008	All	103-0270	--
<b>GRAND AM</b>			
2005-99	All	103-0159	--
1998-92	All	103-0128	--
1991-87	All w/ Performance Suspension	103-0128	--
1991-87	All w/o Performance Suspension	103-0108	--
1986-85	All w/ Performance Suspension (Flat-Sided Input Shaft)	103-0128	--
1986-85	All w/ Performance Suspension (Y99) (Splined Input Shaft)	103-0105	--
1986-85	All w/o Performance Suspension (Flat-Sided Input Shaft)	103-0108	--
1986-85	All w/o Performance Suspension (Splined Input Shaft)	103-0104	--
<b>GRAND PRIX</b>			
2008	3.8L Eng. w/ Non-Variable Effort Steering (N40)	103-0170	--
2008	3.8L Eng. w/ Variable Effort Steering (NV7 or NV8))	103-0210	--
2008	5.3L Eng.	103-0210	--
2007-05	3.8L Eng. w/ Non-Variable Effort Steering (N40)	103-0170	--
2007-05	3.8L Eng. w/ Variable Effort Steering (NV7 or NV8))	103-0210	--
2007-05	5.3L Eng.	103-0210	--
2004	All w/ Non-Variable Effort Steering (N40)	103-0170	--
2004	All w/ Variable Effort Steering (NV7or NV8)	103-0210	--
2003	GT, w/ Non Variable Effort Steering (N40)	103-0154	--
2003	GT, w/ Variable Effort Steering (NV7)	103-0145	--
2003	GTP	103-0145	--
2003	SE	103-0154	--
2002	GT, GTP	103-0145	--
2002	SE	103-0154	--
2001-99	GT, GTP	103-0145	--
2001-99	SE	103-0154	--
1998-97	GT	103-0145	--
1998-97	SE w/ Variable Effort Steering	103-0145	--
1998-97	SE w/o Variable Effort Steering	103-0154	--

Years	Application	Power	Manual
<b>PONTIAC (cont'd)</b>			
<b>GRAND PRIX (Cont'd)</b>			
1996	All	103-0132	--
1995-94	3.1L Eng.	103-0132	--
1995-94	3.4L Eng. w/ 15" Wheels	103-0132	--
1995-94	3.4L Eng. w/ 16" Wheels	103-0155	--
1993-92	3.1L Eng. w/ 16" Wheels	103-0113	--
1993-92	3.4L Eng. w/ 16" Wheels	103-0155	--
1991-88	All	103-0113	--
<b>GTO</b>			
2006-04	All	103-0233	--
<b>LEMANS</b>			
1993-88	All	103-0180	--
<b>PHOENIX</b>			
1984-82	All	103-0102	203-0109
1981-80	All	103-0101	203-0105
<b>PURSUIT (CANADA)</b>			
2006-05	All w/ Soft Ride Suspension (FE1) w/ Electronic Power Steering	203-0116	--
2006-05	All w/ Sport Suspension (FE3) or w/ Performance & Handling Suspension (FE5), w/ Electronic Power Steering	203-0121	--
<b>SOLSTICE</b>			
2009-06	All	103-0246	--
<b>SUNBIRD, ASTRE, J2000</b>			
1994	All w/ Soft Ride Suspension	103-0131	--
1994	All w/o Soft Ride Suspension	103-0128	--
1993-92	All w/ Soft Ride Suspension	103-0108	--
1993-92	All w/o Soft Ride Suspension	103-0128	--
1991	4 Cyl. Eng. w/ Soft Ride Suspension	103-0108	--
1991	6 Cyl. Eng. w/ Soft Ride Suspension	103-0128	--
1991	All w/ Sport Suspension	103-0128	--
1990-88	All w/ Sport Suspension	103-0128	203-0110
1990-88	All w/o Sport Suspension	103-0108	203-0110
1987	All w/ Special Performance Package	103-0128	203-0110
1987	All w/o Special Performance Package	103-0108	203-0110
1986-84	All w/ Handling Suspension (Y99 or WS6), (Flat-Sided Input Shaft)	103-0128	203-0110
1986-84	All w/ Handling Suspension (Y99 or WS6), (Splined Input Shaft)	103-0105	203-0110
1986-84	All w/o Handling Suspension (Y99 or WS6), (Flat-Sided Input Shaft)	103-0108	203-0110
1986-84	All w/o Handling Suspension (Y99 or WS6), (Splined Input Shaft)	103-0104	203-0110
1983-82	All w/ Handling Suspension (Y99 or WS6), (Flat-Sided Input Shaft)	103-0128	--
1983-82	All w/ Handling Suspension (Y99 or WS6), (Splined Input Shaft)	103-0105	--
1983-82	All w/o Handling Suspension (Y99 or WS6), (Flat-Sided Input Shaft)	103-0108	--
1983-82	All w/o Handling Suspension (Y99 or WS6), (Splined Input Shaft)	103-0104	--
<b>SUNFIRE</b>			
2005-95	All	103-0138	--
<b>T1000</b>			
1987-81	All	103-0103	203-0106

## Rack & Pinion

Years	Application	Power	Manual
<b>PONTIAC (cont'd)</b>			
<b>TEMPEST</b>			
1991-87	All w/ Soft Ride Suspension	103-0108	--
1991-87	All w/o Soft Ride Suspension	103-0109	--
<b>VIBE</b>			
2010-09	AWD (Electronic Steering)	211-0132	--
2010-09	FWD (Electronic Steering)	211-0125	--
2008-07	All FWD	311-0201	--
2006-03	AWD	311-0202	--
2006-03	All FWD	311-0201	--
<b>WAVE, WAVE5 (Canada)</b>			
2008-05	All	103-0257	--
<b>PONTIAC TRUCKS</b>			
<b>AZTEK</b>			
2005-01	AWD	103-0172	--
2005-01	All FWD	103-0147	--
<b>MONTANA SV6</b>			
2009-07	All FWD	103-0261	--
2006-05	AWD	103-0254	--
2006-05	All FWD	103-0261	--
<b>MONTANA, TRANS SPORT VAN</b>			
2005-02	AWD	103-0172	--
2005-02	All FWD	103-0147	--
2001-97	All	103-0147	--
1996-90	All	103-0119	--
<b>TORRENT</b>			
2009	All w/ Electronic Power Steering (D9P) w/ Steering Gear Control	203-0128	--
2009	All w/ Electronic Power Steering (D9P) w/o Steering Gear Control	203-0119	--
2009	All w/o Electronic Power Steering (D9P)	103-0240	--
2008	All w/ Electronic Power Steering (D9P)	203-0119	--
2008	All w/o Electronic Power Steering (D9P)	103-0240	--
2007-06	All (Electronic Steering)	203-0119	--
<b>PORSCHE</b>			
<b>911</b>			
2013	All w/ Turbo	313-0300	--
2013	All w/o Turbo	TBA	--
2012-09	All	313-0300	--
2008-07	All	313-0300	--
2006	All	313-0300	--
2005	All (Exc. Carrera, Carrera S)	313-0170	--
2005	All Carrera, Carrera S	313-0300	--
2004-99	All	313-0170	--
1998-94	All	313-0124	--
1993-89	All	313-0122	--
<b>924</b>			
1989-86	All	313-0119	--
<b>928, 928S</b>			
1995-93	All	313-0301	--
1991-80	All	313-0118	--
1979-78	All	313-0184	--
<b>944</b>			
1991-86	All	313-0123	--

Years	Application	Power	Manual
<b>PORSCHE (cont'd)</b>			
<b>944 (Cont'd)</b>			
1985	All (Before 2/85)	313-0119	--
1985	All (From 2/85)	313-0123	--
1984-83	All	313-0119	--
<b>968</b>			
1995-92	All	313-0123	--
<b>BOXSTER</b>			
2012-11	All	313-0395	--
2010-09	All	313-0353	--
2008-07	All	313-0300	--
2005-97	All	313-0170	--
<b>CARRERA GT</b>			
2005-04	All	313-0302	--
<b>CAYENNE</b>			
2013-12	All w/ Variable Ratio Steering (Servotronic)	313-0394	--
2013-12	All w/o Variable Ratio Steering	313-0393	--
<b>CAYMAN</b>			
2012-11	All	313-0395	--
2010-09	All	313-0353	--
2008-07	All	313-0300	--
<b>PANAMERA</b>			
2010	All w/ Variable Ratio Steering (Servotronic)	313-0391	--
2010	All w/o Variable Ratio Steering	313-0392	--
<b>PORSCHE TRUCKS</b>			
<b>CAYENNE</b>			
2013-12	All	313-0394	--
2011	All w/ Variable Ratio Steering (Servotronic)	313-0394	--
2011	All w/o Variable Ratio Steering	313-0393	--
2010	All w/ Variable Ratio Steering (Servotronic)	313-0355	--
2010	All w/o Variable Ratio Steering	313-0354	--
2009-08	All w/ Variable Ratio Steering (Servotronic)	313-0304	--
2009-08	All w/o Variable Ratio Steering	313-0303	--
2006	All w/ Variable Ratio Steering (Servotronic)	313-0306	--
2006-04	All w/o Variable Ratio Steering	313-0305	--
2005-04	All w/ Variable Ratio Steering (Servotronic)	313-0307	--
2003	All w/ Variable Ratio Steering (Servotronic)	313-0309	--
2003	All w/o Variable Ratio Steering	313-0308	--
<b>RENAULT</b>			
<b>18i</b>			
1986-80	All	313-0128	--
<b>ALLIANCE</b>			
1987-83	All	313-0127	213-0101
<b>ENCORE</b>			
1986-84	All	313-0127	213-0101
<b>FUEGO</b>			
1985-82	All	313-0128	--

## Rack & Pinion

Years	Application	Power	Manual
<b>RENAULT (cont'd)</b>			
<b>GTA</b>			
1987	All	313-0127	--
<b>LE CAR (R5)</b>			
1985-76	All (Stamped Steel Housing Only)	--	213-0102
<b>SPORTWAGON</b>			
1986-84	All	313-0128	--
<b>SAAB</b>			
<b>9-3</b>			
2011-10	All (AWD)	313-0334	--
2011-10	All (FWD)	313-0237	--
2009	2.0L Eng.	313-0237	--
2009	2.8L Eng. (AWD)	313-0334	--
2009	2.8L Eng. (FWD)	313-0335	--
2008-07	2.0L Eng.	313-0237	--
2008-07	2.8L Eng.	313-0236	--
2006	2.0L Eng.	313-0235	--
2006	2.8L Eng.	313-0236	--
2005-04	All	313-0235	--
2003	All (Exc. SE)	313-0235	--
2003	All SE	313-0176	--
2002	All	313-0176	--
2001	All (From Chassis #12039577, 17011464)	313-0176	--
2001	All (To Chassis #12039576, 17011463)	313-0246	--
2000-99	All	313-0177	--
<b>9-3X</b>			
2011-10	All	313-0334	--
<b>9-5</b>			
2011	All	103-0287	--
2010	All	103-0286	--
2009-08	All	313-0234	--
2007	All	313-0241	--
2006-02	All	313-0179	--
2001-00	All	313-0180	--
1999	All (From Chassis #X3039163)	313-0180	--
1999	All (To Chassis #X3039162)	313-0145	--
<b>900</b>			
1997-94	All	103-0180	--
1993-79	All	313-0143	--
<b>9000</b>			
1997-86	All	313-0145	--
<b>SAAB TRUCKS</b>			
<b>9-2X</b>			
2006	All	313-0239	--
2005	2.0L Eng.	313-0240	--
2005	2.5L Eng.	313-0239	--
<b>9-7X</b>			
2009	All (Exc. Performance Suspension)	103-0206	--
2009	All (Performance Suspension)	103-0276	--
2008-05	All	103-0206	--

Years	Application	Power	Manual
<b>SATURN</b>			
<b>ASTRA</b>			
2009-08	All w/ Electronic Steering	203-0126	--
2009-08	All w/ Hydraulic Power Assist	103-0225	--
<b>AURA</b>			
2009-07	4 Cyl. Eng. w/ Electronic Power Steering, Intermediate Shaft	992-0105S	--
2009-07	4 Cyl. Eng. w/ Electronic Power Steering, Power Assist Column	992-0104	--
2009-07	4 Cyl. Eng. w/ Electronic Power Steering, Power Assist Module	992-0102	--
2009-07	4 Cyl. Eng. w/ Electronic Power Steering, Rack and Pinion Unit	203-0117	--
2009-07	6 Cyl. Eng. w/ Hydraulic Power Steering	103-0258	--
<b>ION</b>			
2007-05	All (Electronic Steering), Rack and Pinion Unit	203-0116	--
2004-03	All (Electronic Steering), Power Assist Column	992-0101	--
2004-03	All (Electronic Steering), Rack and Pinion Unit	203-0116	--
<b>L, LS, LW SERIES</b>			
2005-00	All	103-0191	--
<b>S SERIES (Sedan, Coupe, Wagon)</b>			
1991	All	103-0136	--
<b>SC</b>			
1992	All	103-0199	203-0111
<b>SC1</b>			
2002-93	All	103-0199	203-0111
<b>SC2</b>			
2002-93	All	103-0199	203-0111
<b>SKY</b>			
2010-07	All	103-0246	--
<b>SL</b>			
2002-92	All	103-0199	203-0111
<b>SL1</b>			
2002-92	All	103-0199	203-0111
<b>SL2</b>			
2002-92	All	103-0199	203-0111
<b>SW1</b>			
1999-93	All	103-0199	203-0111
<b>SW2</b>			
2001-93	All	103-0199	203-0111
<b>SATURN TRUCKS</b>			
<b>OUTLOOK</b>			
2010-07	All w/ Variable Assist Steering (NV7), Supplied w/o EVO Component	103-0255	--
2010-07	All w/ Variable Assist Steering (NV7), Supplied w/ EVO Component	103-0255P	--
2010-07	All w/o Variable Effort Steering (NV7)	103-0256	--
<b>RELAY</b>			
2007	All FWD	103-0261	--
2006-05	AWD	103-0254	--
2006-05	All FWD	103-0261	--
<b>VUE</b>			
2009	2.4L Eng. w/ Electronic Power Steering	203-0118	--

## Rack & Pinion

Years	Application	Power	Manual
<b>SATURN TRUCKS (cont'd)</b>			
<b>VUE (Cont'd)</b>			
2009	3.5L Eng. (OE # 19180762)	103-0240	--
2009	3.5L Eng. (OE # 20785350)	103-0283	--
2009	3.6L Eng.	103-0240	--
2008	2.4L Eng. w/ Electronic Power Steering	203-0118	--
2008	3.5L Eng.	103-0245	--
2008	3.6L Eng.	103-0240	--
2007-02	All w/ Electronic Power Steering	203-0118	--
<b>SCION</b>			
<b>TC</b>			
2010-05	All	311-0227	--
<b>XA</b>			
2006-04	All	311-0205	--
<b>XB</b>			
2014-08	All (Electronic Steering)	211-0118	--
2006-04	All	311-0205	--
<b>XD</b>			
2014-08	All (Electronic Steering)	211-0119	--
<b>STERLING</b>			
<b>825S</b>			
1988-87	All	305-0107	--
<b>827</b>			
1991-89	All	305-0110	--
<b>SUBARU</b>			
<b>2-DOOR, 3-DOOR, 4-DOOR, COUPE, HARDTOP, WAGON</b>			
1989-85	2 Door	313-0136	213-0103
1989-85	All (Exc. 2 Door)	313-0136	--
1984-81	All	313-0134	213-0103
1979-78	All	--	213-0104
1977	Late (Stage II)	--	213-0104
<b>IMPREZA</b>			
2014-13	All 2.5L Eng.	313-0315	--
2012	All	313-0315	--
2011	All (Exc. Turbo)	313-0356	--
2011	All Turbo, (Exc. WRX Models)	TBA	--
2011	All Turbo, WRX Models	313-0315	--
2010	All (Exc. WRX STi)	313-0356	--
2010	All WRX STi	313-0315	--
2009	All (Exc. WRX STi) (Before 9/21/2008)	313-0317	--
2009	All (Exc. WRX STi) (From 9/21/2008)	313-0356	--
2009	All WRX STi	313-0315	--
2008	All (Exc. WRX STi)	313-0317	--
2008	All WRX STi	313-0315	--
2007-05	All (Exc. WRX, WRX STi)	313-0195	--
2007-05	All WRX	313-0318	--
2007-05	All WRX STi	313-0319	--
2004	All (Exc. TS, WRX STi)	313-0195	--
2004	All TS	313-0316	--
2003-02	All (Exc. Outback)	313-0195	--
2003-02	All Outback	313-0316	--
2001-98	All	313-0142	--
1997-93	All	313-0140	--

Years	Application	Power	Manual
<b>SUBARU (cont'd)</b>			
<b>JUSTY</b>			
1994-89	Manual Steering	--	213-0110
1988-87	Manual Steering	--	213-0109
<b>LEGACY (Includes Outback)</b>			
2013	All	313-0364	--
2012	All	313-0368	--
2011	All (Before 11/22/2010)	313-0364	--
2011	All (From 11/22/2010)	313-0366	--
2010	All	313-0364	--
2009-08	All (Exc. 3.0 R Limited, GT Spec. B)	313-0317	--
2009-08	All 3.0 R Limited, GT Spec. B	313-0322	--
2007	All (Exc. GT Spec. B)	313-0317	--
2007	All GT Spec. B	313-0322	--
2006-05	All	313-0317	--
2004-01	All	313-0201	--
2000	All (Exc. Outback)	313-0201	--
2000	Outback	313-0202	--
1999-97	All (Exc. Outback & Postal)	313-0140	--
1999-97	All Postal (Legacy)	313-0310	--
1999-97	Outback	313-0101	--
1996	All (Exc. Outback & Postal)	313-0140	--
1996	All Postal (Legacy)	313-0323	--
1996	Outback	313-0101	--
1995	All (Exc. Postal)	313-0140	--
1995	All Postal	313-0323	--
1994-90	All	313-0140	--
<b>LOYALE</b>			
1994-90	All	313-0136	--
<b>OUTBACK</b>			
2013	All	313-0364	--
2012	All	313-0367	--
2011	All (Before 11/22/2010)	313-0364	--
2011	All (From 11/22/2010)	313-0365	--
2010	All	313-0364	--
2009-05	All	313-0317	--
2004-00	All	313-0202	--
<b>SVX</b>			
1997-92	All (Exc. Lsi)	313-0139	--
1997-92	LSi	313-0138	--
<b>XT, XT6</b>			
1991-85	All	313-0135	--
<b>SUBARU TRUCKS</b>			
<b>B9 TRIBECA</b>			
2007-06	All	313-0324	--
<b>BAJA</b>			
2006-04	All (Exc. Turbo)	313-0202	--
2006-04	All Turbo	313-0325	--
2003	All	313-0202	--
<b>BRAT</b>			
1989-85	All	313-0136	213-0103
1984-83	All	313-0134	213-0103
1981	All	313-0134	213-0103
1979-78	All	--	213-0104
1977	Late (Stage II)	--	213-0104

## Rack & Pinion

Years	Application	Power	Manual
<b>SUBARU TRUCKS (cont'd)</b>			
<b>FORESTER</b>			
2013-09	All	313-0328	--
2008-05	All	313-0327	--
2004-03	All	313-0195	--
2002-98	All	313-0141	--
<b>TRIBECA</b>			
2014-08	All	313-0324	--
<b>SUZUKI</b>			
<b>AERIO</b>			
2007-02	All	313-0204	--
<b>ESTEEM</b>			
2002-99	All	313-0248	--
1998-95	All	313-0133	--
<b>FORENZA</b>			
2008-04	All	313-0205	--
<b>KIZASHI</b>			
2013-10	All	313-0396	--
<b>RENO</b>			
2008-05	All	313-0205	--
<b>SWIFT</b>			
2001-99	All	303-0101	203-0115
1998	All	303-0101	--
1997-95	All	303-0101	213-0118
1994-89	All w/ Power Steering	313-0132	--
1994-89	All w/ Manual Steering, Hatchback, w/ AT	--	211-0112
<b>SX4</b>			
2013-07	All	313-0252	--
<b>VERONA</b>			
2006-04	All, Supplied w/ EVO Component	313-0247P	--
2006-04	All, Supplied w/o EVO Component	313-0247	--
<b>SUZUKI TRUCKS</b>			
<b>GRAND VITARA</b>			
2013-11	All 2.4L Eng.	313-0251	--
2010-09	All 2.4L Eng.	313-0196	--
2010-09	All 3.2L Eng.	313-0251	--
2008-06	All	313-0251	--
2005-99	All	313-0161	--
<b>VITARA</b>			
2004-03	All	313-0196	--
2002-99	All	313-0146	--
<b>XL-7</b>			
2009-07	All	103-0240	--
2006-00	All	313-0161	--
<b>TOYOTA</b>			
<b>AVALON</b>			
2012-05	All	311-0213	--
2004-00	All	311-0112	--
1999-97	All	311-0160	--
1996-95	All	311-0164	--
<b>CAMRY</b>			
2011-07	All (Exc. Hybrid)	311-0214	--
2006-02	LE	311-0173	--

Years	Application	Power	Manual
<b>TOYOTA (cont'd)</b>			
<b>CAMRY (Cont'd)</b>			
2006-02	SE, XLE	311-0195	--
2001-00	All	311-0112	--
1999-95	All	311-0160	--
1994	4 Cyl. Eng. (Japan Built)	311-0160	--
1994	4 Cyl. Eng. (USA Built)	311-0155	--
1994	6 Cyl. Eng. (Exc. SE)	311-0160	--
1994	6 Cyl. Eng. SE (Japan Built)	311-0107	--
1994	6 Cyl. Eng. SE (USA Built)	311-0148	--
1993-92	4 Cyl. Eng. (Japan Built)	311-0160	--
1993-92	4 Cyl. Eng. (USA Built)	311-0155	--
1993-92	6 Cyl. Eng. (Exc. SE) (Japan Built)	311-0155	--
1993-92	6 Cyl. Eng. (Exc. SE) (USA Built)	311-0160	--
1993-92	6 Cyl. Eng. SE (USA Built)	311-0148	--
1991	4 Cyl. Eng.	311-0130	--
1991	6 Cyl. Eng.	311-0132	--
1990-88	4 Cyl. Eng.	311-0130	--
1990-88	6 Cyl. Eng.	311-0141	--
1987	All	311-0130	--
1986-83	All	311-0120	--
<b>CELICA (Exc. Supra)</b>			
2005-00	All	311-0217	--
1999-94	All	311-0163	--
1993-90	All (Exc. ST)	311-0157	--
1993-90	ST	311-0146	--
1989-88	All (Exc. Turbo)	311-0127	--
1989-88	Turbo	311-0132	--
1987-86	All	311-0127	--
1985-82	All	311-0117	211-0113
<b>COROLLA</b>			
2013-09	All (Japan Built) (Electronic Steering)	211-0127	--
2013-09	All (USA Built) (Electronic Steering)	211-0125	--
2008-07	All	311-0196	--
2006-03	All	311-0196	--
2002-98	All	311-0169	--
1997-96	All (USA Built)	311-0169	--
1997-96	All w/ Hydraulic Steering (Japan Built)	311-0106	--
1995-94	All (Japan Built)	311-0168	--
1995-94	All (USA Built)	311-0169	--
1993	Sedan (Japan Built)	311-0168	--
1993	Sedan (USA Built)	311-0169	--
1993	Station Wagon	311-0138	--
1992	Sedan	311-0138	211-0114
1992	Station Wagon	311-0138	--
1991-89	Coupe (Exc. GTS)	311-0134	211-0114
1991-89	Coupe GTS	311-0137	--
1991-89	Sedan, Station Wagon - AWD	311-0138	--
1991-89	Sedan, Station Wagon - FWD	311-0138	211-0114
1988	Coupe (Exc. GTS) (Exc. AWD)	311-0134	211-0114
1988	Coupe GTS (Exc. FX16 GTS)	311-0137	--
1988	Hatchback, FX16 Models (Exc. AWD)	311-0136	211-0104
1988	Sedan, Station Wagon - AWD	311-0138	--
1988	Sedan, Station Wagon - FWD	311-0138	211-0114
1987	FWD (Exc. FX16, FX)	311-0135	--

## Rack & Pinion

Years	Application	Power	Manual
Año	Aplicación	Asistida	Manual
Années	Application	Assistée	Manuel
<b>TOYOTA (cont'd)</b>			
<b>COROLLA (Cont'd)</b>			
1987	FWD FX16, FX	311-0136	211-0104
1987	RWD	311-0129	211-0102
1986	All FWD	311-0135	--
1986	RWD	311-0129	211-0102
1985	FWD w/ Diesel Eng.	311-0136	--
1985	FWD w/ Gas Eng.	311-0135	--
1985	RWD	311-0124	211-0102
1984	FWD w/ Diesel Eng.	311-0126	--
1984	FWD w/ Gas Eng.	311-0125	--
1984	RWD	311-0124	211-0102
1983	All	311-0119	--
1997-96	All w/ Manual Steering	--	211-0121
<b>CRESSIDA</b>			
1992-89	All	311-0143	--
1988-85	All	311-0122	--
<b>ECHO</b>			
2005-04	All	311-0205	211-0106
2003	Power Steering (Before 8/02)	311-0178	--
2003	Power Steering (From 8/02)	311-0205	--
2002-00	All	311-0178	211-0106
2003	Manual Steering	--	211-0106
<b>MATRIX</b>			
2013-09	AWD (Electronic Steering)	211-0132	--
2013-09	FWD, w/ AT (Electronic Steering)	211-0133	--
2013-09	FWD, w/ MT (Electronic Steering)	211-0125	--
2008-07	All	311-0201	--
2006-03	AWD	311-0202	--
2006-03	All FWD	311-0201	--
<b>MR2</b>			
1995-91	All	311-0144	--
1989-85	All	--	211-0124
<b>MR2 SPYDER</b>			
2005-00	All	311-0218	--
<b>PASEO</b>			
1998-96	All	311-0145	--
1995-92	All	311-0156	--
<b>PRIUS</b>			
2015-10	All (Electronic Steering) w/ 15" or 16" Wheels	211-0131	--
2015-10	All (Electronic Steering) w/ 17" Wheels	211-0130	--
2009-04	All (Electronic Steering)	211-0116	--
<b>PRIUS C</b>			
2015-12	All w/ 15" Wheels	TBA	--
2015-12	All w/ 16" Wheels	TBA	--
<b>PRIUS V</b>			
2015-12	All (Electronic Steering)	211-0118	--
<b>SOLARA</b>			
2008-04	All	311-0195	--
2003-99	All	311-0114	--
<b>STARLET</b>			
1984-80	All	311-0121	211-0105
<b>SUPRA</b>			
1998-94	All	311-0104	--

Years	Application	Power	Manual
Año	Aplicación	Asistida	Manual
Années	Application	Assistée	Manuel
<b>TOYOTA (cont'd)</b>			
<b>SUPRA (Cont'd)</b>			
1993	All (Before 3/5/93)	311-0142	--
1993	All (From 3/5/93)	311-0104	--
1992-91	All (Exc. Turbo)	311-0142	--
1992-91	Turbo, Supplied w/ EVO Component	311-0139P	--
1992-91	Turbo, Supplied w/o EVO Component	311-0139	--
1990-89	All (Exc. Turbo) w/ Electronic Steering, Supplied w/ EVO Component	311-0139P	--
1990-89	All (Exc. Turbo) w/ Electronic Steering, Supplied w/o EVO Component	311-0139	--
1990-89	All (Exc. Turbo) w/o Electronic Steering	311-0142	--
1990-89	Turbo, Supplied w/ EVO Component	311-0139P	--
1990-89	Turbo, Supplied w/o EVO Component	311-0139	--
1988-87	All	311-0128	--
1986	All	311-0128	--
1986	All (Before 12/85)	311-0118	211-0113
1986	All (From 01/86)	311-0128	211-0113
1985-82	All	311-0118	211-0113
<b>TERCEL</b>			
1999-98	All	311-0145	--
1997-91	All	311-0145	211-0108
1990-89	All (Exc. 4WD Wagon)	311-0131	--
1988	Coupe & Sedan	311-0131	--
1988	Wagon	311-0121	211-0101
1987	Coupe & Sedan	311-0131	211-0101
1987	Wagon	311-0121	211-0101
1986-83	All	311-0121	211-0101
1982-80	All	--	211-0103
<b>YARIS</b>			
2012-07	All (Electronic Steering)	211-0120	--
<b>TOYOTA TRUCKS</b>			
<b>4RUNNER</b>			
2014-12	All	311-0236	--
2011	All	311-0231	--
2010	All (Before 1/2010)	311-0232	--
2010	All (From 1/2010)	311-0231	--
2009-03	All	311-0204	--
2002-01	All	311-0199	--
2000-96	All	311-0166	--
<b>FJ CRUISER</b>			
2014-10	All	311-0230	--
2009-07	All	311-0219	--
<b>HIGHLANDER</b>			
2013-08	All w/ Electronic Steering	211-0117	--
2007-06	All (Exc. Hybrid)	311-0200	--
2005-04	All	311-0200	--
2003-01	All	311-0172	--
<b>LAND CRUISER</b>			
2015-08	All	311-0211	--
2007-03	All	311-0187	--
2002-98	All	311-0186	--
<b>PREVIA</b>			
1997	All	311-0102	--
1996-94	All (Exc. Supercharged Eng.)	311-0149	--

## Rack & Pinion

Years	Application	Power	Manual
<b>TOYOTA TRUCKS (cont'd)</b>			
<b>PREVIA (Cont'd)</b>			
1996-94	Supercharged Eng.	311-0102	--
1993-91	All	311-0149	--
<b>RAV 4</b>			
2015-13	All w/ 17" Wheels	TBA	--
2015-13	All w/ 18" Wheels	TBA	--
2012-06	4 Cyl. Eng. (Exc. Sport) (Electronic Steering)	211-0122	--
2012-06	4 Cyl. Eng. (Sport) (Electronic Steering)	211-0123	--
2012-06	6 Cyl. Eng. (Electronic Steering)	211-0123	--
2005-04	All	311-0222	--
2003-01	All	311-0198	--
2000-96	All	311-0110	--
<b>SEQUOIA</b>			
2015-10	All	311-0224	--
2009-08	All	311-0224	--
2007-01	All	311-0113	--
<b>SIENNA</b>			
2010-04	All	311-0203	--
2003-01	All	311-0174	--
2000	All (Before 2/00)	311-0111	--
2000	All (From 2/00)	311-0174	--
1999-98	All	311-0111	--
<b>T100 PICKUP</b>			
1998-95	2WD	311-0108	--
1994-93	2WD	311-0162	--
<b>TACOMA</b>			
2015-14	2.7L Eng., 2WD (Exc. Pre-Runner)	311-0226	--
2015-14	2.7L Eng., 2WD Pre-Runner	311-0223	--
2015-14	2.7L Eng., 4WD	311-0223	--
2015-14	4.0L Eng.	311-0223	--
2013-10	2.7L Eng., 2WD (Exc. Pre-Runner)	311-0226	--
2013-10	2.7L Eng., 2WD Pre-Runner	311-0223	--
2013-10	2.7L Eng., 4WD	311-0223	--
2013-10	4.0L Eng. (Exc. X-Runner)	311-0223	--
2013-10	4.0L Eng. X-Runner	311-0226	--
2009-05	2WD (Exc. Pre-Runner)	311-0226	--
2009-05	2WD Pre-Runner	311-0223	--
2009-05	4WD	311-0223	--
2004-02	2WD Pre-Runner	311-0199	--
2004-02	2WD w/ 2.4L Eng.	311-0197	--
2004-02	2WD w/ 2.7L Eng.	311-0199	--
2004-02	2WD w/ 3.4L Eng. (Exc. Pre-Runner)	311-0197	--
2004-02	4WD	311-0199	--
2001	2WD w/ 2.4L Eng.	311-0197	211-0115
2001	2WD w/ 2.7L Eng.	311-0166	211-0115
2001	2WD w/ 3.4L Eng. (Exc. Pre-Runner)	311-0197	211-0115
2001	2WD w/ 3.4L Eng. Pre-Runner	311-0166	211-0115
2001	4WD	311-0166	--
2000-98	2WD w/ 2.4L Eng.	311-0109	211-0115
2000-98	2WD w/ 2.7L Eng.	311-0166	211-0115
2000-98	2WD w/ 3.4L Eng. (Exc. Pre-Runner)	311-0109	211-0115
2000-98	2WD w/ 3.4L Eng. Pre-Runner	311-0166	211-0115
2000-98	4WD	311-0166	--

Years	Application	Power	Manual
<b>TOYOTA TRUCKS (cont'd)</b>			
<b>TACOMA (Cont'd)</b>			
1997-95	2WD	311-0167	211-0115
1997-95	4WD	311-0166	--
<b>TUNDRA</b>			
2013-07	All	311-0224	--
2006-99	All	311-0113	--
<b>VAN</b>			
1989	2WD Van	311-0161	--
1989	2WD Wagon	311-0101	--
1989	4WD	311-0225	--
1988-86	2WD	311-0123	--
1988-86	4WD	311-0133	--
<b>VENZA</b>			
2015-09	All (Electronic Steering)	211-0128	--
<b>TRIUMPH</b>			
<b>TR-8</b>			
1981-80	All	313-0125	--
<b>VOLKSWAGEN</b>			
<b>BEETLE</b>			
2010	All w/ Sport Suspension	312-0134	--
2010	All w/o Sport Suspension	312-0134	--
2009-08	All	312-0134	--
2007	All w/ Sport Suspension, Convertible (From Chassis #1Y-7-413 420)	312-0134	--
2007	All w/ Sport Suspension, Convertible (To Chassis #1Y-7-413 420)	312-0118	--
2007	All w/ Sport Suspension, Hatchback (From Chassis #1C-7-512 080)	312-0134	--
2007	All w/ Sport Suspension, Hatchback (To Chassis #1C-7-512 080)	312-0118	--
2007	All w/o Sport Suspension, Convertible	312-0134	--
2007	All w/o Sport Suspension, Hatchback	312-0134	--
2006-98	All w/ Variable Ratio Steering (Servotronic)	312-0134	--
2006-98	All w/o Variable Ratio Steering	312-0118	--
<b>CABRIO</b>			
2002-95	All	312-0107	--
<b>CABRIOLET</b>			
1993-85	All w/ A.T.	312-0102	--
1993-85	All w/ A.T. (Short Rack)	--	212-0101
1993-85	All w/ M.T.	312-0101	--
1993-85	All w/ M.T. (Short Rack)	--	212-0101
<b>CC</b>			
2009	All	312-0192	--
<b>CORRADO</b>			
1995-92	All (TRW Design)	312-0107	--
1995-92	All (ZF Design)	312-0113	--
1991-90	All (TRW Design)	312-0115	--
1991-90	All (ZF Design)	312-0115	--
<b>GOLF, GTI</b>			
2006-00	All (Exc. R32) w/ Variable Ratio Steering (Servotronic)	312-0134	--
2006-00	All (Exc. R32) w/o Variable Ratio Steering	312-0118	--
1999	1.9L Eng.	312-0118	--



## Rack & Pinion

Years	Application	Power	Manual
<b>VOLKSWAGEN (cont'd)</b>			
<b>GOLF, GTI (Cont'd)</b>			
1999	2.0L Eng. (Engine Code ABA) (TRW Design)	312-0107	--
1999	2.0L Eng. (Engine Code ABA) (ZF Design)	312-0113	--
1999	2.0L Eng. (Engine Code AEG) & 2.8L Eng. (Engine Code AFP)	312-0118	--
1999	2.8L Eng. (Engine Code AAA) w/ TRW Gear	312-0107	--
1998	All	312-0107	--
1997-95	4 Cyl. Eng. (TRW Design)	312-0107	--
1997-95	4 Cyl. Eng. (ZF Design)	312-0113	--
1997-95	6 Cyl. Eng.	312-0113	--
1994	All (Exc. GTI) (TRW Design)	312-0107	--
1994	GTI (ZF Design)	312-0113	--
1993	All	312-0107	--
1992	16 Valve Eng. (From Chassis #1GNO17813)	312-0106	--
1992	16 Valve Eng. (To Chassis #1GNO17812)	312-0103	--
1992	8 Valve Eng. (From Chassis #1GNO17995)	312-0106	--
1992	8 Valve Eng. (To Chassis #1GNO17994)	312-0103	--
1991	All	312-0103	--
1991	All (To Chassis #1GM012000)	--	212-0108
1990-89	All	312-0103	212-0108
1988-85	All	312-0103	--
1988-85	All (Short Rack)	--	212-0110
<b>JETTA</b>			
2014-13	All 2.0L Eng. (S)	312-0203	--
2012	All 2.0L Eng. (S)	312-0203	--
2012	All 2.5L Eng. (SE, SEL) (Before 02/01/2012)	312-0203	--
2012	All 2.5L Eng. (SE, SEL) (From 02/01/2012)	312-0204	--
2011	All (S, SE, SEL)	312-0203	--
2005-00	All w/ Variable Ratio Steering (Servotronic)	312-0134	--
2005-00	All w/o Variable Ratio Steering	312-0118	--
1999	1.9L Eng.	312-0118	--
1999	2.0L Eng. (Engine Code ABA) (TRW Design)	312-0107	--
1999	2.0L Eng. (Engine Code ABA) (ZF Design)	312-0113	--
1999	2.0L Eng. (Engine Code AEG) & 2.8L Eng. (Engine Code AFP)	312-0118	--
1999	2.8L Eng. (Engine Code AAA) (TRW Design)	312-0107	--
1998-97	All (TRW Design)	312-0107	--
1998-97	All (ZF Design)	312-0113	--
1996-94	All (Exc. GLX) (TRW Design)	312-0107	--
1996-94	GLX (ZF Design)	312-0113	--
1993	All	312-0107	--
1992	All (From Chassis #1GN017995)	312-0106	--
1992	All (To Chassis #1GN017994)	312-0103	--
1991	All (TRW Design)	312-0106	--
1991	All (To Chassis #1GMB124999)	--	212-0108

Years	Application	Power	Manual
<b>VOLKSWAGEN (cont'd)</b>			
<b>JETTA (Cont'd)</b>			
1991	All (ZF Design)	312-0103	--
1990-89	All (TRW Design)	312-0106	--
1990-89	All (ZF Design)	312-0103	--
1990-89	All Manual	--	212-0108
1988-85	All (TRW Design)	312-0103	--
1988-85	All Manual	--	212-0108
1984-82	All w/ A.T.	312-0102	--
1984-82	All w/ A.T. (Short Rack)	--	212-0101
1984-82	All w/ M.T.	312-0101	--
1984-82	All w/ M.T. (Short Rack)	--	212-0101
1981-80	All Manual (Short Rack)	--	212-0101
<b>PASSAT</b>			
2012	All	312-0205	--
2009	All	312-0192	--
2005-03	All	312-0133	--
2002	4 Cyl. Eng. (KOYO Design)	312-0133	--
2002	4 Cyl. Eng. (ZF Design)	312-0145	--
2002	6 Cyl. Eng.	312-0133	--
2002	8 Cyl. Eng.	312-0164	--
2001	4 Cyl. Eng. (KOYO Design)	312-0133	--
2001	4 Cyl. Eng. (ZF Design)	312-0145	--
2001	6 Cyl. Eng.	312-0133	--
2000	4 Cyl. Eng. (KOYO Design)	312-0133	--
2000	4 Cyl. Eng. (ZF Design)	312-0145	--
2000	6 Cyl. Eng. (From Chassis #3B-XE498356)	312-0133	--
2000	6 Cyl. Eng. (To Chassis #3B-XE498355)	312-0112	--
1999-98	4 Cyl. Eng. (KOYO Design)	312-0133	--
1999-98	4 Cyl. Eng. (ZF Design)	312-0145	--
1999-98	6 Cyl. Eng.	312-0112	--
1997-96	All (TRW Design)	312-0117	--
1997-96	All (ZF Design)	312-0111	--
1995	All	312-0111	--
1994-93	4 Cyl. Eng. (TRW Design)	312-0105	--
1994-93	4 Cyl. Eng. (ZF Design)	312-0109	--
1994-93	6 Cyl. Eng. (TRW Design)	312-0116	--
1994-93	6 Cyl. Eng. (ZF Design)	312-0111	--
1992	4 Cyl. Eng. (TRW Design)	312-0105	--
1992	4 Cyl. Eng. (ZF Design - 22 Spline Input Shaft) (From Chassis #31N120001)	312-0109	--
1992	4 Cyl. Eng. (ZF Design - 36 Spline Input Shaft) (To Chassis #31N120000)	312-0108	--
1992	6 Cyl. Eng. (TRW Design)	312-0116	--
1992	6 Cyl. Eng. (ZF Design)	312-0111	--
1991-90	4 Cyl. Eng. (TRW Design)	312-0105	--
1991-90	4 Cyl. Eng. (ZF Design)	312-0108	--
<b>PASSAT CC (CANADA)</b>			
2009	All	312-0192	--
<b>PHAETON</b>			
2006-04	All	312-0168	--
<b>QUANTUM, QUANTUM SYNCRO</b>			
1988-82	All	312-0124	--

## Rack & Pinion

Years	Application	Power	Manual
<b>VOLKSWAGEN (cont'd)</b>			
<b>RABBIT, RABBIT CONVERTIBLE</b>			
1984-81	All w/ A.T.	312-0102	--
1984-81	All w/ A.T. (Short Rack)	--	212-0101
1984-81	All w/ M.T.	312-0101	--
1984-81	All w/ M.T. (Short Rack)	--	212-0101
1980-79	All (Short Rack)	--	212-0101
1978	All (Short Rack) (From Serial #1783058449)	--	212-0101
1978	All (To Serial #1783058448)	--	212-0102
1977-74	All	--	212-0102
<b>SCIROCCO</b>			
1989-82	All w/ A.T.	312-0102	--
1989-82	All w/ A.T. (Short Rack)	--	212-0101
1989-82	All w/ M.T.	312-0101	--
1989-82	All w/ M.T. (Short Rack)	--	212-0101
1981-78	All (Short Rack)	--	212-0101
<b>VOLKSWAGEN TRUCKS</b>			
<b>EUROVAN</b>			
2003-01	All w/ 15" Wheels	312-0170	--
2003-01	All w/ 16" Wheels	312-0174	--
2000-97	All	312-0170	--
1996-92	All	312-0110	--
<b>RABBIT PICKUP</b>			
1983-81	All w/ A.T.	312-0102	--
1983-81	All w/ A.T. (Short Rack)	--	212-0101
1983-81	All w/ M.T.	312-0101	--
1983-81	All w/ M.T. (Short Rack)	--	212-0101
1980	All (Short Rack)	--	212-0101
1978	All (From Serial #1783058449) (Short Rack)	--	212-0101
1978	All (To Serial #1783058448)	--	212-0102
1977-74	All	--	212-0102
<b>ROUTAN</b>			
2012-11	All	312-0206	--
2010	All	312-0187	--
2009	All	312-0190	--
<b>TIGUAN</b>			
2011	All	312-0207	--
2010	All	312-0184	--
2009	All	312-0191	--
<b>TOUAREG</b>			
2014-12	All 3.0L Eng. (Hybrid)	312-0209	--
2014-12	All 3.0L Eng. (TDI)	312-0212	--
2014-12	All 3.6L Eng.	312-0210	--
2011	All 3.0L Eng. (Hybrid) (Before 08/23/10)	312-0208	--
2011	All 3.0L Eng. (Hybrid) (From 08/23/10)	312-0209	--
2011	All 3.0L Eng. (TDI) (Before 05/10/10)	312-0211	--
2011	All 3.0L Eng. (TDI) (From 05/10/10)	312-0212	--
2011	All 3.6L Eng.	312-0210	--
2010	All w/ Variable Ratio Steering (Servotronic)	312-0180	--
2010	All w/o Variable Ratio Steering	312-0186	--
2009-08	All w/ Variable Ratio Steering (Servotronic)	312-0180	--

Years	Application	Power	Manual
<b>VOLKSWAGEN TRUCKS (cont'd)</b>			
<b>TOUAREG (Cont'd)</b>			
2009-08	All w/o Variable Ratio Steering	312-0178	--
2007	All	312-0180	--
2006	All w/ Variable Ratio Steering (Servotronic)	312-0180	--
2006	All w/o Variable Ratio Steering	312-0178	--
2005	All (From Chassis #7L-5-040 001)	312-0178	--
2005	All (To Chassis #7L-5-040 000)	312-0176	--
2004	All	312-0176	--
<b>VANAGON</b>			
1991-80	All	312-0104	212-0109
<b>VOLVO</b>			
<b>240, 260 SERIES</b>			
1993-85	All (CAM Design)	307-0101	--
1993-85	All (ZF Design)	307-0113	--
1984	All	--	207-0101
1984	All (CAM Design)	307-0101	--
1984	All (ZF Design)	307-0113	--
1983-79	All	--	207-0101
1983-79	All	307-0113	--
1978-75	All w/ 14mm Pinion	307-0111	--
<b>740 SERIES</b>			
1992-83	All	307-0112	--
<b>760 SERIES</b>			
1990-83	All	307-0112	--
<b>780 SERIES</b>			
1991-86	All	307-0112	--
<b>850 SERIES</b>			
1997-93	All	307-0114	--
<b>940 SERIES</b>			
1995	All (CAM Design)	307-0112	--
1995	All (KOYO Design)	307-0115	--
1995	All (TRW Design)	307-0116	--
1994-93	All	307-0115	--
1992	All	307-0117	--
1991	All (CAM Design)	307-0112	--
<b>960 SERIES</b>			
1997-96	All (CAM Design)	307-0112	--
1997-96	All (TRW Design)	307-0116	--
1995	All (CAM Design)	307-0112	--
1995	All (KOYO Design)	307-0115	--
1995	All (TRW Design)	307-0116	--
1994	All	307-0112	--
1993	All	307-0117	--
1992	All	307-0112	--
<b>C30 SERIES</b>			
2012	All w/ Steering Deflection Limiter	307-0235	--
2012	All w/o Steering Deflection Limiter	307-0145	--
2011-08	2.5L Eng. (Exc. w/ 18" Wheels)	307-0145	--
2011-08	2.5L Eng. w/ 18" Wheels	307-0146	--
<b>C70 SERIES</b>			
2012-06	All w/ Steering Deflection Limiter	307-0148	--
2012-06	All w/o Steering Deflection Limiter	307-0145	--
2004	All	307-0149	--

## Rack & Pinion

Years	Application	Power	Manual
<b>VOLVO (cont'd)</b>			
<b>C70 SERIES (Cont'd)</b>			
2003-99	All	307-0109	--
1998	Turbo	307-0110	--
<b>COUPE</b>			
1991	All	307-0112	--
<b>S40 SERIES</b>			
2011	All	307-0145	--
2010-06	AWD	307-0150	--
2010-06	All FWD	307-0145	--
2005-04	All	307-0145	--
2003-02	All	307-0127	--
2001-00	All	307-0126	--
<b>S60 SERIES</b>			
2015-12	All w/ Speed Assisted Steering	307-0236	--
2015-12	All w/o Speed Assisted Steering w/ 16" Wheels or 17" Wheels	307-0238	--
2015-12	All w/o Speed Assisted Steering w/ 18" Wheels	307-0237	--
2011	All w/ Speed Assisted Steering	307-0236	--
2011	All w/o Speed Assisted Steering	307-0237	--
2009-08	All w/ Speed Assisted Steering	307-0153	--
2009-08	All w/o Speed Assisted Steering	307-0152	--
2007	All 2.5T w/ Speed Assisted Steering	307-0153	--
2007	All 2.5T w/o Speed Assisted Steering	307-0154	--
2007	All R	307-0155	--
2007	All T5 w/ Speed Assisted Steering	307-0156	--
2007	All T5 w/o Speed Assisted Steering	307-0157	--
2006	All 2.5T w/ Speed Assisted Steering	307-0159	--
2006	All 2.5T w/o Speed Assisted Steering	307-0158	--
2006	All R	307-0155	--
2006	All T5 w/ Speed Assisted Steering	307-0161	--
2006	All T5 w/o Speed Assisted Steering	307-0160	--
2005	All (Exc. R,T5) w/ Speed Assisted Steering (From Chassis #437788)	307-0163	--
2005	All (Exc. R,T5) w/ Speed Assisted Steering (To Chassis #437787)	307-0164	--
2005	All (Exc. R,T5) w/o Speed Assisted Steering (From Chassis #437788)	307-0158	--
2005	All (Exc. R,T5) w/o Speed Assisted Steering (To Chassis #437787)	307-0162	--
2005	All R	307-0155	--
2005	All T5 w/o Speed Assisted Steering	307-0157	--
2004	All (Exc. R) w/ Speed Assisted Steering	307-0166	--
2004	All (Exc. R) w/o Speed Assisted Steering	307-0165	--
2004	All R, Supplied w/ EVO Component	307-0167P	--
2004	All R, Supplied w/o EVO Component	307-0167	--
2003-02	All w/ Speed Assisted Steering	307-0125	--
2003-02	All w/o Speed Assisted Steering	307-0124	--
2001	All w/o Speed Assisted Steering	307-0124	--
<b>S70 SERIES</b>			
2000-99	AWD	307-0169	--
2000-99	FWD 2.3L Eng w/ VIN 11th Digit is 2	307-0110	--
2000-99	FWD 2.4L Eng w/ VIN 11th Digit is 2 (Exc. Turbo)	307-0168	--
2000-99	FWD 2.4L Eng. w/ VIN 11th Digit is 2 Turbo	307-0110	--

Years	Application	Power	Manual
<b>VOLVO (cont'd)</b>			
<b>S70 SERIES (Cont'd)</b>			
2000-99	FWD w/ VIN 11th Digit is 1	307-0114	--
1998	All FWD	307-0114	--
<b>S80 SERIES</b>			
2015-12	All w/ Speed Assisted Steering w/ 16" Wheels or 17" Wheels	307-0242	--
2015-12	All w/ Speed Assisted Steering w/ 18" Wheels	307-0240	--
2015-12	All w/o Speed Assisted Steering (Exc. w/ 18" Wheels)	307-0243	--
2015-12	All w/o Speed Assisted Steering w/ 18" Wheels	307-0241	--
2011	All w/ Speed Assisted Steering (Exc. w/ 18" Wheels)	307-0185	--
2011	All w/ Speed Assisted Steering w/ 18" Wheels	307-0239	--
2011	All w/o Speed Assisted Steering (Exc. w/ 18" Wheels)	307-0226	--
2011	All w/o Speed Assisted Steering w/ 18" Wheels	307-0176	--
2010	4.4L Eng. w/ Speed Assisted Steering	307-0224	--
2010	4.4L Eng. w/o Speed Assisted Steering	307-0222	--
2010	All (Exc. 4.4L Eng.) w/ Speed Assisted Steering (Exc. w/ 18" Tires)	307-0172	--
2010	All (Exc. 4.4L Eng.) w/ Speed Assisted Steering w/ 18" Tires	307-0224	--
2010	All (Exc. 4.4L Eng.) w/o Speed Assisted Steering (Exc. w/ 18" Tires)	307-0170	--
2010	All (Exc. 4.4L Eng.) w/o Speed Assisted Steering w/ 18" Tires	307-0171	--
2009-08	4.4L Eng. w/ Speed Assisted Steering	307-0173	--
2009-08	4.4L Eng. w/o Speed Assisted Steering	307-0174	--
2009-08	All (Exc. 4.4L Eng.) w/ Speed Assisted Steering (Exc. w/ 18" Tires)	307-0172	--
2009-08	All (Exc. 4.4L Eng.) w/ Speed Assisted Steering w/ 18" Tires	307-0173	--
2009-08	All (Exc. 4.4L Eng.) w/o Speed Assisted Steering (Exc. w/ 18" Tires)	307-0170	--
2009-08	All (Exc. 4.4L Eng.) w/o Speed Assisted Steering w/ 18" Tires	307-0171	--
2007	3.2L Eng. w/ Speed Assisted Steering	307-0177	--
2007	3.2L Eng. w/o Speed Assisted Steering (Exc. w/ 18" Tires)	307-0175	--
2007	3.2L Eng. w/o Speed Assisted Steering w/ 18" Tires	307-0176	--
2007	4.4L Eng. w/ Speed Assisted Steering	307-0177	--
2007	4.4L Eng. w/o Speed Assisted Steering	307-0178	--
2006-04	All w/ Speed Assisted Steering	307-0179	--
2006-04	All w/o Speed Assisted Steering	307-0165	--
2003-00	All w/ Speed Assisted Steering	307-0125	--
2003-00	All w/o Speed Assisted Steering	307-0165	--
1999	All w/ Speed Assisted Steering	307-0179	--
1999	All w/o Speed Assisted Steering	307-0165	--
<b>S90 SERIES</b>			
1998	All	307-0131	--
<b>V40 SERIES</b>			
2004-02	All	307-0127	--

## Rack & Pinion

Years	Application	Power	Manual
<b>VOLVO (cont'd)</b>			
<b>V40 SERIES (Cont'd)</b>			
2001-00	All	307-0126	--
<b>V50 SERIES</b>			
2011	All	307-0145	--
2010-06	AWD	307-0150	--
2010-06	All FWD	307-0145	--
2005	All	307-0145	--
<b>V70 SERIES</b>			
2010-08	All w/ Speed Assisted Steering	307-0172	--
2010-08	All w/o Speed Assisted Steering	307-0182	--
2007	All (Exc. R) w/ Speed Assisted Steering	307-0153	--
2007	All (Exc. R) w/o Speed Assisted Steering	307-0154	--
2007	All R	307-0155	--
2006	All (Exc. R) w/ Speed Assisted Steering	307-0159	--
2006	All (Exc. R) w/o Speed Assisted Steering	307-0158	--
2006	All R	307-0155	--
2005-04	All (Exc. R) w/ Speed Assisted Steering	307-0166	--
2005-04	All (Exc. R) w/o Speed Assisted Steering	307-0165	--
2005-04	All R, Supplied w/ EVO Component	307-0167P	--
2005-04	All R, Supplied w/o EVO Component	307-0167	--
2003	AWD w/o Speed Assisted Steering	307-0183	--
2003	FWD w/o Speed Assisted Steering	307-0124	--
2002	All w/ Speed Assisted Steering	307-0125	--
2002	All w/o Speed Assisted Steering w/ XC Package	307-0183	--
2002	All w/o Speed Assisted Steering w/o XC Package	307-0165	--
2001	All w/o Speed Assisted Steering w/ XC Package	307-0183	--
2001	All w/o Speed Assisted Steering w/o XC Package	307-0165	--
2000-99	AWD	307-0169	--
2000-99	FWD 2.3L Eng. w/ VIN 11th Digit is 2	307-0110	--
2000-99	FWD 2.4L Eng w/ VIN 11th Digit is 2 (Exc. Turbo)	307-0168	--
2000-99	FWD 2.4L Eng. w/ VIN 11th Digit is 2 Turbo	307-0110	--
2000-99	FWD w/ VIN 11th Digit is 1	307-0114	--
1998	AWD	307-0137	--
1998	All FWD	307-0114	--
<b>V90 SERIES</b>			
1998	All	307-0131	--
<b>VOLVO TRUCKS</b>			
<b>XC60</b>			
2015-13	All w/ Speed Assisted Steering	307-0244	--
2012-11	All w/ Speed Assisted Steering	307-0244	--
2012-11	All w/o Speed Assisted Steering, Exc. R-Design	307-0245	--
2012-11	All w/o Speed Assisted Steering, R-Design, T6 (Exc. T6 R-Design)	307-0246	--
2010	All w/ Speed Assisted Steering	307-0220	--
2010	All w/o Speed Assisted Steering	307-0221	--
<b>XC70</b>			
2015-11	All w/ Speed Assisted Steering	307-0242	--
2015-11	All w/o Speed Assisted Steering	307-0243	--

Years	Application	Power	Manual
<b>VOLVO TRUCKS (cont'd)</b>			
<b>XC70 (Cont'd)</b>			
2010	All w/ Speed Assisted Steering	307-0225	--
2010	All w/o Speed Assisted Steering	307-0226	--
2009-08	All w/ Speed Assisted Steering	307-0185	--
2009-08	All w/o Speed Assisted Steering	307-0184	--
2007	All w/ Speed Assisted Steering	307-0187	--
2007	All w/o Speed Assisted Steering	307-0186	--
2006	All w/ Speed Assisted Steering	307-0189	--
2006	All w/o Speed Assisted Steering	307-0188	--
2005-04	All w/ Speed Assisted Steering	307-0190	--
2005-04	All w/o Speed Assisted Steering	307-0188	--
2003	All	307-0183	--
<b>XC90</b>			
2014-12	All w/ Speed Assisted Steering	307-0248	--
2014-12	All w/o Speed Assisted Steering	307-0247	--
2011-09	3.2L Eng. w/ Speed Assisted Steering	307-0195	--
2011-09	3.2L Eng. w/o Speed Assisted Steering	307-0223	--
2011-09	4.4L Eng.	307-0191	--
2008	4.4L Eng. (Exc. Sport)	307-0191	--
2008	4.4L Eng. Sport	307-0192	--
2007	3.2L Eng. w/ Speed Assisted Steering	307-0194	--
2007	3.2L Eng. w/o Speed Assisted Steering	307-0193	--
2007	4.4L Eng. Sport	307-0195	--
2007	4.4L Eng. w/ Speed Assisted Steering	307-0197	--
2007	4.4L Eng. w/o Speed Assisted Steering	307-0196	--
2006	All w/ Speed Assisted Steering, Supplied w/ EVO Component	307-0200P	--
2006	All w/ Speed Assisted Steering, Supplied w/o EVO Component	307-0200	--
2006	All w/o Speed Assisted Steering w/16" Wheels	307-0198	--
2006	All w/o Speed Assisted Steering w/17" Wheels	307-0199	--
2005	All w/ Speed Assisted Steering, Supplied w/ EVO Component	307-0200P	--
2005	All w/ Speed Assisted Steering, Supplied w/o EVO Component	307-0200	--
2005	All w/o Speed Assisted Steering w/16" Wheels (From Chassis 146328)	307-0198	--
2005	All w/o Speed Assisted Steering w/16" Wheels (To Chassis 146327)	307-0201	--
2005	All w/o Speed Assisted Steering w/17" Wheels	307-0199	--
2004	All w/ Speed Assisted Steering, Supplied w/ EVO Component	307-0200P	--
2004	All w/ Speed Assisted Steering, Supplied w/o EVO Component	307-0200	--
2004	All w/o Speed Assisted Steering w/16" Wheels	307-0201	--
2004	All w/o Speed Assisted Steering w/17" Wheels	307-0199	--
2003	All 5 Cyl. Eng. w/ 17" Wheels	307-0199	--
2003	All 6 Cyl. Eng. w/ 16" Wheels	307-0202	--
2003	All 6 Cyl. Eng. w/ 17" Wheels, Supplied w/ EVO Component	307-0200P	--
2003	All 6 Cyl. Eng. w/ 17" Wheels, Supplied w/o EVO Component	307-0200	--

# Power Steering Pump

Years	Application	With Reservoir	Without Reservoir
<b>ACURA</b>			
<b>CL</b>			
2003-01	All	--	990-0243
1999-97	4 Cyl. Eng.	--	990-0424
1999-97	6 Cyl. Eng.	--	990-0552
<b>EL (CANADA)</b>			
2005-01	All	--	990-0652
2000-97	All	--	990-0151
<b>INTEGRA</b>			
2001-98	All	--	990-0720
1997-94	All	--	990-0425
1993-92	All	--	990-0341
1991-90	All	--	990-0340
1989-86	All	--	990-0317
<b>LEGEND</b>			
1995-91	All	--	990-0342
1990-86	All	--	990-0331
<b>RL</b>			
2012-09	All	--	990-1171
2008-05	All	--	990-0713
2004-96	All	--	990-0449
<b>RSX</b>			
2006-02	All	--	990-0521
<b>TL</b>			
2008-07	All (Exc. Type S)	--	990-0718
2008-07	All Type-S	--	990-0708
2006-04	All	--	990-0718
2003-99	All	--	990-0243
1998-97	2.5L Eng.	--	990-0451
1998-97	3.2L Eng.	--	990-0449
1996	2.5L Eng.	--	990-0451
1996	3.2L Eng.	--	990-0342
1995	2.5L Eng.	--	990-0451
<b>TSX</b>			
2008-06	2.4L Eng.	--	990-0521
2005-04	2.4L Eng.	--	990-0671
<b>VIGOR</b>			
1994-92	All	--	990-0384
<b>ACURA TRUCKS</b>			
<b>MDX</b>			
2013-03	All	--	990-0547
2002-01	All	--	990-0243
<b>RDX</b>			
2012-07	All	--	990-0710
<b>SLX</b>			
1999-98	All	--	990-0390
1997-96	All	--	990-0716
<b>ZDX</b>			
2013	All w/o Blind Spot Information (BSI) System	--	990-1193
2012-11	All w/ Blind Spot Information (BSI) System	--	990-1144

Years	Application	With Reservoir	Without Reservoir
<b>ACURA TRUCKS (cont'd)</b>			
<b>ZDX (Cont'd)</b>			
2012-11	All w/o Blind Spot Information (BSI) System	--	990-1193
2010	All	--	990-1144
<b>ALFA ROMEO</b>			
<b>164 SERIES</b>			
1995-94	All	--	990-0141
1992-91	All	--	990-0157
<b>QUADRIFOGLIO</b>			
1992-86	All	--	990-0481
<b>SPIDER</b>			
1994	All	--	990-0140
<b>AM GENERAL TRUCKS</b>			
<b>HUMMER</b>			
2001-99	All	731-2240	731-0125
1998-97	All	731-2251	731-0125
1996	All (Exc. VIN Code Z)	731-2240	731-0125
1996	All VIN Code Z	731-2251	731-0125
1995	All	731-2240	731-0125
1994-92	All	--	730-0136
<b>AMERICAN MOTORS</b>			
<b>AMBASSADOR, AMERICAN, CLASSIC, JAVELIN, MARLIN, REBEL, RAMBLER</b>			
1974-73	All	732-2130	732-0101
1972	6 Cyl. Eng.	732-2114	732-0102
1972	8 Cyl. Eng. (Eaton Pump)	--	790-0108
1972	8 Cyl. Eng. (Saginaw Pump)	732-2130	732-0101
1971-68	6 Cyl. Eng.	732-2114	732-0102
1971-68	8 Cyl. Eng. (Eaton Pump) w/ Single Pulley	--	790-0108
1971-68	8 Cyl. Eng. (Saginaw Pump)	732-2130	732-0101
1967-66	8 Cyl. Eng. (Eaton Pump) w/ Front Mount, w/ Single Pulley	--	715-0101
1967-66	8 Cyl. Eng. (Eaton Pump) w/ Rear Mount, w/ Single Pulley	--	790-0105
1965-64	6 Cyl. Eng. Front Mount	--	790-0101
1965-64	8 Cyl. Eng. (Eaton Pump) w/ Front Mount	--	715-0101
1965-64	8 Cyl. Eng. (Eaton Pump) w/ Rear Mount	--	790-0105
1963-60	8 Cyl. Eng. (Eaton Pump) w/ Front Mount	--	715-0101
1959-58	8 Cyl. Eng.	--	715-0101
<b>EAGLE, AMX, CONCORD, GREMLIN, HORNET, MATADOR, PACER, SPIRIT</b>			
1988-84	4 Cyl. Eng.	731-2152	731-0118
1988-84	6 Cyl. Eng.	731-2154	731-0125
1983-80	All	731-2154	731-0125
1979-75	All	732-2152	732-0105
1974-73	All	732-2130	732-0101
1972	6 Cyl. Eng.	732-2114	732-0102
1972	8 Cyl. Eng. (Eaton Pump)	--	790-0108
1972	8 Cyl. Eng. (Saginaw Pump)	732-2130	732-0101
1971-68	6 Cyl. Eng.	732-2114	732-0102

## Power Steering Pump

Years	Application	With Reservoir	Without Reservoir
<b>AMERICAN MOTORS (cont'd)</b>			
<b>EAGLE, AMX, CONCORD, GREMLIN, HORNET, MATADOR, PACER, SPIRIT (Cont'd)</b>			
1971-68	8 Cyl. Eng. (Eaton Pump) w/ Single Pulley	--	790-0108
1971-68	8 Cyl. Eng. (Saginaw Pump)	732-2130	732-0101
<b>ASUNA</b>			
<b>GT (Canada)</b>			
1993	All	--	733-0116
<b>SE (Canada)</b>			
1993	All	--	733-0116
<b>SUNFIRE (Canada)</b>			
1993-92	4 Cyl. 1.8L Eng.	--	990-0345
<b>ASUNA TRUCKS</b>			
<b>SUNRUNNER (Canada)</b>			
1995-92	4 Cyl. Eng.	--	990-0415
<b>AUDI</b>			
<b>80 SERIES</b>			
1992-91	All (Vickers Pump)	--	990-0339
1992-91	All (ZF Pump)	--	950-0112
1990-88	All (Exc. Quattro)	--	950-0112
1990-88	All Quattro (Vickers Pump)	--	990-0339
1990-88	All Quattro (ZF Pump)	--	950-0112
<b>90 SERIES</b>			
1995-93	All	--	990-0130
1991	All (Vickers Pump), (Exc. Quattro)	--	990-0339
1991	All (ZF Pump), (Exc. Quattro)	--	950-0112
1991	All Quattro	--	950-0107
1990	All (Vickers Pump), (Exc. Quattro)	--	990-0339
1990	All (ZF Pump), (Exc. Quattro)	--	950-0112
1990	All Quattro (Vickers Pump)	--	990-0339
1990	All Quattro (ZF Pump) w/ 2 Stud Front Mount	--	950-0107
1990	All Quattro (ZF Pump) w/ 4 Stud Front Mount	--	950-0112
1989-88	All (Vickers Pump)	--	990-0339
1989-88	All (ZF Pump)	--	950-0112
<b>100 SERIES</b>			
1994-92	All	--	990-0432
1991-89	All	--	990-0289
1977-74	All	--	990-0278
<b>200 SERIES</b>			
1991-89	All	--	990-0289
<b>4000 SERIES</b>			
1987-84	All	--	990-0266
1983-79	All w/ Bolt On Pulley (3-Bolt Type)	--	990-0266
1983-79	All w/ Threaded Shaft (Keyway Type)	--	990-0265
<b>5000 SERIES</b>			
1988-84	All	--	990-0289
1983-80	All w/ Bolt On Pulley (3-Bolt Type)	--	990-0266
1983-80	All w/ Threaded Shaft (Keyway Type)	--	990-0265
1979	All 5000S	--	990-0276

Years	Application	With Reservoir	Without Reservoir
<b>AUDI (cont'd)</b>			
<b>A4 SERIES</b>			
2012-10	w/ Dynamic Steering	--	990-1162
2012-10	w/o Dynamic Steering	--	990-1158
2009-07	2.0L Eng.	--	990-1001
2009-07	3.2L Eng.	--	990-1007
2006-05	1.8L Eng.	--	990-1001
2006-05	2.0L Eng.	--	990-1001
2006-05	3.0L Eng.	--	990-1003
2006-05	3.2L Eng.	--	990-1007
2004-02	1.8L Eng.	--	990-1001
2004-02	3.0L Eng.	--	990-1003
2001-00	1.8L Eng.	--	990-0174
2001-00	2.8L Eng.	--	990-0175
1999-96	All	--	990-0129
<b>A5 SERIES</b>			
2012-10	w/ Dynamic Steering	--	990-1162
2012-10	w/o Dynamic Steering	--	990-1158
2009-08	All (From Chassis #8-T-9-002-900)	--	990-1179
2009-08	All (To Chassis #8-T-9-002-900)	--	990-1009
<b>A6 SERIES</b>			
2011-07	6 Cyl. Eng.	--	990-1021
2011-07	8 Cyl. Eng.	--	990-1025
2006-05	3.2L Eng.	--	990-1021
2006-05	4.2L Eng.	--	990-1023
2004-03	2.7L Eng. Quattro	--	990-1013
2004-03	3.0L Eng Quattro	--	990-1019
2004-03	4.2L Eng. Quattro	--	990-1017
2004-03	All (Exc. Quattro)	--	990-1019
2002	2.7L Eng Quattro	--	990-1013
2002	3.0L Eng. Quattro	--	990-1019
2002	4.2L Eng. Quattro	--	990-1017
2002	All (Exc. Quattro)	--	990-1013
2001-00	2.7L Eng. Quattro	--	990-1013
2001-00	2.8L Eng. Quattro	--	990-1011
2001-00	4.2L Eng. Quattro	--	990-1017
2001-00	All (Exc. Quattro)	--	990-1011
1999-95	All	--	990-0432
<b>A8 SERIES</b>			
2012	12 Cyl. Eng.	--	990-1283
2012	8 Cyl. Eng., w/ Dynamic Steering (Before 10/03/11)	--	990-1232
2012	8 Cyl. Eng., w/ Dynamic Steering (From 10/03/11)	--	990-1208
2012	8 Cyl. Eng., w/o Dynamic Steering (Before 10/03/11)	--	990-1231
2012	8 Cyl. Eng., w/o Dynamic Steering (From 10/03/11)	--	990-1282
2011	w/ Dynamic Steering	--	990-1232
2011	w/o Dynamic Steering	--	990-1231
2010	All	--	990-1030
2009-07	12 Cyl. Eng.	--	990-1027
2009-07	8 Cyl. Eng.	--	990-1030

# Power Steering Pump

Years	Application	With Reservoir	Without Reservoir
<b>AUDI (cont'd)</b>			
<b>A8 SERIES (Cont'd)</b>			
2006-05	12 Cyl. Eng.	--	990-1027
2006-05	8 Cyl. Eng.	--	990-1029
2004	All	--	990-1029
2003-97	All	--	990-1017
<b>ALLROAD QUATTRO</b>			
2005-04	6 Cyl. Eng.	--	990-1013
2005-04	8 Cyl. Eng.	--	990-1031
2003-01	All	--	990-1013
<b>CABRIOLET</b>			
1998-94	All	--	990-0130
<b>COUPE, COUPE QUATTRO</b>			
1991	All	--	950-0107
1990	All (From Chassis #002001)	--	950-0107
1987-81	All	--	990-0266
<b>QUATTRO</b>			
1985-82	All	--	990-0266
<b>R8</b>			
2015-10	All	--	990-1133
2009-08	All	--	990-1032
<b>RS4</b>			
2008-07	All	--	990-1033
<b>RS6</b>			
2004-03	All	--	990-1017
<b>S4</b>			
2012	w/ Dynamic Steering	--	990-1160
2012	w/o Dynamic Steering	--	990-1237
2011	w/ Dynamic Steering	--	990-1160
2011	w/o Dynamic Steering (Before 10/18/2010)	--	990-1159
2011	w/o Dynamic Steering (From 10/18/2010)	--	990-1237
2010	w/ Dynamic Steering	--	990-1160
2010	w/o Dynamic Steering	--	990-1179
2009-04	All	--	990-1031
2002	All	--	990-1001
2001-00	All	--	990-1034
1994-92	All	--	990-0445
<b>S5</b>			
2012	3.0L Eng., w/ Dynamic Steering	--	990-1160
2012	3.0L Eng., w/o Dynamic Steering	--	990-1237
2012	4.2L Eng., w/ Dynamic Steering	--	990-1095
2012	4.2L Eng., w/o Dynamic Steering	--	990-1161
2011	3.0L Eng., w/ Dynamic Steering	--	990-1160
2011	3.0L Eng., w/o Dynamic Steering, (Before 10/18/2010)	--	990-1159
2011	3.0L Eng., w/o Dynamic Steering, (From 10/18/2010)	--	990-1237
2011	4.2L Eng., w/ Dynamic Steering	--	990-1095
2011	4.2L Eng., w/o Dynamic Steering	--	990-1161
2010	3.0L Eng., w/ Dynamic Steering	--	990-1160
2010	3.0L Eng., w/o Dynamic Steering, (Before 10/12/2009)	--	990-1179

Years	Application	With Reservoir Con Tanque de reserva	Without Reservoir Sin Tanque de reserva
<b>AUDI (cont'd)</b>			
<b>S5 (Cont'd)</b>			
2010	3.0L Eng., w/o Dynamic Steering, (From 10/12/2009)	--	990-1159
2010	4.2L Eng., w/ Dynamic Steering	--	990-1095
2010	4.2L Eng., w/o Dynamic Steering	--	990-1161
2009	w/ Dynamic Steering	--	990-1095
2009	w/o Dynamic Steering	--	990-1161
2008	All	--	990-1095
<b>S6</b>			
2011-07	All	--	990-1035
2003-02	All	--	990-1017
1996-95	All	--	990-0445
<b>S8</b>			
2013	w/ Dynamic Steering	--	990-1208
2013	w/o Dynamic Steering	--	990-1282
2009-07	All	--	990-1036
2003-01	All	--	990-1017
<b>TT, TT QUATTRO</b>			
2006-00	All	--	990-0520
<b>V8 QUATTRO</b>			
1994-90	All	--	990-0143
<b>AUDI TRUCKS</b>			
<b>Q5</b>			
2012	2.0L Eng.	--	990-1238
2012	3.2L Eng., w/ Dynamic Steering	--	990-1155
2012	3.2L Eng., w/o Dynamic Steering (From 10/04/10)	--	990-1239
2011	2.0L Eng.	--	990-1238
2011	3.2L Eng., w/ Dynamic Steering	--	990-1155
2011	3.2L Eng., w/o Dynamic Steering (Before 10/04/10)	--	990-1156
2011	3.2L Eng., w/o Dynamic Steering (From 10/04/10)	--	990-1239
2010-09	w/ Dynamic Steering	--	990-1155
2010-09	w/o Dynamic Steering	--	990-1156
<b>Q7</b>			
2015-14	Gas Eng.	--	990-1180
2013	Diesel Eng.	--	TBA
2013	Gas Eng.	--	990-1180
2012-11	Diesel Eng.	--	990-1164
2012-11	Gas Eng.	--	990-1180
2010	Diesel Eng.	--	990-1164
2010	Gas Eng. 3.6L	--	990-1180
2010	Gas Eng. 4.2L	--	990-1206
2009	Diesel Eng.	--	990-1164
2009	Gas Eng. 3.6L	--	990-1180
2009	Gas Eng. 4.2L (To Chassis # 4L-9-026-800)	--	990-1181
2008	3.6L Eng.	--	990-1180
2008	4.2L Eng.	--	990-1181
2007	3.6L Eng.	--	990-1026
2007	4.2L Eng.	--	990-1028

# Power Steering Pump

Years	Application	With Reservoir	Without Reservoir
<b>BMW</b>			
<b>1 Series M</b>			
2011	All	--	990-1293
<b>128i</b>			
2013-08	All w/ Active Steering	--	990-0929
2013-08	All w/o Active Steering	--	990-0888
<b>135i</b>			
2013-08	All w/ Active Steering	--	990-0879
2013-08	All w/o Active Steering	--	990-0878
<b>135is</b>			
2013	All w/ Active Steering	--	990-0879
2013	All w/o Active Steering	--	990-0878
<b>318i</b>			
1999-98	All (Exc. ZF Pump)	--	990-0138
1999-98	All ZF Pump	--	990-0899
1997-96	All	--	990-0138
1995	All	--	990-0156
1994	All (Before 1/94)	--	990-0439
1994	All (From 1/94)	--	990-0156
1993-92	All	--	990-0439
1991	All	--	990-0463
1985-83	All	--	950-0110
<b>318iC</b>			
1996	All	--	990-0138
1995	All	--	990-0156
1994	All (Before 1/94)	--	990-0439
1994	All (From 1/94)	--	990-0156
1993-91	All	--	990-0463
<b>318iS</b>			
1997	All w/ LUK Pump	--	990-0138
1997	All w/ ZF Pump	--	990-0156
1996	All	--	990-0138
1995	All	--	990-0156
1994	All (Before 1/94)	--	990-0439
1994	All (From 1/94)	--	990-0156
1993-92	All	--	990-0439
1991-90	All	--	990-0463
<b>318Ti</b>			
1999-97	All (Exc. ZF Pump)	--	990-0138
1999-97	All ZF Pump	--	990-0899
1996	All	--	990-0138
1995	All	--	990-0156
<b>323Ci</b>			
2000	All	--	990-0525
<b>323i</b>			
2000	All	--	990-0525
1999-98	All	--	990-0134
<b>323iC</b>			
1999-98	All	--	990-0134
<b>323iS</b>			
1999-98	All	--	990-0134

Years	Application	With Reservoir	Without Reservoir
<b>BMW (cont'd)</b>			
<b>325Ci</b>			
2006-03	All	--	990-0525
2002	All (Before 9/01)	--	990-0525
2002	All (From 9/01)	--	990-0526
2001	All	--	990-0525
<b>325e</b>			
1988-87	All (Vickers Pump)	--	990-0305
1988-87	All (ZF Pump)	--	950-0110
1986-84	All (ZF Pump)	--	950-0110
<b>325i</b>			
2006	All w/ Active Steering	--	990-0876
2006	All w/o Active Steering	--	990-0888
2005-01	All	--	990-0525
1995-92	All	--	990-0131
1991-89	All (Vickers Pump)	--	990-0305
1988-87	All (Vickers Pump)	--	990-0305
1988-87	All (ZF Pump)	--	950-0110
<b>325iC</b>			
1995-94	All	--	990-0131
1993-87	All (Vickers Pump)	--	990-0305
<b>325iS</b>			
1995-92	All	--	990-0131
1991-89	All (Vickers Pump)	--	990-0305
1988-87	All (Vickers Pump)	--	990-0305
1988-87	All (ZF Pump)	--	950-0110
<b>325iX</b>			
1991-88	All (Vickers Pump)	--	990-0305
<b>325Xi</b>			
2006	All	--	990-0888
2005-01	All	--	990-0526
<b>328Ci</b>			
2000	All	--	990-0525
<b>328i</b>			
2013-09	All w/ Active Steering	--	990-0929
2013-09	All w/o Active Steering	--	990-0888
2008-07	All w/ Active Steering	--	990-0876
2008-07	All w/o Active Steering	--	990-0888
2000	All	--	990-0525
1999	All	--	990-0150
1998-97	All	--	990-0134
1996	All (Before 9/95)	--	990-0131
1996	All (From 9/95)	--	990-0134
<b>328i xDrive</b>			
2013-09	All w/ Active Steering	--	990-0929
2013-09	All w/o Active Steering	--	990-0888
<b>328iC</b>			
1999-97	All	--	990-0134
1996	All (Before 9/95)	--	990-0131
1996	All (From 9/95)	--	990-0134
<b>328iS</b>			
1999-97	All	--	990-0134
1996	All (Before 9/95)	--	990-0131



# Power Steering Pump

Years	Application	With Reservoir	Without Reservoir
<b>BMW (cont'd)</b>			
<b>328iS (Cont'd)</b>			
1996	All (From 9/95)	--	990-0134
<b>328xi</b>			
2008-07	All	--	990-0888
<b>330Ci</b>			
2006-04	All	--	990-0525
2003-02	All	--	990-0526
2001	All (Before 4/01)	--	990-0525
2001	All (From 4/01)	--	990-0526
<b>330i</b>			
2006	All w/ Active Steering	--	990-0876
2006	All w/o Active Steering	--	990-0888
2005-03	All	--	990-0525
2002	All	--	990-0526
2001	All (Before 12/00)	--	990-0150
2001	All (From 12/00 To 04/01)	--	990-0525
2001	All (From 4/01)	--	990-0526
<b>330Xi</b>			
2006	All	--	990-0888
2005-01	All	--	990-0526
<b>335d</b>			
2011-10	All	--	990-1122
2009	All	--	990-1167
<b>335i</b>			
2013-07	All w/ Active Steering	--	990-0879
2013-07	All w/o Active Steering	--	990-0878
<b>335i xDrive</b>			
2013-09	All w/ Active Steering	--	990-0879
2013-09	All w/o Active Steering	--	990-0878
<b>335is</b>			
2013-11	All w/ Active Steering	--	990-0879
2013-11	All w/o Active Steering	--	990-0878
<b>335xi</b>			
2008-07	All	--	990-0878
<b>524td</b>			
1986-85	All	--	950-0110
<b>525i</b>			
2007	All w/ Active Steering	--	990-0875
2007	All w/o Active Steering	--	990-0877
2006	All w/ Dynamic Drive, w/ Active Steering	--	990-0914
2006	All w/ Dynamic Drive, w/o Active Steering	--	990-0916
2006	All w/o Dynamic Drive, w/ Active Steering	--	990-0875
2006	All w/o Dynamic Drive, w/o Active Steering	--	990-0877
2005	All Luk Pump w/ Active Steering	--	990-0884
2005	All Luk Pump w/o Active Steering	--	990-0885
2005	All ZF Pump	--	990-0883
2004	All w/ Active Steering	--	990-0884
2004	All w/o Active Steering	--	990-0885
2003-01	All	--	990-0150
1995-92	All w/ Leveling Device	--	990-0410
1995-92	All w/o Leveling Device	--	990-0128

Years	Application	With Reservoir	Without Reservoir
<b>BMW (cont'd)</b>			
<b>525i (Cont'd)</b>			
1991	All w/ Leveling Device	--	990-0410
1991	All w/o Leveling Device & Pump w/ 4 Mounting Holes	--	990-0155
1991	All w/o Leveling Device & Pump w/ 4 Mounting Studs	--	990-0466
1990-88	All w/ Leveling Device	--	990-0410
1990-88	All w/o Leveling Device	--	990-0155
<b>525iT</b>			
1995-92	All w/ Leveling Device	--	990-0410
1995-92	All w/o Leveling Device	--	990-0128
<b>525xi</b>			
2007-06	All	--	990-0877
<b>528Xi</b>			
2008	All	--	990-0922
<b>528e</b>			
1988-85	All	--	950-0110
1984	All (Before 9/83)	--	990-0381
1984	All (From 9/83)	--	950-0110
1983-82	All	--	990-0381
<b>528i</b>			
2010-08	All w/ Dynamic Drive, w/ Active Steering	--	990-0914
2010-08	All w/ Dynamic Drive, w/o Active Steering	--	990-0916
2010-08	All w/o Dynamic Drive, w/ Active Steering	--	990-0875
2010-08	All w/o Dynamic Drive, w/o Active Steering	--	990-0877
2000-97	All	--	990-0150
1981	All (Before 4/81)	--	990-0145
1981	All (From 4/81)	--	990-0381
1980-79	All	--	990-0145
<b>528i xDrive</b>			
2010-09	All w/ Active Steering	--	990-0875
2010-09	All w/o Active Steering	--	990-0877
<b>528iT</b>			
2000-99	All	--	990-0150
<b>530i</b>			
2007	All w/ Active Steering	--	990-0875
2007	All w/o Active Steering	--	990-0877
2006	All w/ Dynamic Drive, w/ Active Steering	--	990-0914
2006	All w/ Dynamic Drive, w/o Active Steering	--	990-0916
2006	All w/o Dynamic Drive, w/ Active Steering	--	990-0875
2006	All w/o Dynamic Drive, w/o Active Steering	--	990-0877
2005	All Luk Pump w/ Active Steering	--	990-0884
2005	All Luk Pump w/o Active Steering	--	990-0885
2005	All ZF Pump	--	990-0883
2004	All w/ Active Steering	--	990-0884
2004	All w/o Active Steering	--	990-0885
2003-01	All	--	990-0150
1995-94	All w/ Leveling Device	--	990-0460
1995-94	All w/o Leveling Device	--	990-0461
1978-76	All	--	990-0145

## Power Steering Pump

Years	Application	With Reservoir	Without Reservoir
<b>BMW (cont'd)</b>			
<b>530iT</b>			
1995-94	All w/ Leveling Device	--	990-0460
1995-94	All w/o Leveling Device	--	990-0461
<b>530xi</b>			
2007-06	All	--	990-0877
<b>533i</b>			
1984	All (Before 4/84)	--	990-0381
1984	All (From 4/84)	--	950-0110
1983	All	--	990-0381
<b>535i</b>			
2014-13	All xDrive, w/ Dynamic Drive	--	990-1214
2014-13	All xDrive, w/o Dynamic Drive	--	990-1219
2012	All (Exc. xDrive) w/ Dynamic Drive w/ Active Steering	--	990-1286
2012	All (Exc. xDrive) w/ Dynamics Drive w/o Active Steering	--	990-1270
2012	All xDrive, w/ Dynamic Drive	--	990-1214
2012	All xDrive, w/o Dynamic Drive	--	990-1219
2011	All xDrive, w/ Dynamic Drive	--	990-1214
2011	All xDrive, w/o Dynamic Drive	--	990-1219
2010-09	All (Exc. xDrive) w/ Dynamic Drive w/ Active Steering	--	990-0921
2010-09	All (Exc. xDrive) w/ Dynamics Drive w/o Active Steering	--	990-0920
2010-09	All (Exc. xDrive) w/o Dynamic Drive w/o Active Steering	--	990-0918
2010-09	All (Exc. xDrive) w/o Dynamics Drive w/ Active Steering	--	990-0919
2010-09	All xDrive	--	990-0917
2008	All w/ Dynamic Drive, w/ Active Steering	--	990-0919
2008	All w/ Dynamic Drive, w/o Active Steering	--	990-0921
2008	All w/o Dynamic Drive, w/ Active Steering	--	990-0920
2008	All w/o Dynamic Drive, w/o Active Steering	--	990-0918
1993-89	All w/ Leveling Device	--	990-0410
1993-89	All w/o Leveling Device	--	990-0155
1988	All (Before 6/88)	--	950-0110
1988	All (From 6/88)	--	990-0155
1987-85	All	--	950-0110
<b>535i GT</b>			
2013-10	All w/ Dynamic Drive, w/ Active Steering	--	990-1215
2013-10	All w/ Dynamic Drive, w/o Active Steering	--	990-1214
2013-10	All w/o Dynamic Drive, w/ Active Steering	--	990-1220
2013-10	All w/o Dynamic Drive, w/o Active Steering	--	990-1219
<b>535iS</b>			
1988	All	--	950-0110
<b>535Xi</b>			
2008	All	--	990-0917
<b>540i</b>			
2003-97	All	--	990-0461
1995-94	All w/ Leveling Device	--	990-0460
1995-94	All w/o Leveling Device	--	990-0461

Years	Application	With Reservoir	Without Reservoir
<b>BMW (cont'd)</b>			
<b>540iT</b>			
2000-99	All	--	990-0461
<b>545i</b>			
2005	All Luk Pump w/ Active Steering	--	990-0884
2005	All Luk Pump w/o Active Steering	--	990-0885
2005	All ZF Pump	--	990-0883
2004	All w/ Dynamic Drive, w/ Active Steering	--	990-0900
2004	All w/ Dynamic Drive, w/o Active Steering	--	990-0892
2004	All w/o Dynamic Drive, w/ Active Steering	--	990-0905
2004	All w/o Dynamic Drive, w/o Active Steering	--	990-0891
<b>550i</b>			
2015-13	All (Exc. xDrive)	--	990-1281
2012-11	w/ Dynamic Control, w/ Active Steering	--	990-1177
2012-11	w/ Dynamic Control, w/o Active Steering	--	990-1176
2012-11	w/o Dynamic Control, w/ Active Steering	--	990-1124
2012-11	w/o Dynamic Control, w/o Active Steering	--	990-1125
2010	w/ Dynamic Control, w/ Active Steering	--	990-0900
2010	w/ Dynamic Control, w/o Active Steering	--	990-0892
2010	w/o Dynamic Control, w/ Active Steering	--	990-0905
2010	w/o Dynamic Control, w/o Active Steering	--	990-0891
2009-08	All w/ Dynamic Drive, w/ Active Steering	--	990-0900
2009-08	All w/ Dynamic Drive, w/o Active Steering	--	990-0892
2009-08	All w/o Dynamic Drive, w/ Active Steering	--	990-0905
2009-08	All w/o Dynamic Drive, w/o Active Steering	--	990-0891
2007	All w/ Active Steering	--	990-0905
2007	All w/o Active Steering	--	990-0891
2006	All w/ Dynamic Drive, w/ Active Steering	--	990-0900
2006	All w/ Dynamic Drive, w/o Active Steering	--	990-0892
2006	All w/o Dynamic Drive, w/ Active Steering	--	990-0905
2006	All w/o Dynamic Drive, w/o Active Steering	--	990-0891
<b>550i GT</b>			
2015-14	All (Exc. xDrive)	--	990-1281
2013	w/ Dynamic Drive, w/ Active Steering	--	990-1177
2013	w/ Dynamic Drive, w/o Active Steering	--	990-1176
2013	w/o Dynamic Drive, w/ Active Steering	--	990-1124
2013	w/o Dynamic Drive, w/o Active Steering	--	990-1125
2012	w/ Dynamic Drive, w/ Active Steering	--	990-1287
2012	w/ Dynamic Drive, w/o Active Steering	--	990-1276
2012	w/o Dynamic Drive, w/o Active Steering	--	990-1125
2011	w/ Dynamic Drive, w/ Active Steering	--	990-1177
2011	w/ Dynamic Drive, w/o Active Steering	--	990-1176
2011	w/o Dynamic Drive, w/ Active Steering	--	990-1124
2011	w/o Dynamic Drive, w/o Active Steering	--	990-1125
<b>550i GT xDrive</b>			
2015-13	w/ Dynamic Drive	--	990-1176
2015-13	w/o Dynamic Drive	--	990-1125
2012	w/ Dynamic Drive	--	990-1276
2012	w/o Dynamic Drive	--	990-1125
2011	w/ Dynamic Drive	--	990-1176

# Power Steering Pump

Years	Application	With Reservoir	Without Reservoir
<b>BMW (cont'd)</b>			
<b>550i GT xDrive (Cont'd)</b>			
2011	w/o Dynamic Drive	--	990-1125
<b>550i xDrive</b>			
2015-13	w/ Dynamic Drive	--	990-1176
2015-13	w/o Dynamic Drive	--	990-1125
2012	w/ Dynamic Drive	--	990-1287
2012	w/o Dynamic Drive	--	990-1125
<b>630CSi</b>			
1977	All	--	990-0145
<b>633CSi</b>			
1984	All (Before 4/84)	--	990-0381
1984	All (From 4/84)	--	950-0110
1983-82	All	--	990-0381
1981	All (Before 4/81)	--	990-0145
1981	All (From 4/81)	--	990-0381
1980-78	All	--	990-0145
<b>635CSi</b>			
1989-88	All	--	990-0483
1987	All (Before 6/87)	--	950-0110
1987	All (From 6/87)	--	990-0483
1986-85	All	--	950-0110
<b>640i (Includes Gran Coupe)</b>			
2012	All (Exc. xDrive)	--	990-1274
<b>640i xDrive (Includes Gran Coupe)</b>			
2015-14	w/ Dynamic Drive	--	990-1214
2015-14	w/o Dynamic Drive	--	990-1219
<b>645Ci</b>			
2005	All Luk Pump w/ Active Steering	--	990-0884
2005	All Luk Pump w/o Active Steering	--	990-0885
2005	All ZF Pump	--	990-0883
2004	All w/ Dynamic Drive, w/ Active Steering	--	990-0900
2004	All w/ Dynamic Drive, w/o Active Steering	--	990-0892
2004	All w/o Dynamic Drive, w/ Active Steering	--	990-0905
2004	All w/o Dynamic Drive, w/o Active Steering	--	990-0891
<b>650i (Includes Gran Coupe)</b>			
2012	All (Exc. xDrive)	--	990-1281
2010-08	All w/ Dynamic Drive, w/ Active Steering	--	990-0900
2010-08	All w/ Dynamic Drive, w/o Active Steering	--	990-0892
2010-08	All w/o Dynamic Drive, w/ Active Steering	--	990-0905
2010-08	All w/o Dynamic Drive, w/o Active Steering	--	990-0891
2007	All w/ Active Steering	--	990-0905
2007	All w/o Active Steering	--	990-0891
2006	All w/ Dynamic Drive	--	990-0892
2006	All w/o Dynamic Drive, w/ Active Steering	--	990-0905
2006	All w/o Dynamic Drive, w/o Active Steering	--	990-0891
<b>650i xDrive (Includes Gran Coupe)</b>			
2015-12	w/ Dynamic Drive	--	990-1276
2015-12	w/o Dynamic Drive	--	990-1125

Years	Application	With Reservoir	Without Reservoir
<b>BMW (cont'd)</b>			
<b>733i</b>			
1984-81	All	--	990-0409
1980	All (Before 9/79)	--	990-0144
1980	All (From 9/79)	--	990-0409
1979-78	All	--	990-0144
<b>735i</b>			
1992-91	All w/ Leveling Device	--	990-0410
1992-91	All w/o Leveling Device	--	990-0136
1990-89	All Luk Pump w/o Leveling Device	--	990-0136
1990-89	All ZF Pump w/o Leveling Device	--	950-0110
1990-89	All w/ Leveling Device	--	990-0410
1988-87	All w/ Leveling Device	--	990-0410
1988-87	All w/o Leveling Device	--	950-0110
1986-85	All	--	990-0409
<b>735iL</b>			
1992-88	All	--	990-0410
<b>740i</b>			
2012	All w/ Dynamic Drive, w/ Active Steering	--	990-1286
2012	All w/ Dynamic Drive, w/o Active Steering	--	990-1270
2012	All w/o Dynamic Drive, w/ Active Steering	--	990-1220
2012	All w/o Dynamic Drive, w/o Active Steering	--	990-1219
2011	All w/ Dynamic Drive, w/ Active Steering	--	990-1214
2011	All w/ Dynamic Drive, w/o Active Steering	--	990-1215
2011	All w/o Dynamic Drive, w/ Active Steering	--	990-1220
2011	All w/o Dynamic Drive, w/o Active Steering	--	990-1219
2001-97	All w/ Leveling Device	--	990-0460
2001-97	All w/o Leveling Device	--	990-0461
1995-93	All w/ Leveling Device	--	990-0460
1995-93	All w/o Leveling Device	--	990-0461
<b>740i xDrive</b>			
2015-13	w/ Dynamic Drive	--	990-1214
2015-13	w/o Dynamic Drive	--	990-1219
<b>740iL</b>			
2001-95	All w/ Leveling Device	--	990-0460
2001-95	All w/o Leveling Device	--	990-0461
1994-93	All	--	990-0460
<b>740Li</b>			
2012	All w/ Dynamic Drive, w/ Active Steering	--	990-1286
2012	All w/ Dynamic Drive, w/o Active Steering	--	990-1270
2012	All w/o Dynamic Drive, w/ Active Steering	--	990-1220
2012	All w/o Dynamic Drive, w/o Active Steering	--	990-1219
2011	All w/ Dynamic Drive, w/ Active Steering	--	990-1214
2011	All w/ Dynamic Drive, w/o Active Steering	--	990-1215
2011	All w/o Dynamic Drive, w/ Active Steering	--	990-1220
2011	All w/o Dynamic Drive, w/o Active Steering	--	990-1219
<b>745i</b>			
2005-04	All	--	990-0880
2003-02	All	--	990-0944

## Power Steering Pump

Years	Application	With Reservoir	Without Reservoir
<b>BMW (cont'd)</b>			
<b>745Li</b>			
2005-04	All	--	990-0880
2003-02	All	--	990-0944
<b>750i</b>			
2015-13	All (Exc. xDrive)	--	990-1281
2012	w/ Dynamic Drive, w/ Active Steering	--	990-1287
2012	w/ Dynamic Drive, w/o Active Steering	--	990-1276
2012	w/o Dynamic Drive, w/ Active Steering	--	990-1124
2012	w/o Dynamic Drive, w/o Active Steering	--	990-1125
2011-10	w/ Dynamic Drive, w/ Active Steering	--	990-1177
2011-10	w/ Dynamic Drive, w/o Active Steering	--	990-1176
2011-10	w/o Dynamic Drive, w/ Active Steering	--	990-1124
2011-10	w/o Dynamic Drive, w/o Active Steering	--	990-1125
2009	w/ Dynamic Drive, w/ Active Steering	--	990-1177
2009	w/ Dynamic Drive, w/o Active Steering	--	990-1176
2009	w/o Dynamic Drive, w/ Active Steering	--	990-1175
2009	w/o Dynamic Drive, w/o Active Steering	--	990-1174
2008-06	All	--	990-0880
<b>750i xDrive</b>			
2015-13	w/ Dynamic Drive	--	990-1176
2015-13	w/o Dynamic Drive	--	990-1125
2012	w/ Dynamic Drive, w/ Active Steering	--	990-1287
2012	w/ Dynamic Drive, w/o Active Steering	--	990-1276
2012	w/o Dynamic Drive, w/ Active Steering	--	990-1124
2012	w/o Dynamic Drive, w/o Active Steering	--	990-1125
2011-10	w/ Dynamic Drive, w/ Active Steering	--	990-1177
2011-10	w/ Dynamic Drive, w/o Active Steering	--	990-1176
2011-10	w/o Dynamic Drive, w/ Active Steering	--	990-1124
2011-10	w/o Dynamic Drive, w/o Active Steering	--	990-1125
2009	w/ Dynamic Drive, w/ Active Steering	--	990-1177
2009	w/ Dynamic Drive, w/o Active Steering	--	990-1176
2009	w/o Dynamic Drive, w/ Active Steering	--	990-1175
2009	w/o Dynamic Drive, w/o Active Steering	--	990-1174
<b>750iL</b>			
2001-95	All	--	990-0460
1994-88	All	--	990-0410
<b>750Li</b>			
2015-13	All (Exc. xDrive)	--	990-1281
2012	w/ Dynamic Drive, w/ Active Steering	--	990-1287
2012	w/ Dynamic Drive, w/o Active Steering	--	990-1276
2012	w/o Dynamic Drive, w/ Active Steering	--	990-1124
2012	w/o Dynamic Drive, w/o Active Steering	--	990-1125
2011-10	w/ Dynamic Drive, w/ Active Steering	--	990-1177
2011-10	w/ Dynamic Drive, w/o Active Steering	--	990-1176
2011-10	w/o Dynamic Drive, w/ Active Steering	--	990-1124
2011-10	w/o Dynamic Drive, w/o Active Steering	--	990-1125
2009	w/ Dynamic Drive, w/ Active Steering	--	990-1177
2009	w/ Dynamic Drive, w/o Active Steering	--	990-1176
2009	w/o Dynamic Drive, w/ Active Steering	--	990-1175
2009	w/o Dynamic Drive, w/o Active Steering	--	990-1174
2008-06	All	--	990-0880

Years	Application	With Reservoir	Without Reservoir
<b>BMW (cont'd)</b>			
<b>750Li xDrive</b>			
2015-13	w/ Dynamic Drive	--	990-1176
2015-13	w/o Dynamic Drive	--	990-1125
2012	w/ Dynamic Drive, w/ Active Steering	--	990-1287
2012	w/ Dynamic Drive, w/o Active Steering	--	990-1276
2012	w/o Dynamic Drive, w/ Active Steering	--	990-1124
2012	w/o Dynamic Drive, w/o Active Steering	--	990-1125
2011-10	w/ Dynamic Drive, w/ Active Steering	--	990-1177
2011-10	w/ Dynamic Drive, w/o Active Steering	--	990-1176
2011-10	w/o Dynamic Drive, w/ Active Steering	--	990-1124
2011-10	w/o Dynamic Drive, w/o Active Steering	--	990-1125
2009	w/ Dynamic Drive, w/ Active Steering	--	990-1177
2009	w/ Dynamic Drive, w/o Active Steering	--	990-1176
2009	w/o Dynamic Drive, w/ Active Steering	--	990-1175
2009	w/o Dynamic Drive, w/o Active Steering	--	990-1174
<b>760i</b>			
2006-04	All	--	990-0881
<b>760Li</b>			
2011-10	w/ Active Steering	--	990-1130
2011-10	w/o Active Steering	--	990-1123
2008-03	All	--	990-0881
<b>840Ci</b>			
1997-94	All	--	990-0461
<b>850i, 850Ci</b>			
1997-95	All	--	990-0461
<b>Alpina B7, B7L</b>			
2015-13	All (Exc. xDrive)	--	990-1281
2012	w/ Dynamic Drive, w/ Active Steering	--	990-1287
2012	w/ Dynamic Drive, w/o Active Steering	--	990-1276
2012	w/o Dynamic Drive, w/ Active Steering	--	990-1124
2012	w/o Dynamic Drive, w/o Active Steering	--	990-1125
2011	w/ Dynamic Drive, w/ Active Steering	--	990-1177
2011	w/ Dynamic Drive, w/o Active Steering	--	990-1176
2011	w/o Dynamic Drive, w/ Active Steering	--	990-1124
2011	w/o Dynamic Drive, w/o Active Steering	--	990-1125
2008-07	All	--	990-0881
<b>Alpina B7, B7L xDrive</b>			
2015-13	w/ Dynamic Drive	--	990-1176
2015-13	w/o Dynamic Drive	--	990-1125
2012	w/ Dynamic Drive, w/ Active Steering	--	990-1287
2012	w/ Dynamic Drive, w/o Active Steering	--	990-1276
2012	w/o Dynamic Drive, w/ Active Steering	--	990-1124
2012	w/o Dynamic Drive, w/o Active Steering	--	990-1125
2011	w/ Dynamic Drive, w/ Active Steering	--	990-1177
2011	w/ Dynamic Drive, w/o Active Steering	--	990-1176
2011	w/o Dynamic Drive, w/ Active Steering	--	990-1124
2011	w/o Dynamic Drive, w/o Active Steering	--	990-1125
<b>M3</b>			
2013-12	All	--	990-1271
2011-08	All	--	990-0911
2006-01	All	--	990-0937
1999-95	All	--	990-0462

# Power Steering Pump

Years	Application	With Reservoir	Without Reservoir
<b>BMW (cont'd)</b>			
<b>M3 (Cont'd)</b>			
1991-88	All	--	990-0464
<b>M5</b>			
2010-06	All	--	990-0907
2003-00	All	--	990-0903
1988-87	All	--	990-0467
<b>M6</b>			
2010-06	All	--	990-0907
1989-87	All	--	990-0483
<b>Z3</b>			
2002	2.5L & 3.0L Eng.	--	990-0164
2002	3.2L Eng.	--	990-0937
2001	2.5L & 3.0L Eng.	--	990-0164
2001	3.2L Eng.	--	990-0462
2000-99	2.5L & 2.8L Eng.	--	990-0164
2000-98	3.2L Eng.	--	990-0462
1998-97	1.9L Eng.	--	990-0137
1998-97	2.8L Eng.	--	990-0164
1996	All	--	990-0137
<b>Z4</b>			
2008-06	3.2L Eng.	--	990-0897
<b>Z8</b>			
2003-00	All	--	990-0904
<b>BMW TRUCKS</b>			
<b>X1</b>			
2015-13	3.0L Eng.	--	990-0878
<b>X3</b>			
2010-09	All	--	990-0913
2008	All (Before 5/08)	--	990-0912
2008	All (From 5/08)	--	990-0913
2007	All	--	990-0913
2006-04	All	--	990-0949
<b>X5</b>			
2015-14	3.0L Eng., Gas, w/ Active Steering, w/ Dynamic Drive	--	990-1218
2015-14	3.0L Eng., Gas, w/ Active Steering, w/o Dynamic Drive	--	990-1223
2015-14	4.4L Eng., w/ Active Steering, w/ Active Control Suspension	--	990-0934
2015-14	4.4L Eng., w/ Active Steering, w/o Active Control Suspension	--	990-1127
2013	3.0L Eng., Diesel, w/ Adaptive Control Suspension	--	990-1119
2013	3.0L Eng., Diesel, w/o Adaptive Control Suspension	--	990-1126
2013	3.0L Eng., Gas, w/ Active Steering, w/ Adaptive Control Suspension	--	990-1218
2013	3.0L Eng., Gas, w/ Active Steering, w/o Adaptive Control Suspension	--	990-1223
2013	3.0L Eng., Gas, w/o Active Steering, w/ Adaptive Control Suspension	--	990-1217
2013	3.0L Eng., Gas, w/o Active Steering, w/o Adaptive Control Suspension	--	990-1222

Years	Application	With Reservoir	Without Reservoir
<b>BMW TRUCKS (cont'd)</b>			
<b>X5 (Cont'd)</b>			
2013	4.4L Eng. (Exc. M Series) w/ Adaptive Control Suspension, w/ Active Steering	--	990-1207
2013	4.4L Eng. (Exc. M Series) w/ Adaptive Control Suspension, w/o Active Steering	--	990-1225
2013	4.4L Eng. (Exc. M Series) w/o Adaptive Control Suspension, w/ Active Steering	--	990-1127
2013	4.4L Eng. (Exc. M Series) w/o Adaptive Control Suspension, w/o Active Steering	--	990-1224
2013	4.4L Eng., M Series	--	990-1225
2012	3.0L Eng., Diesel, w/ Adaptive Control Suspension	--	990-1119
2012	3.0L Eng., Diesel, w/o Adaptive Control Suspension	--	990-1126
2012	3.0L Eng., Gas, w/ Active Steering, w/ Adaptive Control Suspension	--	990-1288
2012	3.0L Eng., Gas, w/ Active Steering, w/o Adaptive Control Suspension	--	990-1223
2012	3.0L Eng., Gas, w/o Active Steering, w/ Adaptive Control Suspension	--	990-1217
2012	3.0L Eng., Gas, w/o Active Steering, w/o Adaptive Control Suspension	--	990-1222
2012	4.4L Eng. (Exc. M Series) w/ Adaptive Control Suspension, w/o Active Steering (From 10/2011)	--	990-1198
2012	4.4L Eng. (Exc. M Series) w/ Adaptive Control Suspension, w/ Active Steering (From 10/2011)	--	990-1207
2012	4.4L Eng. (Exc. M Series) w/ Adaptive Control Suspension, w/ Active Steering (Before 10/2011)	--	990-1199
2012	4.4L Eng. (Exc. M Series) w/ Adaptive Control Suspension, w/o Active Steering (Before 10/2011)	--	990-0933
2012	4.4L Eng. (Exc. M Series) w/o Adaptive Control Suspension, w/o Active Steering	--	990-1224
2012	4.4L Eng. (Exc. M Series) w/o Adaptive Control Suspension, w/ Active Steering	--	990-1127
2012	4.4L Eng., M Series	--	990-1225
2011	3.0L Eng., Diesel, w/ Active Steering	--	990-1119
2011	3.0L Eng., Diesel, w/o Active Steering	--	990-1126
2011	3.0L Eng., Gas, w/ Active Steering, w/ Adaptive Control Suspension	--	990-1288
2011	3.0L Eng., Gas, w/ Active Steering, w/o Adaptive Control Suspension	--	990-1223
2011	3.0L Eng., Gas, w/o Active Steering, w/ Adaptive Control Suspension	--	990-1216
2011	3.0L Eng., Gas, w/o Active Steering, w/o Adaptive Control Suspension	--	990-1221
2011	4.4L Eng. (Exc. M Series) w/ Adaptive Control Suspension	--	990-1292
2011	4.4L Eng. (Exc. M Series) w/o Adaptive Control Suspension	--	990-1128
2011	4.4L Eng., M Series	--	990-1225
2010	3.0L Eng., Diesel, w/ Adaptive Control Suspension	--	990-1119

## Power Steering Pump

Years	Application	With Reservoir	Without Reservoir
<b>BMW TRUCKS (cont'd)</b>			
<b>X5 (Cont'd)</b>			
2010	3.0L Eng., Diesel, w/o Adaptive Control Suspension	--	990-1126
2010	3.0L Eng., Gas, w/ Active Steering, w/ Adaptive Control Suspension	--	990-1118
2010	3.0L Eng., Gas, w/o Active Steering, w/ Adaptive Control Suspension	--	990-1117
2010	4.4L Eng.	--	990-1116
2010	4.8L Eng., w/ Active Steering, w/ Adaptive Control Suspension	--	990-1121
2010	4.8L Eng., w/o Active Steering, w/ Adaptive Control Suspension	--	990-1120
2009	3.0L Eng., Diesel, w/ Adaptive Control Suspension	--	990-1119
2009	3.0L Eng., Diesel, w/o Adaptive Control Suspension	--	990-1126
2009	3.0L Eng., Gas, w/ Active Steering, w/ Sport Pkg	--	990-0924
2009	3.0L Eng., Gas, w/o Active Steering, w/ Sport Pkg	--	990-0927
2009	3.0L Eng., Gas, w/o Active Steering, w/o Sport Pkg	--	990-0923
2009	4.8L Eng., w/ Active Steering, w/ Sport Pkg	--	990-0926
2009	4.8L Eng., w/o Active Steering, w/ Sport Pkg	--	990-0928
2009	4.8L Eng., w/o Active Steering, w/o Sport Pkg	--	990-0925
2008	6 Cyl. Eng. w/ Active Steering, w/ Sport Pkg	--	990-0924
2008	6 Cyl. Eng. w/o Active Steering, w/ Sport Pkg	--	990-0927
2008	6 Cyl. Eng. w/o Active Steering, w/o Sport Pkg	--	990-0923
2008	8 Cyl. Eng. w/ Active Steering, w/ Sport Pkg	--	990-0926
2008	8 Cyl. Eng. w/o Active Steering, w/ Sport Pkg	--	990-0928
2008	8 Cyl. Eng. w/o Active Steering, w/o Sport Pkg	--	990-0925
2007-04	6 Cyl. Eng.	--	990-0942
2007-04	8 Cyl. Eng.	--	990-0948
2003	6 Cyl. Eng.	--	990-0942
2003	8 Cyl. Eng. (Before 10/02)	--	990-0945
2003	8 Cyl. Eng. (From 10/02)	--	990-0898
2002-01	6 Cyl. Eng.	--	990-0942
2002-01	8 Cyl. Eng.	--	990-0945
2000	All	--	990-0945
<b>X6</b>			
2014-13	3.0L Eng., w/ Active Steering, w/ Adaptive Control Suspension	--	990-1218
2014-13	3.0L Eng., w/ Active Steering, w/o Adaptive Control Suspension	--	990-1223
2014-13	3.0L Eng., w/o Active Steering, w/ Adaptive Control Suspension	--	990-1217

Years	Application	With Reservoir	Without Reservoir
<b>BMW TRUCKS (cont'd)</b>			
<b>X6 (Cont'd)</b>			
2014-13	3.0L Eng., w/o Active Steering, w/o Adaptive Control Suspension	--	990-1222
2014-13	4.4L Eng. (Exc. M Series) w/ Adaptive Control Suspension, w/ Active Steering	--	990-1207
2014-13	4.4L Eng. (Exc. M Series) w/ Adaptive Control Suspension, w/o Active Steering	--	990-1225
2014-13	4.4L Eng. (Exc. M Series) w/o Adaptive Control Suspension, w/ Active Steering	--	990-1127
2014-13	4.4L Eng. (Exc. M Series) w/o Adaptive Control Suspension, w/o Active Steering	--	990-1224
2014-13	4.4L Eng., M Series	--	990-1225
2012	3.0L Eng., w/ Active Steering, w/ Adaptive Control Suspension	--	990-1288
2012	3.0L Eng., w/ Active Steering, w/o Adaptive Control Suspension	--	990-1223
2012	3.0L Eng., w/o Active Steering, w/ Adaptive Control Suspension	--	990-1217
2012	3.0L Eng., w/o Active Steering, w/o Adaptive Control Suspension	--	990-1222
2012	4.4L Eng. (Exc. M Series) w/ Adaptive Control Suspension, w/ Active Steering (Before 10/2011)	--	990-1199
2012	4.4L Eng. (Exc. M Series) w/ Adaptive Control Suspension, w/ Active Steering (From 10/2011)	--	990-1207
2012	4.4L Eng. (Exc. M Series) w/ Adaptive Control Suspension, w/o Active Steering (Before 10/2011)	--	990-0933
2012	4.4L Eng. (Exc. M Series) w/ Adaptive Control Suspension, w/o Active Steering (From 10/2011)	--	990-1198
2012	4.4L Eng. (Exc. M Series) w/o Adaptive Control Suspension, w/ Active Steering	--	990-1127
2012	4.4L Eng. (Exc. M Series) w/o Adaptive Control Suspension, w/o Active Steering	--	990-1224
2012	4.4L Eng., M Series	--	990-1225
2011	3.0L Eng., w/ Active Steering, w/ Adaptive Control Suspension	--	990-1288
2011	3.0L Eng., w/ Active Steering, w/o Adaptive Control Suspension	--	990-1223
2011	3.0L Eng., w/o Active Steering, w/ Adaptive Control Suspension	--	990-1217
2011	3.0L Eng., w/o Active Steering, w/o Adaptive Control Suspension	--	990-1222
2011	4.4L Eng. (Exc. M Series) w/ Adaptive Control Suspension, w/ Active Steering	--	990-0934
2011	4.4L Eng. (Exc. M Series) w/ Adaptive Control Suspension, w/o Active Steering	--	990-0933
2011	4.4L Eng. (Exc. M Series) w/o Adaptive Control Suspension, w/ Active Steering	--	990-1127
2011	4.4L Eng. (Exc. M Series) w/o Adaptive Control Suspension, w/o Active Steering	--	990-1224
2011	4.4L Eng., M Series	--	990-1225
2010	3.0L Eng., Gas, w/ Adaptive Control Suspension, w/ Active Steering	--	990-0930

# Power Steering Pump

Years	Application	With Reservoir	Without Reservoir
<b>BMW TRUCKS (cont'd)</b>			
<b>X6 (Cont'd)</b>			
2010	3.0L Eng., Gas, w/ Adaptive Control Suspension, w/o Active Steering	--	990-0935
2010	3.0L Eng., Gas, w/o Adaptive Control Suspension, w/ Active Steering	--	990-1129
2010	3.0L Eng., Gas, w/o Adaptive Control Suspension, w/o Active Steering	--	990-1291
2010	4.4L Eng. (Exc. M Series) w/ Adaptive Control Suspension, w/ Active Steering	--	990-0934
2010	4.4L Eng. (Exc. M Series) w/ Adaptive Control Suspension, w/o Active Steering	--	990-0933
2010	4.4L Eng. (Exc. M Series) w/o Adaptive Control Suspension, w/ Active Steering	--	990-1127
2010	4.4L Eng. (Exc. M Series) w/o Adaptive Control Suspension, w/o Active Steering (Before 04/2010)	--	990-1128
2010	4.4L Eng. (Exc. M Series) w/o Adaptive Control Suspension, w/o Active Steering (From 04/2010)	--	990-1224
2010	4.4L Eng., M Series	--	990-1116
2009-08	6 Cyl. Eng. w/ Adaptive Control Suspension, w/ Active Steering	--	990-0930
2009-08	6 Cyl. Eng. w/ Adaptive Control Suspension, w/o Active Steering	--	990-0935
2009-08	6 Cyl. Eng. w/o Adaptive Control Suspension, w/o Active Steering	--	990-0932
2009-08	8 Cyl. Eng. w/ Adaptive Control Suspension, w/ Active Steering	--	990-0934
2009-08	8 Cyl. Eng. w/ Adaptive Control Suspension, w/o Active Steering	--	990-0933
2009-08	8 Cyl. Eng. w/o Adaptive Control Suspension, w/o Active Steering	--	990-0931
<b>BUICK</b>			
<b>CENTURION, INVICTA, WILDCAT</b>			
1973	8 Cyl. 350 Eng.	732-2110	732-0101
1973	8 Cyl. 455 Eng.	732-2122	732-0101
1972	8 Cyl. 350 Eng. w/ Air Pump	732-2108	732-0101
1972	8 Cyl. 350 Eng. w/o Air Pump	732-2125	732-0101
1972	8 Cyl. 455 Eng.	732-2122	732-0101
1971	All	732-2122	732-0101
1970-67	All	732-2124	732-0101
1966-65	All	--	736-0105
1964	All	--	736-0101
1963	All	--	736-0101
<b>CENTURY</b>			
2005-04	All	--	734-0144
2003-97	All	734-70105	734-0105
1996-94	4 Cyl. Eng.	734-63102	734-0102
1996-94	6 Cyl. Eng.	734-70102	734-0102
1993	4 Cyl. Eng.	734-63102	734-0102
1993	6 Cyl. Eng.	734-59126	734-0126
1992	4 Cyl. Eng.	734-62102	734-0102
1992	6 Cyl. Eng.	734-59126	734-0126

Years	Application	With Reservoir	Without Reservoir
<b>BUICK (cont'd)</b>			
<b>CENTURY (Cont'd)</b>			
1991	4 Cyl. Eng.	734-62102	734-0102
1991	6 Cyl. Eng. (Reservoir Labeled WC 26016158 )	733-02127	733-0127
1991	6 Cyl. Eng. (Reservoir Labeled WD 26021535)	734-59126	734-0126
1990	4 Cyl. Eng.	733-07127	733-0127
1990	6 Cyl. Eng.	733-02127	733-0127
1989	4 Cyl. Eng.	733-07127	733-0127
1989	6 Cyl. 2.8L Eng.	734-54105	734-0105
1989	6 Cyl. 3.3L Eng.	733-02127	733-0127
1988	4 Cyl. Eng.	733-07127	733-0127
1988	6 Cyl. 2.8L Eng.	734-54105	734-0105
1988	6 Cyl. 3.8L Eng.	733-12128	733-0128
1987	4 Cyl. Eng.	733-07127	733-0127
1987	6 Cyl. 2.8L Eng.	733-01139	733-0139
1987	6 Cyl. 3.8L Eng.	733-12128	733-0128
1986	4 Cyl. Eng.	731-2166	731-0111
1986	6 Cyl. 2.8L Eng.	731-2169	731-0115
1986	6 Cyl. 3.8L Eng.	733-12128	733-0128
1985-84	4 Cyl. Eng.	731-2166	731-0111
1985-84	4.3L Diesel Eng.	--	733-0124
1985-84	6 Cyl. 2.8L Gas Eng.	731-2169	731-0115
1985-84	6 Cyl. 3.0L & 3.8L Gas Eng.	731-2181	731-0119
1983	4 Cyl. Eng.	731-2166	731-0111
1983	6 Cyl. 2.8L Gas Eng.	731-2169	731-0115
1983	6 Cyl. 3.0L Gas Eng.	731-2181	731-0119
1983	6 Cyl. 4.3L Diesel Eng.	--	733-0124
1982	4 Cyl. Eng.	731-2166	731-0111
1982	6 Cyl. 2.8L Gas Eng.	731-2169	731-0115
1982	6 Cyl. 3.0L Gas Eng.	731-2181	731-0119
1982	6 Cyl. 4.3L Diesel Eng.	--	735-0112
1981	6 Cyl. 231 Eng. w/ Air Pump	731-2164	731-0127
1981	6 Cyl. 231 Eng. w/o Air Pump	731-2151	731-0127
1981	8 Cyl. 267 Eng. (VIN Code J)	731-2131	731-0127
1981	8 Cyl. 301 Eng. (VIN Code W)	731-2151	731-0127
1980	6 Cyl. 231 Eng.	731-2151	731-0127
1980	8 Cyl. 301 Eng. (VIN Code W)	731-2151	731-0127
1980	8 Cyl. 305 Eng. (VIN Code H)	731-2131	731-0127
1979	6 Cyl. 196 Eng. (Exc. Turbo) w/ A.C.	732-2150	732-0105
1979	6 Cyl. 196 Eng. (Exc. Turbo) w/o A.C.	732-2140	732-0105
1979	6 Cyl. 231 Eng. (Exc. Turbo) w/ A.C.	732-2150	732-0105
1979	6 Cyl. 231 Eng. (Exc. Turbo) w/o A.C.	732-2140	732-0105
1979	6 Cyl. 231 Eng. (Turbo)	732-2150	732-0105
1979	8 Cyl. 301 Eng.	732-2150	732-0105
1979	8 Cyl. 305 Eng. (VIN Codes G, H)	732-2159	732-0105
1979	8 Cyl. 350 Eng. (VIN Code L)	732-2159	732-0105
1978	6 Cyl. 196 Eng. (Exc. Turbo) w/ A.C.	732-2150	732-0105
1978	6 Cyl. 196 Eng. (Exc. Turbo) w/o A.C.	732-2140	732-0105
1978	6 Cyl. 231 Eng. (Exc. Turbo) w/ A.C.	732-2150	732-0105
1978	6 Cyl. 231 Eng. (Exc. Turbo) w/o A.C.	732-2140	732-0105
1978	6 Cyl. 231 Eng. (Turbo)	732-2150	732-0105

## Power Steering Pump

Years	Application	With Reservoir	Without Reservoir
<b>BUICK (cont'd)</b>			
<b>CENTURY (Cont'd)</b>			
1978	8 Cyl. 305 & 350 Eng.	732-2159	732-0105
1977	6 Cyl. 231 Eng. w/ A.C.	732-2150	732-0105
1977	6 Cyl. 231 Eng. w/o A.C.	732-2140	732-0105
1977	8 Cyl. 305 Eng. w/ 1 Mounting Hole in Reservoir	732-2139	732-0105
1977	8 Cyl. 305 Eng. w/ 2 Mounting Holes/Studs in Reservoir	732-2137	732-0105
1977	8 Cyl. 350 Eng. (VIN Code L) w/ 1 Mounting Hole in Reservoir	732-2139	732-0105
1977	8 Cyl. 350 Eng. (VIN Code L) w/ 2 Mounting Holes/Studs in Reservoir	732-2137	732-0105
1977	8 Cyl. 350 Eng. (VIN Code R)	732-2141	732-0105
1977	8 Cyl. 350 Eng. (VIN Codes H, J)	732-2140	732-0105
1977	8 Cyl. 403 Eng. (VIN Code K)	732-2141	732-0105
1976-75	6 Cyl. 231 Eng.	732-2150	732-0105
1976-75	8 Cyl. 350 Eng.	732-2140	732-0105
1976-75	8 Cyl. 455 Eng.	732-2142	732-0105
1974-73	8 Cyl. 350 Eng.	732-2110	732-0101
1974-73	8 Cyl. 455 Eng.	732-2128	732-0101
<b>LACROSSE, ALLURE (CAN)</b>			
2014-13	6 Cyl. Eng., Hydraulic Steering	--	920-0142
2011	6 Cyl. Eng.	--	920-0142
2010	4 Cyl. Eng.	--	920-0147
2010	6 Cyl. Eng.	--	920-0142
2009	3.8L Eng.	734-69130	734-0130
2009	5.3L Eng.	--	734-0150
2008	3.6L Eng.	--	920-0149
2008	3.8L Eng.	734-69130	734-0130
2008	5.3L Eng.	--	734-0150
2007-05	3.6L Eng.	--	920-0149
2007-05	3.8L Eng.	734-69130	734-0130
<b>LESABRE, ESTATE WAGON</b>			
2005-03	All	--	734-0108
2002-96	All	734-69143	734-0143
1995-94	Custom Series	734-60103	734-0103
1995-94	Limited Series, Supplied w/ EVO Component	734-60117P1	--
1995-94	Limited Series, Supplied w/o EVO Component	734-60117	734-0117
1993-92	Custom Series	734-60122	734-0122
1993-92	Limited Series, Supplied w/ EVO Component	734-60117P1	--
1993-92	Limited Series, Supplied w/o EVO Component	734-60117	734-0117
1991	All	733-12129	733-0129
1990-89	6 Cyl. Eng.	733-12129	733-0129
1990-88	8 Cyl. Eng.	731-2134	731-0118
1988	6 Cyl. 3.8L Eng. (VIN Code 3)	733-12128	733-0128
1988	6 Cyl. 3.8L Eng. (VIN Code C)	733-12129	733-0129
1987	6 Cyl. Eng.	733-12128	733-0128
1987	8 Cyl. Eng.	731-2134	731-0118
1986	6 Cyl. 3.0L Eng.	733-12129	733-0129

Years	Application	With Reservoir	Without Reservoir
<b>BUICK (cont'd)</b>			
<b>LESABRE, ESTATE WAGON (Cont'd)</b>			
1986	6 Cyl. 3.8L Eng.	733-12128	733-0128
1986	8 Cyl. Eng.	731-2134	731-0118
1985-83	6 Cyl. Eng.	731-2164	731-0127
1985-83	8 Cyl. Diesel Eng.	731-2222	731-0118
1985-83	8 Cyl. Gas Eng.	731-2134	731-0118
1982	6 Cyl. Eng.	731-2164	731-0127
1982	8 Cyl. 4.4L Gas Eng. (VIN Code J)	731-2131	731-0118
1982	8 Cyl. 5.0L Gas Eng. (VIN Code Y)	731-2134	731-0118
1982	8 Cyl. 5.7L Diesel Eng.	731-2222	731-0118
1981	6 Cyl. Eng.	731-2164	731-0127
1981	8 Cyl. 267 Gas Eng. (VIN Code J)	731-2131	731-0127
1981	8 Cyl. 307 Gas Eng. (VIN Code Y)	731-2134	731-0118
1981	8 Cyl. 350 Diesel Eng.	731-2222	731-0118
1981	8 Cyl. 350 Gas Eng.	731-2134	731-0118
1980	6 Cyl. Eng.	731-2151	731-0127
1980	8 Cyl. 301 Gas Eng. (VIN Code W)	731-2151	731-0127
1980	8 Cyl. 350 Diesel Eng.	731-2222	731-0118
1980	8 Cyl. 350 Gas Eng. (VIN Code R)	731-2134	731-0118
1980	8 Cyl. 350 Gas Eng. (VIN Code X)	731-2132	731-0127
1979	6 Cyl. 231 Eng. (Exc. Turbo) w/ A.C.	732-2150	732-0105
1979	6 Cyl. 231 Eng. (Exc. Turbo) w/o A.C.	732-2140	732-0105
1979	6 Cyl. 231 Eng. (Turbo)	732-2150	732-0105
1979	8 Cyl. 301 Eng. (VIN Code Y)	732-2150	732-0105
1979	8 Cyl. 350 Eng. (VIN Code R)	732-2141	732-0105
1979	8 Cyl. 350 Eng. (VIN Code X)	732-2140	732-0105
1979	8 Cyl. 403 Eng. (VIN Code K)	732-2141	732-0105
1978	6 Cyl. 231 Eng. (Exc. Turbo) w/ A.C.	732-2150	732-0105
1978	6 Cyl. 231 Eng. (Exc. Turbo) w/o A.C.	732-2140	732-0105
1978	6 Cyl. 231 Eng. Turbo	732-2150	732-0105
1978	8 Cyl. 301 Eng. (VIN Code Y)	732-2150	732-0105
1978	8 Cyl. 305 Eng. (VIN Code U) w/ 1 Mounting Hole in Reservoir	732-2139	732-0105
1978	8 Cyl. 305 Eng. (VIN Code U) w/ 2 Mounting Holes/Studs in Reservoir	732-2137	732-0105
1978	8 Cyl. 350 Eng. (VIN Code L) w/ 1 Mounting Hole in Reservoir	732-2139	732-0105
1978	8 Cyl. 350 Eng. (VIN Code L) w/ 2 Mounting Holes/Studs in Reservoir	732-2137	732-0105
1978	8 Cyl. 350 Eng. (VIN Code R)	732-2141	732-0105
1978	8 Cyl. 350 Eng. (VIN Code X)	732-2140	732-0105
1978	8 Cyl. 403 Eng. (VIN Code K)	732-2141	732-0105
1977	6 Cyl. 231 Eng.	732-2150	732-0105
1977	8 Cyl. 301 Eng.	732-2150	732-0105
1977	8 Cyl. 350 Eng. (VIN Code R)	732-2141	732-0105
1977	8 Cyl. 350 Eng. (VIN Codes H, J)	732-2140	732-0105
1977	8 Cyl. 403 Eng. (VIN Code K)	732-2141	732-0105
1976	6 Cyl. 231 Eng.	732-2150	732-0105
1976	8 Cyl. 350 Eng.	732-2140	732-0105
1976	8 Cyl. 455 Eng.	732-2142	732-0105
1975	8 Cyl. 350 Eng.	732-2140	732-0105
1975	8 Cyl. 455 Eng.	732-2142	732-0105



# Power Steering Pump

Years	Application	With Reservoir	Without Reservoir
<b>BUICK (cont'd)</b>			
<b>LESABRE, ESTATE WAGON (Cont'd)</b>			
1974-73	8 Cyl. 350 Eng.	732-2110	732-0101
1974-73	8 Cyl. 455 Eng.	732-2122	732-0101
1972	8 Cyl. 350 Eng. w/ Air Pump	732-2108	732-0101
1972	8 Cyl. 350 Eng. w/o Air Pump	732-2125	732-0101
1972	8 Cyl. 455 Eng.	732-2122	732-0101
1971	8 Cyl. 350 Eng.	732-2125	732-0101
1971	8 Cyl. 455 Eng.	732-2122	732-0101
1970	8 Cyl. 350 Eng.	732-2125	732-0101
1970	8 Cyl. 455 Eng.	732-2124	732-0101
1969	All	732-2125	732-0101
1968-67	All	732-2131	732-0101
1966-65	All	--	736-0105
1964	All	--	736-0101
1963-60	All	--	736-0101
<b>LUCERNE</b>			
2011-09	6 Cyl. Eng.	--	733-0149
2011-09	8 Cyl. Eng.	734-77151	734-0151
2008-06	6 Cyl. Eng.	734-55149	734-0149
2008-06	8 Cyl. Eng.	734-77151	734-0151
<b>PARK AVENUE, ELECTRA</b>			
2005-00	All	--	734-0108
1999-96	All	734-69143	734-0143
1995	All w/ Supercharged Eng., Supplied w/ EVO Component	734-61117P1	--
1995	All w/ Supercharged Eng., Supplied w/o EVO Component	734-61117	734-0117
1995	All w/o Supercharged Eng., Supplied w/ EVO Component	734-69106P1	--
1995	All w/o Supercharged Eng., Supplied w/o EVO Component	734-69106	734-0106
1994-92	All w/ Supercharged Eng., Supplied w/ EVO Component	734-61117P1	--
1994-92	All w/ Supercharged Eng., Supplied w/o EVO Component	734-61117	734-0117
1994-92	All w/o Supercharged Eng., Supplied w/ EVO Component	734-60117P1	--
1994-92	All w/o Supercharged Eng., Supplied w/o EVO Component	734-60117	734-0117
1991	6 Cyl. Eng. w/ Supercharged Eng., Supplied w/ EVO Component	734-61117P1	--
1991	6 Cyl. Eng. w/ Supercharged Eng., Supplied w/o EVO Component	734-61117	734-0117
1991	6 Cyl. Eng. w/o Supercharged Eng. (1st Design) w/ 16.9 mm or 5/8" Pulley	733-12129	733-0129
1991	6 Cyl. Eng. w/o Supercharged Eng. (2nd Design) w/ 19.0 mm or 3/4" Pulley	734-60122	734-0122
1990-88	6 Cyl. Eng.	733-12129	733-0129
1987-86	6 Cyl. Eng.	733-12128	733-0128
1987-86	8 Cyl. Eng.	731-2134	731-0118
1985	6 Cyl. Diesel Eng. (FWD)	--	733-0124
1985	6 Cyl. Gas Eng. (FWD)	731-2181	731-0119
1985	8 Cyl. Gas Eng.	731-2134	731-0118
1984-82	6 Cyl. Eng.	731-2164	731-0127

Years	Application	With Reservoir	Without Reservoir
<b>BUICK (cont'd)</b>			
<b>PARK AVENUE, ELECTRA (Cont'd)</b>			
1984-82	8 Cyl. Diesel Eng.	731-2222	731-0118
1984-82	8 Cyl. Gas Eng.	731-2134	731-0118
1981	6 Cyl. Eng.	731-2164	731-0127
1981	8 Cyl. 307 Gas Eng. (VIN Code Y)	731-2134	731-0118
1981	8 Cyl. 350 Diesel Eng.	731-2222	731-0118
1981	8 Cyl. 350 Gas Eng.	731-2134	731-0118
1980	6 Cyl. Eng.	731-2151	731-0127
1980	8 Cyl. 301 Gas Eng. (VIN Code W)	731-2151	731-0127
1980	8 Cyl. 350 Diesel Eng.	731-2222	731-0118
1980	8 Cyl. 350 Gas Eng. (VIN Code R)	731-2134	731-0118
1980	8 Cyl. 350 Gas Eng. (VIN Code X)	731-2132	731-0127
1979	8 Cyl. 350 Eng. (VIN Code R)	732-2141	732-0105
1979	8 Cyl. 350 Eng. (VIN Code X)	732-2140	732-0105
1979	8 Cyl. 403 Eng. (VIN Code K)	732-2141	732-0105
1978	8 Cyl. 350 Eng. (VIN Code L) w/ 1 Mounting Hole in Reservoir	732-2139	732-0105
1978	8 Cyl. 350 Eng. (VIN Code L) w/ 2 Mounting Holes/Studs in Reservoir	732-2137	732-0105
1978	8 Cyl. 350 Eng. (VIN Code R)	732-2141	732-0105
1978	8 Cyl. 350 Eng. (VIN Code X)	732-2140	732-0105
1978	8 Cyl. 403 Eng. (VIN Code K)	732-2141	732-0105
1977	8 Cyl. 350 Eng. (VIN Code R)	732-2141	732-0105
1977	8 Cyl. 350 Eng. (VIN Codes H, J)	732-2140	732-0105
1977	8 Cyl. 403 Eng. (VIN Code K)	732-2141	732-0105
1976	8 Cyl. 350 Eng.	732-2140	732-0105
1976	8 Cyl. 455 Eng.	732-2142	732-0105
1975	All	732-2142	732-0105
1974	All	732-2122	732-0101
1973	8 Cyl. 350 Eng.	732-2110	732-0101
1973	8 Cyl. 455 Eng.	732-2122	732-0101
1972	8 Cyl. 350 Eng. w/ Air Pump	732-2108	732-0101
1972	8 Cyl. 350 Eng. w/o Air Pump	732-2125	732-0101
1972	8 Cyl. 455 Eng.	732-2122	732-0101
1971	8 Cyl. 455 Eng.	732-2122	732-0101
1970-67	All	732-2124	732-0101
1966-65	All	--	736-0105
1964	All	--	736-0101
1963-60	All	--	736-0101
<b>REATA</b>			
1991-88	6 Cyl. Eng.	733-12129	733-0129
<b>REGAL (Exc. Somerset, Somerset Regal)</b>			
2013-11	2.0L Eng.	--	730-0145
2004-98	All	734-69120	734-0120
1997	3.1L Eng.	734-70105	734-0105
1997	3.8L Eng.	734-69120	734-0120
1996	3.1L Eng.	734-70105	734-0105
1996	3.8L Eng. w/ Non-Variable Effort Steering (N40)	734-69120	734-0120
1996	3.8L Eng. w/ Variable Effort Steering (NV7)	734-69143	734-0143
1995	3.1L Eng.	734-65105	734-0105

## Power Steering Pump

Years	Application	With Reservoir	Without Reservoir
<b>BUICK (cont'd)</b>			
<b>REGAL (Exc. Somerset, Somerset Regal) (Cont'd)</b>			
1995	3.8L Eng. w/ Non-Variable Effort Steering (N40)	734-60103	734-0103
1995	3.8L Eng. w/ Variable Effort Steering (NV7), Supplied w/ EVO Component	734-60117P2	--
1995	3.8L Eng. w/ Variable Effort Steering (NV7), Supplied w/o EVO Component	734-60117	734-0117
1994	3.1L Eng.	734-65105	734-0105
1994	3.8L Eng.	734-60103	734-0103
1993-92	3.1L Eng.	734-54105	734-0105
1993-92	3.8L Eng.	734-60103	734-0103
1991-90	3.1L Eng.	734-54105	734-0105
1991-90	3.8L Eng.	733-12129	733-0129
1989	2.8L & 3.1L Eng.	734-54105	734-0105
1988	6 Cyl. Eng.	733-01136	733-0136
1987-86	6 Cyl. 3.8L Eng. (VIN Code 7)	--	733-0126
1987-86	6 Cyl. 3.8L Eng. (VIN Code A)	731-2164	731-0127
1987-86	8 Cyl. 5.0L Eng. (VIN Code H)	731-2131	731-0118
1987-86	8 Cyl. 5.0L Eng. (VIN Code Y)	731-2134	731-0118
1985	6 Cyl. 3.8L Eng. (VIN Code 9) w/ 1 Return Line	731-2164	731-0127
1985	6 Cyl. 3.8L Eng. (VIN Code 9) w/ 2 Return Lines	731-2233	731-0118
1985	6 Cyl. 3.8L Eng. (VIN Code A)	731-2164	731-0127
1985	8 Cyl. Diesel Eng.	731-2220	731-0118
1985	8 Cyl. Gas Eng.	731-2131	731-0118
1984	6 Cyl. 3.8L Gas Eng. (VIN Code 9)	731-2233	731-0118
1984	6 Cyl. 3.8L Gas Eng. (VIN Code A)	731-2164	731-0127
1984	6 Cyl. 4.1L Gas Eng.	731-2164	731-0127
1984	6 Cyl. 4.3L Diesel Eng.	--	735-0110
1984	8 Cyl. Diesel Eng.	731-2220	731-0118
1984	8 Cyl. Gas Eng.	731-2131	731-0118
1983	6 Cyl. 3.8L Gas Eng. (VIN Code 8)	731-2233	731-0118
1983	6 Cyl. 3.8L Gas Eng. (VIN Code A)	731-2164	731-0127
1983	6 Cyl. 4.3L Diesel Eng.	--	735-0110
1983	8 Cyl. Diesel Eng.	731-2220	731-0118
1983	8 Cyl. Gas Eng.	731-2131	731-0118
1982	6 Cyl. Diesel Eng.	--	735-0110
1982	6 Cyl. Gas Eng.	731-2164	731-0127
1982	8 Cyl. 267 Gas Eng. (VIN Code J)	731-2164	731-0127
1982	8 Cyl. 305 Gas Eng.	731-2131	731-0118
1982	8 Cyl. 350 Diesel Eng.	731-2220	731-0118
1981	6 Cyl. 231 Eng. w/ Air Pump	731-2164	731-0127
1981	6 Cyl. 231 Eng. w/o Air Pump	731-2151	731-0127
1981	8 Cyl. 265 Eng. (VIN Code S)	731-2151	731-0127
1981	8 Cyl. 267 Eng. (VIN Code J)	731-2131	731-0118
1981	8 Cyl. 301 Eng. (VIN Code W)	731-2151	731-0127
1981	8 Cyl. 305 Eng. (VIN Code H)	731-2131	731-0118
1981	8 Cyl. 350 Diesel Eng.	731-2220	731-0118
1980	6 Cyl. 231 Eng.	731-2151	731-0127
1980	8 Cyl. 265 Eng. (VIN Code S)	731-2151	731-0127
1980	8 Cyl. 267 Eng. (VIN Code J)	731-2131	731-0118
1980	8 Cyl. 301 Eng. (VIN Code W)	731-2151	731-0127

Years	Application	With Reservoir	Without Reservoir
<b>BUICK (cont'd)</b>			
<b>REGAL (Exc. Somerset, Somerset Regal) (Cont'd)</b>			
1980	8 Cyl. 305 Eng. (VIN Code H)	731-2131	731-0118
1979	6 Cyl. 196 Eng. w/ A.C.	732-2150	732-0105
1979	6 Cyl. 196 Eng. w/o A.C.	732-2140	732-0105
1979	6 Cyl. 231 Eng. (Exc. Turbo) w/ A.C.	732-2150	732-0105
1979	6 Cyl. 231 Eng. (Exc. Turbo) w/o A.C.	732-2140	732-0105
1979	6 Cyl. 231 Eng. Turbo	732-2150	732-0105
1979	8 Cyl. 301 Eng.	732-2150	732-0105
1979	8 Cyl. 305 Eng. (VIN Codes G, H)	732-2139	732-0105
1979	8 Cyl. 350 Eng. (VIN Code L)	732-2139	732-0105
1978	6 Cyl. 196 Eng. w/ A.C.	732-2150	732-0105
1978	6 Cyl. 196 Eng. w/o A.C.	732-2140	732-0105
1978	6 Cyl. 231 Eng. (Exc. Turbo) w/ A.C.	732-2150	732-0105
1978	6 Cyl. 231 Eng. (Exc. Turbo) w/o A.C.	732-2140	732-0105
1978	6 Cyl. 231 Eng. Turbo	732-2150	732-0105
1978	8 Cyl. 305 & 350 Eng.	732-2139	732-0105
1977	6 Cyl. 231 Eng. w/ A.C.	732-2150	732-0105
1977	6 Cyl. 231 Eng. w/o A.C.	732-2140	732-0105
1977	8 Cyl. 305 Eng. w/ 1 Mounting Hole in Reservoir	732-2139	732-0105
1977	8 Cyl. 305 Eng. w/ 2 Mounting Holes/Studs in Reservoir	732-2137	732-0105
1977	8 Cyl. 350 Eng. (VIN Code L) w/ 1 Mounting Hole in Reservoir	732-2139	732-0105
1977	8 Cyl. 350 Eng. (VIN Code L) w/ 2 Mounting Holes/Studs in Reservoir	732-2137	732-0105
1977	8 Cyl. 350 Eng. (VIN Code R)	732-2141	732-0105
1977	8 Cyl. 350 Eng. (VIN Codes H, J)	732-2140	732-0105
1977	8 Cyl. 403 Eng.	732-2141	732-0105
1976-75	6 Cyl. 231 Eng.	732-2150	732-0105
1976-75	8 Cyl. 350 Eng.	732-2140	732-0105
1976-75	8 Cyl. 455 Eng.	732-2142	732-0105
1974-73	8 Cyl. 350 Eng.	732-2110	732-0101
1974-73	8 Cyl. 455 Eng.	732-2128	732-0101
<b>RIVIERA</b>			
1999-95	All	734-69143	734-0143
1993-92	All	734-60103	734-0103
1991-88	All	733-12129	733-0129
1987	All Labeled MK (w/ 3 Threaded & 2 Through Mounting Holes)	733-12128	733-0128
1987	All Labeled ZN (w/ 1 Threaded & 4 Through Mounting Holes)	733-12129	733-0129
1986	6 Cyl. Eng.	733-12128	733-0128
1985	6 Cyl. Eng.	731-2232	731-0127
1985	8 Cyl. 5.0L Gas Eng. w/ 2 Wheel Disc Brakes	731-2134	731-0118
1985	8 Cyl. 5.0L Gas Eng. w/ 4 Wheel Disc Brakes	731-2218	731-0127
1985	8 Cyl. 5.7L Diesel Eng.	731-2218	731-0127
1984	6 Cyl. 3.8L Gas Eng.	731-2232	731-0127
1984	6 Cyl. 4.1L Gas Eng. w/ 2 Wheel Disc Brakes	731-2132	731-0127

# Power Steering Pump

Years	Application	With Reservoir	Without Reservoir
<b>BUICK (cont'd)</b>			
<b>RIVIERA (Cont'd)</b>			
1984	6 Cyl. 4.1L Gas Eng. w/ 4 Wheel Disc Brakes	731-2232	731-0127
1984	8 Cyl. 5.0L Gas Eng. w/ 2 Wheel Disc Brakes	731-2134	731-0118
1984	8 Cyl. 5.0L Gas Eng. w/ 4 Wheel Disc Brakes	731-2218	731-0127
1984	8 Cyl. 5.7L Diesel Eng.	731-2218	731-0127
1983	6 Cyl. 3.8L Gas Eng.	731-2232	731-0127
1983	6 Cyl. 4.1L Gas Eng. w/ 2 Wheel Disc Brakes	731-2132	731-0127
1983	6 Cyl. 4.1L Gas Eng. w/ 4 Wheel Disc Brakes	731-2164	731-0127
1983	8 Cyl. 5.0L Gas Eng. w/ Remote Reservoir	731-2163	731-0127
1983	8 Cyl. 5.0L Gas Eng. w/o Remote Reservoir, w/ 2 Wheel Disc Brakes	731-2218	731-0127
1983	8 Cyl. 5.0L Gas Eng. w/o Remote Reservoir, w/ 4 Wheel Disc Brakes	731-2134	731-0118
1983	8 Cyl. 5.7L Diesel Eng.	731-2218	731-0127
1982	6 Cyl. 3.8L Gas Eng.	731-2164	731-0127
1982	6 Cyl. 4.1L Gas Eng. w/ 2 Wheel Disc Brakes	731-2132	731-0127
1982	6 Cyl. 4.1L Gas Eng. w/ 4 Wheel Disc Brakes	731-2164	731-0127
1982	8 Cyl. 5.0L Gas Eng.	731-2163	731-0127
1982	8 Cyl. 5.7L Diesel Eng.	731-2218	731-0127
1981	6 Cyl. Eng. w/ 2 Wheel Disc Brake	731-2132	731-0127
1981	6 Cyl. Eng. w/ 4 Wheel Disc Brake	731-2232	731-0127
1981	8 Cyl. Diesel Eng.	731-2218	731-0127
1981	8 Cyl. Gas Eng. w/ 2 Wheel Disc Brakes	731-2134	731-0118
1981	8 Cyl. Gas Eng. w/ 4 Wheel Disc Brakes	731-2218	731-0127
1980	6 Cyl. Eng.	731-2132	731-0127
1980	8 Cyl. Diesel Eng.	731-2218	731-0127
1980	8 Cyl. Gas Eng.	731-2134	731-0118
1979	6 Cyl. 231 Gas Eng.	732-2150	732-0105
1979	8 Cyl. 350 Gas Eng. (VIN Code R)	732-2141	732-0105
1978-77	8 Cyl. 350 Gas Eng. (VIN Code R)	732-2141	732-0105
1978-77	8 Cyl. 403 Gas Eng. (VIN Code K)	732-2141	732-0105
1976-75	8 Cyl. 455 Gas Eng.	732-2142	732-0105
1974-71	8 Cyl. 455 Gas Eng.	732-2122	732-0101
1970-67	8 Cyl. Eng.	732-2124	732-0101
1966-65	8 Cyl. Eng.	--	736-0105
1964-63	8 Cyl. Eng.	--	736-0101
1962-60	8 Cyl. Eng.	--	736-0101
<b>ROADMASTER</b>			
1996-94	All w/ Non-Variable Effort Steering (N40)	--	735-0103
1996-94	All w/ Variable Effort Steering (NV7), Supplied w/ EVO Component	--	735-0105P
1996-94	All w/ Variable Effort Steering (NV7), Supplied w/o EVO Component	--	735-0105
1993-92	Sedan w/ Non-Variable Effort Steering (N40)	731-2209	731-0118

Years	Application	With Reservoir	Without Reservoir
<b>BUICK (cont'd)</b>			
<b>ROADMASTER (Cont'd)</b>			
1993-92	Sedan w/ Variable Effort Steering (NV7), Supplied w/ EVO Component	731-2215P1	--
1993-92	Sedan w/ Variable Effort Steering (NV7), Supplied w/o EVO Component	731-2215	731-0118
1993-92	Wagon	731-2209	731-0118
1991	All	731-2209	731-0118
<b>SKYHAWK</b>			
1989	All	733-05127	733-0127
1988	4 Cyl. 2.0L Eng. (VIN Code 1)	733-05127	733-0127
1988	4 Cyl. 2.0L Eng. (VIN Code K)	--	733-0133
1987	4 Cyl. 2.0L Eng. (VIN Code 1)	733-05127	733-0127
1987	4 Cyl. 2.0L Eng. (VIN Code K, M)	--	733-0123
1986-85	4 Cyl. 1.8L Eng. (VIN Code 0)	--	735-0112
1986-85	4 Cyl. 1.8L Eng. (VIN Code J)	--	733-0123
1986-85	4 Cyl. 2.0L Eng.	733-08139	733-0139
1984	4 Cyl. 1.8L Eng. (VIN Code 0)	--	735-0112
1984	4 Cyl. 1.8L Eng. (VIN Code J)	--	733-0123
1984	4 Cyl. 2.0L Eng.	--	735-0112
1983-82	4 Cyl. Eng.	--	735-0112
1980	6 Cyl. Eng.	731-2149	731-0127
1979-75	6 Cyl. Eng.	732-2148	732-0106
<b>SKYLARK, APOLLO, GRAN SPORT, SPECIAL, SPORTWAGON</b>			
1998-95	4 Cyl. Eng.	734-68101	734-0101
1998-95	6 Cyl. Eng.	734-65126	734-0126
1994	4 Cyl. Eng.	734-67126	734-0126
1994	6 Cyl. Eng.	734-65126	734-0126
1993-92	4 Cyl. Eng.	734-58139	734-0139
1993-92	6 Cyl. Eng.	734-59126	734-0126
1991	4 Cyl. 2.3L Eng.	734-58139	734-0139
1991	4 Cyl. 2.5L Eng.	734-52102	734-0102
1991	6 Cyl. Eng.	733-02127	733-0127
1990	4 Cyl. 2.3L Eng.	733-06127	733-0127
1990	4 Cyl. 2.5L Eng.	734-52102	734-0102
1990	6 Cyl. Eng.	733-02127	733-0127
1989	4 Cyl. 2.3L Eng.	733-10127	733-0127
1989	4 Cyl. 2.5L Eng. (Stamped PR on Reservoir)	733-04127	733-0127
1989	4 Cyl. 2.5L Eng. (Stamped SJ on Reservoir)	734-52102	734-0102
1989	6 Cyl. Eng.	733-02127	733-0127
1988	4 Cyl. 2.3L Eng.	733-10127	733-0127
1988	4 Cyl. 2.5L Eng.	733-04127	733-0127
1988	6 Cyl. Eng.	733-14129	733-0129
1987	4 Cyl. Eng.	733-04127	733-0127
1987	6 Cyl. Eng.	733-14129	733-0129
1986	4 Cyl. 2.5L Eng.	733-09139	733-0139
1986	6 Cyl. Eng.	--	733-0129
1985	4 Cyl. 2.5L Eng. (VIN Code R)	731-2166	731-0111
1985	4 Cyl. 2.5L Eng. (VIN Code U)	733-09139	733-0139
1985	6 Cyl. 2.8L Eng.	731-2169	731-0115

## Power Steering Pump

Years	Application	With Reservoir	Without Reservoir
<b>BUICK (cont'd)</b>			
<b>SKYLARK, APOLLO, GRAN SPORT, SPECIAL, SPORTWAGON (Cont'd)</b>			
1985	6 Cyl. 3.0L Eng.	--	733-0129
1984-81	4 Cyl. Eng.	731-2166	731-0111
1984-81	6 Cyl. Eng.	731-2169	731-0115
1980	4 Cyl. Eng.	731-2168	731-0125
1980	6 Cyl. Eng.	731-2167	731-0127
1979	6 Cyl. 231 Eng. w/ A.C.	732-2150	732-0105
1979	6 Cyl. 231 Eng. w/o A.C.	732-2140	732-0105
1979	8 Cyl. 305 & 350 Eng.	732-2159	732-0105
1978	6 Cyl. 231 Eng. w/ A.C.	732-2150	732-0105
1978	6 Cyl. 231 Eng. w/o A.C.	732-2140	732-0105
1978	8 Cyl. 305 & 350 Eng. w/ 1 Mounting Hole in Reservoir	732-2139	732-0105
1978	8 Cyl. 305 & 350 Eng. w/ 2 Mounting Holes/Studs in Reservoir	732-2137	732-0105
1977	6 Cyl. 231 Eng. w/ A.C.	732-2150	732-0105
1977	6 Cyl. 231 Eng. w/o A.C.	732-2140	732-0105
1977	8 Cyl. 301 Eng.	732-2150	732-0105
1977	8 Cyl. 305 Eng. w/ 1 Mounting Hole in Reservoir	732-2139	732-0105
1977	8 Cyl. 305 Eng. w/ 2 Mounting Holes/Studs in Reservoir	732-2137	732-0105
1977	8 Cyl. 350 Eng. (VIN Code L) w/ 1 Mounting Hole in Reservoir	732-2139	732-0105
1977	8 Cyl. 350 Eng. (VIN Code L) w/ 2 Mounting Holes/Studs in Reservoir	732-2137	732-0105
1977	8 Cyl. 350 Eng. (VIN Code R)	732-2155	732-0105
1976	6 Cyl. 231 Eng.	732-2150	732-0105
1976	8 Cyl. 260 Eng. (VIN Code F)	732-2155	732-0105
1976	8 Cyl. 350 Eng.	732-2140	732-0105
1975	6 Cyl. 231 Eng.	732-2150	732-0105
1975	6 Cyl. 250 Eng.	732-2138	732-0105
1975	8 Cyl. 260 Eng.	732-2155	732-0105
1975	8 Cyl. 350 Eng. w/ 1 Mounting Hole in Reservoir	732-2139	732-0105
1975	8 Cyl. 350 Eng. w/ 2 Mounting Holes/Studs in Reservoir	732-2137	732-0105
1974-73	6 Cyl. Eng.	732-2109	732-0101
1974-73	8 Cyl. Eng.	732-2128	732-0101
1972	8 Cyl. 350 Eng. w/ Air Pump	732-2108	732-0101
1972	8 Cyl. 350 Eng. w/o Air Pump	732-2125	732-0101
1972	8 Cyl. 455 Eng.	732-2129	732-0101
1971	6 Cyl. Eng.	732-2125	732-0101
1971	8 Cyl. Eng.	732-2122	732-0101
1970	6 Cyl. Eng.	732-2108	732-0101
1970	8 Cyl. Eng.	732-2122	732-0101
1969-68	6 Cyl. Eng.	732-2132	732-0101
1969-68	8 Cyl. Eng.	732-2131	732-0101
1967	All	732-2131	732-0101
1966-65	All	--	736-0105
1964	All	--	736-0101
1963-61	All	732-2112	732-0101

Years	Application	With Reservoir	Without Reservoir
<b>BUICK (cont'd)</b>			
<b>SOMERSET, SOMERSET REGAL</b>			
1987	4 Cyl. Eng.	733-04127	733-0127
1987	6 Cyl. Eng.	733-14129	733-0129
1986-85	4 Cyl. Eng.	733-09139	733-0139
1986-85	6 Cyl. Eng.	--	733-0129
<b>BUICK TRUCKS</b>			
<b>ENCLAVE</b>			
2014-08	All	--	730-0127
<b>RAINIER</b>			
2007-04	4.2L Eng.	734-72132	734-0132
2007-04	5.3L Eng.	--	734-0132
<b>RENDEZVOUS</b>			
2007	3.5L Eng.	734-70137	734-0137
2006	3.5L Eng.	734-70137	734-0137
2006	3.6L Eng.	--	730-0121
2005-04	3.4L Eng.	734-70137	734-0137
2005-04	3.6L Eng.	--	730-0121
2003-02	All	734-70137	734-0137
<b>TERRAZA</b>			
2007-05	All	734-70137	734-0137
<b>CADILLAC</b>			
<b>ALLANTE</b>			
1993	8 Cyl. 4.6L Eng.	733-20130	733-0111
1992-91	8 Cyl. 4.5L	--	734-0152
1990-87	8 Cyl. Eng.	--	733-0129
<b>CATERA</b>			
2001-97	All	--	734-0127
<b>CIMARRON</b>			
1988-87	All	733-03127	733-0127
1986-85	4 Cyl. Eng.	733-08139	733-0139
1986-85	6 Cyl. Eng.	--	733-0131
1984-82	All	--	735-0112
<b>COMMERCIAL CHASSIS FUNERAL COACH</b>			
2002-98	Funeral Coach (FWD)	730-26101	730-0101
1997	Funeral Coach (FWD)	733-23130	733-0111
1996-94	Commercial Chassis w/ Variable Effort Steering (RWD), Supplied w/ EVO Component	--	735-0105P
1996-94	Commercial Chassis w/ Variable Effort Steering (RWD), Supplied w/o EVO Component	--	735-0105
1993-91	FWD w/ Heavy Duty (FE7) or Coachbuilder (RIP) Suspension	734-60122	734-0122
1993-91	FWD w/o Heavy Duty (FE7) or Coachbuilder (RIP) Suspension	--	734-0103
1993-91	RWD, Supplied w/ EVO Component	731-2215P2	--
1993-91	RWD, Supplied w/o EVO Component	731-2215	731-0118
1990-89	All	--	733-0122
1988	All w/ Touring Suspension (FE2)	--	733-0129
1988	All w/o Touring Suspension (FE2)	--	733-0122
1987	All	--	733-0129

# Power Steering Pump

Years	Application	With Reservoir	Without Reservoir
<b>CADILLAC (cont'd)</b>			
<b>COMMERCIAL CHASSIS FUNERAL COACH (Cont'd)</b>			
1986-85	All	--	733-0124
1984-81	Commercial Chassis	731-2150	731-0125
1984-81	Funeral Coach	731-2178	731-0125
1980	All	731-2150	731-0125
1979-77	All	732-2149	732-0105
1976	All	732-2168	732-0105
1975	All	732-2149	732-0105
1974-71	All	732-2127	732-0101
1970-68	All	732-2119	732-0101
1967-66	All	732-2113	732-0103
<b>CTS</b>			
2014-09	6 Cyl. Eng. w/ AWD	--	730-0131
2014-09	6 Cyl. Eng. w/o AWD	--	730-0132
2014-09	8 Cyl. Eng.	--	920-0137
2008	6 Cyl. Eng. w/ AWD	--	730-0131
2008	6 Cyl. Eng. w/o AWD	--	730-0132
2007-05	6 Cyl. Eng.	--	730-0124
2007-05	8 Cyl. Eng.	--	730-0122
2004	3.2L Eng.	--	990-0544
2004	3.6L Eng.	--	730-0124
2004	8 Cyl. Eng.	--	730-0122
2003	3.2L Eng.	--	990-0544
<b>DEVILLE, DEVILLE CONCOURS, CALAIS</b>			
2005-00	All	730-26101	730-0101
1999-98	All (Exc. Hearse Conversion (B9Q), Trailer Provisions (V92))	733-23130	733-0111
1999-98	Hearse Conversion (B9Q), Trailer Provisions (V92)	730-26101	730-0101
1997-96	All	733-23130	733-0111
1995-94	4.6L Eng.	733-23130	733-0111
1995-94	4.9L Eng.	--	734-0103
1993-91	All w/ Heavy Duty Suspension (FE7) or Coachbuilder (RIP) Suspension	734-60122	734-0122
1993-91	All w/o Heavy Duty Suspension (FE7) or Coachbuilder (RIP)	--	734-0103
1990-89	All	--	733-0122
1988	All w/ Touring Suspension (FE2)	--	733-0129
1988	All w/o Touring Suspension (FE2)	--	733-0122
1987	All	--	733-0129
1986-85	All	--	733-0124
1984-83	8 Cyl. Diesel Eng.	731-2219	731-0125
1984-83	8 Cyl. Gas Eng.	--	735-0111
1982	6 Cyl. Eng.	731-2164	731-0127
1982	8 Cyl. Diesel Eng.	731-2219	731-0125
1982	8 Cyl. Gas Eng.	--	735-0111
1981	6 Cyl. Eng.	731-2164	731-0127
1981	8 Cyl. Diesel Eng.	731-2219	731-0125
1981	8 Cyl. Gas Eng.	731-2178	731-0125
1980	6 Cyl. Eng.	731-2151	731-0127
1980	8 Cyl. Diesel Eng.	731-2219	731-0125
1980	8 Cyl. Gas Eng.	731-2165	731-0125

Years	Application	With Reservoir	Without Reservoir
<b>CADILLAC (cont'd)</b>			
<b>DEVILLE, DEVILLE CONCOURS, CALAIS (Cont'd)</b>			
1979	8 Cyl. Diesel Eng.	732-2166	732-0105
1979	8 Cyl. Gas Eng.	732-2149	732-0105
1978-75	All	732-2149	732-0105
1974-71	All	732-2127	732-0101
1970-68	All	732-2119	732-0101
1967-63	8 Cyl. Eng.	732-2113	732-0103
1962-61	8 Cyl. Eng.	--	736-0101
<b>DTS</b>			
2011-06	All	734-77151	734-0151
<b>ELDORADO</b>			
2002-94	All	733-23130	733-0111
1993	8 Cyl. 4.6L Eng.	733-20130	733-0111
1993	8 Cyl. 4.9L Eng.	--	734-0103
1992	8 Cyl. 4.9L Eng.	--	734-0103
1991	8 Cyl. 4.9L Eng.	--	734-0152
1990-87	8 Cyl. Eng.	--	733-0129
1986	8 Cyl. Eng.	--	733-0124
1985-83	8 Cyl. Diesel Eng.	731-2218	731-0127
1985-83	8 Cyl. Gas Eng.	--	735-0111
1982	6 Cyl. Eng.	731-2132	731-0127
1982	8 Cyl. Diesel Eng.	731-2218	731-0127
1982	8 Cyl. Gas Eng.	--	735-0111
1981	6 Cyl. Eng.	731-2132	731-0127
1981	8 Cyl. Diesel Eng.	731-2218	731-0127
1981	8 Cyl. Gas Eng.	731-2178	731-0125
1980	8 Cyl. 350 Diesel Eng.	731-2218	731-0127
1980	8 Cyl. 350 Gas Eng.	731-2133	731-0125
1980	8 Cyl. 368 Gas Eng.	731-2165	731-0125
1979	8 Cyl. Diesel Eng.	732-2165	732-0105
1979	8 Cyl. Gas Eng.	732-2141	732-0105
1978-76	All w/ Hydro-Boost	732-2168	732-0105
1975	All	732-2149	732-0105
1974-71	All	732-2127	732-0101
1970-68	8 Cyl. Eng.	732-2119	732-0101
1967-63	8 Cyl. Eng.	732-2113	732-0103
1962-61	8 Cyl. Eng.	--	736-0101
<b>FLEETWOOD SERIES</b>			
1996-94	Fleetwood Brougham w/ Variable Effort Steering (NV7), Supplied w/ EVO Component	--	735-0105P
1996-94	Fleetwood Brougham w/Variable Effort Steering (NV7), Supplied w/o EVO Component	--	735-0105
1993-91	FWD w/ Heavy Duty (FE7) or Coachbuilder (R1P) Suspension	734-60122	734-0122
1993-91	FWD w/o Heavy Duty (FE7) or Coachbuilder (R1P) Suspension	--	734-0103
1993-91	RWD, Supplied w/ EVO Component	731-2215P2	--
1993-91	RWD, Supplied w/o EVO Component	731-2215	731-0118
1990	All FWD	--	733-0122
1990	RWD 5.0L Eng.	731-2133	731-0122
1990	RWD 5.7L Eng.	731-2196	731-0125

## Power Steering

Years	Application	With Reservoir	Without Reservoir
<b>CADILLAC (cont'd)</b>			
<b>FLEETWOOD SERIES (Cont'd)</b>			
1989	All FWD	--	733-0122
1989	RWD	731-2133	731-0122
1988	FWD w/ Touring Suspension (FE2)	--	733-0129
1988	FWD w/o Touring Suspension (FE2)	--	733-0122
1988	RWD	731-2133	731-0122
1987	All FWD	--	733-0129
1987	RWD w/ Trailer Package (V92)	731-2133	731-0122
1987	RWD w/o Trailer Package (V92)	731-2134	731-0118
1986	All FWD	--	733-0124
1986	RWD	731-2134	731-0118
1985	6 Cyl. Diesel Eng.	--	733-0124
1985	8 Cyl. Eng. FWD	--	733-0124
1985	8 Cyl. Eng. RWD 4.1L Eng.	--	735-0111
1985	8 Cyl. Eng. RWD 5.7L Eng.	731-2219	731-0125
1984-83	Fleetwood Brougham 4.1L Gas Eng.	--	735-0111
1984-83	Fleetwood Brougham 5.7L Diesel Eng.	731-2219	731-0125
1984-83	Fleetwood Limousine 6.0L Eng.	731-2178	731-0125
1982	Fleetwood Brougham 6 Cyl. 4.1L Gas Eng.	731-2164	731-0127
1982	Fleetwood Brougham 8 Cyl. 4.1L Gas Eng.	--	735-0111
1982	Fleetwood Brougham 8 Cyl. 5.7L Diesel Eng.	731-2219	731-0125
1982	Fleetwood Limousine 6.0L Eng.	731-2178	731-0125
1981	6 Cyl. Eng.	731-2164	731-0127
1981	8 Cyl. Diesel Eng.	731-2219	731-0125
1981	8 Cyl. Gas Eng.	731-2178	731-0125
1980	6 Cyl. Eng.	731-2151	731-0127
1980	8 Cyl. Diesel Eng.	731-2219	731-0125
1980	8 Cyl. Gas Eng.	731-2165	731-0125
1979	All Diesel Eng.	732-2166	732-0105
1979	All Gas Eng.	732-2149	732-0105
1978-77	All	732-2149	732-0105
1976	All (Exc. Limousine)	732-2149	732-0105
1976	All Limousine	732-2168	732-0105
1975	All	732-2149	732-0105
1974-71	8 Cyl. Eng.	732-2127	732-0101
1970-68	8 Cyl. Eng.	732-2119	732-0101
1967-63	8 Cyl. Eng.	732-2113	732-0103
1962-61	8 Cyl. Eng.	--	736-0101
<b>SEVILLE</b>			
2004-98	All	730-26101	730-0101
1997-94	All	733-23130	733-0111
1993	8 Cyl. 4.6L Eng.	733-20130	733-0111
1993	8 Cyl. 4.9L Eng.	--	734-0103
1992	8 Cyl. Eng.	--	734-0103
1991	8 Cyl. Eng.	--	734-0152
1990-87	8 Cyl. Eng.	--	733-0129
1986	8 Cyl. Eng.	--	733-0124
1985-83	8 Cyl. Diesel Eng.	731-2218	731-0127
1985-83	8 Cyl. Gas Eng.	--	735-0111

Years	Application	With Reservoir	Without Reservoir
<b>CADILLAC (cont'd)</b>			
<b>SEVILLE (Cont'd)</b>			
1982	6 Cyl. Eng.	731-2132	731-0127
1982	8 Cyl. Diesel Eng.	731-2218	731-0127
1982	8 Cyl. Gas Eng.	--	735-0111
1981	6 Cyl. Eng.	731-2132	731-0127
1981	8 Cyl. Diesel Eng.	731-2218	731-0127
1981	8 Cyl. Gas Eng.	731-2178	731-0125
1980	8 Cyl. 350 Diesel Eng.	731-2218	731-0127
1980	8 Cyl. 350 Gas Eng.	731-2133	731-0125
1980	8 Cyl. 368 Gas Eng.	731-2165	731-0125
1979-77	8 Cyl. Diesel Eng.	732-2169	732-0105
1979-77	8 Cyl. Gas Eng.	732-2155	732-0105
1976	8 Cyl. Eng.	732-2155	732-0105
<b>STS</b>			
2011	All	--	730-0125
2010-08	6 Cyl. Eng.	--	730-0125
2010-08	8 Cyl. Eng. w/ Active Steering Control	--	920-0140
2010-08	8 Cyl. Eng. w/o Active Steering Control	--	730-0126
2007-05	6 Cyl. Eng.	--	730-0125
2007-05	8 Cyl. Eng.	--	730-0126
<b>XLR</b>			
2009-06	4.4L Eng.	--	730-0128
2009-06	4.6L Eng.	--	730-0120
2005-04	All	--	730-0120
<b>XTS</b>			
2014	6 Cyl. Eng. (Exc. Turbo), Hydraulic Steering	--	920-0142
2013	6 Cyl. Eng., Hydraulic Steering	--	920-0142
<b>CADILLAC TRUCKS</b>			
<b>ESCALADE (Includes ESV, EXT)</b>			
2014-07	All (Exc. Hybrid)	731-2252	731-0125
2006	AWD	731-2279	731-0125
2006	RWD	731-2280	731-0118
2005-04	AWD	731-2279	731-0125
2005-04	RWD	731-2280	731-0118
2003	AWD w/ Hydro-Boost	731-2279	731-0125
2003	AWD w/ Vacuum Booster	731-2221	731-0118
2003	RWD w/ Vacuum Booster	731-2221	731-0118
2002	AWD w/ Hydro-Boost	731-2259	731-0125
2002	AWD w/o Hydro-Boost, Supplied w/ EVO By-Pass Pipe	731-2262BP	--
2002	AWD w/o Hydro-Boost, Supplied w/o EVO Component	731-2262	731-0125
2002	RWD	731-2221	731-0118
2000-99	All, Supplied w/ EVO By-Pass Pipe	731-2262BP	--
2000-99	All, Supplied w/o EVO Component	731-2262	731-0125
<b>SRX</b>			
2014-12	All	--	920-0144
2011-10	2.8L Eng.	--	930-0115
2011-10	3.0L	--	920-0144
2009-04	3.6L Eng.	--	730-0123

# Power Steering Pump

Years	Application	With Reservoir	Without Reservoir
<b>CADILLAC TRUCKS (cont'd)</b>			
<b>SRX (Cont'd)</b>			
2009-04	4.6L Eng.	--	990-0672
<b>CHECKER MOTORS</b>			
<b>MARATHON</b>			
1976-75	8 Cyl. Eng.	--	732-0105
<b>CHEVROLET</b>			
<b>AVEO, AVEO5</b>			
2011-09	All	--	733-0148
2008	All	--	733-0144
2007-04	All	--	733-0146
<b>BEL AIR, BISCAYNE, BROOKWOOD, KINGSWOOD, TOWNSMAN</b>			
1981	Bel Air (Canada) 6 Cyl. 231 Eng. (VIN Code A)	731-2164	731-0127
1981	Bel Air (Canada) 8 Cyl. Diesel Eng.	731-2222	731-0118
1981	Bel Air (Canada) 8 Cyl. Gas Eng.	731-2131	731-0127
1980	Bel Air (Canada) 6 Cyl. 229 Eng. (VIN Code K)	731-2171	731-0118
1980	Bel Air (Canada) 8 Cyl. Gas Eng.	731-2131	731-0127
1975	8 Cyl. Eng.	732-2154	732-0105
1974-73	6 Cyl. Eng.	732-2109	732-0101
1974-73	8 Cyl. 350 Eng.	732-2108	732-0101
1974-73	8 Cyl. 400 & 454 Eng.	732-2132	732-0101
1972-71	6 Cyl. Eng.	732-2108	732-0101
1972-71	8 Cyl. 350 Eng.	732-2108	732-0101
1972-71	8 Cyl. 400, 402 & 454 Eng.	732-2132	732-0101
1970	6 Cyl. Eng.	732-2108	732-0101
1970	8 Cyl. 350 Eng.	732-2109	732-0101
1970	8 Cyl. 400, 402 & 454 Eng.	732-2136	732-0101
1969	6 Cyl. Eng.	732-2132	732-0101
1969	8 Cyl. 327 & 350 Eng.	732-2109	732-0101
1969	8 Cyl. 396 & 427 Eng.	732-2132	732-0101
1968-67	6 Cyl. Eng.	732-2132	732-0101
1968-67	8 Cyl. 283, 307 & 327 Eng.	732-2112	732-0101
1968-67	8 Cyl. 396, 409 & 427 Eng.	732-2125	732-0101
1966-65	6 Cyl. Eng.	732-2132	732-0101
1966-65	8 Cyl. Eng.	732-2112	732-0101
1964-61	6 & 8 Cyl. Eng.	732-2112	732-0101
<b>BERETTA</b>			
1996-95	4 Cyl. 2.2L Eng.	734-56126	734-0126
1996-95	6 Cyl. 3.1L Eng.	734-65126	734-0126
1994	4 Cyl. 2.2L Eng.	734-56126	734-0126
1994	4 Cyl. 2.3L Eng.	734-67126	734-0126
1994	6 Cyl. 3.1L Eng.	734-65126	734-0126
1993-92	4 Cyl. 2.2L Eng.	734-56126	734-0126
1993-92	4 Cyl. 2.3L Eng.	734-58139	734-0139
1993-92	6 Cyl. Eng.	734-55126	734-0126
1991	4 Cyl. 2.2L Eng.	734-56126	734-0126
1991	4 Cyl. 2.3L Eng.	734-53126	734-0126
1991	6 Cyl. Eng.	734-55126	734-0126

Years	Application	With Reservoir	Without Reservoir
<b>CHEVROLET (cont'd)</b>			
<b>BERETTA (Cont'd)</b>			
1990	4 Cyl. 2.2L Eng.	734-56126	734-0126
1990	4 Cyl. 2.3L Eng.	734-53136	734-0136
1990	6 Cyl. Eng.	734-55126	734-0126
1989	4 Cyl. Eng.	734-56126	734-0126
1989	6 Cyl. Eng.	734-55126	734-0126
1988	4 Cyl. Eng. (From VIN # 500001)	734-56126	734-0126
1988	4 Cyl. Eng. (To VIN # 500000)	733-05127	733-0127
1988	6 Cyl. Eng. (From VIN # 500001)	734-55126	734-0126
1988	6 Cyl. Eng. (To VIN # 500000)	733-03127	733-0127
1987	4 Cyl. Eng.	733-05127	733-0127
1987	6 Cyl. Eng.	733-03127	733-0127
<b>CAMARO</b>			
2014	6 Cyl. Eng.	--	920-0141
2013	6 Cyl. Eng.	--	920-0141
2013	8 Cyl. Eng.	--	TBA
2012-11	6 Cyl. Eng.	--	920-0141
2012-11	8 Cyl. Eng.	--	734-0154
2010	6 Cyl. Eng.	--	920-0141
2010	8 Cyl. Eng.	--	734-0154
2002-98	6 Cyl. Eng.	--	734-0128
2002-98	8 Cyl. Eng.	734-77119	734-0119
1997-96	6 Cyl. Eng.	--	734-0128
1997-96	8 Cyl. Eng.	--	734-0129
1995	6 Cyl. 3.4L Eng.	731-2137	731-0116
1995	6 Cyl. 3.8L Eng.	--	734-0128
1995	8 Cyl. 5.7L Eng.	--	734-0129
1994-93	6 Cyl. Eng.	731-2137	731-0116
1994-93	8 Cyl. Eng.	--	734-0129
1992-88	6 & 8 Cyl. Eng.	731-2179	731-0127
1987	6 Cyl. Eng.	731-2179	731-0127
1987	8 Cyl. Eng.	731-2141	731-0127
1986-85	4 Cyl. Eng.	--	733-0123
1986-85	6 Cyl. Eng.	731-2179	731-0127
1986-85	8 Cyl. Eng.	731-2141	731-0127
1984-83	4 Cyl. Eng.	--	733-0123
1984-83	6 Cyl. Eng.	731-2179	731-0127
1984-83	8 Cyl. Eng.	731-2170	731-0125
1982	4 Cyl. Eng.	--	735-0112
1982	6 Cyl. Eng.	731-2179	731-0127
1982	8 Cyl. Eng.	731-2170	731-0125
1981-80	6 Cyl. 229 Eng.	731-2171	731-0118
1981-80	6 Cyl. 231 Eng.	731-2164	731-0127
1981-80	8 Cyl. 267, 305 & 350 Eng.	731-2131	731-0118
1979	6 Cyl. Eng. w/ Air Pump	732-2157	732-0105
1979	6 Cyl. Eng. w/o Air Pump	732-2138	732-0105
1979	8 Cyl. 305 & 350 Eng.	732-2159	732-0105
1978-77	6 Cyl. Eng. w/ Air Pump	732-2157	732-0105
1978-77	6 Cyl. Eng. w/o Air Pump	732-2138	732-0105
1978-77	8 Cyl. 305 & 350 Eng. w/ 1 Mounting Hole in Reservoir	732-2139	732-0105

## Power Steering Pump

Years	Application	With Reservoir	Without Reservoir
<b>CHEVROLET (cont'd)</b>			
<b>CAMARO (Cont'd)</b>			
1978-77	8 Cyl. 305 & 350 Eng. w/ 2 Mounting Holes/Studs in Reservoir	732-2137	732-0105
1976-75	6 Cyl. Eng. w/ Air Pump	732-2157	732-0105
1976-75	6 Cyl. Eng. w/o Air Pump	732-2138	732-0105
1976-75	8 Cyl. Eng. w/ 1 Mounting Hole in Reservoir	732-2139	732-0105
1976-75	8 Cyl. Eng. w/ 2 Mounting Holes/Studs in Reservoir	732-2137	732-0105
1974-73	6 Cyl. Eng.	732-2109	732-0101
1974-73	8 Cyl. Eng.	732-2108	732-0101
1972-70	6 & 8 Cyl. Eng.	732-2108	732-0101
1969	6 Cyl. Eng.	732-2132	732-0101
1969	8 Cyl. Eng.	732-2108	732-0101
1968-67	6 Cyl. Eng.	732-2132	732-0101
1968-67	8 Cyl. Eng.	732-2114	732-0102
<b>CAPRICE, IMPALA, IMPALA SS</b>			
2014-12	Impala	--	730-0144
2012	8 Cyl. Eng.	--	730-0142
2011	6 Cyl. Eng.	734-75144	--
2011	8 Cyl. Eng.	--	730-0129
2010	All	734-75144	--
2009-06	6 Cyl. Eng.	734-75144	--
2009-06	8 Cyl. Eng.	--	734-0150
2005-04	3.4L Eng.	--	734-0144
2005-04	3.8L Eng.	734-69120	734-0120
2003-00	3.4L Eng.	734-70105	734-0105
2003-00	3.8L Eng.	734-69120	734-0120
1996-94	6 & 8 Cyl. Eng.	--	735-0103
1993-92	6 & 8 Cyl. Eng. w/ HD Alternator - 124 Amp (KW2) & 140 Amp (K69)	731-2160	731-0118
1993-92	6 & 8 Cyl. Eng. w/ Std. Alternator - 100 Amp (K60)	731-2209	731-0118
1991	All	731-2209	731-0118
1990-89	6 Cyl. Eng.	731-2209	731-0118
1990-89	8 Cyl. 305 5.0L Eng. (VIN Code E)	731-2209	731-0118
1990-89	8 Cyl. 307 5.0L Eng. (VIN Code Y)	731-2134	731-0118
1990-89	8 Cyl. 5.7L Eng. Police	731-2209	731-0118
1988-86	6 Cyl. Eng. (Exc. Police)	731-2171	731-0118
1988-86	6 Cyl. Eng. Police	731-2131	731-0118
1988-86	8 Cyl. 305 5.0L Eng. (VIN Code H)	731-2131	731-0118
1988-86	8 Cyl. 307 5.0L Eng. (VIN Code Y)	731-2134	731-0118
1988-86	8 Cyl. 5.7L Eng. (Police)	731-2131	731-0118
1985	6 Cyl. Eng.	731-2171	731-0118
1985	8 Cyl. Eng. (Exc. Wagon)	731-2131	731-0118
1985	8 Cyl. Eng. Wagon	731-2229	731-0127
1984	6 Cyl. 3.8L Eng. (VIN Code 9)	731-2171	731-0118
1984	6 Cyl. 3.8L Eng. (VIN Code A)	731-2164	731-0127
1984	8 Cyl. 5.0L Gas Eng. (Exc. Wagon)	731-2131	731-0118
1984	8 Cyl. 5.0L Gas Eng. Wagon	731-2229	731-0127
1984	8 Cyl. 5.7L Diesel Eng.	731-2222	731-0118
1983	6 Cyl. 3.8L Eng. (VIN Code 9)	731-2171	731-0118
1983	6 Cyl. 3.8L Eng. (VIN Code A)	731-2164	731-0127

Years	Application	With Reservoir	Without Reservoir
<b>CHEVROLET (cont'd)</b>			
<b>CAPRICE, IMPALA, IMPALA SS (Cont'd)</b>			
1983	8 Cyl. 5.0L Gas Eng.	731-2131	731-0118
1983	8 Cyl. 5.7L Diesel Eng.	731-2222	731-0118
1982	6 Cyl. Eng.	731-2164	731-0127
1982	8 Cyl. Diesel Eng.	731-2222	731-0118
1982	8 Cyl. Gas Eng.	731-2131	731-0118
1981	6 Cyl. 229 Eng. (VIN Code K)	731-2171	731-0118
1981	6 Cyl. 231 Eng. (VIN Code A)	731-2164	731-0127
1981	8 Cyl. Diesel Eng.	731-2222	731-0118
1981	8 Cyl. Gas Eng.	731-2131	731-0127
1980	6 Cyl. 229 Eng. (VIN Code K)	731-2171	731-0118
1980	6 Cyl. 231 Eng. (VIN Code A)	731-2151	731-0127
1980	6 Cyl. 252 Eng.	731-2151	731-0127
1980	8 Cyl. Diesel Eng.	731-2222	731-0118
1980	8 Cyl. Gas Eng.	731-2131	731-0127
1979	6 Cyl. 250 Eng. w/ Air Pump	732-2157	732-0105
1979	6 Cyl. 250 Eng. w/o Air Pump	732-2138	732-0105
1979	8 Cyl. 305 & 350 Eng.	732-2159	732-0105
1978-77	6 Cyl. 250 Eng. w/ Air Pump	732-2157	732-0105
1978-77	6 Cyl. 250 Eng. w/o Air Pump	732-2138	732-0105
1978-77	8 Cyl. 305 & 350 Eng. w/ 1 Mounting Hole in Reservoir	732-2139	732-0105
1978-77	8 Cyl. 305 & 350 Eng. w/ 2 Mounting Holes/Studs in Reservoir	732-2137	732-0105
1976-75	8 Cyl. Eng.	732-2154	732-0105
1974-73	6 Cyl. Eng.	732-2109	732-0101
1974-73	8 Cyl. (Exc. 400 & 454 Eng.)	732-2108	732-0101
1974-73	8 Cyl. 400 & 454 Eng.	732-2132	732-0101
1972-71	6 Cyl. Eng.	732-2108	732-0101
1972-71	8 Cyl. (Exc. 400 & 454 Eng.)	732-2108	732-0101
1972-71	8 Cyl. 400 & 454 Eng.	732-2132	732-0101
1970	6 Cyl. Eng.	732-2108	732-0101
1970	8 Cyl. 350 Eng.	732-2109	732-0101
1970	8 Cyl. 400 Eng.	732-2136	732-0101
1970	8 Cyl. 454 Eng.	732-2126	732-0101
1969	6 Cyl. Eng.	732-2132	732-0101
1969	8 Cyl. 327 & 350 Eng.	732-2109	732-0101
1969	8 Cyl. 396 & 427 Eng.	732-2132	732-0101
1968-67	6 Cyl. Eng.	732-2132	732-0101
1968-67	8 Cyl. 283, 307 & 327 Eng.	732-2112	732-0101
1968-67	8 Cyl. 396, 409 & 427 Eng.	732-2125	732-0101
1966	6 Cyl. Eng.	732-2132	732-0101
1966	8 Cyl. Eng.	732-2112	732-0101
1965-61	All	732-2112	732-0101
<b>CAVALIER</b>			
2005-03	All	734-68101	734-0101
2002	4 Cyl. 2.2L Eng. (VIN Code 4)	734-76105	734-0105
2002	4 Cyl. 2.2L Eng. (VIN Code F)	734-68101	734-0101
2002	4 Cyl. 2.4L Eng.	734-68101	734-0101
2001-97	4 Cyl. 2.2L Eng.	734-76105	734-0105
2001-97	4 Cyl. 2.4L Eng.	734-68101	734-0101
1996	4 Cyl. 2.2L Eng.	734-76105	734-0105



# Power Steering Pump

Years	Application	With Reservoir	Without Reservoir
<b>CHEVROLET (cont'd)</b>			
<b>CAVALIER (Cont'd)</b>			
1996	4 Cyl. 2.4L Eng.	734-68101	734-0101
1995	4 Cyl. 2.2L Eng.	734-76105	734-0105
1995	4 Cyl. 2.3L Eng. w/ Non-Variable Effort Steering (N40)	734-68101	734-0101
1995	4 Cyl. 2.3L Eng. w/ Variable Effort Steering (NV7), Supplied w/ EVO Component	734-68142P2	--
1995	4 Cyl. 2.3L Eng. w/ Variable Effort Steering (NV7), Supplied w/o EVO Component	734-68142	734-0142
1994-90	4 Cyl. Eng.	734-56126	734-0126
1994-90	6 Cyl. Eng.	734-55126	734-0126
1989-88	4 Cyl. Eng.	733-05127	733-0127
1989-88	6 Cyl. Eng.	733-03127	733-0127
1987	4 Cyl. Eng.	733-05127	733-0127
1987	6 Cyl. Eng. w/ Heavy Duty Suspension (F41)	733-03127	733-0127
1987	6 Cyl. Eng. w/o Heavy Duty Suspension (F41)	733-05127	733-0127
1986-85	4 Cyl. Eng.	733-08139	733-0139
1986-85	6 Cyl. Eng.	--	733-0131
1984-82	4 Cyl. Eng.	--	735-0112
<b>CELEBRITY</b>			
1990-88	4 Cyl. Eng.	733-07127	733-0127
1990-88	6 Cyl. Eng.	734-54105	734-0105
1987	4 Cyl. Eng.	733-07127	733-0127
1987	6 Cyl. Eng.	733-01139	733-0139
1986	4 Cyl. Eng.	731-2166	731-0111
1986	6 Cyl. Eng.	731-2169	731-0115
1985-83	4 Cyl. Eng.	731-2166	731-0111
1985-83	6 Cyl. 2.8L Gas Eng.	731-2169	731-0115
1985-83	6 Cyl. 4.3L Diesel Eng.	--	733-0124
1982	4 Cyl. Eng.	731-2166	731-0111
1982	6 Cyl. 2.8L Gas Eng.	731-2169	731-0115
1982	6 Cyl. 4.3L Diesel Eng.	--	735-0112
<b>CHEVETTE</b>			
1987-81	4 Cyl. Eng.	--	735-0113
<b>CITATION</b>			
1985-81	4 Cyl. Eng.	731-2166	731-0111
1985-81	6 Cyl. Eng.	731-2169	731-0115
1980	4 Cyl. Eng.	731-2168	731-0125
1980	6 Cyl. Eng.	731-2167	731-0127
<b>CLASSIC</b>			
2005-04	All	734-68101	734-0101
<b>CORSICA</b>			
1996-94	4 Cyl. 2.2L Eng.	734-56126	734-0126
1996-94	6 Cyl. 3.1L Eng.	734-65126	734-0126
1993-89	4 Cyl. Eng.	734-56126	734-0126
1993-89	6 Cyl. Eng.	734-55126	734-0126
1988	4 Cyl. Eng. (From VIN # 500001)	734-56126	734-0126
1988	4 Cyl. Eng. (To VIN # 500000)	733-05127	733-0127
1988	6 Cyl. Eng. (From VIN # 500001)	734-55126	734-0126

Years	Application	With Reservoir	Without Reservoir
<b>CHEVROLET (cont'd)</b>			
<b>CORSICA (Cont'd)</b>			
1988	6 Cyl. Eng. (To VIN # 500000) w/ Heavy Duty Suspension (F41)	733-03127	733-0127
1988	6 Cyl. Eng. (To VIN # 500000) w/o Heavy Duty Suspension (F41)	733-05127	733-0127
1987	4 Cyl. Eng.	733-05127	733-0127
1987	6 Cyl. Eng. w/ Heavy Duty Suspension (F41)	733-03127	733-0127
1987	6 Cyl. Eng. w/o Heavy Duty Suspension (F41)	733-05127	733-0127
<b>CORVETTE</b>			
2013-09	8 Cyl. 6.2L Eng. (Exc. ZR1)	--	733-0120
2013-09	8 Cyl. 7.0L Eng.	--	733-0120
2008-97	All	--	733-0120
1996	All	--	733-0147
1995-92	8 Cyl. 5.7L Eng. (VIN Code J)	--	733-0114
1995-92	8 Cyl. 5.7L Eng. (VIN Code P)	--	733-0147
1991-89	8 Cyl. 5.7L Eng. (VIN Code 8)	--	733-0125
1991-89	8 Cyl. 5.7L Eng. (VIN Code J)	--	733-0114
1988-84	All	--	733-0125
1982	All	731-2222	731-0118
1981-80	All	731-2158	731-0127
1979-75	All	732-2157	732-0105
1974-63	All	732-2114	732-0102
<b>EL CAMINO</b>			
	SEE CHEV/GMC TRUCKS	--	--
<b>EPICA (CANADA)</b>			
2006-04	All	--	990-0806
<b>LUMINA</b>			
2001-00	6 Cyl. 3.1L Eng.	734-70105	734-0105
1999-98	6 Cyl. 3.1L Eng.	734-70105	734-0105
1999-98	6 Cyl. 3.8L Eng.	734-69120	734-0120
1997-96	6 Cyl. 3.1L Eng.	734-70105	734-0105
1997-96	6 Cyl. 3.4L Eng.	734-57105	734-0105
1995	6 Cyl. 3.1L Eng.	734-65105	734-0105
1995	6 Cyl. 3.4L Eng.	734-57105	734-0105
1994-93	6 Cyl. 3.1L Eng.	734-54105	734-0105
1994-93	6 Cyl. 3.4L Eng.	734-57105	734-0105
1992-91	4 Cyl. Eng.	734-62140	734-0140
1992-91	6 Cyl. 3.1L Eng.	734-54105	734-0105
1992-91	6 Cyl. 3.4L Eng.	734-57105	734-0105
1990	4 Cyl. Eng.	734-62140	734-0140
1990	6 Cyl. Eng.	734-54105	734-0105
<b>MALIBU, CHEVELLE, LAGUNA</b>			
2012-11	6 Cyl. 3.6L Eng.	--	730-0121
2010-08	6 Cyl. 3.5L Eng.	--	734-0137
2010-08	6 Cyl. 3.6L Eng.	--	730-0121
2007-06	6 Cyl. 3.5L Eng.	--	734-0137
2007-06	6 Cyl. 3.9L Eng.	--	734-0137
2003-00	6 Cyl. 3.1L Eng.	734-70102	734-0102
1999-98	4 Cyl. 2.4L Eng.	734-68101	734-0101
1999-98	6 Cyl. 3.1L Eng.	734-70102	734-0102

## Power Steering Pump

Years	Application	With Reservoir	Without Reservoir
<b>CHEVROLET (cont'd)</b>			
<b>MALIBU, CHEVELLE, LAGUNA (Cont'd)</b>			
1997	4 Cyl. 2.4L Eng.	734-68101	734-0101
1997	6 Cyl. 3.1L Eng.	734-70102	734-0102
1983	6 Cyl. 3.8L Gas Eng. (VIN Code 9)	731-2131	731-0127
1983	6 Cyl. 3.8L Gas Eng. (VIN Code A)	731-2164	731-0127
1983	6 Cyl. 4.3L Diesel Eng.	--	735-0110
1983	8 Cyl. Diesel Eng.	731-2220	731-0127
1983	8 Cyl. Gas Eng.	731-2131	731-0127
1982	6 Cyl. 3.8L Gas Eng. (VIN Code A)	731-2164	731-0127
1982	6 Cyl. 3.8L Gas Eng. (VIN Code K)	731-2131	731-0127
1982	6 Cyl. 4.3L Diesel Eng.	--	735-0110
1982	8 Cyl. Diesel Eng.	731-2220	731-0127
1982	8 Cyl. Gas Eng.	731-2131	731-0127
1981	6 Cyl. 229 Eng. (VIN Code K)	731-2131	731-0127
1981	6 Cyl. 231 Eng. (VIN Code A) w/ Air Pump	731-2164	731-0127
1981	6 Cyl. 231 Eng. (VIN Code A) w/o Air Pump	731-2151	731-0127
1981	8 Cyl. 267, 305 & 350 Eng.	731-2131	731-0127
1980	6 Cyl. 229 Eng. (VIN Code K)	731-2131	731-0127
1980	6 Cyl. 231 Eng. (VIN Code A)	731-2151	731-0127
1980	8 Cyl. 267, 305 & 350 Eng.	731-2131	731-0127
1979	6 Cyl. 200 Eng. (VIN Code M)	732-2139	732-0105
1979	6 Cyl. 231 Eng. w/ A.C.	732-2150	732-0105
1979	6 Cyl. 231 Eng. w/o A.C. (1st Design)	732-2140	732-0105
1979	6 Cyl. 231 Eng. w/o A.C. (2nd Design)	732-2139	732-0105
1979	8 Cyl. 267, 305 & 350 Eng.	732-2159	732-0105
1978	6 Cyl. 200 Eng. (VIN Code M)	732-2139	732-0105
1978	6 Cyl. 231 Eng. w/ A.C.	732-2150	732-0105
1978	6 Cyl. 231 Eng. w/o A.C.	732-2140	732-0105
1978	8 Cyl. 305 & 350 Eng.	732-2139	732-0105
1977	6 Cyl. Eng. w/ Air Pump	732-2157	732-0105
1977	6 Cyl. Eng. w/o Air Pump	732-2138	732-0105
1977	8 Cyl. 305 & 350 Eng. w/ 1 Mounting Hole in Reservoir	732-2139	732-0105
1977	8 Cyl. 305 & 350 Eng. w/ 2 Mounting Holes/Studs in Reservoir	732-2137	732-0105
1976	6 Cyl. Eng. w/ Air Pump	732-2157	732-0105
1976	6 Cyl. Eng. w/o Air Pump	732-2138	732-0105
1976	8 Cyl. 305 & 350 Eng. w/ 1 Mounting Hole in Reservoir	732-2139	732-0105
1976	8 Cyl. 305 & 350 Eng. w/ 2 Mounting Holes/Studs in Reservoir	732-2137	732-0105
1976	8 Cyl. 400 Eng.	732-2154	732-0105
1975	6 Cyl. Eng. w/ Air Pump	732-2157	732-0105
1975	6 Cyl. Eng. w/o Air Pump	732-2138	732-0105
1975	8 Cyl. 350 Eng. w/ 1 Mounting Hole in Reservoir	732-2139	732-0105
1975	8 Cyl. 350 Eng. w/ 2 Mounting Holes/Studs in Reservoir	732-2137	732-0105
1975	8 Cyl. 400 & 454 Eng.	732-2154	732-0105
1974	6 Cyl. Eng.	732-2109	732-0101
1974	8 Cyl. 350 Eng.	732-2108	732-0101
1974	8 Cyl. 400 & 454 Eng.	732-2132	732-0101

Years	Application	With Reservoir	Without Reservoir
<b>CHEVROLET (cont'd)</b>			
<b>MALIBU, CHEVELLE, LAGUNA (Cont'd)</b>			
1973	6 Cyl. Eng.	732-2109	732-0101
1973	8 Cyl. 307 & 350 Eng.	732-2108	732-0101
1973	8 Cyl. 454 Eng.	732-2132	732-0101
1972-71	6 Cyl. Eng.	732-2108	732-0101
1972-71	8 Cyl. (Exc. 400 & 454 Eng.)	732-2108	732-0101
1972-71	8 Cyl. 400 & 454 Eng.	732-2132	732-0101
1970	6 Cyl. Eng.	732-2108	732-0101
1970	8 Cyl. Eng. (Exc. Wagon)	732-2109	732-0101
1970	8 Cyl. Eng. Wagon	732-2132	732-0101
1969	6 Cyl. Eng.	732-2132	732-0101
1969	8 Cyl. 307 & 350 Eng.	732-2132	732-0101
1969	8 Cyl. 396 Eng.	732-2108	732-0101
1968	6 Cyl. Eng.	732-2132	732-0101
1968	8 Cyl. 307 & 327 Eng.	732-2115	732-0103
1968	8 Cyl. 396 Eng.	732-2117	732-0103
1967-64	6 Cyl. Eng.	732-2132	732-0101
1967-64	8 Cyl. Eng.	732-2115	732-0103
<b>METRO</b>			
2001-98	All	--	930-0103
<b>MONTE CARLO</b>			
2007-06	6 Cyl. Eng.	734-75144	--
2007-06	8 Cyl. Eng.	--	734-0150
2005-04	6 Cyl. 3.4L Eng.	--	734-0144
2005-04	6 Cyl. 3.8L Eng.	734-69120	734-0120
2003-00	6 Cyl. 3.4L Eng.	734-70105	734-0105
2003-00	6 Cyl. 3.8L Eng.	734-69120	734-0120
1999-98	6 Cyl. 3.1L Eng.	734-70105	734-0105
1999-98	6 Cyl. 3.8L Eng.	734-69120	734-0120
1997-96	6 Cyl. 3.1L Eng.	734-70105	734-0105
1997-96	6 Cyl. 3.4L Eng.	734-57105	734-0105
1995	6 Cyl. 3.1L Eng.	734-65105	734-0105
1995	6 Cyl. 3.4L Eng.	734-57105	734-0105
1988	All	731-2131	731-0118
1987-85	6 Cyl. 3.8L Eng.	731-2164	731-0127
1987-85	6 Cyl. 4.3L Eng.	731-2131	731-0127
1987-85	8 Cyl. Eng.	731-2131	731-0118
1984	6 Cyl. 3.8L Eng. (VIN Code 9)	731-2131	731-0118
1984	6 Cyl. 3.8L Eng. (VIN Code A)	731-2164	731-0127
1984	8 Cyl. Diesel Eng.	731-2220	731-0118
1984	8 Cyl. Gas Eng.	731-2131	731-0118
1983	6 Cyl. 3.8L Gas Eng. (VIN Code 9)	731-2131	731-0118
1983	6 Cyl. 3.8L Gas Eng. (VIN Code A)	731-2164	731-0127
1983	6 Cyl. 4.3L Diesel Eng.	--	735-0110
1983	8 Cyl. Diesel Eng.	731-2220	731-0118
1983	8 Cyl. Gas Eng.	731-2131	731-0118
1982	6 Cyl. 3.8L Gas Eng. (VIN Code A)	731-2164	731-0127
1982	6 Cyl. 3.8L Gas Eng. (VIN Code K)	731-2131	731-0118
1982	6 Cyl. 4.3L Diesel Eng.	--	735-0110
1982	8 Cyl. Diesel Eng.	731-2220	731-0118
1982	8 Cyl. Gas Eng.	731-2131	731-0118
1981	6 Cyl. 229 Eng. (VIN Code K)	731-2131	731-0127

# Power Steering Pump

Years	Application	With Reservoir	Without Reservoir
<b>CHEVROLET (cont'd)</b>			
<b>MONTE CARLO (Cont'd)</b>			
1981	6 Cyl. 231 Eng. (VIN Code A) w/ Air Pump	731-2164	731-0127
1981	6 Cyl. 231 Eng. (VIN Code A) w/o Air Pump	731-2151	731-0127
1981	8 Cyl. Eng.	731-2131	731-0127
1980	6 Cyl. 229 Eng. (VIN Code K)	731-2131	731-0127
1980	6 Cyl. 231 Eng. (VIN Code A)	731-2151	731-0127
1980	8 Cyl. Eng.	731-2131	731-0127
1979	6 Cyl. 200 Eng. (VIN Code M)	732-2139	732-0105
1979	6 Cyl. 231 Eng. w/ A.C.	732-2150	732-0105
1979	6 Cyl. 231 Eng. w/o A.C. (1st Design)	732-2140	732-0105
1979	6 Cyl. 231 Eng. w/o A.C. (2nd Design)	732-2139	732-0105
1979	8 Cyl. Eng.	732-2159	732-0105
1978	6 Cyl. 200 Eng. (VIN Code M)	732-2139	732-0105
1978	6 Cyl. 231 Eng. w/ A.C.	732-2150	732-0105
1978	6 Cyl. 231 Eng. w/o A.C.	732-2140	732-0105
1978	8 Cyl. 305 & 350 Eng.	732-2139	732-0105
1977	All w/ 1 Mounting Hole in Reservoir	732-2139	732-0105
1977	All w/ 2 Mounting Holes/Studs in Reservoir	732-2137	732-0105
1976	8 Cyl. 305 & 350 Eng. w/ 1 Mounting Hole in Reservoir	732-2139	732-0105
1976	8 Cyl. 305 & 350 Eng. w/ 2 Mounting Holes/Studs in Reservoir	732-2137	732-0105
1976	8 Cyl. 400 Eng.	732-2154	732-0105
1975	8 Cyl. 350 Eng. w/ 1 Mounting Hole in Reservoir	732-2139	732-0105
1975	8 Cyl. 350 Eng. w/ 2 Mounting Holes/Studs in Reservoir	732-2137	732-0105
1975	8 Cyl. 400 & 454 Eng.	732-2154	732-0105
1974	8 Cyl. 350 Eng.	732-2108	732-0101
1974	8 Cyl. 400 & 454 Eng.	732-2132	732-0101
1973	8 Cyl. 350 Eng.	732-2108	732-0101
1973	8 Cyl. 400 & 454 Eng.	732-2132	732-0101
1972-71	8 Cyl. (Exc. 400 & 454 Eng.)	732-2108	732-0101
1972-71	8 Cyl. 400 & 454 Eng.	732-2132	732-0101
1970	8 Cyl. Eng.	732-2109	732-0101
<b>MONZA</b>			
1980	4 Cyl. Eng.	731-2130	731-0128
1980	6 Cyl. Eng.	731-2149	731-0127
1979-78	4 Cyl. Eng. w/ 1 Mounting Hole in Reservoir	732-2139	732-0105
1979-78	4 Cyl. Eng. w/ 2 Mounting Holes/Studs in Reservoir	732-2137	732-0105
1979-78	6 Cyl. Eng.	732-2148	732-0106
1979-78	8 Cyl. Eng.	732-2153	732-0105
1977-76	4 Cyl. Eng.	732-2157	732-0105
1977-76	8 Cyl. Eng.	732-2153	732-0105
1975	4 Cyl. Eng.	732-2153	732-0105
1975	8 Cyl. Eng.	732-2153	732-0105
<b>NOVA CHEVY II</b>			
1988	4 Cyl. Eng. (DOHC)	--	930-0108
1988	4 Cyl. Eng. (SOHC)	--	930-0107

Years	Application	With Reservoir	Without Reservoir
<b>CHEVROLET (cont'd)</b>			
<b>NOVA CHEVY II (Cont'd)</b>			
1987-85	All	--	930-0107
1979	6 Cyl. 231 Eng. w/ A.C.	732-2150	732-0105
1979	6 Cyl. 231 Eng. w/o A.C.	732-2140	732-0105
1979	6 Cyl. 250 Eng. w/ Air Pump	732-2157	732-0105
1979	6 Cyl. 250 Eng. w/o Air Pump	732-2138	732-0105
1979	8 Cyl. 305 & 350 Eng.	732-2159	732-0105
1978-77	6 Cyl. Eng. w/ Air Pump	732-2157	732-0105
1978-77	6 Cyl. Eng. w/o Air Pump	732-2138	732-0105
1978-77	8 Cyl. 305 & 350 Eng. w/ 1 Mounting Hole in Reservoir	732-2139	732-0105
1978-77	8 Cyl. 305 & 350 Eng. w/ 2 Mounting Holes/Studs in Reservoir	732-2137	732-0105
1976-75	6 Cyl. Eng. w/ Air Pump	732-2157	732-0105
1976-75	6 Cyl. Eng. w/o Air Pump	732-2138	732-0105
1976-75	8 Cyl. w/ 1 Mounting Hole in Reservoir	732-2139	732-0105
1976-75	8 Cyl. w/ 2 Mounting Holes/Studs in Reservoir	732-2137	732-0105
1974-73	6 Cyl. Eng.	732-2109	732-0101
1974-73	8 Cyl. Eng.	732-2108	732-0101
1972-70	6 & 8 Cyl. Eng.	732-2108	732-0101
1969	6 Cyl. Eng.	732-2132	732-0101
1969	8 Cyl. Eng.	732-2108	732-0101
1968	4 Cyl. Eng.	732-2132	732-0101
1968	6 Cyl. Eng.	732-2132	732-0101
1968	8 Cyl. Eng.	732-2114	732-0102
1967-62	6 & 8 Cyl. Eng.	732-2112	732-0101
<b>OPTRA (CANADA)</b>			
2007-06	All	--	733-0143
2005-04	All	--	733-0145
<b>PRIZM</b>			
2002-01	All	--	930-0105
2000	All 1st Design (Stamped U27)	--	930-0102
2000	All 2nd Design	--	930-0105
1999-98	All	--	930-0102
<b>SPECTRUM</b>			
1988-85	4 Cyl. Eng.	--	733-0134
<b>VEGA</b>			
1977-76	4 Cyl. Eng.	732-2157	732-0105
1975	4 Cyl. Eng.	732-2147	732-0106
1974-71	4 Cyl. Eng.	732-2125	732-0101
<b>CHEVROLET/GMC TRUCKS</b>			
<b>ACADIA</b>			
2014-07	All	--	730-0127
<b>ASTRO, SAFARI MINI VAN</b>			
2005-99	All	731-2176	731-0125
1998-97	All, Supplied w/ EVO By-Pass Pipe	731-2271BP	--
1998-97	All, Supplied w/o EVO Component	731-2271	731-0125
1996-95	All	731-2176	731-0125
1994-91	6 Cyl. Eng. w/ Remote Reservoir	731-2176	731-0125
1994-91	6 Cyl. Eng. w/o Remote Reservoir	731-2191	731-0125

## Power Steering Pump

Years	Application	With Reservoir	Without Reservoir
<b>CHEVROLET/GMC TRUCKS (cont'd)</b>			
<b>ASTRO, SAFARI MINI VAN (Cont'd)</b>			
1990	All w/ Remote Reservoir	731-2176	731-0125
1990	All w/o Remote Reservoir	731-2191	731-0125
1989-87	4 Cyl. Eng.	733-11137	733-0137
1989-87	6 Cyl. Eng.	731-2189	731-0125
1986-85	4 Cyl. Eng.	--	733-0123
1986-85	6 Cyl. Eng.	733-11103	733-0103
<b>AVALANCHE 1500</b>			
2013-09	8 Cyl. Eng.	731-2252	731-0125
2008-07	All	731-2252	731-0125
2006-04	2WD	731-2280	731-0118
2006-04	4WD	731-2279	731-0125
2003	2WD w/ Vacuum Booster	731-2221	731-0118
2003	4WD w/ Vacuum Booster, Supplied w/ EVO By-Pass Pipe	731-2262BP	--
2003	4WD w/ Vacuum Booster, Supplied w/o EVO Component	731-2262	731-0125
2003	All w/ Hydro-Boost	731-2279	731-0125
2002	2WD w/ Vacuum Booster	731-2221	731-0118
2002	4WD w/ Vacuum Booster, Supplied w/ EVO By-Pass Pipe	731-2262BP	--
2002	4WD w/ Vacuum Booster, Supplied w/o EVO Component	731-2262	731-0125
2002	All w/ Hydro-Boost	731-2251	731-0125
<b>AVALANCHE 2500</b>			
2006	All	731-2276	731-0125
2005-02	All	731-2276	731-0125
<b>C, K SERIES PICKUP (2WD &amp; 4WD)</b>			
2002-01	C3500 Chassis & Cab	731-2251	731-0125
2000	C, K 2500 w/ Hydro-Boost, Supplied w/ EVO By-Pass Pipe	731-2259BP	--
2000	C, K 2500 w/ Hydro-Boost, Supplied w/o EVO Component	731-2259	731-0125
2000	C, K 2500 w/ Vacuum Booster, Supplied w/ EVO By-Pass Pipe	731-2262BP	--
2000	C, K 2500 w/ Vacuum Booster, Supplied w/o EVO Component	731-2262	731-0125
2000	C, K 3500 w/ 2 Wheel Disc Brakes, Supplied w/ EVO By-Pass Pipe	731-2259BP	--
2000	C, K 3500 w/ 2 Wheel Disc Brakes, Supplied w/o EVO Component	731-2259	731-0125
2000	C, K 3500 w/ 4 Wheel Disc Brakes	731-2251	731-0125
1999	C, K 1500 w/ 5.0L & 5.7L Eng., Supplied w/ EVO By-Pass Pipe	731-2262BP	--
1999	C, K 1500 w/ 5.0L & 5.7L Eng., Supplied w/o EVO Component	731-2262	731-0125
1999	C, K 1500 w/ 6.5L Eng., Supplied w/ EVO By-Pass Pipe	731-2259BP	--
1999	C, K 1500 w/ 6.5L Eng., Supplied w/o EVO Component	731-2259	731-0125
1999	C, K 2500 w/ 5.0L & 5.7L Eng., Supplied w/ EVO By-Pass Pipe	731-2262BP	--
1999	C, K 2500 w/ 5.0L & 5.7L Eng., Supplied w/o EVO Component	731-2262	731-0125

Years	Application	With Reservoir	Without Reservoir
<b>CHEVROLET/GMC TRUCKS (cont'd)</b>			
<b>C, K SERIES PICKUP (2WD &amp; 4WD) (Cont'd)</b>			
1999	C, K 2500 w/ 6.5L Eng., Supplied w/ EVO By-Pass Pipe	731-2259BP	--
1999	C, K 2500 w/ 6.5L Eng., Supplied w/o EVO Component	731-2259	731-0125
1999	C, K 2500 w/ 7.4L Eng., Supplied w/ EVO By-Pass Pipe	731-2259BP	--
1999	C, K 2500 w/ 7.4L Eng., Supplied w/o EVO Component	731-2259	731-0125
1999	C, K 3500 w/ 2 Wheel Disc Brakes, Supplied w/ EVO By-Pass Pipe	731-2259BP	--
1999	C, K 3500 w/ 2 Wheel Disc Brakes, Supplied w/o EVO Component	731-2259	731-0125
1999	C, K 3500 w/ 4 Wheel Disc Brakes	731-2251	731-0125
1998-97	C, K 1500 6 Cyl. Eng., Supplied w/ EVO By-Pass Pipe	731-2262BP	--
1998-97	C, K 1500 6 Cyl. Eng., Supplied w/o EVO Component	731-2262	731-0125
1998-97	C, K 1500 8 Cyl. 5.0L & 5.7L Eng., Supplied w/ EVO By-Pass Pipe	731-2262BP	--
1998-97	C, K 1500 8 Cyl. 5.0L & 5.7L Eng., Supplied w/o EVO Component	731-2262	731-0125
1998-97	C, K 1500 8 Cyl. 6.5L Eng., Supplied w/ EVO By-Pass Pipe	731-2259BP	--
1998-97	C, K 1500 8 Cyl. 6.5L Eng., Supplied w/o EVO Component	731-2259	731-0125
1998-97	C, K 2500 8 Cyl. 5.0L & 5.7L Eng., Supplied w/ EVO By-Pass Pipe	731-2262BP	--
1998-97	C, K 2500 8 Cyl. 5.0L & 5.7L Eng., Supplied w/o EVO Component	731-2262	731-0125
1998-97	C, K 2500 8 Cyl. 6.5L & 7.4L Eng., Supplied w/ EVO By-Pass Pipe	731-2259BP	--
1998-97	C, K 2500 8 Cyl. 6.5L & 7.4L Eng., Supplied w/o EVO Component	731-2259	731-0125
1998-97	C, K 3500 w/ 2 Wheel Disc Brakes, Supplied w/ EVO By-Pass Pipe	731-2259BP	--
1998-97	C, K 3500 w/ 2 Wheel Disc Brakes, Supplied w/o EVO Component	731-2259	731-0125
1998-97	C, K 3500 w/ 4 Wheel Disc Brakes	731-2251	731-0125
1996	C, K 1500 (Exc. 6.5L Eng.)	731-2221	731-0118
1996	C, K 1500 6.5L Eng.	731-2251	731-0125
1996	C, K 2500 (Exc. 6.5L Eng.) w/ JB6 Brakes	731-2221	731-0118
1996	C, K 2500 (Exc. 6.5L Eng.) w/ JB7 Brakes	731-2252	731-0125
1996	C, K 2500 6.5L Eng.	731-2251	731-0125
1996	C, K 3500 w/ 5.7L, 6.5L & 7.4L Eng.	731-2251	731-0125
1995	C, K 1500 8 Cyl. 5.7L Eng.	731-2138	731-0118
1995	C, K 1500, 2500 6 Cyl. Eng.	731-2138	731-0118
1995	C, K 1500, 2500 8 Cyl. 5.0L Eng.	731-2138	731-0118
1995	C, K 1500, 2500 8 Cyl. 6.5L Eng.	731-2247	731-0125
1995	C, K 2500 8 Cyl. 5.7L Eng., w/ 7200 lb GVW (C5Z)	731-2138	731-0118
1995	C, K 2500 8 Cyl. 5.7L Eng., w/ 8600 lb GVW (C6P)	731-2197	731-0125
1995	C, K 2500, 8 Cyl. 7.4L Eng., w/ 7200 lb GVW (C5Z)	731-2247	731-0125

# Power Steering Pump

Years	Application	With Reservoir	Without Reservoir
<b>CHEVROLET/GMC TRUCKS (cont'd)</b>			
<b>C, K SERIES PICKUP (2WD &amp; 4WD) (Cont'd)</b>			
1995	C, K 2500, 8 Cyl. 7.4L Eng., w/ 8600 lb GVW (C6P)	731-2191	731-0125
1995	C, K 3500 8 Cyl. 5.7L Eng.	731-2245	731-0125
1995	C, K 3500, 8 Cyl. 6.5L Eng. (Exc. Ambulance Package (YF2))	731-2247	731-0125
1995	C, K 3500, 8 Cyl. 6.5L Eng. Ambulance Package (YF2)	731-2255	731-0125
1995	C, K 3500, 8 Cyl. 7.4L Eng.	731-2247	731-0125
1994	C, K 1500, 2500, 6 Cyl. Eng.	731-2138	731-0118
1994	C, K 1500, 2500, 8 Cyl. 5.0L Eng.	731-2138	731-0118
1994	C, K 1500, 2500, 8 Cyl. 6.5L Eng.	731-2247	731-0125
1994	C, K 1500, 8 Cyl. 5.7L Eng.	731-2138	731-0118
1994	C, K 2500, 8 Cyl. 5.7L Eng., w/ 7200 lb GVW (C5Z)	731-2138	731-0118
1994	C, K 2500, 8 Cyl. 5.7L Eng., w/ 8600 lb GVW (C6P)	731-2197	731-0125
1994	C, K 2500, 8 Cyl. 7.4L Eng., w/ 7200 lb GVW (C5Z)	731-2247	731-0125
1994	C, K 2500, 8 Cyl. 7.4L Eng., w/ 8600 lb GVW (C6P)	731-2191	731-0125
1994	C, K 3500, 8 Cyl. 5.7L Eng.	731-2245	731-0125
1994	C, K 3500, 8 Cyl. 6.5L Eng. (Exc. Ambulance Package (YF2))	731-2247	731-0125
1994	C, K 3500, 8 Cyl. 6.5L Eng. Ambulance Package (YF2)	731-2255	731-0125
1994	C, K 3500, 8 Cyl. 7.4L Eng.	731-2247	731-0125
1993-92	8 Cyl. 6.2L Diesel Eng.	731-2247	731-0125
1993-92	8 Cyl. 6.5L Diesel Eng.	731-2247	731-0125
1993-92	C, K 1500 8 Cyl. 5.7 L Gas Eng.	731-2138	731-0118
1993-92	C, K 1500 8 Cyl. 7.4L Gas Eng.	731-2207	731-0118
1993-92	C, K 1500, 2500 6 Cyl. Eng.	731-2138	731-0118
1993-92	C, K 1500, 2500 8 Cyl. 5.0 L Gas Eng.	731-2138	731-0118
1993-92	C, K 2500 8 Cyl. 5.7L Gas Eng. w/ 7200 lb GVW (C5Z)	731-2138	731-0118
1993-92	C, K 2500 8 Cyl. 5.7L Gas Eng. w/ 8600 lb GVW (C6P)	731-2197	731-0125
1993-92	C, K 2500 8 Cyl. 7.4L Gas Eng.	731-2191	731-0125
1993-92	C, K 3500 8 Cyl. 5.7L Gas Eng.	731-2245	731-0125
1993-92	C, K 3500 8 Cyl. 7.4L Gas Eng.	731-2247	731-0125
1991	8 Cyl. 6.2L Diesel Eng.	731-2247	731-0125
1991	C, K 1500 8 Cyl. 5.7L Eng.	731-2138	731-0118
1991	C, K 1500 8 Cyl. 7.4L Eng.	731-2207	731-0118
1991	C, K 1500, 2500 6 Cyl. Eng.	731-2138	731-0118
1991	C, K 1500, 2500 8 Cyl. 5.0L Eng.	731-2138	731-0118
1991	C, K 2500 8 Cyl. 5.7L Eng. w/ 7200 lb GVW (C5Z)	731-2138	731-0118
1991	C, K 2500 8 Cyl. 5.7L Eng. w/ 8600 lb GVW (C6P)	731-2197	731-0125
1991	C, K 2500 8 Cyl. 7.4L Eng.	731-2191	731-0125
1991	C, K 3500 8 Cyl. 5.7L Eng.	731-2245	731-0125
1991	C, K 3500 8 Cyl. 7.4L Eng.	731-2247	731-0125
1990	8 Cyl. 6.2L Diesel Eng.	731-2247	731-0125

Years	Application	With Reservoir	Without Reservoir
<b>CHEVROLET/GMC TRUCKS (cont'd)</b>			
<b>C, K SERIES PICKUP (2WD &amp; 4WD) (Cont'd)</b>			
1990	C 3500 8 Cyl. 7.4L Gas Eng. w/ Dual Rear Wheels	731-2247	731-0125
1990	C 3500 8 Cyl. 7.4L Gas Eng. w/ Single Rear Wheels	731-2195	731-0125
1990	C, K 1500 6 Cyl. Eng.	731-2138	731-0118
1990	C, K 1500 8 Cyl. 5.7L Gas Eng.	731-2138	731-0118
1990	C, K 1500 8 Cyl. 7.4L Gas Eng.	731-2207	731-0118
1990	C, K 1500, 2500 8 Cyl. 5.0L Gas Eng. w/ 7200 lb GVW (C5Z)	731-2138	731-0118
1990	C, K 2500 6 Cyl. Eng. w/ 7200 lb GVW (C5Z)	731-2138	731-0118
1990	C, K 2500 6 Cyl. Eng. w/ 8600 lb GVW (C6P)	731-2197	731-0125
1990	C, K 2500 8 Cyl. 5.7L Gas Eng. w/ 7200 lb GVW (C5Z)	731-2138	731-0118
1990	C, K 2500 8 Cyl. 5.7L Gas Eng. w/ 8600 lb GVW (C6P)	731-2197	731-0125
1990	C, K 3500 8 Cyl. 5.7L Gas Eng.	731-2245	731-0125
1990	K 3500 8 Cyl. 7.4L Gas Eng.	731-2195	731-0125
1989	6 Cyl. Eng.	731-2142	731-0118
1989	8 Cyl. 5.0L Gas Eng.	731-2142	731-0118
1989	8 Cyl. 6.2L Diesel Eng.	731-2243	731-0125
1989	8 Cyl. 7.4L Gas Eng. w/ Dual Rear Wheels	731-2243	731-0125
1989	8 Cyl. 7.4L Gas Eng. w/ Single Rear Wheels	731-2189	731-0125
1989	C, K 1500, 2500, 8 Cyl. 5.7L Gas Eng.	731-2142	731-0118
1989	C, K 3500, 8 Cyl. 5.7L Gas Eng. w/ Dual Rear Wheels	731-2243	731-0125
1989	C, K 3500, 8 Cyl. 5.7L Gas Eng. w/ Single Rear Wheels	731-2189	731-0125
1988	8 Cyl. 5.0L Gas Eng.	731-2142	731-0118
1988	8 Cyl. 6.2L Diesel Eng.	731-2243	731-0125
1988	C, K 1500, 2500 6 Cyl. Eng.	731-2142	731-0118
1988	C, K 1500, 2500 8 Cyl. 5.7L Gas Eng.	731-2142	731-0118
1988	C, K 3500 6 Cyl. Eng. w/ Dual Rear Wheels	731-2243	731-0125
1988	C, K 3500 6 Cyl. Eng. w/ Single Rear Wheels	731-2189	731-0125
1988	C, K 3500 8 Cyl. 5.7L Gas Eng. w/ Dual Rear Wheels	731-2243	731-0125
1988	C, K 3500 8 Cyl. 5.7L Gas Eng. w/ Single Rear Wheels	731-2189	731-0125
1988	C, K 3500 8 Cyl. 7.4L Gas Eng. w/ Dual Rear Wheels	731-2243	731-0125
1988	C, K 3500 8 Cyl. 7.4L Gas Eng. w/ Single Rear Wheels	731-2189	731-0125
1987	SEE R, V SEIRIES	--	--
1986	6 Cyl. 4.3L Gas Eng.	731-2173	731-0125
1986	8 Cyl. 5.0L Gas Eng.	731-2173	731-0125
1986	8 Cyl. 6.2L Diesel Eng. w/ A.C.	731-2237	731-0125
1986	8 Cyl. 6.2L Diesel Eng. w/o A.C.	731-2238	731-0125
1986	C 2500 8 Cyl. 7.4L Gas Eng.	731-2182	731-0118

# Power Steering Pump

Years	Application	With Reservoir	Without Reservoir
<b>CHEVROLET/GMC TRUCKS (cont'd)</b>			
<b>C, K SERIES PICKUP (2WD &amp; 4WD) (Cont'd)</b>			
1986	C, K 1500, 2500 6 Cyl. 4.8L Gas Eng.	731-2155	731-0125
1986	C, K 1500, 2500 8 Cyl. 5.7 Gas Eng.	731-2173	731-0125
1986	C, K 3500 6 Cyl. 4.8L Gas Eng.	731-2224	731-0125
1986	C, K 3500 8 Cyl. 5.7L Gas Eng.	731-2227	731-0125
1986	C, K 3500 8 Cyl. 7.4L Gas Eng.	731-2226	731-0125
1985	6 Cyl. 4.3L Gas Eng.	731-2173	731-0125
1985	8 Cyl. 6.2L Diesel Eng. w/ A.C.	731-2237	731-0125
1985	8 Cyl. 6.2L Diesel Eng. w/o A.C.	731-2238	731-0125
1985	C, K 1500, 2500 6 Cyl. 4.8L Gas Eng.	731-2155	731-0125
1985	C, K 1500, 2500 8 Cyl. 5.0L Gas Eng.	731-2173	731-0125
1985	C, K 1500, 2500 8 Cyl. 5.7L Gas Eng.	731-2173	731-0125
1985	C, K 3500 6 Cyl. 4.8L Gas Eng.	731-2224	731-0125
1985	C, K 3500 8 Cyl. 5.7L Gas Eng.	731-2227	731-0125
1985	C, K 3500 8 Cyl. 7.4L Gas Eng.	731-2226	731-0125
1985	C1500, 2500 8 Cyl. 7.4L Gas Eng. (Cast Iron Exhaust Manifold)	731-2182	731-0118
1985	C1500, 2500 8 Cyl. 7.4L Gas Eng. (Stainless Steel Exhaust Manifold)	731-2212	731-0118
1984-82	8 Cyl. 6.2L Diesel Eng. w/ A.C.	731-2237	731-0125
1984-82	8 Cyl. 6.2L Diesel Eng. w/o A.C.	731-2238	731-0125
1984-82	C 2500 8 Cyl. 7.4L Gas Eng.	731-2212	731-0118
1984-82	C, K 1500, 2500 6 Cyl. Eng.	731-2155	731-0125
1984-82	C, K 1500, 2500 8 Cyl. 5.0L Gas Eng.	731-2173	731-0125
1984-82	C, K 1500, 2500 8 Cyl. 5.7L Gas Eng.	731-2173	731-0125
1984-82	C, K 3500 6 Cyl. Eng.	731-2224	731-0125
1984-82	C, K 3500 8 Cyl. 5.7L Gas Eng.	731-2227	731-0125
1984-82	C, K 3500 8 Cyl. 7.4L Gas Eng.	731-2226	731-0125
1981-80	8 Cyl. 5.7L Diesel Eng.	731-2235	731-0125
1981-80	8 Cyl. 6.6L Gas Eng. w/ Hydro-Boost	731-2227	731-0125
1981-80	8 Cyl. 6.6L Gas Eng. w/o Hydro-Boost	731-2173	731-0125
1981-80	C, K 1500, 2500 6 Cyl. Eng.	731-2155	731-0125
1981-80	C, K 1500, 2500 8 Cyl. 5.0L Gas Eng.	731-2173	731-0125
1981-80	C, K 1500, 2500 8 Cyl. 5.7L Gas Eng.	731-2173	731-0125
1981-80	C, K 1500, 2500 8 Cyl. 7.4L Gas Eng.	731-2173	731-0125
1981-80	C, K 3500 6 Cyl. Eng.	731-2224	731-0125
1981-80	C, K 3500 8 Cyl. 5.7L Gas Eng.	731-2227	731-0125
1981-80	C, K 3500 8 Cyl. 7.4L Gas Eng.	731-2226	731-0125
1979	6 Cyl. Eng. w/ Hydro-Boost	732-2175	732-0105
1979	6 Cyl. Eng. w/o Hydro-Boost	732-2153	732-0105
1979	8 Cyl. 305 Gas Eng. w/o Hydro-Boost, w/ 1 Mounting Hole in Reservoir	732-2139	732-0105
1979	8 Cyl. 305 Gas Eng. w/o Hydro-Boost, w/ 2 Mounting Holes/Studs in Reservoir	732-2137	732-0105
1979	8 Cyl. 350 Diesel Eng. w/ Hydro-Boost (2WD)	--	732-0105
1979	8 Cyl. 350 Gas Eng. w/ Hydro-Boost (2WD)	732-2179	732-0105
1979	8 Cyl. 350 Gas Eng. w/o Hydro-Boost, w/ 1 Mounting Hole in Reservoir	732-2139	732-0105
1979	8 Cyl. 350 Gas Eng. w/o Hydro-Boost, w/ 2 Mounting Holes/Studs in Reservoir	732-2137	732-0105

Years	Application	With Reservoir	Without Reservoir
<b>CHEVROLET/GMC TRUCKS (cont'd)</b>			
<b>C, K SERIES PICKUP (2WD &amp; 4WD) (Cont'd)</b>			
1979	8 Cyl. 400 Gas Eng. w/o Hydro-Boost (4WD)	732-2154	732-0105
1979	8 Cyl. 454 Gas Eng. w/ Hydro-Boost (2WD)	732-2175	732-0105
1979	8 Cyl. 454 Gas Eng. w/ Hydro-Boost (4WD)	732-2179	732-0105
1979	8 Cyl. 454 Gas Eng. w/o Hydro-Boost (2WD)	732-2164	732-0105
1979	8 Cyl. 454 Gas Eng. w/o Hydro-Boost (4WD)	732-2154	732-0105
1978	6 Cyl. Eng. w/ Hydro-Boost	732-2175	732-0105
1978	6 Cyl. Eng. w/o Hydro-Boost	732-2153	732-0105
1978	8 Cyl. 305 Gas Eng. w/o Hydro-Boost, w/ 1 Mounting Hole in Reservoir	732-2139	732-0105
1978	8 Cyl. 305 Gas Eng. w/o Hydro-Boost, w/ 2 Mounting Holes/Studs in Reservoir	732-2137	732-0105
1978	8 Cyl. 350 Diesel Eng. w/ Hydro-Boost (2WD)	--	732-0105
1978	8 Cyl. 350 Gas Eng. w/ Hydro-Boost (2WD)	732-2179	732-0105
1978	8 Cyl. 350 Gas Eng. w/o Hydro-Boost, w/ 1 Mounting Hole in Reservoir	732-2139	732-0105
1978	8 Cyl. 350 Gas Eng. w/o Hydro-Boost, w/ 2 Mounting Holes/Studs in Reservoir	732-2137	732-0105
1978	8 Cyl. 400 Gas Eng. w/ Hydro-Boost (2WD)	732-2179	732-0105
1978	8 Cyl. 400 Gas Eng. w/o Hydro-Boost (4WD)	732-2154	732-0105
1978	8 Cyl. 454 Gas Eng. w/ Hydro-Boost (2WD)	732-2178	732-0105
1978	8 Cyl. 454 Gas Eng. w/ Hydro-Boost (4WD)	732-2179	732-0105
1978	8 Cyl. 454 Gas Eng. w/o Hydro-Boost (2WD)	732-2164	732-0105
1978	8 Cyl. 454 Gas Eng. w/o Hydro-Boost (4WD)	732-2154	732-0105
1977	6 Cyl. Eng. w/ Hydro-Boost	732-2175	732-0105
1977	6 Cyl. Eng. w/o Hydro-Boost	732-2153	732-0105
1977	8 Cyl. 305 & 350 Gas Eng. w/ Hydro-Boost (2WD)	--	732-0105
1977	8 Cyl. 305 & 350 Gas Eng. w/o Hydro-Boost, w/ 1 Mounting Hole in Reservoir	732-2139	732-0105
1977	8 Cyl. 305 & 350 Gas Eng. w/o Hydro-Boost, w/ 2 Mounting Holes/Studs in Reservoir	732-2137	732-0105
1977	8 Cyl. 400 Gas Eng. w/o Hydro-Boost	732-2154	732-0105
1977	8 Cyl. 454 Gas Eng. w/ Hydro-Boost (2WD)	732-2178	732-0105
1977	8 Cyl. 454 Gas Eng. w/ Hydro-Boost (4WD)	732-2179	732-0105
1977	8 Cyl. 454 Gas Eng. w/o Hydro-Boost (2WD)	732-2164	732-0105
1977	8 Cyl. 454 Gas Eng. w/o Hydro-Boost (4WD)	732-2154	732-0105

# Power Steering Pump

Years	Application	With Reservoir	Without Reservoir
<b>CHEVROLET/GMC TRUCKS (cont'd)</b>			
<b>C, K SERIES PICKUP (2WD &amp; 4WD) (Cont'd)</b>			
1976	6 Cyl. Eng. w/ Hydro-Boost	732-2175	732-0105
1976	6 Cyl. Eng. w/o Hydro-Boost	732-2153	732-0105
1976	8 Cyl. 305 & 350 Gas Eng. w/ Hydro-Boost (2WD)	732-2179	732-0105
1976	8 Cyl. 305 & 350 Gas Eng. w/o Hydro-Boost, w/ 1 Mounting Hole in Reservoir	732-2139	732-0105
1976	8 Cyl. 305 & 350 Gas Eng. w/o Hydro-Boost, w/ 2 Mounting Holes/Studs in Reservoir	732-2137	732-0105
1976	8 Cyl. 400 Gas Eng. w/o Hydro-Boost	732-2154	732-0105
1976	8 Cyl. 454 Gas Eng. w/ Hydro-Boost (2WD)	732-2176	732-0105
1976	8 Cyl. 454 Gas Eng. w/ Hydro-Boost (4WD)	732-2179	732-0105
1976	8 Cyl. 454 Gas Eng. w/o Hydro-Boost (2WD)	732-2164	732-0105
1976	8 Cyl. 454 Gas Eng. w/o Hydro-Boost (4WD)	732-2154	732-0105
1975	6 Cyl. Eng.	732-2153	732-0105
1975	8 Cyl. 305 & 350 Eng. w/ 1 Mounting Hole in Reservoir	732-2139	732-0105
1975	8 Cyl. 305 & 350 Eng. w/ 2 Mounting Holes/Studs in Reservoir	732-2137	732-0105
1975	8 Cyl. 400 Eng. (4WD)	732-2154	732-0105
1975	8 Cyl. 454 Eng. (2WD)	732-2164	732-0105
1975	8 Cyl. 454 Eng. (4WD)	732-2154	732-0105
1974-73	6 Cyl. Eng.	732-2131	732-0101
1974-73	8 Cyl. 307 & 350 Eng. (2WD)	732-2108	732-0101
1974-73	8 Cyl. 307 & 350 Eng. (4WD)	732-2108	732-0101
1974-73	8 Cyl. 400, 454 Eng. (4WD)	732-2132	732-0101
1974-73	8 Cyl. 454 Eng. (2WD)	732-2136	732-0101
1972-70	6 Cyl. Eng.	732-2112	732-0101
1972-70	8 Cyl. (4WD)	732-2112	732-0101
1972-70	8 Cyl. 307 & 350 Eng. (2WD)	732-2112	732-0101
1972-70	8 Cyl. 396 & 400 Eng. (2WD)	732-2135	732-0103
1972-70	8 Cyl. 402 Eng. (2WD)	--	732-0101
1969-68	6 Cyl. Eng.	732-2112	732-0101
1969-68	8 Cyl. (2WD) (Exc. 396 Eng.)	732-2112	732-0101
1969-68	8 Cyl. (2WD) 396 Eng.	732-2135	732-0103
1969-68	8 Cyl. (4WD)	732-2112	732-0101
1967-63	All	732-2112	732-0101
<b>CAPTIVA SPORT</b>			
2014-12	4 Cyl Eng. (US Equipped)	--	930-0113
2014-12	6 Cyl Eng. (US Equipped)	--	930-0114
<b>COLORADO, CANYON</b>			
2012-09	All (5.3L Eng.)	--	730-0137
2012-09	All (Exc. 5.3L Eng.)	734-74144	734-0144
2008-04	All	734-74144	734-0144
<b>EL CAMINO, CABALLERO, SPRINT</b>			
1988	All	731-2131	731-0118
1987-85	6 Cyl. 3.8L Eng.	731-2164	731-0127

Years	Application	With Reservoir	Without Reservoir
<b>CHEVROLET/GMC TRUCKS (cont'd)</b>			
<b>EL CAMINO, CABALLERO, SPRINT (Cont'd)</b>			
1987-85	6 Cyl. 4.3L Eng.	731-2131	731-0118
1987-85	8 Cyl. 5.0L Eng.	731-2131	731-0118
1984	6 Cyl. 3.8L Eng. (VIN Code 9)	731-2131	731-0127
1984	6 Cyl. 3.8L Eng. (VIN Code A)	731-2164	731-0127
1984	8 Cyl. Diesel Eng.	731-2220	731-0118
1984	8 Cyl. Gas Eng.	731-2131	731-0118
1983	6 Cyl. 3.8L Eng. (VIN Code 9)	731-2131	731-0118
1983	6 Cyl. 3.8L Eng. (VIN Code A)	731-2164	731-0127
1983	8 Cyl. Diesel Eng.	731-2220	731-0118
1983	8 Cyl. Gas Eng.	731-2131	731-0118
1982	6 Cyl. 3.8L Eng. (VIN Code A)	731-2164	731-0127
1982	6 Cyl. 3.8L Eng. (VIN Code K)	731-2131	731-0118
1982	8 Cyl. Diesel Eng.	731-2220	731-0118
1982	8 Cyl. Gas Eng.	731-2131	731-0118
1981	6 Cyl. 229 Eng. (VIN Code K)	731-2131	731-0127
1981	6 Cyl. 231 Eng. (VIN Code A) w/ Air Pump	731-2164	731-0127
1981	6 Cyl. 231 Eng. (VIN Code A) w/o Air Pump	731-2151	731-0127
1981	8 Cyl. 267 & 305 Eng.	731-2131	731-0118
1980	6 Cyl. 229 Eng. (VIN Code K)	731-2131	731-0118
1980	6 Cyl. 231 Eng. (VIN Code A)	731-2151	731-0127
1980	8 Cyl. 267 & 305 Eng.	731-2131	731-0118
1979	6 Cyl. 200 Eng. (VIN Code M)	732-2139	732-0105
1979	6 Cyl. 231 Eng. w/ A.C.	732-2150	732-0105
1979	6 Cyl. 231 Eng. w/o A.C., (1st Design) w/ 2 Mounting Holes on Back of Reservoir	732-2140	732-0105
1979	6 Cyl. 231 Eng. w/o A.C., (2nd Design) w/ 1 Mounting Hole on Back of Reservoir	732-2139	732-0105
1979	8 Cyl. 267, 305 & 350 Eng.	732-2159	732-0105
1978	6 Cyl. 200 Eng. (VIN Code M)	732-2139	732-0105
1978	6 Cyl. 231 Eng. w/ A.C.	732-2150	732-0105
1978	6 Cyl. 231 Eng. w/o A.C.	732-2140	732-0105
1978	8 Cyl. 305 & 350 Eng.	732-2139	732-0105
1977	6 Cyl. Eng. w/ Air Pump	732-2157	732-0105
1977	6 Cyl. Eng. w/o Air Pump, w/ "A" Shaped Reservoir	732-2138	732-0105
1977	6 Cyl. Eng. w/o Air Pump, w/ Round Reservoir	732-2164	732-0105
1977	8 Cyl. 305 & 350 Eng. w/ 1 Mounting Hole in Reservoir	732-2139	732-0105
1977	8 Cyl. 305 & 350 Eng. w/ 2 Mounting Holes/Studs in Reservoir	732-2137	732-0105
1976-75	6 Cyl. Eng. w/ Air Pump	732-2157	732-0105
1976-75	6 Cyl. Eng. w/o Air Pump	732-2138	732-0105
1976-75	8 Cyl. 305 & 350 Eng. w/ 1 Mounting Hole in Reservoir	732-2139	732-0105
1976-75	8 Cyl. 305 & 350 Eng. w/ 2 Mounting Holes/Studs in Reservoir	732-2137	732-0105
1976-75	8 Cyl. 400 & 454 Eng.	732-2154	732-0105
1974-73	6 Cyl. Eng. w/ "A" Shaped Reservoir	732-2109	732-0101
1974-73	6 Cyl. Eng. w/ Round Reservoir	732-2136	732-0101
1974-73	8 Cyl. 307 & 350 Eng.	732-2108	732-0101

## Power Steering Pump

Years	Application	With Reservoir	Without Reservoir
<b>CHEVROLET/GMC TRUCKS (cont'd)</b>			
<b>EL CAMINO, CABALLERO, SPRINT (Cont'd)</b>			
1974-73	8 Cyl. 400 & 454 Eng.	732-2132	732-0101
1972-71	6 Cyl. Eng.	732-2108	732-0101
1972-71	8 Cyl. 307 & 350 Eng.	732-2108	732-0101
1972-71	8 Cyl. 400 & 454 Eng.	732-2132	732-0101
1970	6 Cyl. Eng.	732-2108	732-0101
1970	8 Cyl. Eng.	732-2109	732-0101
1969	6 Cyl. Eng.	732-2132	732-0101
1969	8 Cyl. 307 & 350 Eng.	732-2132	732-0101
1969	8 Cyl. 396 Eng.	732-2108	732-0101
1968	6 Cyl. Eng.	732-2132	732-0101
1968	8 Cyl. 307 & 327 Eng.	732-2115	732-0103
1967-64	6 Cyl. Eng.	732-2132	732-0101
1967-64	8 Cyl. 283 & 327 Eng.	732-2115	732-0103
<b>EQUINOX</b>			
2014-10	6 Cyl. Eng.	--	730-0146
2009-08	6 Cyl. 3.6L Eng.	--	730-0127
<b>EXPRESS, SAVANA</b>			
2014-10	All Gas Eng.	731-2274	731-0118
2009-05	All	731-2274	731-0118
2004-03	All	731-2205	731-0117
2002-99	G1500	731-2274	731-0118
2002-99	G2500 w/ 7,300 lb. GVW (C6A)	731-2274	731-0118
2002-99	G2500 w/ 7,700 lb. GVW (C3F) or 8,600 lb. GVW (C6P)	731-2204	731-0125
2002-99	G3500	731-2204	731-0125
1998-97	All, Supplied w/ EVO By-Pass Pipe	731-2268BP	--
1998-97	All, Supplied w/o EVO Component	731-2268	731-0125
1996	G1500	731-2274	731-0118
1996	G2500, 6 Cyl. w/ JB6 Brakes	731-2274	731-0118
1996	G2500, 8 Cyl. Diesel Eng.	731-2183	731-0125
1996	G2500, 8 Cyl. Gas Eng.	731-2274	731-0118
1996	G3500 Express/Savana Van	731-2183	731-0125
<b>G SERIES VAN</b>			
1996	G30, 35 (Exc. Express/Savana Van)	731-2176	731-0125
1995-92	8 Cyl. Eng.	731-2176	731-0125
1995-92	G10, 6 Cyl. Eng.	731-2183	731-0125
1995-92	G20, 6 Cyl. Eng. (Over 8,500 lb. GVW)	731-2176	731-0125
1995-92	G20, 6 Cyl. Eng. (Under 8,500 lb. GVW)	731-2183	731-0125
1995-92	G30, 6 Cyl. Eng.	731-2176	731-0125
1991	6 Cyl. Eng.	731-2183	731-0125
1991	8 Cyl. Eng.	731-2176	731-0125
1990-89	6 Cyl. Eng.	731-2174	731-0125
1990-89	8 Cyl. Eng.	731-2176	731-0125
1988-87	6 Cyl. Eng.	731-2174	731-0125
1988-87	8 Cyl. 5.0L & 7.4L Gas Eng.	731-2176	731-0125
1988-87	8 Cyl. 5.7L Gas Eng. (VIN Code K)	731-2176	731-0125
1988-87	8 Cyl. 5.7L Gas Eng. (VIN Code M)	733-15103	733-0103
1988-87	8 Cyl. 6.2L Diesel Eng.	731-2176	731-0125
1986-85	6 Cyl. Eng.	733-15103	733-0103
1986-85	8 Cyl. 5.0L Gas Eng. (VIN Code F)	731-2186	731-0120

Years	Application	With Reservoir	Without Reservoir
<b>CHEVROLET/GMC TRUCKS (cont'd)</b>			
<b>G SERIES VAN (Cont'd)</b>			
1986-85	8 Cyl. 5.0L Gas Eng. (VIN Code H) w/ A.T.	731-2186	731-0120
1986-85	8 Cyl. 5.0L Gas Eng. (VIN Code H) w/ M.T.	733-15103	733-0103
1986-85	8 Cyl. 5.7L Gas Eng. (VIN Code L)	731-2186	731-0120
1986-85	8 Cyl. 5.7L Gas Eng. (VIN Code M)	733-15103	733-0103
1986-85	8 Cyl. 6.2 Diesel Eng. w/ A.C.	731-2176	731-0125
1986-85	8 Cyl. 6.2 Diesel Eng. w/o A.C.	731-2242	731-0125
1984	6 Cyl. Eng.	731-2174	731-0125
1984	8 Cyl. 5.0L Gas Eng. w/ Return Line Next to Pressure Port	731-2168	731-0125
1984	8 Cyl. 5.0L Gas Eng. w/ Return Line in Center of Reservoir	731-2172	731-0121
1984	G10, 20, 8 Cyl. 5.7L Gas Eng. w/ Return Line Next to Pressure Port	731-2168	731-0125
1984	G10, 20, 8 Cyl. 5.7L Gas Eng. w/ Return Line in Center of Reservoir	731-2172	731-0121
1984	G20, 30, 8 Cyl. 6.2L Diesel Eng. w/ A.C.	731-2176	731-0125
1984	G20, 30, 8 Cyl. 6.2L Diesel Eng. w/o A.C.	731-2242	731-0125
1984	G30, 8 Cyl. 5.7L Gas Eng. w/ Hydro-Boost	731-2223	731-0125
1984	G30, 8 Cyl. 5.7L Gas Eng. w/o Hydro-Boost w/ Return Line in Center of Reservoir	731-2172	731-0121
1984	G30, 8 Cyl. 5.7L Gas Eng. w/o Hydro-Boost w/ Return Line Next to Pressure Port	731-2168	731-0125
1983	6 Cyl. Eng.	731-2174	731-0125
1983	8 Cyl. 5.0L Eng. w/ Return Line Next to Pressure Port	731-2168	731-0125
1983	8 Cyl. 5.0L Eng. w/ Return Line in Center of Reservoir	731-2172	731-0121
1983	G10, 20, 8 Cyl. 5.7L Eng. w/ Return Line Next to Pressure Port	731-2168	731-0125
1983	G10, 20, 8 Cyl. 5.7L Eng. w/ Return Line in Center of Reservoir	731-2172	731-0121
1983	G20,30, 8 Cyl. 6.2L Diesel Eng. w/ A.C.	731-2176	731-0125
1983	G20,30, 8 Cyl. 6.2L Diesel Eng. w/o A.C.	731-2242	731-0125
1983	G30, 8 Cyl. 5.7L Eng. w/ Hydro-Boost	731-2223	731-0125
1983	G30, 8 Cyl. 5.7L Eng. w/o Hydro-Boost w/ Return Line Next to Pressure Port	731-2168	731-0125
1983	G30, 8 Cyl. 5.7L Eng. w/o Hydro-Boost, w/ Return Line in Center of Reservoir	731-2172	731-0121
1982-80	6 Cyl. Eng.	731-2174	731-0125
1982-80	8 Cyl. Eng. w/ Hydro-Boost	731-2223	731-0125
1982-80	8 Cyl. Eng. w/o Hydro-Boost w/ Return Line Next to Pressure Port	731-2168	731-0125
1982-80	8 Cyl. Eng. w/o Hydro-Boost, w/ Return Line in Center of Reservoir	731-2172	731-0121
1979	6 Cyl. Eng.	732-2164	732-0105
1979	8 Cyl. Eng. w/ Hydro-Boost	732-2173	732-0105
1979	8 Cyl. Eng. w/o Hydro-Boost	732-2146	732-0105
1978	6 Cyl. Eng. w/ Hydro-Boost (California)	--	732-0105



# Power Steering Pump

Years	Application	With Reservoir	Without Reservoir
<b>CHEVROLET/GMC TRUCKS (cont'd)</b>			
<b>G SERIES VAN (Cont'd)</b>			
1978	6 Cyl. Eng. w/ Hydro-Boost (Exc. California)	732-2174	732-0105
1978	6 Cyl. Eng. w/o Hydro-Boost	732-2164	732-0105
1978	8 Cyl. Eng. w/ Hydro-Boost	732-2173	732-0105
1978	8 Cyl. Eng. w/o Hydro-Boost	732-2146	732-0105
1977-76	6 Cyl. Eng. w/ Hydro-Boost	732-2174	732-0105
1977-76	6 Cyl. Eng. w/o Hydro-Boost	732-2164	732-0105
1977-76	8 Cyl. Eng. w/ Hydro-Boost	732-2173	732-0105
1977-76	8 Cyl. Eng. w/o Hydro-Boost	732-2146	732-0105
1975	6 Cyl. Eng.	732-2164	732-0105
1975	8 Cyl. Eng. w/ Hydro-Boost	--	732-0105
1975	8 Cyl. Eng. w/o Hydro-Boost	732-2146	732-0105
1974-73	6 Cyl. Eng.	732-2108	732-0101
1974-73	8 Cyl. Eng. w/ Hydro-Boost	--	732-0101
1974-73	8 Cyl. Eng. w/o Hydro-Boost	732-2124	732-0101
1972-71	6 Cyl. Eng.	732-2112	732-0101
1972-71	8 Cyl. Eng.	732-2124	732-0101
<b>LLV (POST OFFICE VEHICLE)</b>			
1995-94	All Right-Hand Drive (S-10 Chassis)	734-66104	734-0104
1993-87	All Right-Hand Drive (S-10 Chassis)	733-16137	733-0137
<b>LUMINA VAN</b>			
1996	All	734-70102	734-0102
1995-92	6 Cyl. 3.1L Eng.	733-01139	733-0139
1995-92	6 Cyl. 3.8L Eng.	734-60103	734-0103
1991-90	6 Cyl. 3.1L Eng.	733-01139	733-0139
<b>LUV PICK-UP</b>			
1982	4 Cyl. Diesel Eng.	--	930-0109
1982	4 Cyl. Gas Eng.	--	930-0110
1981	4 Cyl. Diesel Eng.	--	930-0109
<b>P SERIES</b>			
1999-98	6 Cyl. 4.3L Eng.	731-2273	731-0125
1999-98	8 Cyl. 5.7L Eng. (VIN Code R)	731-2273	731-0125
1999-98	8 Cyl. 6.5L Eng. (VIN Code F) w/ 2 Wheel Disc Brakes	731-2250	731-0125
1999-98	8 Cyl. 6.5L Eng. (VIN Code F) w/ 4 Wheel Disc Brakes	731-2256	731-0125
1999-98	8 Cyl. 6.5L Eng. (VIN Code Y)	731-2250	731-0125
1999-98	8 Cyl. 7.4L Eng. (VIN Code B)	736-2101	736-0104
1999-98	8 Cyl. 7.4L Eng. (VIN Code J)	731-2266	731-0118
1997	6 Cyl. 4.3L Eng.	731-2273	731-0125
1997	8 Cyl. 5.7L Eng. (VIN Code R)	731-2273	731-0125
1997	8 Cyl. 6.5L Eng. (VIN Code F) w/ 2 Wheel Disc Brakes	731-2250	731-0125
1997	8 Cyl. 6.5L Eng. (VIN Code F) w/ 4 Wheel Disc Brakes	731-2256	731-0125
1997	8 Cyl. 6.5L Eng. (VIN Code Y)	731-2250	731-0125
1997	8 Cyl. 7.4L Eng. (VIN Code J)	731-2266	731-0118
1997	8 Cyl. 7.4L Eng. (VIN Code N) w/ 2 Wheel Disc Brakes	731-2249	731-0125
1997	8 Cyl. 7.4L Eng. (VIN Code N) w/ 4 Wheel Disc Brakes	731-2258	731-0125
1996	6 Cyl. 4.3L Eng.	731-2273	731-0125

Years	Application	With Reservoir	Without Reservoir
<b>CHEVROLET/GMC TRUCKS (cont'd)</b>			
<b>P SERIES (Cont'd)</b>			
1996	8 Cyl. 5.7L Eng. (VIN Code K, R)	731-2273	731-0125
1996	8 Cyl. 6.5L Eng. (VIN Code F) w/ 4 Wheel Disc Brakes	731-2256	731-0125
1996	8 Cyl. 6.5L Eng. (VIN Code F) w/ 2 Wheel Disc Brakes	731-2250	731-0125
1996	8 Cyl. 6.5L Eng. (VIN Code Y)	731-2250	731-0125
1996	8 Cyl. 7.4L Eng. (VIN Code J)	731-2266	731-0118
1996	8 Cyl. 7.4L Eng. (VIN Code N) (Exc. Motor Home w/ Cab)	731-2225	731-0118
1996	8 Cyl. 7.4L Eng. Motor Home (w/ Cab), w/ 4 Wheel Disc Brakes	731-2225	731-0118
1996	8 Cyl. 7.4L Eng. Motor Home (w/o Cab), w/ 2 Wheel Disc Brakes	731-2249	731-0125
1996	8 Cyl. 7.4L Eng. Motor Home (w/o Cab), w/ 4 Wheel Disc Brakes	731-2258	731-0125
1995	6 Cyl. 4.3L Eng.	731-2223	731-0125
1995	8 Cyl. 5.7L Eng. (VIN Code T)	731-2223	731-0125
1995	8 Cyl. 5.7L Eng. (VIN Code K)	731-2228	731-0125
1995	8 Cyl. 6.5L Eng. (Exc. Motor Home)	731-2250	731-0125
1995	8 Cyl. 6.5L Eng. Motor Home w/ 2 Wheel Disc Brakes	731-2250	731-0125
1995	8 Cyl. 6.5L Eng. Motor Home w/ 4 Wheels Disc Brakes	731-2256	731-0125
1995	8 Cyl. 7.4L Eng. (w/ Cab)	731-2225	731-0118
1995	8 Cyl. 7.4L Eng. (w/o Cab) w/ 2 Wheel Disc Brakes	731-2249	731-0125
1995	8 Cyl. 7.4L Eng. (w/o Cab) w/ 4 Wheel Disc Brakes	731-2258	731-0125
1994	6 Cyl. Eng. w/ Hydro-Boost	731-2223	731-0125
1994	6 Cyl. Eng. w/o Hydro-Boost	731-2172	731-0121
1994	8 Cyl. 5.7L Eng. w/ Cab	731-2228	731-0125
1994	8 Cyl. 5.7L Eng. w/o Cab, w/ Hydro-Boost	731-2223	731-0125
1994	8 Cyl. 5.7L Eng. w/o Cab, w/o Hydro-Boost	731-2172	731-0121
1994	8 Cyl. 6.5L Eng. (Exc. Motor Home)	731-2250	731-0125
1994	8 Cyl. 6.5L Eng. Motor Home w/ 2 Wheels Disc Brakes	731-2250	731-0125
1994	8 Cyl. 6.5L Eng. Motor Home w/ 4 Wheels Disc Brakes	731-2256	731-0125
1994	8 Cyl. 7.4L Eng. (Exc. Motor Home)	731-2225	731-0118
1994	8 Cyl. 7.4L Eng. Motor Home w/ Cab	731-2225	731-0118
1994	8 Cyl. 7.4L Eng. Motor Home w/o Cab, w/ 2 Wheel Disc Brakes	731-2249	731-0125
1994	8 Cyl. 7.4L Eng. Motor Home w/o Cab, w/ 4 Wheel Disc Brakes	731-2258	731-0125
1993	6 Cyl. 4.3L Eng. w/ Hydro-Boost	731-2223	731-0125
1993	6 Cyl. 4.3L Eng. w/o Hydro-Boost	731-2172	731-0121
1993	8 Cyl. 5.7L Gas Eng. w/ Cab	731-2228	731-0125
1993	8 Cyl. 5.7L Gas Eng. w/o Cab, w/ Hydro-Boost	731-2223	731-0125
1993	8 Cyl. 5.7L Gas Eng. w/o Cab, w/o Hydro-Boost	731-2172	731-0121
1993	8 Cyl. 6.2L Diesel Eng. (Exc. Motor Home)	731-2231	731-0127

# Power Steering Pump

Years	Application	With Reservoir	Without Reservoir
<b>CHEVROLET/GMC TRUCKS (cont'd)</b>			
<b>P SERIES (Cont'd)</b>			
1993	8 Cyl. 6.2L Diesel Eng. Motor Home	731-2230	731-0127
1993	8 Cyl. 7.4L Gas Eng.	731-2225	731-0118
1992	6 Cyl. 4.3L Eng. w/ Hydro-Boost	731-2223	731-0125
1992	6 Cyl. 4.3L Eng. w/o Hydro-Boost	731-2172	731-0121
1992	8 Cyl. 5.7L Gas Eng. w/ Hydro-Boost	731-2223	731-0125
1992	8 Cyl. 5.7L Gas Eng. w/o Hydro-Boost	731-2172	731-0121
1992	8 Cyl. 6.2L Diesel Eng. (Exc. Motor Home)	731-2231	731-0127
1992	8 Cyl. 6.2L Diesel Eng. Motor Home	731-2230	731-0127
1992	8 Cyl. 7.4L Gas Eng.	731-2225	731-0118
1991	4 Cyl. 3.9L Diesel Eng.	731-2244	731-0125
1991	6 Cyl. 4.3L Gas Eng. w/ Hydro-Boost	731-2223	731-0125
1991	6 Cyl. 4.3L Gas Eng. w/o Hydro-Boost	731-2172	731-0121
1991	8 Cyl. 5.7L Gas Eng. w/ Hydro-Boost	731-2223	731-0125
1991	8 Cyl. 5.7L Gas Eng. w/o Hydro-Boost	731-2172	731-0121
1991	8 Cyl. 6.2L Diesel Eng. (Exc. Motor Home)	731-2231	731-0127
1991	8 Cyl. 6.2L Diesel Eng. Motor Home	731-2230	731-0127
1991	8 Cyl. 7.4L Gas Eng.	731-2225	731-0118
1990	4 Cyl. 3.9L Diesel Eng.	731-2244	731-0125
1990	6 Cyl. 4.3L Gas Eng.	731-2223	731-0125
1990	8 Cyl. 5.7L Gas Eng. w/ Hydro-Boost	731-2223	731-0125
1990	8 Cyl. 5.7L Gas Eng. w/o Hydro-Boost	731-2172	731-0121
1990	8 Cyl. 6.2L Diesel Eng. (Exc. Motor Home)	731-2242	731-0125
1990	8 Cyl. 6.2L Diesel Eng. Motor Home	731-2230	731-0127
1990	8 Cyl. 7.4L Gas Eng.	731-2225	731-0118
1989	8 Cyl. 6.2L Diesel Eng. Motor Home	731-2230	731-0127
1989	8 Cyl. 7.4L Gas Eng.	731-2225	731-0118
1989	P20, 6 Cyl. 4.3 & 4.8L Eng.	731-2174	731-0125
1989	P20, 8 Cyl. 5.7L Gas Eng.	731-2172	731-0121
1989	P20, 8 Cyl. 6.2L Diesel Eng. (Exc. Motor Home)	731-2242	731-0125
1989	P30, 6 Cyl. 4.3 & 4.8L Eng. w/ Hydro-Boost	731-2241	731-0125
1989	P30, 6 Cyl. 4.3 & 4.8L Eng. w/o Hydro-Boost	731-2174	731-0125
1989	P30, 8 Cyl. 5.7L Gas Eng. w/ Hydro-Boost	731-2223	731-0125
1989	P30, 8 Cyl. 5.7L Gas Eng. w/o Hydro-Boost	731-2172	731-0121
1989	P30, 8 Cyl. 6.2L Diesel Eng. (Exc. Motor Home) w/ Remote Fill Pump	731-2244	731-0125
1989	P30, 8 Cyl. 6.2L Diesel Eng. (Exc. Motor Home) w/o Remote Fill Pump	731-2242	731-0125
1988	8 Cyl. 6.2L Eng., Motor Home	731-2230	731-0127
1988	8 Cyl. 7.4L Gas Eng.	731-2225	731-0118
1988	P20, 6 Cyl. 4.8L Eng.	731-2174	731-0125
1988	P20, 8 Cyl. 5.7L Gas Eng.	731-2172	731-0121
1988	P20, 8 Cyl. 6.2L Diesel Eng. (Exc. Motor Home)	731-2242	731-0125
1988	P30, 6 Cyl. 4.8L Eng. w/ Hydro-Boost	731-2241	731-0125
1988	P30, 6 Cyl. 4.8L Eng. w/o Hydro-Boost	731-2174	731-0125

Years	Application	With Reservoir	Without Reservoir
<b>CHEVROLET/GMC TRUCKS (cont'd)</b>			
<b>P SERIES (Cont'd)</b>			
1988	P30, 8 Cyl. 5.7L Gas Eng. w/ Hydro-Boost	731-2223	731-0125
1988	P30, 8 Cyl. 5.7L Gas Eng. w/o Hydro Boost	731-2172	731-0121
1988	P30, 8 Cyl. 6.2L Diesel Eng. (Exc. Motor Home) w/ Remote Fill Pump	731-2240	731-0125
1988	P30, 8 Cyl. 6.2L Diesel Eng. (Exc. Motor Home) w/o Remote Fill Pump	731-2242	731-0125
1987	8 Cyl. 6.2L Diesel Eng. Motor Home	731-2230	731-0127
1987	8 Cyl. 7.4L Gas Eng.	731-2225	731-0118
1987	P20, 6 Cyl. 4.8L Eng.	731-2174	731-0125
1987	P20, 8 Cyl. 5.7L Gas Eng.	731-2172	731-0121
1987	P20, 8 Cyl. 6.2L Diesel Eng. (Exc. Motor Home)	731-2242	731-0125
1987	P30, 6 Cyl. 4.8L Eng. w/ Hydro-Boost	731-2241	731-0125
1987	P30, 6 Cyl. 4.8L Eng. w/o Hydro-Boost	731-2174	731-0125
1987	P30, 8 Cyl. 5.7L Gas Eng. w/ Hydro-Boost	731-2223	731-0125
1987	P30, 8 Cyl. 5.7L Gas Eng. w/o Hydro-Boost	731-2172	731-0121
1987	P30, 8 Cyl. 6.2L Diesel Eng. (Exc. Motor Home)	731-2242	731-0125
1986	8 Cyl. 6.2L Diesel Eng. (Exc. Motor Home)	731-2242	731-0125
1986	8 Cyl. 6.2L Diesel Eng. Motor Home	731-2230	731-0127
1986	8 Cyl. 7.4L Gas Eng. (Exc. Motor Home)	731-2236	731-0118
1986	8 Cyl. 7.4L Gas Eng. Motor Home	731-2225	731-0118
1986	P20, 6 Cyl. 4.8L Eng.	731-2174	731-0125
1986	P20, 8 Cyl. 5.7L Gas Eng.	731-2172	731-0121
1986	P30, 6 Cyl. 4.8L Eng. w/ Hydro-Boost	731-2241	731-0125
1986	P30, 6 Cyl. 4.8L Eng. w/o Hydro-Boost	731-2174	731-0125
1986	P30, 8 Cyl. 5.7L Gas Eng. w/ Hydro-Boost	731-2223	731-0125
1986	P30, 8 Cyl. 5.7L Gas Eng. w/o Hydro-Boost	731-2172	731-0121
1985-84	P20 & P30, 8 Cyl. 6.2L Diesel Eng. (Exc. Motor Home) w/ A.C.	731-2240	731-0125
1985-84	P20 & P30, 8 Cyl. 6.2L Diesel Eng. (Exc. Motor Home) w/o A.C.	731-2242	731-0125
1985-84	P20, 6 Cyl. 4.8L Eng.	731-2174	731-0125
1985-84	P20, 8 Cyl. 5.7L Gas Eng.	731-2172	731-0121
1985-84	P30, 6 Cyl. 4.8L Eng. w/ Hydro-Boost	731-2241	731-0125
1985-84	P30, 6 Cyl. 4.8L Eng. w/o Hydro-Boost	731-2174	731-0125
1985-84	P30, 8 Cyl. 5.7L Gas Eng. w/ Hydro-Boost	731-2223	731-0125
1985-84	P30, 8 Cyl. 5.7L Gas Eng. w/o Hydro-Boost	731-2172	731-0121
1985-84	P30, 8 Cyl. 6.2L Diesel Eng. Motor Home	731-2230	731-0127
1985-84	P30, 8 Cyl. 7.4L Gas Eng. (Exc. Motor Home)	731-2236	731-0118
1985-84	P30, 8 Cyl. 7.4L Gas Eng. Motor Home	731-2225	731-0118
1983	P20, 6 Cyl. 4.8L Eng.	731-2174	731-0125
1983	P20, 8 Cyl. 5.7L Gas Eng.	731-2172	731-0121
1983	P20, 8 Cyl. 6.2L Diesel Eng.	731-2242	731-0125
1983	P30, 6 Cyl. 4.8L Eng. w/ Hydro-Boost	731-2241	731-0125
1983	P30, 6 Cyl. 4.8L Eng. w/o Hydro-Boost	731-2174	731-0125
1983	P30, 8 Cyl. 5.7L Gas Eng. w/ Hydro-Boost	731-2223	731-0125

## Power Steering Pump

Years	Application	With Reservoir	Without Reservoir
<b>CHEVROLET/GMC TRUCKS (cont'd)</b>			
<b>P SERIES (Cont'd)</b>			
1983	P30, 8 Cyl. 5.7L Gas Eng. w/o Hydro-Boost	731-2172	731-0121
1983	P30, 8 Cyl. 6.2L Diesel Eng. (Exc. Motor Home)	731-2242	731-0125
1983	P30, 8 Cyl. 6.2L Diesel Eng. Motor Home	731-2230	731-0127
1983	P30, 8 Cyl. 7.4L Gas Eng. (Exc. Motor Home)	731-2236	731-0118
1983	P30, 8 Cyl. 7.4L Gas Eng. Motor Home	731-2225	731-0118
1982	8 Cyl. 7.4L Gas Eng. (Exc. Motor Home)	731-2236	731-0118
1982	8 Cyl. 7.4L Gas Eng. Motor Home	731-2225	731-0118
1982	P20, 6 Cyl. 4.8L Eng.	731-2174	731-0125
1982	P20, 8 Cyl. 5.7L Gas Eng.	731-2172	731-0121
1982	P20, 8 Cyl. 6.2L Diesel Eng.	731-2227	731-0125
1982	P30, 6 Cyl. 4.8L Eng. w/ Hydro-Boost	731-2241	731-0125
1982	P30, 6 Cyl. 4.8L Eng. w/o Hydro-Boost	731-2174	731-0125
1982	P30, 8 Cyl. 5.7L Gas Eng. (Exc. Motor Home) w/ Hydro-Boost	731-2227	731-0125
1982	P30, 8 Cyl. 5.7L Gas Eng. (Exc. Motor Home) w/o Hydro-Boost	731-2172	731-0121
1982	P30, 8 Cyl. 5.7L Gas Eng. Motor Home	731-2239	731-0127
1982	P30, 8 Cyl. 6.2L Diesel Eng. (Exc. Motor Home)	731-2227	731-0125
1982	P30, 8 Cyl. 6.2L Diesel Eng. Motor Home	731-2230	731-0127
1981	8 Cyl. 7.4L Gas Eng. (Exc. Motor Home)	731-2236	731-0118
1981	8 Cyl. 7.4L Gas Eng. Motor Home	731-2225	731-0118
1981	P20, 6 Cyl. 4.8L Eng.	731-2174	731-0125
1981	P20, 8 Cyl. 5.7L Gas Eng.	731-2173	731-0125
1981	P30, 6 Cyl. 4.8L Eng. w/ Hydro-Boost	731-2241	731-0125
1981	P30, 6 Cyl. 4.8L Eng. w/o Hydro-Boost	731-2174	731-0125
1981	P30, 8 Cyl. 5.7L Gas Eng. (Exc. Motor Home) w/ Hydro-Boost	731-2227	731-0125
1981	P30, 8 Cyl. 5.7L Gas Eng. (Exc. Motor Home) w/o Hydro-Boost	731-2173	731-0125
1981	P30, 8 Cyl. 5.7L Gas Eng. Motor Home	731-2239	731-0127
1980	8 Cyl. 7.4L Eng. (Exc. Motor Home)	731-2236	731-0118
1980	8 Cyl. 7.4L Eng. Motor Home	731-2225	731-0118
1980	P20, 6 Cyl. 4.8L Eng.	731-2174	731-0125
1980	P20, 8 Cyl. 5.7L Eng.	731-2173	731-0125
1980	P30, 6 Cyl. 4.8L Eng. w/ Hydro-Boost	731-2241	731-0125
1980	P30, 6 Cyl. 4.8L Eng. w/o Hydro-Boost	731-2174	731-0125
1980	P30, 8 Cyl. 5.7L Eng. w/ Hydro-Boost	731-2227	731-0125
1980	P30, 8 Cyl. 5.7L Eng. w/o Hydro-Boost	731-2173	731-0125
1979-75	6 Cyl. Eng.	--	732-0105
1979-75	8 Cyl. (Exc. Motor Home)	--	732-0105
1979-75	8 Cyl. 7.4L Eng. Motor Home	732-2177	732-0105
<b>R, V SERIES PICKUP (2WD &amp; 4WD)</b>			
1991	R, V 3500, 8 Cyl. 5.7L Gas Eng.	731-2227	731-0125
1991	R, V 3500, 8 Cyl. 6.2L Diesel Eng. w/ A.C.	731-2237	731-0125
1991	R, V 3500, 8 Cyl. 6.2L Diesel Eng. w/o A.C.	731-2238	731-0125
1991	R, V 3500, 8 Cyl. 7.4L Gas Eng.	731-2226	731-0125
1990	R 2500, 8 Cyl. 5.7L Gas Eng.	731-2175	731-0125

Years	Application	With Reservoir	Without Reservoir
<b>CHEVROLET/GMC TRUCKS (cont'd)</b>			
<b>R, V SERIES PICKUP (2WD &amp; 4WD) (Cont'd)</b>			
1990	R 2500, 8 Cyl. 7.4L Gas Eng.	731-2182	731-0118
1990	R, V 3500, 8 Cyl. 5.7L Gas Eng.	731-2227	731-0125
1990	R, V 3500, 8 Cyl. 6.2L Diesel Eng. w/ A.C.	731-2237	731-0125
1990	R, V 3500, 8 Cyl. 6.2L Diesel Eng. w/o A.C.	731-2238	731-0125
1990	R, V 3500, 8 Cyl. 7.4L Gas Eng.	731-2226	731-0125
1989	R 2500, 6 Cyl. 4.8L Gas Eng.	731-2155	731-0125
1989	R 2500, 8 Cyl. 5.7L Gas Eng.	731-2175	731-0125
1989	R 2500, 8 Cyl. 7.4L Gas Eng.	731-2182	731-0118
1989	R 3500, 6 Cyl. 4.8L Gas Eng.	731-2227	731-0125
1989	R, V 3500, 8 Cyl. 5.7L Gas Eng.	731-2227	731-0125
1989	R, V 3500, 8 Cyl. 6.2L Diesel Eng. w/ A.C.	731-2237	731-0125
1989	R, V 3500, 8 Cyl. 6.2L Diesel Eng. w/o A.C.	731-2238	731-0125
1989	R, V 3500, 8 Cyl. 7.4L Gas Eng.	731-2226	731-0125
1989	V 3500, 6 Cyl. 4.8L Eng.	731-2224	731-0125
1988	R 2500 & R, V 3500, 8 Cyl. 6.2L Diesel Eng. w/o A.C.	731-2238	731-0125
1988	R 2500, 6 Cyl. 4.8L Gas Eng.	731-2155	731-0125
1988	R 2500, 8 Cyl. 5.0L Gas Eng.	731-2175	731-0125
1988	R 2500, 8 Cyl. 5.7L Gas Eng.	731-2175	731-0125
1988	R 2500, 8 Cyl. 7.4L Gas Eng.	731-2182	731-0118
1988	R, V 3500, 6 Cyl. 4.8L Gas Eng.	731-2224	731-0125
1988	R, V 3500, 8 Cyl. 5.7L Gas Eng.	731-2227	731-0125
1988	R, V 3500, 8 Cyl. 6.2L Diesel Eng. w/ A.C.	731-2237	731-0125
1988	R, V 3500, 8 Cyl. 7.4L Gas Eng.	731-2226	731-0125
1987	8 Cyl. 6.2L Diesel Eng. w/ A.C.	731-2237	731-0125
1987	8 Cyl. 6.2L Diesel Eng. w/o A.C.	731-2238	731-0125
1987	R 2500, 8 Cyl. 7.4L Gas Eng.	731-2182	731-0118
1987	R, V 1500 & 2500, 6 Cyl. 4.3L Gas Eng.	731-2173	731-0125
1987	R, V 1500 & 2500, 8 Cyl. 5.0L Gas Eng.	731-2175	731-0125
1987	R, V 1500 & 2500, 8 Cyl. 5.7L Gas Eng.	731-2175	731-0125
1987	R, V 2500, 6 Cyl. 4.8L Eng.	731-2155	731-0125
1987	R, V 3500, 6 Cyl. 4.8L Gas Eng.	731-2224	731-0125
1987	R, V 3500, 8 Cyl. 5.7L Gas Eng.	731-2227	731-0125
1987	R, V 3500, 8 Cyl. 7.4L Gas Eng.	731-2226	731-0125
<b>S SERIES BLAZER, JIMMY, PICKUP (Including Sonoma, Cyclone &amp; Typhoon)</b>			
1998-97	Pickup Electric 85kW Eng.	--	730-0133
<b>S SERIES BLAZER, JIMMY, PICKUP (Including Sonoma, Cyclone &amp; Typhoon)</b>			
2005-04	All	731-2253	731-0115
2003-00	4 Cyl. 2.2L Eng.	--	734-0131
2003-00	6 Cyl. 4.3L Eng.	731-2253	731-0115
1999-96	4 Cyl. 2.2L Gas Eng. Pickup	734-71136	734-0136
1999-96	6 Cyl. 4.3L Gas Eng. Pickup	731-2253	731-0115
1999-96	Blazer & Jimmy	731-2253	731-0115
1995	4 Cyl. 2.2L Eng. Pickup	734-71136	734-0136
1995	6 Cyl. 4.3L Eng. Blazer, Jimmy, w/ Dual Diaphragm Booster	731-2144	731-0117
1995	6 Cyl. 4.3L Eng. Pickup	731-2144	731-0117

## Power Steering Pump

Years	Application	With Reservoir	Without Reservoir
<b>CHEVROLET/GMC TRUCKS (cont'd)</b>			
<b>S SERIES BLAZER, JIMMY, PICKUP (Including Sonoma, Syclone &amp; Typhoon) (Cont'd)</b>			
1994	4 Cyl. Eng. Pickup	734-66104	734-0104
1994	6 Cyl. 4.3L Eng. Blazer, Jimmy, w/ Dual Diaphragm Booster	731-2144	731-0117
1994	6 Cyl. 4.3L Eng. Blazer, Jimmy, w/ Single Diaphragm Booster	731-2248	731-0125
1994	6 Cyl. 4.3L Eng. Pickup	731-2144	731-0117
1993	4 Cyl. Eng. Pickup	--	733-0123
1993	6 Cyl. 2.8L Eng. Pickup	731-2136	731-0117
1993	6 Cyl. 4.3L Eng. Blazer, Jimmy, Pickup	731-2144	731-0117
1992	4 Cyl. Eng. Pickup	--	733-0123
1992	6 Cyl. 2.8L Eng. Pickup	731-2136	731-0117
1992	6 Cyl. 4.3L Eng. Blazer, Jimmy, Pickup	731-2144	731-0117
1991	4 Cyl. Eng. Pickup	--	733-0123
1991	6 Cyl. 2.8L Eng. Pickup	731-2136	731-0117
1991	6 Cyl. 4.3L Eng. Blazer, Jimmy, Pickup	731-2144	731-0117
1990	4 Cyl. Eng. Pickup	--	733-0123
1990	6 Cyl. 2.8L Eng. Pickup	731-2136	731-0117
1990	6 Cyl. 4.3L Eng. Blazer, Jimmy, Pickup	731-2144	731-0117
1989	4 Cyl. Eng. Pickup	--	733-0123
1989	6 Cyl. 2.8L Eng. Blazer, Jimmy, Pickup	731-2136	731-0117
1989	6 Cyl. 4.3L Eng. Blazer, Jimmy, Pickup	731-2144	731-0117
1988	4 Cyl. Eng.	--	733-0123
1988	6 Cyl. 2.8L Eng.	731-2136	731-0117
1988	6 Cyl. 4.3L Eng.	731-2144	731-0117
1987	4 Cyl. Eng.	--	733-0123
1987	6 Cyl. Eng.	731-2136	731-0117
1986	4 Cyl. Eng.	--	733-0123
1986	6 Cyl. Eng.	731-2164	731-0127
1985	4 Cyl. 1.9L Gas Eng. w/ A.C.	731-2177	731-0118
1985	4 Cyl. 1.9L Gas Eng. w/o A.C.	731-2137	731-0116
1985	4 Cyl. 2.2L Diesel Eng.	--	733-0123
1985	4 Cyl. 2.5L Gas Eng.	--	733-0123
1985	6 Cyl. Eng.	731-2164	731-0127
1984	4 Cyl. 1.9L Gas Eng. w/ A.C.	731-2177	731-0118
1984	4 Cyl. 1.9L Gas Eng. w/o A.C.	731-2137	731-0116
1984	4 Cyl. 2.0L Gas Eng.	731-2145	731-0125
1984	4 Cyl. 2.2L Diesel Eng.	--	733-0123
1984	6 Cyl. Eng.	731-2164	731-0127
1983	4 Cyl. 1.9L Eng. w/ A.C.	731-2177	731-0118
1983	4 Cyl. 1.9L Eng. w/o A.C.	731-2137	731-0116
1983	4 Cyl. 2.0L Eng.	731-2145	731-0125
1983	6 Cyl. Eng.	731-2164	731-0127
1982	4 Cyl. w/ A.C.	731-2177	731-0118
1982	4 Cyl. w/o A.C.	731-2137	731-0116
1982	6 Cyl. Eng.	731-2164	731-0127
<b>SIERRA CLASSIC SERIES PICKUP (2WD &amp; 4WD)</b>			
2007	1500 2WD	731-2252	731-0125
2007	1500 2WD, Hybrid	--	730-0118
2007	1500 4WD	731-2221	731-0118
2007	2500, 3500 6.0L Eng.	731-2251	731-0125

Years	Application	With Reservoir	Without Reservoir
<b>CHEVROLET/GMC TRUCKS (cont'd)</b>			
<b>SIERRA CLASSIC SERIES PICKUP (2WD &amp; 4WD) (Cont'd)</b>			
2007	2500, 3500 6.6L Eng.	731-2275	731-0125
<b>SIERRA CLASSIC SERIES PICKUP (2WD &amp; 4WD) HD</b>			
2007	1500 HD, 6.0L Eng.	731-2251	731-0125
2007	2500 HD, 6.0L Eng.	731-2251	731-0125
2007	2500 HD, 6.6L Eng.	731-2275	731-0125
<b>SIERRA DENALI</b>			
2014	6.0L Eng.	--	730-0143
2014	6.6L Eng.	--	730-0141
2013-11	6.0L Eng.	--	730-0143
2013-11	6.2L Eng.	731-2252	731-0125
2013-11	6.6L Eng.	--	730-0141
2010-07	6.2L Eng.	731-2252	731-0125
2006-02	6.0L Eng.	731-2251	731-0125
<b>SIERRA DENALI CLASSIC</b>			
2007	6.0L Eng.	731-2251	731-0125
<b>SIERRA PICKUP (2WD &amp; 4WD)</b>			
2013	1500, 6 Cyl. Eng.	731-2282	731-0125
2013	1500, 8 Cyl. Eng. (Exc. Hybrid)	731-2252	731-0125
2012-11	1500, 6 Cyl. Eng.	731-2282	731-0125
2012-11	1500, 8 Cyl. Eng. (Exc. Hybrid)	731-2252	731-0125
2012-11	2500, 3500 6.0L Eng.	--	730-0143
2012-11	2500, 3500 6.6L Eng.	--	730-0141
2010-09	1500, 6 Cyl. Eng.	731-2282	731-0125
2010-09	1500, 8 Cyl. Eng. (Exc. Hybrid)	731-2252	731-0125
2010-09	2500, 3500 6.0L Eng.	731-2251	731-0125
2010-09	2500, 3500 6.6L Eng.	731-2275	731-0125
2010-09	2500, 3500 8.1L Eng.	731-2276	731-0125
2008-07	1500, 6 Cyl. Eng.	731-2282	731-0125
2008-07	1500, 8 Cyl. Eng.	731-2252	731-0125
2008-07	2500, 3500 6.0L Eng.	731-2251	731-0125
2008-07	2500, 3500 6.6L Eng.	731-2275	731-0125
2008-07	2500, 3500 8.1L Eng.	731-2276	731-0125
2006-01	1500 Crew Cab (Exc. 6.0L Eng.) w/ Luxury Edition Pkg. (Y91)	731-2252	731-0125
2006-01	1500 Crew Cab (Exc. 6.0L Eng.) w/o Luxury Edition Pkg. (Y91)	731-2221	731-0118
2006-01	1500 Crew Cab 6.0L Eng.	731-2251	731-0125
2006-01	1500 Extended Cab (Exc. Hybrid) 2WD (Exc. High Output Eng. Pkg. (B4V))	731-2221	731-0118
2006-01	1500 Extended Cab (Exc. Hybrid) 2WD w/ High Output Eng. Pkg. (B4V)	731-2252	731-0125
2006-01	1500 Extended Cab (Exc. Hybrid) 4WD (Exc. Sport Performance Pkg. (B4U)) Luxury Edition Pkg. (Y91) or Off Road Sales Pkg. (9G3)	731-2221	731-0118
2006-01	1500 Extended Cab (Exc. Hybrid) 4WD Sport Performance Pkg. (B4U), Luxury Edition Pkg. (Y91) or Off Road Sales Pkg. (9G3)	731-2252	731-0125
2006-01	1500 Extended Cab w/ Hybrid Electronic Power (HP2)	--	730-0118
2006-01	1500 Standard Cab	731-2221	731-0118

## Power Steering Pump

Years	Application	With Reservoir	Without Reservoir
<b>CHEVROLET/GMC TRUCKS (cont'd)</b>			
<b>SIERRA PICKUP (2WD &amp; 4WD) (Cont'd)</b>			
2006-01	2500, 3500 6.0L Eng.	731-2251	731-0125
2006-01	2500, 3500 6.6L Eng.	731-2275	731-0125
2006-01	2500, 3500 8.1L Eng.	731-2276	731-0125
2000	1500 2WD, Pump Code TF (w/ Triangular Reinforcement Welded to Cross Member at LH Rack Mount)	731-2221	731-0118
2000	1500 2WD, Pump Code WM (w/o Triangular Reinforcement Welded to Cross Member at LH Rack Mount)	731-2252	731-0125
2000	1500 4WD	731-2221	731-0118
2000	All 2500	731-2251	731-0125
1999	1500 2WD (Exc. Stamped ZM)	731-2252	731-0125
1999	1500 2WD All Stamped ZM	731-2251	731-0125
1999	1500 4WD	731-2221	731-0118
1999	All 2500	731-2251	731-0125
<b>SIERRA PICKUP (2WD &amp; 4WD) HD</b>			
2014-13	2500HD, 3500HD, 6.6L Eng.	--	730-0141
2012-11	2500HD, 3500HD, 6.0L Eng.	--	730-0143
2012-11	2500HD, 3500HD, 6.6L Eng.	--	730-0141
2010-07	2500HD, 3500HD, 6.0L Eng.	731-2251	731-0125
2010-07	2500HD, 3500HD, 6.6L Eng.	731-2275	731-0125
2006	1500HD	731-2251	731-0125
2006	2500HD, 6.0L Eng.	731-2251	731-0125
2006	2500HD, 6.6L Eng.	731-2275	731-0125
2006	2500HD, 8.1L Eng.	731-2276	731-0125
2005-01	1500HD	731-2251	731-0125
2005-01	2500HD, 6.0L Eng.	731-2251	731-0125
2005-01	2500HD, 6.6L Eng.	731-2275	731-0125
2005-01	2500HD, 8.1L Eng.	731-2276	731-0125
<b>SILVERADO CLASSIC SS</b>			
2007	6.0L Eng.	731-2251	731-0125
<b>SILVERADO CLASSIC SERIES PICKUP (2WD &amp; 4WD)</b>			
2007	1500 2WD	731-2252	731-0125
2007	1500 2WD, Hybrid	--	730-0118
2007	1500 4WD	731-2221	731-0118
2007	2500, 3500 6.0L Eng.	731-2251	731-0125
2007	2500, 3500 6.6L Eng.	731-2275	731-0125
<b>SILVERADO CLASSIC SERIES PICKUP (2WD &amp; 4WD) HD</b>			
2007	1500 HD, 6.0L Eng.	731-2251	731-0125
2007	2500 HD, 6.0L Eng.	731-2251	731-0125
2007	2500 HD, 6.6L Eng.	731-2275	731-0125
<b>SILVERADO SS</b>			
2014	6.0L Eng.	--	730-0143
2014	6.6L Eng.	--	730-0141
2013-11	6.0L Eng.	--	730-0143
2013-11	6.2L Eng.	731-2252	731-0125
2013-11	6.6L Eng.	--	730-0141
2010-07	6.2L Eng.	731-2252	731-0125
2006-02	6.0L Eng.	731-2251	731-0125
<b>SILVERADO PICKUP (2WD &amp; 4WD)</b>			
2013	1500, 6 Cyl. Eng.	731-2282	731-0125

Years	Application	With Reservoir	Without Reservoir
<b>CHEVROLET/GMC TRUCKS (cont'd)</b>			
<b>SILVERADO PICKUP (2WD &amp; 4WD) (Cont'd)</b>			
2013	1500, 8 Cyl. Eng. (Exc. Hybrid)	731-2252	731-0125
2012-11	1500, 6 Cyl. Eng.	731-2282	731-0125
2012-11	1500, 8 Cyl. Eng. (Exc. Hybrid)	731-2252	731-0125
2012-11	2500, 3500 6.0L Eng.	--	730-0143
2012-11	2500, 3500 6.6L Eng.	--	730-0141
2010-09	1500, 6 Cyl. Eng.	731-2282	731-0125
2010-09	1500, 8 Cyl. Eng. (Exc. Hybrid)	731-2252	731-0125
2010-09	2500, 3500 6.0L Eng.	731-2251	731-0125
2010-09	2500, 3500 6.6L Eng.	731-2275	731-0125
2010-09	2500, 3500 8.1L Eng.	731-2276	731-0125
2008-07	1500, 6 Cyl. Eng.	731-2282	731-0125
2008-07	1500, 8 Cyl. Eng.	731-2252	731-0125
2008-07	2500, 3500 6.0L Eng.	731-2251	731-0125
2008-07	2500, 3500 6.6L Eng.	731-2275	731-0125
2008-07	2500, 3500 8.1L Eng.	731-2276	731-0125
2006-01	1500 Crew Cab (Exc. 6.0L Eng.) w/ Luxury Edition Pkg. (Y91)	731-2252	731-0125
2006-01	1500 Crew Cab (Exc. 6.0L Eng.) w/o Luxury Edition Pkg. (Y91)	731-2221	731-0118
2006-01	1500 Crew Cab 6.0L Eng.	731-2251	731-0125
2006-01	1500 Extended Cab (Exc. Hybrid) 2WD (Exc. High Output Eng. Pkg. (B4V))	731-2221	731-0118
2006-01	1500 Extended Cab (Exc. Hybrid) 2WD w/ High Output Eng. Pkg. (B4V)	731-2252	731-0125
2006-01	1500 Extended Cab (Exc. Hybrid) 4WD (Exc. Sport Performance Pkg. (B4U)) Luxury Edition Pkg. (Y91) or Off Road Sales Pkg. (9G3)	731-2221	731-0118
2006-01	1500 Extended Cab (Exc. Hybrid) 4WD Sport Performance Pkg. (B4U), Luxury Edition Pkg. (Y91) or Off Road Sales Pkg. (9G3)	731-2252	731-0125
2006-01	1500 Extended Cab w/ Hybrid Electronic Power (HP2)	--	730-0118
2006-01	1500 Standard Cab	731-2221	731-0118
2006-01	2500, 3500 6.0L Eng.	731-2251	731-0125
2006-01	2500, 3500 6.6L Eng.	731-2275	731-0125
2006-01	2500, 3500 8.1L Eng.	731-2276	731-0125
2000	1500 2WD, Pump Code TF (w/ Triangular Reinforcement Welded to Cross Member at LH Rack Mount)	731-2221	731-0118
2000	1500 2WD, Pump Code WM (w/o Triangular Reinforcement Welded to Cross Member at LH Rack Mount)	731-2252	731-0125
2000	1500 4WD	731-2221	731-0118
2000	All 2500	731-2251	731-0125
1999	1500 2WD (Exc. Stamped ZM)	731-2252	731-0125
1999	1500 2WD All Stamped ZM	731-2251	731-0125
1999	1500 4WD	731-2221	731-0118
1999	All 2500	731-2251	731-0125
<b>SILVERADO PICKUP (2WD &amp; 4WD) HD</b>			
2014-13	2500HD, 3500HD, 6.6L Eng.	--	730-0141
2012-11	2500HD, 3500HD, 6.0L Eng.	--	730-0143

## Power Steering Pump

Years	Application	With Reservoir	Without Reservoir
<b>CHEVROLET/GMC TRUCKS (cont'd)</b>			
<b>SILVERADO PICKUP (2WD &amp; 4WD) HD (Cont'd)</b>			
2012-11	2500HD, 3500HD, 6.6L Eng.	--	730-0141
2010-07	2500HD, 3500HD, 6.0L Eng.	731-2251	731-0125
2010-07	2500HD, 3500HD, 6.6L Eng.	731-2275	731-0125
2006	1500HD	731-2251	731-0125
2006	2500HD, 6.0L Eng.	731-2251	731-0125
2006	2500HD, 6.6L Eng.	731-2275	731-0125
2006	2500HD, 8.1L Eng.	731-2276	731-0125
2005-01	1500HD	731-2251	731-0125
2005-01	2500HD, 6.0L Eng.	731-2251	731-0125
2005-01	2500HD, 6.6L Eng.	731-2275	731-0125
2005-01	2500HD, 8.1L Eng.	731-2276	731-0125
<b>SSR</b>			
2006	All	--	734-0155
2005-04	All	734-73133	734-0133
2003	5.3L Eng.	734-73133	734-0133
<b>SUBURBAN, YUKON XL, YUKON DENALI XL</b>			
2014	1500	731-2252	731-0125
2013-07	1500	731-2252	731-0125
2013-07	2500	731-2251	731-0125
2006	1500, 8 Cyl., 5.3L 4WD (Exc. w/ Luxury Edition Pkg(Y91))	731-2280	731-0118
2006	1500, 8 Cyl., 5.3L 4WD w/ Luxury Edition Pkg(Y91)	731-2279	731-0125
2006	1500, 8 Cyl., 5.3L Eng. RWD	731-2280	731-0118
2006	1500, 8 Cyl., 6.0L Eng.	731-2279	731-0125
2006	2500, 8 Cyl. 6.0L Eng.	731-2251	731-0125
2006	2500, 8 Cyl. 8.1L Eng.	731-2276	731-0125
2006-01	2500, 3500 8.1L Eng.	731-2276	731-0125
2005-04	1500, 8 Cyl., 5.3L 4WD (Exc. w/ Luxury Edition Pkg(Y91))	731-2280	731-0118
2005-04	1500, 8 Cyl., 5.3L 4WD w/ Luxury Edition Pkg(Y91)	731-2279	731-0125
2005-04	1500, 8 Cyl., 5.3L RWD	731-2280	731-0118
2005-04	1500, 8 Cyl., 6.0L Eng.	731-2279	731-0125
2005-04	2500, 8 Cyl. 6.0L Eng.	731-2251	731-0125
2005-04	2500, 8 Cyl. 8.1L Eng.	731-2276	731-0125
2003	1500, 8 Cyl. 5.3L Eng. 4WD (Exc. Off Road Appearance Pkg. (BPH) or Off Road Sales Pkg. (9G3))	731-2221	731-0118
2003	1500, 8 Cyl. 5.3L Eng. 4WD Off Road Appearance Pkg. (BPH) or Off Road Sales Pkg. (9G3)	731-2252	731-0125
2003	1500, 8 Cyl. 5.3L Eng. w/ Hydro-Boost	731-2279	731-0125
2003	1500, 8 Cyl. 5.3L Eng. w/ Vacuum Booster 2WD	731-2221	731-0118
2003	1500, 8 Cyl. 6.0L Eng.	731-2221	731-0118
2003	2500, 6.0L Eng.	731-2251	731-0125
2003	2500, 8.1L Eng.	731-2276	731-0125
2002-01	1500, 8 Cyl. 2WD 5.3L Eng.	731-2221	731-0118
2002-01	1500, 8 Cyl. 5.3L Eng. 4WD w/ Hydro-Boost	731-2259	731-0125

Years	Application	With Reservoir	Without Reservoir
<b>CHEVROLET/GMC TRUCKS (cont'd)</b>			
<b>SUBURBAN, YUKON XL, YUKON DENALI XL (Cont'd)</b>			
2002-01	1500, 8 Cyl. 5.3L Eng. 4WD w/ Vacuum Booster	731-2262	731-0125
2002-01	1500, 8 Cyl. 6.0L Eng. AWD w/ Vacuum Booster	731-2262	731-0125
2002-01	2500, 6.0L Eng.	731-2251	731-0125
2002-01	2500, 8.1L Eng.	731-2276	731-0125
2000	1500, 8 Cyl. 5.3L Eng. 2WD	731-2221	731-0118
2000	1500, 8 Cyl. 5.3L Eng. 4WD	731-2262	731-0125
2000	Suburban 2500, 8 Cyl. 6.0L Eng. w/ Hydro-Boost	731-2251	731-0125
2000	Yukon XL 2500, 8 Cyl. 5.3L Eng.	731-2251	731-0125
2000	Yukon XL 2500, 8 Cyl. 6.0L Eng. w/ Hydro-Boost	731-2251	731-0125
1999	8 Cyl. 5.7L Eng., Supplied w/ EVO By-Pass Pipe	731-2262BP	--
1999	8 Cyl. 5.7L Eng., Supplied w/o EVO Component	731-2262	731-0125
1999	8 Cyl. 6.5L & 7.4L Eng., Supplied w/ EVO By-Pass Pipe	731-2259BP	--
1999	8 Cyl. 6.5L & 7.4L Eng., Supplied w/o EVO Component	731-2259	731-0125
1998-97	8 Cyl. 5.7L Eng., Supplied w/ EVO By-Pass Pipe	731-2262BP	--
1998-97	8 Cyl. 5.7L Eng., Supplied w/o EVO Component	731-2262	731-0125
1998-97	8 Cyl. 6.5L & 7.4L Eng., Supplied w/ EVO By-Pass Pipe	731-2259BP	--
1998-97	8 Cyl. 6.5L & 7.4L Eng., Supplied w/o EVO Component	731-2259	731-0125
1996	8 Cyl. 5.7L Eng.	731-2221	731-0118
1996	8 Cyl. 6.5L Eng.	731-2251	731-0125
1996	8 Cyl. 7.4L Eng. w/ JB5 or JB6	731-2221	731-0118
1996	8 Cyl. 7.4L Eng. w/ JB7	731-2252	731-0125
1996	8 Cyl. 7.4L Eng. w/ JB8	731-2251	731-0125
1995	8 Cyl. 6.5L & 7.4L Eng.	731-2247	731-0125
1995	C, K 1500, 8 Cyl. 5.7L Eng.	731-2138	731-0118
1995	C, K 2500, 8 Cyl. 5.7L Eng.	731-2245	731-0125
1994	8 Cyl. 6.5L & 7.4L Eng.	731-2247	731-0125
1994	C, K 1500, 8 Cyl. 5.7L Eng.	731-2138	731-0118
1994	C, K 2500, 8 Cyl. 5.7L Eng. w/ Hydro-Boost	731-2245	731-0125
1994	C, K 2500, 8 Cyl. 5.7L Eng. w/o Hydro-Boost	731-2138	731-0118
1993-92	8 Cyl. 6.5L Eng.	731-2247	731-0125
1993-92	C, K 1500, 8 Cyl. 5.7L Eng.	731-2138	731-0118
1993-92	C, K 1500, 8 Cyl. 7.4L Eng.	731-2207	731-0118
1993-92	C, K 2500, 8 Cyl. 5.7L Eng. w/ Hydro-Boost	731-2245	731-0125
1993-92	C, K 2500, 8 Cyl. 5.7L Eng. w/o Hydro-Boost	731-2138	731-0118
1993-92	C, K 2500, 8 Cyl. 7.4L Eng. w/ Hydro-Boost	731-2245	731-0125
1993-92	C, K 2500, 8 Cyl. 7.4L Eng. w/o Hydro-Boost	731-2247	731-0125

# Power Steering Pump

Years	Application	With Reservoir	Without Reservoir
<b>CHEVROLET/GMC TRUCKS (cont'd)</b>			
<b>SUBURBAN, YUKON XL, YUKON DENALI XL (Cont'd)</b>			
1991-89	8 Cyl. 5.7L Gas Eng.	731-2190	731-0125
1991-89	8 Cyl. 6.2L Diesel Eng. w/ A.C.	731-2237	731-0125
1991-89	8 Cyl. 6.2L Diesel Eng. w/o A.C.	731-2238	731-0125
1991-89	8 Cyl. 7.4L Eng.	731-2190	731-0125
1988-87	8 Cyl. 5.0L & 5.7L Gas Eng.	731-2175	731-0125
1988-87	8 Cyl. 6.2L Diesel Eng. w/ A.C.	731-2237	731-0125
1988-87	8 Cyl. 6.2L Diesel Eng. w/o A.C.	731-2238	731-0125
1988-87	8 Cyl. 7.4L Eng.	731-2182	731-0118
1986	8 Cyl. 5.0L & 5.7L Gas Eng.	731-2173	731-0125
1986	8 Cyl. 6.2L Diesel Eng. w/ A.C.	731-2237	731-0125
1986	8 Cyl. 6.2L Diesel Eng. w/o A.C.	731-2238	731-0125
1986	8 Cyl. 7.4L Eng.	731-2182	731-0118
1985	8 Cyl. 5.0L & 5.7L Gas Eng.	731-2173	731-0125
1985	8 Cyl. 6.2L Diesel Eng. w/ A.C.	731-2237	731-0125
1985	8 Cyl. 6.2L Diesel Eng. w/o A.C.	731-2238	731-0125
1985	C2500, 8 Cyl. 7.4L Eng. (Cast Iron Exhaust Manifold)	731-2182	731-0118
1985	C2500, 8 Cyl. 7.4L Eng. (Stainless Steel Exhaust Manifold)	731-2212	731-0118
1984-82	6 Cyl. Eng.	731-2155	731-0125
1984-82	8 Cyl. Diesel 6.2 Eng. w/ A.C.	731-2237	731-0125
1984-82	8 Cyl. Diesel 6.2 Eng. w/o A.C.	731-2238	731-0125
1984-82	8 Cyl. Gas Eng.	731-2173	731-0125
1981-80	6 Cyl. Eng.	731-2155	731-0125
1981-80	8 Cyl. Diesel Eng.	731-2235	731-0125
1981-80	8 Cyl. Gas Eng.	731-2173	731-0125
1979	6 Cyl. Eng.	732-2153	732-0105
1979	8 Cyl. 305 & 350 Eng. w/o Hydro-Boost, w/ 1 Mounting Hole in Reservoir	732-2139	732-0105
1979	8 Cyl. 305 & 350 Eng. w/o Hydro-Boost, w/ 2 Mounting Holes/Studs in Reservoir	732-2137	732-0105
1979	8 Cyl. 400 Eng. w/o Hydro-Boost	732-2154	732-0105
1979	8 Cyl. 454 Eng. w/o Hydro-Boost	732-2164	732-0105
1979	8 Cyl. Eng. w/ Hydro-Boost	--	732-0105
1978-75	6 Cyl. Eng.	732-2153	732-0105
1978-75	8 Cyl. 305 & 350 Eng. w/ 1 Mounting Hole in Reservoir	732-2139	732-0105
1978-75	8 Cyl. 305 & 350 Eng. w/ 2 Mounting Holes/Studs in Reservoir	732-2137	732-0105
1978-75	8 Cyl. 400 & 454 Eng.	732-2154	732-0105
1974-73	6 Cyl. Eng.	732-2131	732-0101
1974-73	8 Cyl. (Exc. 454 Eng.)	732-2108	732-0101
1974-73	8 Cyl. 454 Eng.	732-2132	732-0101
1972-68	6 & 8 Cyl. Eng.	732-2112	732-0101
<b>TAHOE, YUKON, YUKON DENALI, BLAZER (Full Size), JIMMY (Full Size)</b>			
2013-08	All (Exc. Hybrid)	731-2252	731-0125
2007	All	731-2252	731-0125
2006-04	4WD w/ Luxury Edition Package (Y91), w/ Off Road Appearance Package (BPH)	731-2279	731-0125

Years	Application	With Reservoir	Without Reservoir
<b>CHEVROLET/GMC TRUCKS (cont'd)</b>			
<b>TAHOE, YUKON, YUKON DENALI, BLAZER (Full Size), JIMMY (Full Size) (Cont'd)</b>			
2006-04	4WD w/o Luxury Edition Package (Y91), w/o Off Road Appearance Package (BPH)	731-2280	731-0118
2006-04	RWD	731-2280	731-0118
2003	2WD w/ Vacuum Booster	731-2221	731-0118
2003	4WD w/ Vacuum Booster (Exc. Off Road Appearance Pkg. (BPH) or Off Road Sales Pkg. (9G3))	731-2221	731-0118
2003	4WD w/ Vacuum Booster Off Road Appearance Pkg. (BPH) or Off Road Sales Pkg. (9G3)	731-2252	731-0125
2003	All w/ Hydro-Boost	731-2279	731-0125
2002	2WD	731-2221	731-0118
2002	4WD w/ Hydro-Boost	731-2259	731-0125
2002	4WD w/ Vacuum Booster	731-2262	731-0125
2001	2WD	731-2221	731-0118
2001	4WD w/ Hydro-Boost	731-2259	731-0125
2001	4WD w/ Vacuum Booster, (Exc. 1st Design Stamped UH)	731-2262	731-0125
2000	8 Cyl. 4.8L Eng. 2WD	731-2221	731-0118
2000	8 Cyl. 4.8L Eng. 4WD	731-2262	731-0125
2000	8 Cyl. 5.3L Eng. 2WD	731-2221	731-0118
2000	8 Cyl. 5.3L Eng. 4WD	731-2262	731-0125
2000	8 Cyl. 5.7L Eng., Supplied w/ EVO By-Pass Pipe	731-2262BP	--
2000	8 Cyl. 5.7L Eng., Supplied w/o EVO Component	731-2262	731-0125
1999	8 Cyl. 5.7L Eng., Supplied w/ EVO By-Pass Pipe	731-2262BP	--
1999	8 Cyl. 5.7L Eng., Supplied w/o EVO Component	731-2262	731-0125
1999	8 Cyl. 6.5L Eng., Supplied w/ EVO By-Pass Pipe	731-2259BP	--
1999	8 Cyl. 6.5L Eng., Supplied w/o EVO Component	731-2259	731-0125
1998-97	8 Cyl. 5.7L Eng., Supplied w/ EVO By-Pass Pipe	731-2262BP	--
1998-97	8 Cyl. 5.7L Eng., Supplied w/o EVO Component	731-2262	731-0125
1998-97	8 Cyl. 6.5L Eng., Supplied w/ EVO By-Pass Pipe	731-2259BP	--
1998-97	8 Cyl. 6.5L Eng., Supplied w/o EVO Component	731-2259	731-0125
1996	8 Cyl. 5.7L Eng.	731-2221	731-0118
1996	8 Cyl. 6.5L Eng.	731-2251	731-0125
1995-92	8 Cyl. 5.7L Eng.	731-2138	731-0118
1995-92	8 Cyl. 6.5L Eng.	731-2247	731-0125
1991-89	8 Cyl. 5.7L Eng.	731-2190	731-0125
1991-89	8 Cyl. 6.2L Eng. w/ A.C.	731-2237	731-0125
1991-89	8 Cyl. 6.2L Eng. w/o A.C.	731-2238	731-0125
1988-87	8 Cyl. Diesel Eng. w/ A.C.	731-2237	731-0125
1988-87	8 Cyl. Diesel Eng. w/o A.C.	731-2238	731-0125

## Power Steering Pump

Years	Application	With Reservoir	Without Reservoir
<b>CHEVROLET/GMC TRUCKS (cont'd)</b>			
<b>TAHOE, YUKON, YUKON DENALI, BLAZER (Full Size), JIMMY (Full Size) (Cont'd)</b>			
1988-87	8 Cyl. Gas Eng.	731-2175	731-0125
1986-85	8 Cyl. Diesel Eng. w/ A.C.	731-2237	731-0125
1986-85	8 Cyl. Diesel Eng. w/o A.C.	731-2238	731-0125
1986-85	8 Cyl. Gas Eng.	731-2173	731-0125
1984-82	6 Cyl. Eng.	731-2155	731-0125
1984-82	8 Cyl. Diesel Eng. w/ A.C.	731-2237	731-0125
1984-82	8 Cyl. Diesel Eng. w/o A.C.	731-2238	731-0125
1984-82	8 Cyl. Gas Eng.	731-2173	731-0125
1981-80	6 Cyl. Eng.	731-2155	731-0125
1981-80	8 Cyl. Gas Eng.	731-2173	731-0125
1979	6 Cyl. Eng.	732-2153	732-0105
1979	8 Cyl. 305 & 350 Eng. w/o Hydro-Boost, w/ 1 Mounting Hole in Reservoir	732-2139	732-0105
1979	8 Cyl. 305 & 350 Eng. w/o Hydro-Boost, w/ 2 Mounting Holes/Studs in Reservoir	732-2137	732-0105
1979	8 Cyl. 400 Eng. w/o Hydro-Boost	732-2154	732-0105
1979	8 Cyl. Eng. w/ Hydro-Boost	--	732-0105
1978-75	6 Cyl. Eng.	732-2153	732-0105
1978-75	8 Cyl. 305 & 350 Eng. w/ 1 Mounting Hole in Reservoir	732-2139	732-0105
1978-75	8 Cyl. 305 & 350 Eng. w/ 2 Mounting Holes/Studs in Reservoir	732-2137	732-0105
1978-75	8 Cyl. 400 & 454 Eng.	732-2154	732-0105
1974-73	6 Cyl. Eng.	732-2131	732-0101
1974-73	8 Cyl. (Exc. 454 Eng.)	732-2108	732-0101
1974-73	8 Cyl. 454 Eng.	732-2132	732-0101
1972-70	6 & 8 Cyl. Eng.	732-2112	732-0101
<b>TERRAIN</b>			
2014-10	6 Cyl. Eng.	--	730-0146
<b>TRACKER</b>			
2004	2.0L Eng.	--	930-0104
2004	2.5L Eng.	--	930-0106
2003-01	1.6 L (Canada only)	--	930-0112
2003-01	2.0L Eng.	--	930-0104
2003-01	2.5L Eng.	--	930-0106
2000	1.6 L	--	930-0112
2000	2.0L Eng.	--	930-0104
1999	1.6 L w/ 5 Spd. M.T.	--	930-0112
1999	2.0L Eng.	--	930-0104
1998	All	--	930-0101
1992	4 Cyl. Eng.	--	990-0415
1991-90	4 Cyl. Eng.	--	990-0415
<b>TRAILBLAZER, ENVOY</b>			
2009-07	4.2L Eng.	734-72132	734-0132
2009-07	5.3L Eng.	--	734-0132
2009-07	6.0L Eng. Trailblazer	--	734-0155
2006	4.2L Eng. (Exc. Extended Wheelbase)	734-72132	734-0132
2006	4.2L Eng. Extended Wheelbase	734-73133	734-0133
2006	5.3L Eng. (Exc. Extended Wheelbase)	--	734-0132
2006	5.3L Eng. Extended Wheelbase	734-73133	734-0133

Years	Application	With Reservoir	Without Reservoir
<b>CHEVROLET/GMC TRUCKS (cont'd)</b>			
<b>TRAILBLAZER, ENVOY (Cont'd)</b>			
2006	6.0L Eng.	--	734-0155
2005	4.2L Eng. (Exc. Extended Wheelbase)	734-72132	734-0132
2005	4.2L Eng. Extended Wheelbase	734-73133	734-0133
2005	5.3L Eng. (Exc. Extended Wheelbase)	--	734-0132
2005	5.3L Eng. Extended Wheelbase	734-73133	734-0133
2004-03	4.2L Eng. (Exc. Extended Wheelbase)	734-72132	734-0132
2004-03	4.2L Eng. Extended Wheelbase	734-73133	734-0133
2004-03	5.3L Eng.	734-73133	734-0133
2002	4.2L Eng. (Exc. Extended Wheelbase)	734-72132	734-0132
2002	4.2L Eng. Extended Wheelbase	734-73133	734-0133
2001-00	All	731-2253	731-0115
1999-98	All	731-2253	731-0115
<b>TRAVERSE</b>			
2014-09	All	--	730-0127
<b>UPLANDER</b>			
2009-07	6 Cyl. 3.9L Eng.	--	734-0137
2006	6 Cyl. 3.5L Eng.	--	734-0137
2006	6 Cyl. 3.9L Eng.	--	734-0137
2005	6 Cyl. 3.5L Eng.	734-70137	734-0137
<b>VENTURE VAN</b>			
2005-04	All	734-70137	734-0137
2003-97	All	734-70102	734-0102
<b>YUKON DENALI</b>			
2009-07	All	731-2252	731-0125
2006-04	AWD w/ Luxury Edition Pkg. (Y91)	731-2279	731-0125
2003	AWD w/ Luxury Edition Pkg. (Y91)	731-2221	731-0118
2002	AWD w/ Hydro-Booster Disc (JH5)	731-2259	731-0125
2002	AWD w/ Vacuum Booster Disc (JC5)	731-2262	731-0125
2001	4WD w/ Hydro-Booster Disc (JH5)	731-2259	731-0125
2001	4WD w/ Vacuum Booster Disc (JC5)	731-2262	731-0125
2000-99	All	731-2262	731-0125
<b>YUKON DENALI XL</b>			
2009-07	AWD w/ Luxury Edition Pkg. (Y91)	731-2252	731-0125
2006-04	AWD w/ Luxury Edition Pkg. (Y91)	731-2279	731-0125
2003	AWD w/ Luxury Edition Pkg. (Y91)	731-2221	731-0118
2002	AWD w/ Vacuum Booster Disc (JC5)	731-2262	731-0125
2001	4WD w/ Vacuum Booster Disc (JC5)	731-2262	731-0125
<b>CHEVROLET/GMC TRUCKS - MEDIUM DUTY</b>			
<b>40-80 SERIES</b>			
1990-60	All w/ Bushing Type	--	736-0101
1990-60	All w/ Upper Mounting Hole at Extreme Right	--	736-0103
1990-60	All w/ Upper Mounting Hole at Middle Right	--	736-0102
<b>B7000 Series (School Bus)</b>			
2002-01	Diesel Eng., w/JE3, w/o Air Compressor B/M (KUV,KZX) - Stamped HE-1200224	--	736-0113
2000	Diesel Eng., w/JE3, w/o Air Compressor B/M (KUV,KZX) - Stamped HE-1200224	--	736-0113
2000	Gas Eng., 7.4L, w/JE3, w/Non-Variable Effort Steering (N40)	--	736-0114



# Power Steering Pump

Years	Application	With Reservoir	Without Reservoir
<b>CHEVROLET/GMC TRUCKS - MEDIUM DUTY (cont'd)</b>			
<b>B7000 Series (School Bus) (Cont'd)</b>			
1999	Diesel Eng., w/JE3, w/o Air Compressor B/M (KUV,KZX) - Stamped HE-1200224	--	736-0113
1999	Gas Eng., 7.4L, w/JE3, w/Non-Variable Effort Steering (N40) - From 1/1/99	--	736-0114
1998-97	6.6L and 7.2L Diesel Eng.s., w/Ross Power Steering (NXW), w/JE3, w/o Air Compressor (KUV,KZX) - Stamped HE-1200224	--	736-0113
<b>C4500-8500 SERIES (Topkick, Kodiak)</b>			
2009-08	C4 Series, 6.6L (Diesel Eng.), w/ 7,000 lb. Front Axle	--	990-1190
2009-08	C4, C5 Series - 8.1L	--	736-0107
2009-08	C5 Series, 6.6L	--	990-1190
2009-08	C6, C7 Series - 8.1L	--	990-1190
2009-08	C6, C7, C8 Series - 7.8L w/ Water Cooled Air Compressor (KK3)	--	736-0108
2007	C4 Series, 6.6L (Diesel Eng.), w/ 7,000 lb. Front Axle	--	990-1190
2007	C4, C5 Series - 8.1L	--	736-0107
2007	C5 Series, 6.6L	--	990-1190
2007	C6, C7 Series - 7.2L, VIN C, w/o Air Compressor (KZX)	--	736-0109
2007	C6, C7 Series - 8.1L	--	990-1190
2007	C6, C7, C8 Series - 7.8L w/ Water Cooled Air Compressor (KK3)	--	736-0108
2007	C6, C7, C8 Series - 7.8L w/o Water Cooled Air Compressor (KK3)	--	736-0106
2007	C8 Series - 7.2L, VIN A,C - w/o Air Compressor (KZX)	--	736-0109
2006-05	C4 Series, 6.6L (Diesel Eng.), w/ 7,000 lb. Front Axle	--	990-1190
2006-05	C4, C5 Series - 8.1L	--	736-0107
2006-05	C5 Series, 6.6L	--	990-1190
2006-05	C6, C7 Series - 8.1L	--	990-1190
2006-05	C6, C7, C8 Series - 7.2L, w/o Air Compressor (KZX)	--	736-0109
2006-05	C6, C7, C8 Series - 7.8L w/ Water Cooled Air Compressor (KK3)	--	736-0108
2006-05	C6, C7, C8 Series - 7.8L w/o Water Cooled Air Compressor (KK3)	--	736-0106
2004-03	C4 Series, 6.6L (Diesel Eng.), w/ 7,000 lb. Front Axle	--	990-1190
2004-03	C4 Series, 8.1L, w/ 6,250 lb. Front Axle	--	750-0102
2004-03	C4 Series, 8.1L, w/ 7,000 lb. Front Axle	--	736-0107
2004-03	C5 Series, 6.6L	--	990-1190
2004-03	C5 Series, 8.1L	--	736-0107
2004-03	C6, C7 Series - 8.1L	--	990-1190
2004-03	C6, C7, C8 Series - 7.2L, w/o Air Compressor (KZX)	--	736-0109
2004-03	C6, C7, C8 Series - 7.8L w/ Water Cooled Air Compressor (KK3)	--	736-0108
2004-03	C6, C7, C8 Series - 7.8L w/o Water Cooled Air Compressor (KK3)	--	736-0106

Years	Application	With Reservoir	Without Reservoir
<b>CHEVROLET/GMC TRUCKS - MEDIUM DUTY (cont'd)</b>			
<b>C4500-8500 SERIES (Topkick, Kodiak) (Cont'd)</b>			
2002-01	C6, C7 Series - Diesel Eng., w/JE3, w/o Air Compressor B/M (KUV,KZX) - Stamped HE-1200224	--	736-0113
2002-01	C6, C7 Series - Gas Eng., 8.1L	--	736-0115
2000	C6, C7 Series - Diesel Eng., w/JE3, w/o Air Compressor B/M (KUV,KZX) - Stamped HE-1200224	--	736-0113
2000	C6, C7 Series - Gas Eng., 7.4L, w/JE3, w/Interim Control (CTF)	--	736-0114
1999	C6, C7 Series - Diesel Eng., w/JE3, w/o Air Compressor B/M (KUV,KZX) - Stamped HE-1200224	--	736-0113
1999	C6, C7 Series - Gas Eng., 7.4L, w/JE3, w/Interim Control (CTF) - From 1/1/99	--	736-0114
1998-97	C6, C7 Series - Diesel Eng., w/JE3, w/o Air Compressor B/M (KUV,KZX) - Stamped HE-1200224	--	736-0113
<b>T6000-8000 SERIES</b>			
2009-08	T6, T7, T8 Series - w/ Water Cooled Air Compressor (KK3)	--	736-0108
2007-04	T6, T7, T8 Series - w/ Water Cooled Air Compressor (KK3)	--	736-0108
2007-04	T6, T7, T8 Series - w/o Water Cooled Air Compressor (KK3)	--	736-0106
<b>W SERIES</b>			
2009-07	W3, W4 Series - Diesel	--	736-0112
2009-07	W3, W4 Series - Gas	731-2284	--
2006-05	W3, W4 - Gas	731-2284	--
2004	W3 Series - Gas	731-2284	--
<b>CHRYSLER</b>			
<b>200</b>			
2014-12	4 Cyl. Eng., w/4 Spd Trans	--	990-0859
2014-12	4 Cyl. Eng., w/6 Spd Trans	--	990-0859
2014-12	6 Cyl. Eng.	--	990-1290
2011	4 Cyl. Eng., w/4 Spd Trans	--	990-0859
2011	4 Cyl. Eng., w/6 Spd Trans	--	990-0859
2011	6 Cyl. Eng.	--	920-0157
<b>300</b>			
2013	8 Cyl. 5.7L Eng., AWD	--	920-0160
2012	8 Cyl. 5.7L Eng., AWD	--	920-0160
2012	8 Cyl. 6.4L Eng.	--	990-1289
2011	8 Cyl. 5.7L Eng., AWD	--	920-0160
2010-05	6 Cyl. Eng.	--	990-0693
2010-05	8 Cyl. 5.7L Eng.	--	990-0694
2010-05	8 Cyl. 6.1L Eng.	--	990-0860
1971-69	8 Cyl. Eng. (Federal Pump)	722-2103	722-0101
1971-69	8 Cyl. Eng. (Saginaw Pump)	732-2123	732-0101
1968-67	8 Cyl. Eng.	723-2108	723-0101
1966-64	8 Cyl. Eng.	--	723-0101
1963-61	8 Cyl. Eng.	--	723-0101
1960-59	8 Cyl. Eng.	--	723-0102

## Power Steering Pump / Bomba de dirección / Pompes de direction

Years	Application	With Reservoir	Without Reservoir
<b>CHRYSLER (cont'd)</b>			
<b>300M</b>			
2004-00	All	--	730-0107
1999	All	--	730-0113
<b>CIRRUS</b>			
2002-01	All (Mexico)	--	920-0107
2000	All w/ Speed Proportional Steering (SBC)	--	940-0104
2000	All w/ Standard Steering (SBA)	--	940-0101
1999-97	All w/ Speed Proportional Steering (SBC)	--	940-0104
1999-97	All w/ Standard Steering (SBA)	--	940-0101
1996-95	All	--	940-0101
<b>CONCORDE</b>			
2004-99	2.7L Eng.	--	730-0106
2004-99	All 3.2L & 3.5L Eng.	--	730-0107
1998	2.7L Eng.	--	730-0106
1998	3.2L Eng.	--	730-0113
1997-95	All	--	734-0125
1994-93	All	--	733-0107
<b>CONQUEST</b>			
1989-87	All	--	920-0117
<b>CORDOBA</b>			
1983-82	All	731-2146	731-0127
1981-80	6 Cyl. Eng. w/ A.C.	731-2148	731-0127
1981-80	6 Cyl. Eng. w/o A.C.	731-2146	731-0127
1981-80	8 Cyl. Eng.	731-2146	731-0127
1979-77	8 Cyl. Eng. w/ Air Pump, w/ Oil Cooler	732-2145	732-0105
1979-77	8 Cyl. Eng. w/ Air Pump, w/o Oil Cooler	732-2138	732-0105
1979-77	8 Cyl. Eng. w/o Air Pump	732-2143	732-0105
1976	8 Cyl. 318 & 360 Eng. (Federal Pump)	722-2103	722-0101
1976	8 Cyl. 318 & 360 Eng. (Saginaw Pump) w/ Air Pump	732-2138	732-0105
1976	8 Cyl. 318 & 360 Eng. (Saginaw Pump) w/o Air Pump	732-2145	732-0105
1976	8 Cyl. 400 Eng. (Federal Pump) w/ A.C.	722-2105	722-0101
1976	8 Cyl. 400 Eng. (Federal Pump) w/o A.C.	--	722-0101
1976	8 Cyl. 400 Eng. (Saginaw Pump) (Before 4/15/76)	732-2145	732-0105
1976	8 Cyl. 400 Eng. (Saginaw Pump) (From 4/15/76)	732-2153	732-0105
1975	8 Cyl. 318 & 360 Eng. (Federal Pump)	722-2103	722-0101
1975	8 Cyl. 318 & 360 Eng. (Saginaw Pump) w/ Air Pump	732-2138	732-0105
1975	8 Cyl. 318 & 360 Eng. (Saginaw Pump) w/o Air Pump	732-2145	732-0105
1975	8 Cyl. 400 Eng. (Federal Pump) w/ A.C.	722-2105	722-0101
1975	8 Cyl. 400 Eng. (Federal Pump) w/o A.C.	--	722-0101
1975	8 Cyl. 400 Eng. (Saginaw Pump)	732-2145	732-0105
<b>CROSSFIRE</b>			
2006-05	All w/ Supercharger	--	990-0862
2006-05	All w/o Supercharger	--	950-0114
2004	All w/o Supercharger	--	950-0114

Years	Application	With Reservoir	Without Reservoir
<b>CHRYSLER (cont'd)</b>			
<b>DAYTONA (Canada)</b>			
1993-92	All (Exc. IROC) w/ Firm Feel Steering (SBB)	731-2143	731-0128
1993-92	All (Exc. IROC) w/ Standard Steering (SBA)	731-2161	731-0110
1993-92	All IROC	733-25132	733-0132
1991	All w/ Firm Feel Steering (SBB)	731-2143	731-0128
1991	All w/ Standard Steering (SBA)	731-2161	731-0110
1990	All	731-2161	731-0110
1989-88	All	750-97101	950-0101
1987-84	All	731-2161	731-0110
<b>DYNASTY (Canada)</b>			
1993	3.3L Eng.	--	733-0106
1992	2.5L Eng.	731-2161	731-0110
1992	3.3L Eng.	--	733-0106
1991	2.5L Eng.	731-2161	731-0110
1991	3.3L Eng.	750-98101	950-0101
1990-89	All	731-2161	731-0110
1988	All	731-2143	731-0128
<b>E-CLASS, EXECUTIVE, SEDAN &amp; LIMOUSINE</b>			
1986-83	All w/ Firm Feel Steering (SBB)	731-2161	731-0110
1986-83	All w/ Standard Steering (SBA)	731-2143	731-0128
<b>FIFTH AVENUE, IMPERIAL, NEWPORT, WINDSOR</b>			
1993-92	All	--	733-0106
1991	All	750-98101	950-0101
1990	6 Cyl. 3.3L Eng.	750-98101	950-0101
1989-81	All	731-2146	731-0127
1980	6 Cyl. Eng. w/ A.C.	731-2148	731-0127
1980	6 Cyl. Eng. w/o A.C.	731-2146	731-0127
1980	8 Cyl. Eng.	731-2146	731-0127
1979	6 Cyl. Eng. w/ A.C.	732-2143	732-0105
1979	6 Cyl. Eng. w/o A.C.	732-2145	732-0105
1979	8 Cyl. Eng. w/ Air Pump, w/ Oil Cooler	732-2145	732-0105
1979	8 Cyl. Eng. w/ Air Pump, w/o Oil Cooler	732-2138	732-0105
1979	8 Cyl. Eng. w/o Air Pump	732-2143	732-0105
1978-77	8 Cyl. 360 & 400 Eng. w/ Air Pump, w/ Oil Cooler	732-2145	732-0105
1978-77	8 Cyl. 360 & 400 Eng. w/ Air Pump, w/o Oil Cooler	732-2138	732-0105
1978-77	8 Cyl. 360 & 400 Eng. w/o Air Pump	732-2143	732-0105
1978-77	8 Cyl. 440 Eng. w/ Air Pump	732-2153	732-0105
1978-77	8 Cyl. 440 Eng. w/o Air Pump	732-2143	732-0105
1976	8 Cyl. (Saginaw Pump) w/ Air Pump	732-2138	732-0105
1976	8 Cyl. (Saginaw Pump) w/o Air Pump	732-2153	732-0105
1976	8 Cyl. 360 Eng. (Federal Pump)	722-2103	722-0101
1976	8 Cyl. 400 & 440 Eng. (Federal Pump), w/ A.C.	722-2105	722-0101
1976	8 Cyl. 400 & 440 Eng. (Federal Pump), w/o A.C.	--	722-0101
1975	8 Cyl. (Saginaw Pump) w/ Air Pump	732-2138	732-0105

# Power Steering Pump

Years	Application	With Reservoir	Without Reservoir
<b>CHRYSLER (cont'd)</b>			
<b>FIFTH AVENUE, IMPERIAL, NEWPORT, WINDSOR (Cont'd)</b>			
1975	8 Cyl. (Saginaw Pump) w/o Air Pump	732-2138	732-0105
1975	8 Cyl. 360 Eng. (Federal Pump)	722-2103	722-0101
1975	8 Cyl. 400 & 440 Eng. (Federal Pump), w/ A.C.	722-2105	722-0101
1975	8 Cyl. 400 & 440 Eng. (Federal Pump), w/o A.C.	--	722-0101
1974	8 Cyl. Eng. (Federal Pump)	722-2103	722-0101
1974	8 Cyl. Eng. (Saginaw Pump)	732-2123	732-0101
1973	8 Cyl. Eng. Imperial	722-2103	722-0101
1973	8 Cyl. Eng. Newport (Federal Pump)	722-2103	722-0101
1973	8 Cyl. Eng. Newport (Saginaw Pump)	732-2123	732-0101
1972-69	8 Cyl. Eng. (Federal Pump)	722-2103	722-0101
1972-69	8 Cyl. Eng. (Saginaw Pump)	732-2123	732-0101
1968-67	8 Cyl. Eng.	723-2108	723-0101
1966-64	8 Cyl. Eng.	--	723-0101
1963-61	8 Cyl. Eng.	--	723-0101
1960-59	8 Cyl. Eng.	--	723-0102
<b>INTREPID (CANADA)</b>			
2004-00	2.7L Eng.	--	730-0106
2004-00	All (Exc. 2.7L Eng.)	--	730-0107
1999-98	2.7L Eng.	--	730-0106
1999-98	3.2L Eng.	--	730-0113
1997-95	All	--	734-0125
1994-93	All	--	733-0107
<b>LASER</b>			
1986-84	4 Cyl. Eng.	731-2161	731-0110
<b>LEBARON (Exc. GTC, GTS)</b>			
1995-91	All w/ Firm Feel Steering (SBB)	731-2143	731-0128
1995-91	All w/ Standard Steering (SBA)	731-2161	731-0110
1990-88	All w/ Metal Reservoir	731-2161	731-0110
1990-88	All w/ Plastic Reservoir	750-97101	950-0101
1987-82	All w/ Firm Feel Steering (SBB)	731-2161	731-0110
1987-82	All w/ Standard Steering (SBA)	731-2143	731-0128
1981	All	731-2146	731-0127
1980	6 Cyl. Eng. w/ A.C.	731-2148	731-0127
1980	6 Cyl. Eng. w/o A.C.	731-2146	731-0127
1980	8 Cyl. Eng.	731-2146	731-0127
1979	6 Cyl. Eng. w/ A.C.	732-2143	732-0105
1979	6 Cyl. Eng. w/o A.C.	732-2145	732-0105
1979	8 Cyl. Eng. w/ Air Pump, w/ Oil Cooler	732-2145	732-0105
1979	8 Cyl. Eng. w/ Air Pump, w/o Oil Cooler	732-2138	732-0105
1979	8 Cyl. Eng. w/o Air Pump	732-2143	732-0105
1978-77	6 Cyl. Eng.	732-2145	732-0105
1978-77	8 Cyl. Eng. w/ Air Pump, w/ Oil Cooler	732-2145	732-0105
1978-77	8 Cyl. Eng. w/ Air Pump, w/o Oil Cooler	732-2138	732-0105
1978-77	8 Cyl. Eng. w/o Air Pump	732-2143	732-0105
<b>LEBARON GTC, GTS</b>			
1991	All w/ Firm Feel Steering (SBB)	731-2143	731-0128
1991	All w/ Standard Steering (SBA)	731-2161	731-0110
1990-88	All w/ Metal Reservoir	731-2161	731-0110
1990-88	All w/ Plastic Reservoir	750-97101	950-0101

Years	Application	With Reservoir	Without Reservoir
<b>CHRYSLER (cont'd)</b>			
<b>LEBARON GTC, GTS (Cont'd)</b>			
1987-85	4 Cyl. Eng.	731-2161	731-0110
<b>LHS, NEW YORKER, TOWN &amp; COUNTRY WAGON</b>			
2001-99	LHS	--	730-0107
1998	LHS	--	730-0113
1997	LHS	--	734-0125
1996-95	New Yorker, LHS	--	734-0125
1994	6 Cyl. Eng. New Yorker, LHS	--	733-0107
1993-92	6 Cyl. Eng. New Yorker	--	733-0106
1991	6 Cyl. 3.3L Eng.	750-98101	950-0101
1990	6 Cyl. 3.0L Eng.	731-2161	731-0110
1990	6 Cyl. 3.3L Eng.	750-98101	950-0101
1989	All	731-2161	731-0110
1988	All (Exc. New Yorker w/ Turbo)	731-2143	731-0128
1988	New Yorker w/ Turbo, w/ Firm Feel Steering	731-2161	731-0110
1988	New Yorker w/ Turbo, w/ Standard Steering	731-2143	731-0128
1987-82	All w/ Firm Feel Steering (SBB)	731-2161	731-0110
1987-82	All w/ Standard Steering (SBA)	731-2143	731-0128
1981	6 Cyl. Eng.	731-2146	731-0127
1981	8 Cyl. Eng.	731-2146	731-0127
1980	6 Cyl. Eng. w/ A.C.	731-2148	731-0127
1980	6 Cyl. Eng. w/o A.C.	731-2146	731-0127
1980	8 Cyl. Eng. w/ A.C.	731-2146	731-0127
1980	8 Cyl. Eng. w/o A.C.	--	731-0127
1979	6 Cyl. Eng. w/ A.C.	732-2143	732-0105
1979	6 Cyl. Eng. w/o A.C.	732-2145	732-0105
1979	8 Cyl. Eng. w/ Air Pump, w/ Oil Cooler	732-2145	732-0105
1979	8 Cyl. Eng. w/ Air Pump, w/o Oil Cooler	732-2138	732-0105
1979	8 Cyl. Eng. w/o Air Pump	732-2143	732-0105
1978-77	8 Cyl. 360 & 400 Eng. w/ Air Pump, w/ Oil Cooler	732-2145	732-0105
1978-77	8 Cyl. 360 & 400 Eng. w/ Air Pump, w/o Oil Cooler	732-2138	732-0105
1978-77	8 Cyl. 360 & 400 Eng. w/o Air Pump	732-2143	732-0105
1978-77	8 Cyl. 440 Eng. w/ Air Pump	732-2153	732-0105
1978-77	8 Cyl. 440 Eng. w/o Air Pump	732-2143	732-0105
1976	8 Cyl. (Saginaw Pump) w/ Air Pump	732-2138	732-0105
1976	8 Cyl. (Saginaw Pump) w/o Air Pump (Before 4/15/76)	732-2138	732-0105
1976	8 Cyl. (Saginaw Pump) w/o Air Pump (From 4/15/76)	732-2153	732-0105
1976	8 Cyl. 360 Eng. (Federal Pump)	722-2103	722-0101
1976	8 Cyl. 400 & 440 Eng. (Federal Pump) w/ A.C.	722-2105	722-0101
1976	8 Cyl. 400 & 440 Eng. (Federal Pump) w/o A.C.	--	722-0101
1975	8 Cyl. (Saginaw Pump) w/ Air Pump	732-2138	732-0105
1975	8 Cyl. (Saginaw Pump) w/o Air Pump	732-2138	732-0105
1975	8 Cyl. 360 Eng. (Federal Pump)	722-2103	722-0101
1975	8 Cyl. 400 & 440 Eng. (Federal Pump) w/ A.C.	722-2105	722-0101

# Power Steering Pump

Years	Application	With Reservoir	Without Reservoir
<b>CHRYSLER (cont'd)</b>			
<b>LHS, NEW YORKER, TOWN &amp; COUNTRY WAGON (Cont'd)</b>			
1975	8 Cyl. 400 & 440 Eng. (Federal Pump) w/o A.C.	--	722-0101
1974-69	8 Cyl. Eng. (Federal Pump)	722-2103	722-0101
1974-69	8 Cyl. Eng. (Saginaw Pump)	732-2123	732-0101
1968-67	8 Cyl. Eng.	723-2108	723-0101
1966-64	8 Cyl. Eng.	--	723-0101
1963-61	8 Cyl. Eng.	--	723-0101
1960-59	8 Cyl. Eng.	--	723-0102
<b>NEON</b>			
2002-01	All	--	920-0108
2000	All	--	920-0110
<b>PROWLER</b>			
2002-01	All	--	990-0865
<b>PT CRUISER</b>			
2010-03	All	--	730-0111
2002-01	All	--	920-0111
<b>SEBRING</b>			
2010-07	4 Cyl. Eng.	--	990-0859
2010-07	6 Cyl. Eng.	--	990-0855
2006	All	--	920-0107
2005-01	Convertible & Sedan	--	920-0107
2005-01	Coupe 4 Cyl. Eng.	--	920-0109
2005-01	Coupe 6 Cyl. Eng.	--	940-0102
2000	Convertible 2.5L Eng.	--	940-0101
1999-95	Convertible	--	940-0104
1999-95	Coupe 2.0L Eng.	--	920-0135
1999-95	Coupe 2.5L Eng.	--	920-0101
<b>TC MASERATI</b>			
1991	6 Cyl. Eng.	731-2143	731-0128
1990	4 Cyl. Eng.	750-98101	950-0101
1990	6 Cyl. Eng.	731-2161	731-0110
1989	4 Cyl. (Exc. 16 Valve Eng.)	750-97101	950-0101
1989	4 Cyl. 16 Valve Eng.	750-98101	950-0101
<b>CHRYSLER TRUCKS</b>			
<b>ASPEN</b>			
2009	All	--	720-0194
2008	All	--	950-0120
2007	4.7L Eng.	720-01127	720-0191
2007	5.7L Eng.	720-01185	720-0185
<b>PACIFICA</b>			
2008	3.8L Eng.	--	990-0864
2007	3.8L Eng.	--	990-0864
2007	4.0L Eng.	--	990-0854
2006-05	All 3.5L Eng.	--	720-0129
2006-05	All 3.8L Eng.	--	990-0864
2004	All	--	720-0129
<b>TOWN &amp; COUNTRY VAN</b>			
2010-08	All	--	990-0855
2007-01	All	--	950-0109
2000-96	All	731-2270	731-0108

Years	Application	With Reservoir	Without Reservoir
<b>CHRYSLER TRUCKS (cont'd)</b>			
<b>TOWN &amp; COUNTRY VAN (Cont'd)</b>			
1995-91	6 Cyl. Eng.	731-2192	731-0112
1990	6 Cyl. 3.0L Eng.	731-2161	731-0110
1990	6 Cyl. 3.3L Eng.	731-2192	731-0112
<b>VOYAGER, GRAND VOYAGER</b>			
2003	4 Cyl. Eng.	731-2281	--
2003	6 Cyl. Eng.	--	950-0109
2002-01	4 Cyl. 2.4L Eng.	731-2277	--
2002-01	6 Cyl. Eng.	--	950-0109
2000	All	731-2270	731-0108
1999	SEE PLYMOUTH TRUCKS	--	--
<b>CHRYSLER TRUCKS - MEDIUM DUTY</b>			
<b>C700-900, CT700</b>			
1974-69	7M Axle	732-2123	732-0101
<b>D400-700</b>			
1981-80	D400, 500	731-2148	731-0127
1974-69	4.5M Axle	732-2123	732-0101
<b>L600-700</b>			
1974-69	Medium Tilt	732-2123	732-0101
<b>DAEWOO</b>			
<b>LANOS</b>			
2002-99	4 Cyl. 1.6L Eng.	--	990-0872
<b>LEGANZA</b>			
2002	All w/ Variable Assist Steering (From VIN # 053964 to 180868)	--	990-0873
2002	All w/ Variable Assist Steering (To VIN # 053963)	--	990-0874
2002	All w/o Variable Assist Steering	--	990-0649
2001-00	All	--	990-0649
1999	All (Exc. SE)	--	990-0873
1999	SE	--	990-0649
<b>NUBIRA</b>			
2002-99	All	--	990-0647
<b>DAIHATSU</b>			
<b>CHARADE</b>			
1992-89	All	--	990-0510
<b>ROCKY</b>			
1991-90	All	--	990-0167
<b>DESOTO</b>			
<b>ADVENTURER, FIREFLITE</b>			
1960-59	All	--	723-0102
<b>DESOTO</b>			
1961	8 Cyl. Eng.	--	723-0101
<b>FIREHOME, FIRESWEEP</b>			
1959	All	--	723-0102

## Power Steering Pump

Years	Application	With Reservoir	Without Reservoir
Año	Aplicación	Con Tanque de reserva	Sin Tanque de reserva
Années	Application	Avec Réservoir	Sans Réservoir
<b>DODGE</b>			
<b>2000 GTX (Canada)</b>			
1990-89	All	--	930-0111
<b>ARIES, 400, 600</b>			
1989	All	731-2161	731-0110
1988	All	731-2143	731-0128
1987-83	All w/ Firm Feel Steering	731-2161	731-0110
1987-83	All w/ Standard Steering	731-2143	731-0128
1982-81	All	731-2143	731-0128
<b>AVENGER</b>			
2014-12	4 Cyl. Eng., w/4 Spd Trans	--	990-0859
2014-12	4 Cyl. Eng., w/6 Spd Trans	--	990-0859
2014-12	6 Cyl. Eng.	--	990-1290
2011	4 Cyl. Eng., w/4 Spd Trans	--	990-0859
2011	4 Cyl. Eng., w/6 Spd Trans	--	990-0859
2011	6 Cyl. Eng.	--	920-0157
2010-08	4 Cyl. Eng.	--	990-0859
2010-08	6 Cyl. Eng.	--	990-0855
1999-95	4 Cyl. Eng.	--	920-0135
1999-95	6 Cyl. Eng.	--	920-0101
<b>CALIBER</b>			
2012-07	All	--	990-0858
<b>CHALLENGER, CHARGER, CORONET</b>			
2013-12	8 Cyl. 5.7L Eng., AWD	--	920-0158
2013-12	8 Cyl. 5.7L Eng., RWD	--	920-0159
2011	8 Cyl. 5.7L Eng., AWD	--	920-0160
2011	8 Cyl. 6.4L Eng.	--	990-1289
2010-06	6 Cyl. Eng.	--	990-0693
2010-06	8 Cyl. 5.7L Eng.	--	990-0694
2010-06	8 Cyl. 6.1L Eng.	--	990-0860
1987	4 Cyl. 2.2L Eng. (Exc. Shelby)	731-2143	731-0128
1987	4 Cyl. 2.2L Eng. Shelby	731-2161	731-0110
1986-84	4 Cyl. 1.6L Eng.	731-2139	731-0128
1986-84	4 Cyl. 2.2L Eng. (Exc. Shelby)	731-2143	731-0128
1986-84	4 Cyl. 2.2L Eng. Shelby	731-2161	731-0110
1983	4 Cyl. 1.6L Eng.	731-2139	731-0128
1983	4 Cyl. 2.2L Eng. (Exc. Shelby)	731-2143	731-0128
1983	4 Cyl. 2.2L Eng. Shelby	731-2161	731-0110
1983	4 Cyl. 2.6L Eng.	--	920-0112
1982	4 Cyl. Eng. Challenger	--	920-0112
1981	All	--	920-0112
1980	All (Before 10/79) w/ Keyway-Type Shaft	--	990-0250
1980	All (From 10/79) w/ Spline-Type Shaft	--	920-0112
1979	4 Cyl. Eng.	--	990-0250
1978	4 Cyl. Eng.	--	990-0250
1978	8 Cyl. Eng. w/ Air Pump, w/ Oil Cooler	732-2145	732-0105
1978	8 Cyl. Eng. w/ Air Pump, w/o Oil Cooler	732-2138	732-0105
1978	8 Cyl. Eng. w/o Air Pump	732-2143	732-0105
1977	8 Cyl. Eng. w/ Air Pump, w/ Oil Cooler	732-2145	732-0105
1977	8 Cyl. Eng. w/ Air Pump, w/o Oil Cooler	732-2138	732-0105
1977	8 Cyl. Eng. w/o Air Pump	732-2143	732-0105
1976-75	6 Cyl. Eng. (Federal Pump)	722-2103	722-0101
1976-75	6 Cyl. Eng. (Saginaw Pump)	732-2145	732-0105

Years	Application	With Reservoir	Without Reservoir
Año	Aplicación	Con Tanque de reserva	Sin Tanque de reserva
Années	Application	Avec Réservoir	Sans Réservoir
<b>DODGE (cont'd)</b>			
<b>CHALLENGER, CHARGER, CORONET (Cont'd)</b>			
1976-75	8 Cyl. 318 & 360 Eng. (Federal Pump)	722-2103	722-0101
1976-75	8 Cyl. 318 & 360 Eng. (Saginaw Pump) w/ Air Pump	732-2138	732-0105
1976-75	8 Cyl. 400 & 440 Eng. (Federal Pump) w/ A.C.	722-2105	722-0101
1976-75	8 Cyl. 400 & 440 Eng. (Federal Pump) w/o A.C.	--	722-0101
1976-75	8 Cyl. 400 & 440 Eng. (Saginaw Pump) w/ Air Pump	732-2153	732-0105
1976-75	8 Cyl. Eng. (Saginaw Pump) w/o Air Pump	732-2145	732-0105
1974-73	6 Cyl. Eng. (Federal Pump)	722-2103	722-0102
1974-73	6 Cyl. Eng. (Saginaw Pump)	732-2123	732-0101
1974-73	8 Cyl. (Federal Pump)	722-2103	722-0101
1974-73	8 Cyl. (Saginaw Pump)	732-2123	732-0101
1972	6 Cyl. Eng.	722-2103	722-0101
1972	8 Cyl. Eng. (Federal Pump)	722-2103	722-0101
1972	8 Cyl. Eng. (Saginaw Pump)	732-2123	732-0101
1971-70	6 Cyl. Eng.	722-2103	722-0101
1971-70	8 Cyl. 318 & 340 Eng. (Federal Pump)	722-2103	722-0101
1971-70	8 Cyl. 318 & 340 Eng. (Saginaw Pump)	732-2123	732-0101
1971-70	8 Cyl. 383, 426 & 440 Eng.	732-2123	732-0101
1969	6 Cyl. Eng.	722-2103	722-0101
1969	8 Cyl. Eng. (Federal Pump)	722-2103	722-0101
1969	8 Cyl. Eng. (Saginaw Pump)	732-2123	732-0101
1968-67	6 Cyl. Eng. w/ A.C.	723-2111	723-0104
1968-67	6 Cyl. Eng. w/o A.C.	723-2112	723-0105
1968-67	8 Cyl. (Exc. 273 & 318 Eng.)	723-2109	723-0102
1968-67	8 Cyl. 273 & 318 Eng. (Saginaw Pump)	732-2123	732-0101
1968-67	8 Cyl. 273 & 318 Eng. (Thompson Pump) w/ Plain-End Shaft	723-2110	723-0103
1966-65	6 Cyl. Eng. w/ A.C.	723-2114	723-0104
1966-65	6 Cyl. Eng. w/o A.C.	723-2106	723-0105
1966-65	8 Cyl. 273, 318 Eng. (Thompson Pump) w/ Plain-End Shaft	723-2113	723-0103
1966-65	8 Cyl. Eng. (Exc. 273, 318 Eng.) (Thompson Pump) w/ Plain-End Shaft	723-2107	723-0102
1966-65	8 Cyl. Eng. (Saginaw Pump)	732-2123	732-0101
<b>COLT (Exc. Colt Vista)</b>			
1995-94	1.5L Eng.	--	920-0130
1995-94	1.8L Eng.	--	920-0102
1993	1.5L Eng. (Before 7/92)	--	920-0130
1993	1.5L Eng. (From 7/92)	--	920-0104
1993	1.8L Eng. (Before 7/92)	--	920-0133
1993	1.8L Eng. (From 7/92)	--	920-0132
1992	1.5L Eng. (Exc. Wagon) (Canada)	--	920-0131
1992	1.5L Eng. Wagon (Canada)	--	920-0114
1991	1.5L Eng. (Exc. Wagon) (Canada) w/ Aluminum Housing & Cast Iron Backplate	--	920-0131
1991	1.5L Eng. (Exc. Wagon) (Canada) w/ Cast Iron Housing	--	930-0111
1991	1.5L Eng. Wagon (Canada)	--	920-0114
1990-89	1.5L & 1.8L Eng. Wagon	--	920-0114

## Power Steering Pump

Years	Application	With Reservoir	Without Reservoir
<b>DODGE (cont'd)</b>			
<b>COLT (Exc. Colt Vista) (Cont'd)</b>			
1990-89	1.6L Eng. Wagon	--	920-0116
1990-89	Hatchback w/ 1.5L & 1.6L Eng. w/ Aluminum Housing & Cast Iron Backplate	--	920-0131
1990-89	Hatchback w/ 1.5L & 1.6L Eng. w/ Cast Iron Housing	--	930-0111
1988-87	1.5L Eng.	--	920-0114
1988-87	1.6L Eng.	--	920-0116
1986-85	1.5L Eng.	--	920-0113
1986-85	1.6L Eng.	--	920-0120
1984	All	--	920-0117
1983-81	All	--	920-0112
1980	All (Before 10/79) w/ Keyway-Type Shaft	--	990-0250
1980	All (From 10/79) w/ Spline-Type Shaft	--	920-0112
1979-78	All	--	990-0250
<b>COLT VISTA</b>			
1994-93	1.8L Eng.	--	920-0129
1994-93	2.4L Eng.	--	920-0134
1992	1.8L Eng.	--	920-0129
1992	2.4L Eng.	--	920-0131
1991-88	2WD	--	920-0123
1991-88	4WD	--	920-0115
1987	2WD (Before 9/86)	--	920-0119
1987	2WD (From 9/86)	--	920-0123
1987	4WD	--	920-0115
1986-85	2WD	--	920-0119
1986-85	4WD	--	920-0115
1984	All	--	920-0115
<b>CONQUEST</b>			
1986-84	All	--	920-0117
<b>DAYTONA</b>			
1993-92	All (Exc. IROC) w/ Firm Feel Steering	731-2143	731-0128
1993-92	All (Exc. IROC) w/ Standard Steering	731-2161	731-0110
1993-92	All IROC	733-25132	733-0132
1991	All w/ Firm Feel Steering (SBB)	731-2143	731-0128
1991	All w/ Standard Steering	731-2161	731-0110
1990	All	731-2161	731-0110
1989-88	All	750-97101	950-0101
1987-83	All	731-2161	731-0110
<b>DIPLOMAT, ASPEN, DART</b>			
1989-81	All	731-2146	731-0127
1980	6 Cyl. Eng. w/ A.C.	731-2148	731-0127
1980	6 Cyl. Eng. w/o A.C.	731-2146	731-0127
1980	8 Cyl. Eng.	731-2146	731-0127
1979	6 Cyl. Eng. w/ A.C.	732-2143	732-0105
1979	6 Cyl. Eng. w/o A.C.	732-2145	732-0105
1979	8 Cyl. Eng. w/ Air Pump, w/ Oil Cooler	732-2145	732-0105
1979	8 Cyl. Eng. w/ Air Pump, w/o Oil Cooler	732-2138	732-0105
1979	8 Cyl. Eng. w/o Air Pump	732-2143	732-0105
1978-77	6 Cyl. Eng.	732-2145	732-0105
1978-77	8 Cyl. Eng. w/ Air Pump, w/ Oil Cooler	732-2145	732-0105
1978-77	8 Cyl. Eng. w/ Air Pump, w/o Oil Cooler	732-2138	732-0105

Years	Application	With Reservoir	Without Reservoir
<b>DODGE (cont'd)</b>			
<b>DIPLOMAT, ASPEN, DART (Cont'd)</b>			
1978-77	8 Cyl. Eng. w/o Air Pump	732-2143	732-0105
1976-75	6 Cyl. Eng. (Federal Pump)	722-2103	722-0102
1976-75	6 Cyl. Eng. (Saginaw Pump)	732-2145	732-0105
1976-75	8 Cyl. Eng. w/ Air Pump	732-2138	732-0105
1976-75	8 Cyl. Eng. w/o Air Pump	732-2145	732-0105
1974-73	6 Cyl. Eng. (Federal Pump)	722-2103	722-0102
1974-73	6 Cyl. Eng. (Saginaw Pump)	732-2123	732-0101
1974-73	8 Cyl. Eng. (Federal Pump)	722-2103	722-0102
1974-73	8 Cyl. Eng. (Saginaw Pump)	732-2123	732-0101
1972	6 Cyl. Eng. (Federal Pump)	722-2103	722-0102
1972	6 Cyl. Eng. (Saginaw Pump)	732-2123	732-0101
1972	8 Cyl. Eng.	722-2103	722-0101
1971-69	6 Cyl. Eng.	722-2103	722-0102
1971-69	8 Cyl. Eng. (Federal Pump)	722-2103	722-0101
1971-69	8 Cyl. Eng. (Saginaw Pump)	732-2123	732-0101
1968-67	6 Cyl. Eng. w/ A.C.	723-2111	723-0104
1968-67	6 Cyl. Eng. w/o A.C.	723-2112	723-0105
1968-67	8 Cyl. Eng.	723-2110	723-0103
1966-63	6 Cyl. Eng. w/ A.C.	723-2114	723-0104
1966-63	6 Cyl. Eng. w/o A.C.	723-2106	723-0105
1966-63	8 Cyl. Eng.	723-2113	723-0103
<b>DYNASTY</b>			
1993-92	4 Cyl. Eng.	731-2161	731-0110
1993-92	6 Cyl. 3.0L Eng.	731-2161	731-0110
1993-92	6 Cyl. 3.3L Eng.	--	733-0106
1991-90	4 Cyl. 2.5L Eng.	731-2161	731-0110
1991-90	6 Cyl. 3.0L Eng.	731-2161	731-0110
1991-90	6 Cyl. 3.3L Eng.	750-98101	950-0101
1989	All	731-2161	731-0110
1988	All	731-2143	731-0128
<b>INTREPID</b>			
2004-00	2.7L Eng.	--	730-0106
2004-00	All (Exc. 2.7L Eng.)	--	730-0107
1999-98	2.7L Eng.	--	730-0106
1999-98	3.2L Eng.	--	730-0113
1997-95	All	--	734-0125
1994-93	All	--	733-0107
<b>LANCER</b>			
1989-88	All w/ Metal Reservoir	731-2161	731-0110
1989-88	All w/ Plastic Reservoir	750-97101	950-0101
1987-85	All	731-2161	731-0110
1962-61	All	--	723-0105
<b>MAGNUM</b>			
2008-06	6 Cyl. Eng.	--	990-0693
2008-06	8 Cyl. 5.7L Eng.	--	990-0694
2008-06	8 Cyl. 6.1L Eng.	--	990-0860
2005	6 Cyl. Eng.	--	990-0693
2005	8 Cyl. 5.7L Eng.	--	990-0694

# Power Steering Pump

Years	Application	With Reservoir	Without Reservoir
<b>DODGE (cont'd)</b>			
<b>MONACO, ROYAL MONACO, POLARA, MAGNUM, MIRADA, ST. REGIS, 880</b>			
1992-90	6 Cyl. Eng.	--	735-0109
1985-84	4 & 6 Cyl. Eng.	731-2143	731-0128
1983-81	6 & 8 Cyl. Eng.	731-2146	731-0127
1980	6 Cyl. Eng. w/ A.C.	731-2148	731-0127
1980	6 Cyl. Eng. w/o A.C.	731-2146	731-0127
1980	8 Cyl. Eng.	731-2146	731-0127
1979	6 Cyl. Eng. w/ A.C.	732-2143	732-0105
1979	6 Cyl. Eng. w/o A.C.	732-2145	732-0105
1979	8 Cyl. Eng. w/ Air Pump, w/ Oil Cooler	732-2145	732-0105
1979	8 Cyl. Eng. w/ Air Pump, w/o Oil Cooler	732-2138	732-0105
1979	8 Cyl. Eng. w/o Air Pump	732-2143	732-0105
1978-77	6 Cyl. Eng.	732-2145	732-0105
1978-77	8 Cyl. 318, 360 & 400 Eng. w/ Air Pump, w/ Oil Cooler	732-2145	732-0105
1978-77	8 Cyl. 318, 360 & 400 Eng. w/ Air Pump, w/o Oil Cooler	732-2138	732-0105
1978-77	8 Cyl. 440 Eng. w/ Air Pump	732-2153	732-0105
1978-77	8 Cyl. Eng. w/o Air Pump	732-2143	732-0105
1976	8 Cyl. (Federal Pump) w/ Air Pump (Exc. 400 & 440 Eng.)	722-2103	722-0101
1976	8 Cyl. 400 & 440 Eng. (Federal Pump) w/ Air Pump, w/o A.C.	722-2103	722-0101
1976	8 Cyl. 400 & 440 Eng. (Federal Pump) w/ Air Pump, w/ A.C.	722-2105	722-0101
1976	8 Cyl. Eng. (Federal Pump) w/o Air Pump	722-2103	722-0101
1976	8 Cyl. Eng. (Saginaw Pump) w/ Air Pump (Before 4/15/76)	732-2138	732-0105
1976	8 Cyl. Eng. (Saginaw Pump) w/ Air Pump (From 4/15/76)	732-2153	732-0105
1976	8 Cyl. Eng. (Saginaw Pump) w/o Air Pump	732-2145	732-0105
1975	8 Cyl. (Federal Pump) w/ Air Pump (Exc. 400 & 440 Eng.)	722-2103	722-0101
1975	8 Cyl. 400 & 440 Eng. (Federal Pump) w/ Air Pump, w/ A.C.	722-2105	722-0101
1975	8 Cyl. 400 & 440 Eng. (Federal Pump) w/ Air Pump, w/o A.C.	722-2103	722-0101
1975	8 Cyl. Eng. (Federal Pump) w/o Air Pump	722-2103	722-0101
1975	8 Cyl. Eng. (Saginaw Pump) w/ Air Pump	732-2138	732-0105
1975	8 Cyl. Eng. (Saginaw Pump) w/o Air Pump	732-2145	732-0105
1974	8 Cyl. Eng. (Federal Pump)	722-2103	722-0101
1974	8 Cyl. Eng. (Saginaw Pump)	732-2123	732-0101
1973	6 Cyl. Eng.	722-2103	722-0101
1973	8 Cyl. 318 Eng. (Saginaw)	732-2123	732-0101
1973	8 Cyl. 360 Eng. (Saginaw) w/ Air Pump	732-2131	732-0101
1973	8 Cyl. 360 Eng. (Saginaw) w/o Air Pump	732-2123	732-0101
1973	8 Cyl. Eng. (Federal Pump)	722-2103	722-0101
1973	8 Cyl. Eng. 400 & 440	732-2123	732-0101
1972-70	6 Cyl. Eng.	722-2103	722-0101
1972-70	8 Cyl. 318 & 360 Eng.	732-2123	732-0101
1972-70	8 Cyl. 383, 400 & 440 Eng. (Federal Pump)	722-2103	722-0101

Years	Application	With Reservoir	Without Reservoir
<b>DODGE (cont'd)</b>			
<b>MONACO, ROYAL MONACO, POLARA, MAGNUM, MIRADA, ST. REGIS, 880 (Cont'd)</b>			
1972-70	8 Cyl. 383, 400 & 440 Eng. (Saginaw Pump)	732-2123	732-0101
1969	6 Cyl. Eng. (Federal Pump)	722-2103	722-0101
1969	6 Cyl. Eng. (Saginaw Pump)	732-2123	732-0101
1969	8 Cyl. Eng. (Federal Pump)	722-2103	722-0101
1969	8 Cyl. Eng. (Saginaw Pump)	732-2123	732-0101
1968-67	6 Cyl. Eng. (Federal Pump)	722-2103	722-0101
1968-67	6 Cyl. Eng. (Saginaw Pump)	732-2123	732-0101
1968-67	6 Cyl. Eng. (Thompson Pump) w/ Hex-End Shaft	723-2108	723-0101
1968-67	8 Cyl. 318 Eng. (Thompson Pump) w/ Plain-End Shaft	723-2110	723-0103
1968-67	8 Cyl. 383 & 440 Eng. (Thompson Pump) w/ Plain-End Shaft	723-2109	723-0102
1968-67	8 Cyl. Eng. (Federal Pump)	722-2103	722-0101
1968-67	8 Cyl. Eng. (Saginaw Pump)	732-2123	732-0101
1968-67	8 Cyl. Eng. (Thompson Pump) w/ Hex-End Shaft	723-2108	723-0101
1966-65	8 Cyl. 318 Eng.	723-2113	723-0103
1966-65	8 Cyl. 383 & 440 Eng. w/ Hex or Slotted End Shaft	--	723-0101
1966-65	8 Cyl. 383 & 440 Eng. w/ Plain-End Shaft	723-2107	723-0102
1964-62	6 Cyl. Eng. w/ A.C.	--	723-0104
1964-62	6 Cyl. Eng. w/o A.C.	--	723-0105
1964-62	8 Cyl. (Exc. 880 Models & 318 Eng.) w/ Plain-End Shaft	723-2107	723-0102
1964-62	8 Cyl. 318 Eng. (Exc. 880 Models) w/ Plain-End Shaft	723-2113	723-0103
1964-62	8 Cyl. Eng. (Exc. 880 Models) w/ Hex or Slotted-End Shaft	--	723-0101
1964-62	8 Cyl. Eng. 880 Models	--	723-0101
1961-60	6 Cyl. w/ Hex or Slotted-End Shaft Eng.	--	723-0101
1961-60	6 Cyl. w/ Plain-End Shaft Eng.	--	723-0105
1961-60	8 Cyl. 318 Eng. w/ Plain-End Shaft	--	723-0103
1961-60	8 Cyl. 361 & 383 Eng. w/ Plain-End Shaft	--	723-0102
1959-58	6 Cyl. Eng.	--	723-0105
1959-58	8 Cyl. (Exc. 325 & 326 Eng.)	--	723-0102
1959-58	8 Cyl. 325 & 326 Eng.	--	723-0103
<b>NEON, SRT-4</b>			
2005-03	2.0L Eng.	--	920-0108
2005-03	2.4L Eng.	--	730-0111
2002-01	All	--	920-0108
2000	All	--	920-0110
1999-95	All	--	940-0103
<b>OMNI</b>			
1990-89	All	731-2161	731-0110
1988-87	All	731-2143	731-0128
1986-83	4 Cyl. 1.6L Eng.	731-2139	731-0128
1986-83	4 Cyl. 2.2L Eng.	731-2143	731-0128
1982	All	731-2143	731-0128
1981-80	All	731-2161	731-0108

## Power Steering Pump

Years	Application	With Reservoir	Without Reservoir
<b>DODGE (cont'd)</b>			
<b>OMNI (Cont'd)</b>			
1979-78	All	732-2160	732-0107
<b>RAMPAGE</b>			
	SEE DODGE TRUCKS	--	--
<b>SHADOW</b>			
1994-93	All	731-2161	731-0110
1992-91	All w/ Firm Feel Steering (SBB)	731-2143	731-0128
1992-91	All w/ Standard Steering (SBA)	731-2161	731-0110
1990-88	4 Cyl. Eng. w/ Metal Reservoir	731-2161	731-0110
1990-88	4 Cyl. Eng. w/ Plastic Reservoir	750-97101	950-0101
1987-86	All	731-2161	731-0110
<b>SPIRIT</b>			
1995	All	731-2161	731-0110
1994-93	All w/ Firm Feel Steering (SBB)	731-2143	731-0128
1994-93	All w/ Standard Steering (SBA)	731-2161	731-0110
1992	4 Cyl. 2.2L Eng.	733-25132	733-0132
1992	4 Cyl. 2.5L Eng. w/ Firm Feel Steering (SBB)	731-2143	731-0128
1992	4 Cyl. 2.5L Eng. w/ Standard Steering (SBA)	731-2161	731-0110
1992	6 Cyl. 3.0L Eng. w/ Firm Feel Steering (SBB)	731-2143	731-0128
1992	6 Cyl. 3.0L Eng. w/ Standard Steering (SBA)	731-2161	731-0110
1991	4 Cyl. 2.2L Eng.	720-99101	720-0101
1991	4 Cyl. 2.5L Eng. w/ Firm Feel Steering (SBB)	731-2143	731-0128
1991	4 Cyl. 2.5L Eng. w/ Standard Steering (SBA)	731-2161	731-0110
1991	6 Cyl. 3.0L Eng. w/ Firm Feel Steering (SBB)	731-2143	731-0128
1991	6 Cyl. 3.0L Eng. w/ Standard Steering (SBA)	731-2161	731-0110
1990-89	All w/ Metal Reservoir	731-2161	731-0110
1990-89	All w/ Plastic Reservoir	750-97101	950-0101
<b>STEALTH</b>			
1996-92	DOHC Eng.	--	920-0128
1996-92	SOHC Eng.	--	920-0126
1991	DOHC Eng.	--	920-0127
1991	SOHC Eng.	--	920-0126
<b>STRATUS</b>			
2006	All	--	920-0107
2005-01	Coupe 4 Cyl. Eng.	--	920-0109
2005-01	Coupe 6 Cyl. Eng.	--	940-0102
2005-01	Sedan	--	920-0107
2000	All w/ Speed Proportional Steering (SBC)	--	940-0104
2000	All w/ Standard Steering (SBA)	--	940-0101
1999-97	All w/ Speed Proportional Steering (SBC)	--	940-0104
1999-97	All w/ Standard Steering (SBA)	--	940-0101
1996-95	All	--	940-0101
<b>SX 2.0 (CANADA)</b>			
2005-03	All	--	920-0108

Years	Application	With Reservoir	Without Reservoir
<b>DODGE (cont'd)</b>			
<b>VIPER</b>			
2015-08	All	--	990-0857
2006-03	All	--	733-0105
2002-92	All	--	733-0111
<b>DODGE TRUCKS</b>			
<b>A100</b>			
1970-64	6 Cyl. Eng.	732-2136	732-0101
1970-64	8 Cyl. Eng.	732-2136	732-0101
<b>CARAVAN, GRAND CARAVAN, MINI RAM, ROYAL MINI RAM</b>			
2010-08	All	--	990-0855
2007-03	4 Cyl. Eng.	731-2281	--
2007-03	6 Cyl. Eng.	--	950-0109
2002-01	4 Cyl. 2.4L Eng.	731-2277	--
2002-01	6 Cyl. Eng.	--	950-0109
2000-96	All	731-2270	731-0108
1995-94	4 Cyl. 2.5L Eng.	731-2161	731-0110
1995-94	6 Cyl. 3.0L Eng.	731-2161	731-0110
1995-94	6 Cyl. 3.3L & 3.8L Eng.	731-2192	731-0112
1993-90	4 Cyl. 2.5L Eng.	731-2161	731-0110
1993-90	6 Cyl. 3.0L Eng.	731-2161	731-0110
1993-90	6 Cyl. 3.3L Eng.	731-2192	731-0112
1989	4 & 6 Cyl. Eng. w/ Metal Reservoir	731-2161	731-0110
1989	4 & 6 Cyl. Eng. w/ Plastic Reservoir	750-97101	950-0101
1988-84	All	731-2143	731-0128
<b>B SERIES VAN</b>			
2003-97	All	731-2201	731-0125
1996-94	All	731-2147	731-0127
1993-92	6 Cyl. Eng.	731-2147	731-0127
1993-92	8 Cyl. 5.2L Eng.	731-2147	731-0127
1993-92	8 Cyl. 5.9L Eng.	731-2156	731-0127
1991-89	6 & 8 Cyl. Eng.	731-2156	731-0127
1988-86	All w/ Remote Fill	731-2184	731-0118
1988-86	All w/o Remote Fill	731-2156	731-0127
1985	All w/ Remote Fill	731-2184	731-0118
1985	All w/o Remote Fill (Before 12/17/84)	731-2212	731-0118
1985	All w/o Remote Fill (From 12/17/84)	731-2156	731-0127
1984	All w/ Remote Fill	731-2184	731-0118
1984	All w/o Remote Fill	731-2212	731-0118
1983-81	B150, B250, 6 & 8 Cyl. Eng.	731-2212	731-0118
1983-81	B350, 6 & 8 Cyl. Eng. w/ Hydro-Boost	731-2234	731-0125
1980	B100, B200, 6 & 8 Cyl. Eng.	731-2212	731-0118
1980	B300, 6 & 8 Cyl. Eng. w/ Hydro-Boost	731-2234	731-0125
1979	6 Cyl. Eng.	732-2164	732-0105
1979	8 Cyl. Diesel Eng. Karyvan	--	732-0105
1979	8 Cyl. Gas Eng. Karyvan	732-2164	732-0105
1978-75	6 & 8 Cyl. Eng.	732-2145	732-0105
1974-72	6 & 8 Cyl. Eng.	732-2123	732-0101
1971	6 & 8 Cyl. Eng.	722-2103	722-0101
<b>D, W SERIES PICKUP (2WD &amp; 4WD)</b>			
1993-92	6 Cyl. 5.9L (Diesel) Eng. w/ Intercooler	731-2214	731-0124
1993-92	6 Cyl. 5.9L (Diesel) Eng. w/o Intercooler	731-2213	731-0126



# Power Steering Pump

Years	Application	With Reservoir	Without Reservoir
<b>DODGE TRUCKS (cont'd)</b>			
<b>D, W SERIES PICKUP (2WD &amp; 4WD) (Cont'd)</b>			
1993-92	8 Cyl. 5.2L (Gas) Eng.	731-2147	731-0127
1993-92	D,W250, 350, 8 Cyl. 5.9L Eng. (Exc. Heavy Duty)	731-2156	731-0127
1993-92	D,W250, 350, 8 Cyl. 5.9L Eng. Heavy Duty	731-2184	731-0118
1993-92	D150, 8 Cyl. 5.9L (Gas) Eng.	731-2156	731-0127
1993-92	D150-350, 6 Cyl. 3.9L (Gas) Eng.	731-2147	731-0127
1993-92	W150, 6 Cyl. 3.9L (Gas) Eng.	731-2193	731-0118
1993-92	W250,W350, 6 Cyl. 3.9L (Gas) Eng.	731-2147	731-0127
1991-90	6 Cyl. 5.9L (Diesel) Eng. w/ Intercooler	731-2214	731-0124
1991-90	6 Cyl. 5.9L (Diesel) Eng. w/o Intercooler	731-2213	731-0126
1991-90	8 Cyl. 5.2L (Gas) Eng.	731-2156	731-0127
1991-90	D,W250, 350, 8 Cyl. 5.9L Eng. (Exc. Heavy Duty)	731-2156	731-0127
1991-90	D,W250, 350, 8 Cyl. 5.9L Eng. Heavy Duty	731-2184	731-0118
1991-90	D150, 8 Cyl. 5.9L (Gas) Eng.	731-2156	731-0127
1991-90	W150, 6 Cyl. 3.9L (Gas) Eng.	731-2193	731-0118
1991-90	W250,W350, 6 Cyl. 3.9L (Gas) Eng.	731-2156	731-0127
1991-89	D150-350, 6 Cyl. 3.9L (Gas) Eng.	731-2156	731-0127
1989	6 Cyl. 5.9L (Diesel) Eng.	731-2213	731-0126
1989	8 Cyl. 5.2L (Gas) Eng.	731-2156	731-0127
1989	8 Cyl. 5.9L (Gas) Eng. w/ Remote Fill	731-2246	731-0127
1989	8 Cyl. 5.9L (Gas) Eng. w/o Remote Fill	731-2156	731-0127
1989	W150-350, 6 Cyl. 3.9L (Gas) Eng. w/o Remote Fill	731-2156	731-0127
1989	W150-350, 6 Cyl. 3.9L Eng. w/ Remote Fill	731-2193	731-0118
1988	6 Cyl. Eng.	731-2156	731-0127
1988	8 Cyl. Eng. w/ Remote Fill	731-2184	731-0118
1988	8 Cyl. Eng. w/o Remote Fill	731-2156	731-0127
1987-86	6 Cyl. Eng.	731-2148	731-0116
1987-86	8 Cyl. Eng. w/ Remote Fill	731-2184	731-0118
1987-86	8 Cyl. Eng. w/o Remote Fill	731-2156	731-0127
1985-84	6 Cyl. Eng.	731-2148	731-0116
1985-84	8 Cyl. 5.2L Eng.	731-2148	731-0116
1985-84	8 Cyl. 5.9L Eng. w/ Remote Fill	731-2184	731-0118
1985-84	8 Cyl. 5.9L Eng. w/o Remote Fill	731-2148	731-0116
1983-80	6 & 8 Cyl. Eng.	731-2148	731-0116
1979-75	6 & 8 Cyl. Eng.	732-2145	732-0105
1974-72	6 & 8 Cyl. Eng.	732-2123	732-0101
1971-69	6 Cyl. Eng.	722-2103	722-0101
1971-69	8 Cyl. (Exc. 383 Eng.)	722-2103	722-0101
1971-69	8 Cyl. 383 Eng.	732-2123	732-0101
1968-63	6 Cyl. Eng.	722-2103	722-0101
1968-63	8 Cyl. Eng.	732-2123	732-0101
1962-61	6 Cyl. Eng.	--	790-0102
1962-61	8 Cyl. (Exc. 361 Eng.)	--	790-0102
<b>DAKOTA</b>			
2011-08	All	--	990-0773
2007-05	All	--	990-0692
2004	w/ Pulley	720-02193	720-0193

Years	Application	With Reservoir	Without Reservoir
<b>DODGE TRUCKS (cont'd)</b>			
<b>DAKOTA (Cont'd)</b>			
2004	w/o Pulley, w/ 17mm Dia. Shaft	--	720-0186
2004	w/o Pulley, w/ 18mm Dia. Shaft	--	720-0187
2003	3.9L & 5.9L Eng.	731-2200	731-0118
2003	4.7L Eng. w/ Pulley	720-02193	720-0193
2003	4.7L Eng. w/o Pulley, w/ 17mm Dia. Shaft	--	720-0186
2003	4.7L Eng. w/o Pulley, w/ 18mm Dia. Shaft	--	720-0187
2002-01	2.5L Eng.	--	733-0119
2002-01	3.9L & 5.9L Eng.	731-2200	731-0118
2002-01	4.7L Eng. w/ Pulley	720-02193	720-0193
2002-01	4.7L Eng. w/o Pulley, w/ 17mm Dia. Shaft	--	720-0186
2002-01	4.7L Eng. w/o Pulley, w/ 18mm Dia. Shaft	--	720-0187
2000	2.5L Eng.	--	733-0119
2000	3.9L & 5.9L Eng.	731-2147	731-0127
2000	4.7L Eng. w/ Pulley	720-02193	720-0193
2000	4.7L Eng. w/o Pulley, w/ 17mm Dia. Shaft	--	720-0186
2000	4.7L Eng. w/o Pulley, w/ 18mm Dia. Shaft	--	720-0187
1999-96	4 Cyl. Eng.	--	733-0119
1999-96	6 & 8 Cyl. Eng.	731-2147	731-0127
1995-92	4 Cyl. Eng.	731-2203	731-0128
1995-92	6 & 8 Cyl. Eng.	731-2147	731-0127
1991	4 Cyl. Eng.	731-2203	731-0128
1991	6 Cyl. Eng.	731-2148	731-0116
1991	8 Cyl. Eng.	733-19111	733-0111
1990-86	4 Cyl. Eng.	731-2185	731-0114
1990-86	6 Cyl. Eng.	731-2148	731-0116
<b>DURANGO</b>			
2014	5.7L Eng.	--	920-0152
2013-11	3.6L Eng.	--	TBA
2013-11	5.7L Eng.	--	920-0152
2009	All	--	720-0194
2008	All	--	950-0120
2007-04	3.7L Eng.	--	720-0191
2007-04	4.7L Eng.	720-01127	720-0191
2007-04	5.7L Eng.	720-01185	720-0185
2003-01	4.7L Eng. w/ Pulley	720-02193	720-0193
2003-01	4.7L Eng. w/o Pulley, w/ 17mm Dia. Shaft	--	720-0186
2003-01	4.7L Eng. w/o Pulley, w/ 18mm Dia. Shaft	--	720-0187
2003-01	5.9L Eng.	731-2200	731-0118
2000	4.7L Eng. w/ Pulley	720-02193	720-0193
2000	4.7L Eng. w/o Pulley, w/ 17mm Dia. Shaft	--	720-0186
2000	4.7L Eng. w/o Pulley, w/ 18mm Dia. Shaft	--	720-0187
2000	5.2L & 5.9L Eng.	731-2147	731-0127
1999-98	All	731-2147	731-0127
<b>JOURNEY</b>			
2015-11	2.4L Eng.	--	990-0859
2015-11	3.6L Eng.	--	920-0155
2010-09	2.4L Eng.	--	990-0859
2010-09	3.5L Eng.	--	920-0148
<b>M300 MOTOR HOME</b>			
1983-80	6 Cyl. Eng.	731-2148	731-0127
1983-80	8 Cyl. Eng.	731-2148	731-0127

# Power Steering Pump

Years	Application	With Reservoir	Without Reservoir
<b>DODGE TRUCKS (cont'd)</b>			
<b>M300 MOTOR HOME (Cont'd)</b>			
1979-75	6 Cyl. Eng.	732-2145	732-0105
1979-75	8 Cyl. Eng.	732-2145	732-0105
1974-72	6 & 8 Cyl. Eng.	732-2123	732-0101
1971-69	6 & 8 Cyl. Eng. (Ross Steering Gear)	--	790-0102
1971-69	6 & 8 Cyl. Eng. (Saginaw Steering Gear)	732-2123	732-0101
1968	8 Cyl. Eng.	--	790-0102
<b>NITRO</b>			
2011-09	3.7L Eng.	--	990-0867
2011-09	4.0L Eng.	--	990-1094
2008-07	3.7L Eng.	--	990-0867
2008-07	4.0L Eng.	--	990-1094
<b>R SERIES PICKUP (2WD &amp; 4WD)</b>			
2013	R2500, R3500 (2WD) 5.7L Eng.	--	920-0156
2012-11	R1500 (3.7L, 4.7L Eng.)	--	920-0153
2012-11	R1500 (5.7L Eng.)	--	950-0121
2012-11	R2500, R3500 (2WD) 5.7L Eng.	--	920-0156
2012-11	R2500, R3500, R4500, R5500 (6.7L Eng.)	--	920-0154
2010	R1500 (3.7L, 4.7L Eng.)	--	920-0136
2010	R2500, R3500 - (2WD) 5.7L Eng.	--	920-0146
2009	R1500 (3.7L, 4.7L Eng.)	--	920-0136
2009	R1500 (5.7L Eng.)	--	920-0139
2009	R2500, R3500 (Exc. Cab Chassis)	--	950-0118
2009	R4500, R5500	--	950-0118
2008	R1500 (3.7L, 4.7L Eng.)	--	950-0120
2008	R1500 (5.7L Eng.) Exc. Mega Cab	--	950-0120
2008	R1500 (5.7L Eng.) Mega Cab	--	950-0118
2008	R2500, R3500, R4500, R5500	--	950-0118
2007	R1500 w/ Bolt On Back Plate	TBA	950-0120
2007	R1500 wo/ Bolt On Back Plate	720-01126	720-0126
2007	R2500, R3500 w/ Bolt On Back Plate	--	950-0118
2007	R2500, R3500 wo/ Bolt On Back Plate	720-01125	720-0125
2006-05	R1500 (8.3L Eng.)	--	733-0105
2006-05	R1500 (Exc. 8.3L Eng.) w/ Bolt On Back Plate	TBA	950-0120
2006-05	R1500 (Exc. 8.3L Eng.) wo/ Bolt On Back Plate	720-01126	720-0126
2006-05	R2500, R3500 w/ Bolt On Back Plate	--	950-0118
2006-05	R2500, R3500 wo/ Bolt On Back Plate	720-01125	720-0125
2004-03	R1500 w/ Bolt On Back Plate	TBA	950-0120
2004-03	R1500 wo/ Bolt On Back Plate	720-01126	720-0126
2004-03	R2500, R3500 w/ Bolt On Back Plate	--	950-0118
2004-03	R2500, R3500 wo/ Bolt On Back Plate	720-01125	720-0125
2002	R1500	720-01126	720-0126
2002	R2500 (Diesel Eng.)	730-2108	730-0104
2002	R2500 (Gas Eng.)	731-2201	731-0125
2002	R3500 (Diesel Eng.)	730-2108	730-0104
2002	R3500 (Gas Eng.)	731-2162	731-0125
2001-98	R1500	731-2201	731-0125
2001-98	R2500 (Diesel Eng.)	730-2108	730-0104
2001-98	R2500 (Gas Eng.)	731-2201	731-0125
2001-98	R3500 (Diesel Eng.)	730-2108	730-0104

Years	Application	With Reservoir	Without Reservoir
<b>DODGE TRUCKS (cont'd)</b>			
<b>R SERIES PICKUP (2WD &amp; 4WD) (Cont'd)</b>			
2001-98	R3500 (Gas Eng.)	731-2162	731-0125
1997	R1500	731-2201	731-0125
1997	R2500, R3500 (Diesel Eng.)	730-2108	730-0104
1997	R2500, R3500 (Gas Eng.)	731-2201	731-0125
1996-94	All Diesel Eng.	731-2214	731-0124
1996-94	All Gas Eng.	731-2201	731-0125
<b>RAIDER</b>			
1989	4 Cyl. Eng.	--	920-0124
1989	6 Cyl. Eng.	--	930-0111
1988-87	4 Cyl. Eng.	--	920-0124
<b>RAM 50, POWER RAM 50, D-50 PICKUP</b>			
1993-90	4 Cyl. Eng.	--	920-0118
1993-90	6 Cyl. Eng. w/ A.T.	--	920-0125
1993-90	6 Cyl. Eng. w/ M.T.	--	990-0354
1989-87	4 Cyl. 2.0L Eng.	--	920-0116
1989-87	4 Cyl. 2.6L Eng.	--	920-0118
1986	4 Cyl. 2.0L Eng.	--	990-0284
1986	4 Cyl. 2.6L Eng.	--	920-0121
1985	4 Cyl. 2.0L Eng.	--	990-0284
1985	4 Cyl. 2.3L (Diesel) Eng. 2WD	--	990-0284
1985	4 Cyl. 2.3L (Diesel) Eng. 4WD	--	920-0122
1985	4 Cyl. 2.6L Eng.	--	920-0121
1984	4 Cyl. 2.0L & 2.3L. 2WD	--	990-0284
1984	4 Cyl. 2.0L & 2.3L. 4WD	--	920-0122
1984	4 Cyl. 2.6L Eng.	--	920-0121
1983	4 Cyl. 2.0L Eng.	--	920-0112
1983	4 Cyl. 2.3L (Diesel) Eng.	--	920-0112
1983	4 Cyl. 2.6L Eng.	--	920-0121
1982-81	4 Cyl. Eng.	--	920-0121
1980	4 Cyl. Eng. (Before 11/79)	--	920-0112
1980	4 Cyl. Eng. (From 11/79)	--	920-0121
1979-78	4 Cyl. Eng.	--	920-0112
1977	4 Cyl. (From 11/77) w/ Spline-Type Shaft	--	920-0112
<b>RAMCHARGER</b>			
1993-92	8 Cyl. 5.2L Eng.	731-2147	731-0127
1993-92	8 Cyl. 5.9L Eng.	731-2156	731-0127
1991-90	All	731-2156	731-0127
1989	8 Cyl. Eng. w/ Remote Fill	731-2246	731-0127
1989	8 Cyl. Eng. w/o Remote Fill	731-2156	731-0127
1988	6 Cyl. Eng.	731-2156	731-0127
1988	8 Cyl. Eng. w/ Remote Fill	731-2184	731-0118
1988	8 Cyl. Eng. w/o Remote Fill	731-2156	731-0127
1987-86	6 Cyl. Eng.	731-2148	731-0116
1987-86	8 Cyl. Eng. w/ Remote Fill	731-2184	731-0118
1987-86	8 Cyl. Eng. w/o Remote Fill	731-2156	731-0127
1985-84	6 Cyl. Eng.	731-2148	731-0116
1985-84	8 Cyl. Eng. w/ Remote Fill	731-2184	731-0118
1985-84	8 Cyl. Eng. w/o Remote Fill	731-2148	731-0116
1983-80	All	731-2148	731-0116
1979-75	All	732-2145	732-0105
1974	All	732-2123	732-0101

# Power Steering Pump

Years	Application	With Reservoir	Without Reservoir
<b>DODGE TRUCKS (cont'd)</b>			
<b>RAMPAGE</b>			
1984-82	All	731-2143	731-0128
<b>SPRINTER 2500, 3500</b>			
2009	3.0L Eng.	--	950-0119
2008-07	3.0L Eng.	--	950-0119
2008-07	3.5L Eng.	--	990-0852
2006-03	All	--	990-0851
<b>DODGE TRUCKS - MEDIUM DUTY</b>			
<b>C700-900, CT700</b>			
1974-69	7M Axle	732-2123	732-0101
<b>D400-700</b>			
1981-80	D400, 500	731-2148	731-0127
1974-69	4.5M Axle	732-2123	732-0101
<b>L600-700</b>			
1974-69	Medium Tilt	732-2123	732-0101
<b>EAGLE</b>			
<b>2000 GTX (Canada)</b>			
1993-91	All	--	920-0131
<b>MEDALLION</b>			
1989	4 Cyl. Eng. w/ Remote Reservoir	--	735-0113
1989	4 Cyl. Eng. w/o Remote Reservoir	731-2188	731-0118
1989	6 Cyl. Eng.	--	735-0107
1988	4 Cyl. Eng. w/ Remote Reservoir	--	735-0113
1988	4 Cyl. Eng. w/o Remote Reservoir	731-2188	731-0118
<b>PREMIER</b>			
1992-90	6 Cyl. Eng.	--	735-0109
1989-88	4 Cyl. Eng.	--	733-0123
1989-88	6 Cyl. Eng.	--	735-0109
<b>SUMMIT</b>			
1996	1.5L Eng.	--	920-0103
1996	1.8L Eng. Sedan	--	920-0102
1996	1.8L Eng. Wagon	--	920-0129
1996	2.4L Eng.	--	920-0134
1995-94	1.5L Eng.	--	920-0130
1995-94	1.8L Eng. Sedan	--	920-0102
1995-94	1.8L Eng. Wagon	--	920-0129
1995-94	2.4L Eng.	--	920-0134
1993	1.5L Eng. Sedan (Before 7/92)	--	920-0130
1993	1.5L Eng. Sedan (From 7/92)	--	920-0104
1993	1.8L Eng. Sedan (Before 7/92)	--	920-0133
1993	1.8L Eng. Sedan (From 7/92)	--	920-0132
1993	1.8L Eng. Wagon	--	920-0129
1993	2.4L Eng.	--	920-0134
1992	1.5L Eng.	--	920-0131
1992	1.8L Eng.	--	920-0129
1992	2.4L Eng.	--	920-0131
1991	1.5L Eng.	--	920-0131
1990-89	1.5L Eng.	--	920-0131
1990-89	1.6L Eng.	--	920-0131

Years	Application	With Reservoir	Without Reservoir
<b>EAGLE (cont'd)</b>			
<b>TALON</b>			
1998	All	--	920-0135
1997-95	All w/ Turbo	--	990-0219
1997-95	All w/o Turbo	--	920-0135
1994-91	All	--	920-0131
1990	4 Cyl. Eng. w/ Aluminum Housing & Cast Iron Backplate	--	920-0131
1990	4 Cyl. Eng. w/ Cast Iron Housing	--	930-0111
<b>VISION</b>			
1997-95	6 Cyl. Eng.	--	734-0125
1994-93	6 Cyl. Eng.	--	733-0107
<b>FIAT</b>			
<b>BRAVA, 131</b>			
1981-79	All	--	990-0290
<b>FORD</b>			
<b>ASPIRE</b>			
1997-94	All	--	910-0113
<b>CONTOUR</b>			
2000-98	4 Cyl. Eng.	--	712-0119
2000-98	6 Cyl. Eng.	--	712-0185
1997-95	4 Cyl. 2.0L Eng.	--	712-0105
1997-95	6 Cyl. 2.5L Eng.	--	712-0185
<b>CROWN VICTORIA, COUNTRY SQUIRE, LTD (Full Size)</b>			
2011-09	w/ Pulley	--	712-0167A1
2011-09	w/o Pulley	--	712-0167
2008	All (Before 1/2/08), w/ Pulley	--	712-0132A1
2008	All (Before 1/2/08), w/o Pulley	--	712-0132
2008	All (From 1/2/08), w/ Pulley	--	712-0167A1
2008	All (From 1/2/08), w/o Pulley	--	712-0167
2007	All (Exc. Police), w/ Pulley	--	712-0132A1
2007	All (Exc. Police), w/o Pulley	--	712-0132
2007	All (Police), w/ Pulley	--	712-0129A1
2007	All (Police), w/o Pulley	--	712-0129
2006-03	All, Supplied w/ Pulley	--	712-0132A1
2006-03	All, Supplied w/o Pulley	--	712-0132
2002-99	All (Exc. Police, Taxi & Fleet) w/ Variable Assist, Supplied w/ EVO Component, w/o Pulley	--	712-0160P
2002-99	All (Exc. Police, Taxi & Fleet) w/ Variable Assist, Supplied w/o EVO Component	--	712-0160
2002-99	All (Exc. Police, Taxi & Fleet) w/ Variable Assist, Supplied w/ EVO Component, w/ Pulley	--	712-0160PA1
2002-99	All Police, Taxi & Fleet, w/ Pulley	--	712-0115A1
2002-99	All Police, Taxi & Fleet, w/o Pulley	--	712-0115
1998-96	All w/ Variable Assist, Supplied w/ EVO Component, w/o Pulley	--	712-0160P
1998-96	All w/ Variable Assist, Supplied w/ EVO Component, w/ Pulley	--	712-0160PA1
1998-96	All w/ Variable Assist, Supplied w/o EVO Component	--	712-0160

## Power Steering Pump

Years	Application	With Reservoir	Without Reservoir
<b>FORD (cont'd)</b>			
<b>CROWN VICTORIA, COUNTRY SQUIRE, LTD (Full Size) (Cont'd)</b>			
1995-92	8 Cyl. Eng. w/ Variable Assist, Supplied w/ EVO Component, w/o Pulley	--	712-0160P
1995-92	8 Cyl. Eng. w/ Variable Assist, Supplied w/ EVO Component, w/ Pulley	--	712-0160PA1
1995-92	8 Cyl. Eng. w/ Variable Assist, Supplied w/o EVO Component	--	712-0160
1991-90	8 Cyl. Eng. (Exc. Police)	711-2136	711-0111
1991-90	8 Cyl. Eng. Police	711-2123	711-0105
1989-84	8 Cyl. Eng., Crown Victoria, Country Squire	711-2117	711-0102
1983	8 Cyl. Eng. Crown Victoria, Country Squire	711-2117	711-0102
1982-79	8 Cyl. Eng.	711-2117	711-0102
1978	8 Cyl. 460 Eng. w/ Hydro-Boost, w/ A.C.	732-2170	732-0105
1978	8 Cyl. 460 Eng. w/ Hydro-Boost, w/o A.C.	732-2171	732-0105
1978	8 Cyl. Eng. (Exc. 460 Eng.) w/ Hydro-Boost	732-2171	732-0105
1978	8 Cyl. Eng. (Ford Pump) w/o Hydro-Boost	711-2115	711-0101
1978	8 Cyl. Eng. (Saginaw Pump) w/o Hydro-Boost	732-2162	732-0105
1977	8 Cyl. 460 Eng. w/ Hydro-Boost, w/ A.C.	732-2170	732-0105
1977	8 Cyl. 460 Eng. w/ Hydro-Boost, w/o A.C.	732-2171	732-0105
1977	8 Cyl. Eng. (Exc. 460 Eng.) w/ Hydro-Boost	732-2171	732-0105
1977	8 Cyl. Eng. (Saginaw Pump) w/o Hydro-Boost	732-2162	732-0105
1977	8 Cyl. Eng. w/o Hydro-Boost (Ford Pump) w/ A.C.	713-2113	713-0101
1977	8 Cyl. Eng. w/o Hydro-Boost (Ford Pump) w/o A.C.	713-2108	713-0101
1976	8 Cyl. 351 & 400 Eng. w/ Hydro-Boost, w/ A.C.	--	732-0105
1976	8 Cyl. 351 & 400 Eng. w/ Hydro-Boost, w/o A.C.	732-2171	732-0105
1976	8 Cyl. 460 Eng. w/ Hydro-Boost, w/A.C.	732-2170	732-0105
1976	8 Cyl. 460 Eng. w/ Hydro-Boost, w/o A.C.	732-2171	732-0105
1976	8 Cyl. Eng. (Ford Pump) w/o Hydro-Boost	713-2108	713-0101
1976	8 Cyl. Eng. (Saginaw Pump) w/o Hydro-Boost	732-2151	732-0105
1975	8 Cyl. Eng. (Ford Pump)	713-2108	713-0101
1975	8 Cyl. Eng. (Saginaw Pump)	732-2144	732-0105
1974	8 Cyl. 351 & 400 Eng. (Ford Pump)	713-2108	713-0101
1974	8 Cyl. 460 Eng. (Saginaw Pump)	732-2111	732-0101
1973-67	6 & 8 Cyl. Eng.	713-2108	713-0101
1966	6 Cyl. Eng.	713-2106	--
1966	8 Cyl. Eng. w/ A.C.	713-2107	--
1966	8 Cyl. Eng. w/o A.C.	713-2106	--
1965	6 & 8 Cyl. (Ford Pump) w/ A.C.	713-2107	--
1965	6 & 8 Cyl. (Ford Pump) w/o A.C.	713-2106	--
1965	6 & 8 Cyl. Eng. (Eaton Pump) w/ Front Mount	--	715-0101

Years	Application	With Reservoir	Without Reservoir
<b>FORD (cont'd)</b>			
<b>CROWN VICTORIA, COUNTRY SQUIRE, LTD (Full Size) (Cont'd)</b>			
1965	6 & 8 Cyl. Eng. (Eaton Pump) w/ Rear Mount	--	715-0102
1964-61	All w/ Front Mount	--	715-0101
1964-61	All w/ Rear Mount	--	715-0102
<b>CUSTOM, CUSTOM 500, COUNTRY SEDAN, GALAXIE, GALAXIE 500</b>			
1977	All (Ford Pump) w/o Hydro-Boost, w/ A.C.	713-2113	713-0101
1977	All (Ford Pump) w/o Hydro-Boost, w/o A.C.	713-2108	713-0101
1977	All (Saginaw Pump) w/o Hydro-Boost	732-2162	732-0105
1977	All 351 & 400 Eng. w/ Hydro-Boost	732-2171	732-0105
1977	All 460 Eng. w/ Hydro-Boost, w/A.C.	732-2170	732-0105
1977	All 460 Eng. w/ Hydro-Boost, w/o A.C.	732-2171	732-0105
1976	All (Ford Pump) w/o Hydro-Boost	713-2108	713-0101
1976	All (Saginaw Pump) w/o Hydro-Boost	732-2151	732-0105
1976	All 351 & 400 Eng. w/ Hydro-Boost, w/ A.C.	--	732-0105
1976	All 351 & 400 Eng. w/ Hydro-Boost, w/o A.C.	732-2171	732-0105
1976	All 460 Eng. w/ Hydro-Boost, w/ A.C.	732-2170	732-0105
1976	All 460 Eng. w/ Hydro-Boost, w/o A.C.	732-2171	732-0105
1975	All (Ford Pump)	713-2108	713-0101
1975	All (Saginaw Pump)	732-2144	732-0105
1974	8 Cyl. 351 & 400 Eng. (Ford Pump)	713-2108	713-0101
1974	8 Cyl. 460 Eng. (Saginaw Pump)	732-2111	732-0101
1973-67	All	713-2108	713-0101
1966	6 Cyl. Eng.	713-2106	--
1966	8 Cyl. Eng. w/ A.C.	713-2107	--
1966	8 Cyl. Eng. w/o A.C.	713-2106	--
1965	All (Eaton Pump) w/ Front Mount	--	715-0101
1965	All (Eaton Pump) w/ Rear Mount	--	715-0102
1965	All (Ford Pump) w/ A.C.	713-2107	--
1965	All (Ford Pump) w/o A.C.	713-2106	--
1964-61	All (Eaton Pump) w/ Front Mount	--	715-0101
1964-61	All (Eaton Pump) w/ Rear Mount	--	715-0102
<b>ESCORT, EXP, ZX2</b>			
2003-98	All (Exc. ZX2)	--	712-0109
2003-98	ZX2	--	712-0150
1997	All	--	712-0109
1996-91	4 Cyl. 1.8L Eng.	--	910-0110
1996-91	4 Cyl. 1.9L Eng.	711-2133	711-0109
1990	4 Cyl. Eng. w/ CFI	711-2122	711-0114
1990	4 Cyl. Eng. w/ EFI	711-2126	711-0114
1989-88	4 Cyl. Eng. w/ CFI	711-2114	711-0117
1989-88	4 Cyl. Eng. w/ EFI	711-2116	711-0117
1987-86	4 Cyl. 1.9L Eng. w/ CFI	711-2114	711-0117
1987-86	4 Cyl. 1.9L Eng. w/ EFI	711-2116	711-0117
1987-86	4 Cyl. 2.0L (Diesel) Eng.	711-2114	711-0117
1985-81	4 Cyl. Eng.	711-2114	711-0117

# Power Steering Pump

Years	Application	With Reservoir	Without Reservoir
<b>FORD (cont'd)</b>			
<b>FAIRMONT</b>			
1983-80	All	711-2119	711-0117
1979	4 Cyl. Eng.	711-2115	711-0101
1979	6 Cyl. Eng. (Ford Pump)	711-2115	711-0101
1979	6 Cyl. Eng. (Saginaw Pump)	732-2161	732-0105
1979	8 Cyl. Eng. (Ford Pump - Original O.E. Style Pump)	711-2115	711-0101
1979	8 Cyl. Eng. (Saginaw Pump)	732-2161	732-0105
1978	4 Cyl. Eng.	711-2115	711-0101
1978	6 Cyl. Eng. (Ford Pump)	711-2115	711-0101
1978	8 Cyl. Eng. (Ford Pump - Original O.E. Style Pump)	711-2115	711-0101
1978	8 Cyl. Eng. (Ford Pump - Original O.E. Style Pump) w/o A.C.	711-2115	711-0101
1978	8 Cyl. Eng. w/ A.C.	711-2115	711-0101
<b>FALCON, SPRINT</b>			
1970	6 Cyl. Eng.	713-2109	713-0101
1970	8 Cyl. Eng.	713-2110	713-0104
1969	6 Cyl. Eng.	713-2109	713-0101
1969	8 Cyl. Eng.	713-2111	713-0101
1968-67	All	713-2109	713-0101
1966	All w/ A.C.	713-2107	--
1966	All w/o A.C.	713-2106	--
1965	Eaton Pump, w/ Front Mount	--	715-0101
1965	Eaton Pump, w/ Rear Mount	--	715-0102
1965	Ford Pump, w/ A.C.	713-2107	--
1965	Ford Pump, w/o A.C.	713-2106	--
1964-63	6 Cyl. Eng. w/ Front Mount	--	715-0101
1964-63	6 Cyl. Eng. w/ Rear Mount	--	715-0102
<b>FESTIVA</b>			
1993-90	4 Cyl. Eng.	--	910-0108
<b>FIVE HUNDRED</b>			
2007-05	All	--	712-0159
<b>FOCUS</b>			
2011-07	All	--	712-0153
2006	All (Before 10/3/2005)	--	712-0140
2006	All (From 10/3/2005)	--	712-0153
2005	All	--	712-0140
2004	All 2.0L DOHC Eng.	--	712-0119
2004	All 2.0L SOHC Eng.	--	910-0103
2004	All 2.3L Eng.	--	712-0140
2003	All 2.0L DOHC Eng. (Exc. SVT)	--	712-0119
2003	All 2.0L DOHC Eng. SVT	--	712-0141
2003	All 2.0L SOHC Eng.	--	910-0103
2003	All 2.3L Eng.	--	712-0140
2002	All DOHC Eng. (Exc. SVT)	--	712-0123
2002	All DOHC Eng. SVT	--	712-0141
2002	All SOHC Eng.	--	910-0103
2001	All DOHC Eng.	--	712-0123
2001	All SOHC Eng.	--	910-0103
2000	All DOHC Eng.	--	712-0123
2000	All SOHC Eng.	--	712-0124

Years	Application	With Reservoir	Without Reservoir
<b>FORD (cont'd)</b>			
<b>FUSION</b>			
2012-10	6 Cyl. 3.5L Eng.	--	712-0187
2009-06	4 Cyl. 2.3L Eng.	--	712-0166
2009-06	6 Cyl. 3.0L Eng.	--	712-0164
<b>GRANADA</b>			
1982-80	All	711-2119	711-0117
1979	6 Cyl. Eng. (Ford Pump)	711-2115	711-0101
1979	6 Cyl. Eng. (Saginaw Pump)	732-2161	732-0105
1979	8 Cyl. Eng. (Ford Pump)	711-2115	711-0101
1979	8 Cyl. Eng. (Saginaw Pump)	732-2161	732-0105
1978	6 Cyl. Eng. w/ Hydro-Boost	711-2113	711-0120
1978	6 Cyl. Eng. w/o Hydro-Boost	711-2115	711-0101
1978	8 Cyl. Eng. (Ford Pump - Original O.E. Style Pump) w/o Hydro-Boost, w/o A.C.	711-2115	711-0101
1978	8 Cyl. Eng. w/ Hydro-Boost	711-2113	711-0120
1978	8 Cyl. Eng. w/o Hydro-Boost, w/ A.C.	711-2115	711-0101
1977	6 Cyl. Eng. w/ Hydro-Boost	713-2122	713-0105
1977	6 Cyl. Eng. w/o Hydro-Boost	713-2118	713-0105
1977	8 Cyl. Eng. w/ Hydro-Boost	713-2123	713-0105
1977	8 Cyl. Eng. w/o Hydro-Boost	713-2118	713-0105
1976	6 Cyl. Eng. w/ Hydro-Boost (Before 4/5/76) w/ Male Pressure Fitting	713-2120	713-0101
1976	6 Cyl. Eng. w/ Hydro-Boost (From 4/5/76) w/ Female Pressure Fitting w/ "O" Ring	713-2122	713-0105
1976	6 Cyl. Eng. w/o Hydro-Boost (Before 4/5/76) w/ Male Pressure Fitting	713-2113	713-0101
1976	6 Cyl. Eng. w/o Hydro-Boost (From 4/5/76) w/ Female Pressure Fitting w/ "O" Ring	713-2118	713-0105
1976	8 Cyl. Eng. w/ Hydro-Boost (Before 4/5/76) w/ Brass Seat	713-2121	713-0104
1976	8 Cyl. Eng. w/ Hydro-Boost (From 4/5/76) w/ Female Pressure Fitting w/ "O" Ring	713-2123	713-0105
1976	8 Cyl. Eng. w/o Hydro-Boost (Before 4/5/76)	713-2115	713-0104
1976	8 Cyl. Eng. w/o Hydro-Boost (From 4/5/76)	713-2118	713-0105
1975	6 Cyl. Eng. w/ Hydro-Boost	713-2120	713-0101
1975	6 Cyl. Eng. w/o Hydro-Boost	713-2112	713-0101
1975	8 Cyl. Eng. w/ Hydro-Boost	713-2121	713-0104
1975	8 Cyl. Eng. w/o Hydro-Boost, w/ A.C.	713-2117	713-0104
1975	8 Cyl. Eng. w/o Hydro-Boost, w/o A.C.	713-2110	713-0104
<b>GT</b>			
2006-05	All	--	712-0172
<b>LTD (Mid Size)</b>			
1986	4 Cyl. Eng.	711-2119	711-0117
1986	6 Cyl. Eng.	711-2120	711-0113
1985-84	4 Cyl. Eng.	711-2119	711-0117
1985-84	6 Cyl. Eng.	711-2120	711-0113
1985-84	8 Cyl. Eng.	711-2120	711-0113
1983	4 Cyl. Eng.	711-2119	711-0117
1983	6 Cyl. Eng.	711-2120	711-0113

## Power Steering Pump

Years	Application	With Reservoir	Without Reservoir
<b>FORD (cont'd)</b>			
<b>LTD II</b>			
1979-78	All (Ford Pump)	711-2115	711-0101
1977	All	713-2108	713-0101
<b>MAVERICK</b>			
1977	6 Cyl. Eng. w/ Hydro-Boost	--	713-0105
1977	6 Cyl. Eng. w/o Hydro-Boost	713-2118	713-0105
1977	8 Cyl. Eng. w/ Hydro-Boost	--	713-0105
1977	8 Cyl. Eng. w/o Hydro-Boost	713-2118	713-0105
1976	6 Cyl. Eng. w/ Hydro-Boost	--	713-0105
1976	6 Cyl. Eng. w/o Hydro-Boost (Before 4/5/76) w/ Brass Seat	713-2113	713-0101
1976	6 Cyl. Eng. w/o Hydro-Boost (From 4/5/76) w/ Female Pressure Fitting w/ "O" Ring	713-2118	713-0105
1976	8 Cyl. Eng. w/ Hydro-Boost	--	713-0105
1976	8 Cyl. Eng. w/ Hydro-Boost (From 4/5/76) w/ Female Pressure Fitting w/ "O" Ring	713-2118	713-0105
1976	8 Cyl. Eng. w/o Hydro-Boost (Before 4/5/76) w/ Brass Seat	713-2114	713-0104
1975	6 Cyl. Eng.	713-2112	713-0101
1975	8 Cyl. Eng. w/ A.C.	713-2117	713-0104
1975	8 Cyl. Eng. w/o A.C.	713-2110	713-0104
1974-71	6 Cyl. Eng.	713-2109	713-0101
1974-71	8 Cyl. Eng.	713-2110	713-0104
1970	6 & 8 Cyl. Eng.	713-2109	713-0101
<b>MUSTANG, MUSTANG II</b>			
2010	6 Cyl. 4.0L Eng.	--	712-0142
2010	8 Cyl. 4.6L Eng.	--	712-0143
2010	8 Cyl. 5.4L Eng.	--	712-0188
2009-07	6 Cyl. 4.0L Eng.	--	712-0142
2009-07	8 Cyl. 4.6L Eng.	--	712-0143
2009-07	8 Cyl. 5.4L Eng.	--	712-0165
2006-05	6 Cyl. 4.0L Eng.	--	712-0142
2006-05	8 Cyl. 4.6L Eng.	--	712-0143
2004-01	6 Cyl. Eng.	711-2123	711-0106
2004-01	8 Cyl. DOHC Eng. w/ M.T., w/ Pulley	--	712-0145A1
2004-01	8 Cyl. DOHC Eng. w/ M.T., w/o Pulley	--	712-0145
2004-01	8 Cyl. SOHC Eng., w/ Pulley	--	712-0114A1
2004-01	8 Cyl. SOHC Eng., w/o Pulley	--	712-0114
2000	6 Cyl. Eng.	711-2123	711-0106
2000	8 Cyl. Eng., w/ Pulley	--	712-0114A1
2000	8 Cyl. Eng., w/o Pulley	--	712-0114
1999-96	6 Cyl. Eng.	711-2134	711-0106
1999-96	8 Cyl. Eng., w/ Pulley	--	712-0114A1
1999-96	8 Cyl. Eng., w/o Pulley	--	712-0114
1995-94	6 Cyl. Eng.	711-2134	711-0106
1995-94	8 Cyl. Eng.	711-2139	711-0112
1993-90	4 Cyl. Eng.	711-2125	715-0103
1993-90	8 Cyl. Eng.	711-2134	711-0106
1989	All	711-2119	711-0117
1988	4 Cyl. Eng.	711-2119	711-0117
1988	8 Cyl. Eng. w/ A.T.	711-2120	711-0113
1988	8 Cyl. Eng. w/ M.T. (Before 7/88)	711-2120	711-0113

Years	Application	With Reservoir	Without Reservoir
<b>FORD (cont'd)</b>			
<b>MUSTANG, MUSTANG II (Cont'd)</b>			
1988	8 Cyl. Eng. w/ M.T. (From 7/88)	711-2119	711-0117
1987-82	4 Cyl. Eng.	711-2119	711-0117
1987-82	6 & 8 Cyl. Eng.	711-2120	711-0113
1981-80	All	711-2120	711-0113
1979-77	All	711-2115	711-0101
1976-71	All	713-2112	713-0101
1970	6 Cyl. Eng.	713-2109	713-0101
1970	8 Cyl. 302 & 351 Eng.	713-2110	713-0104
1970	8 Cyl. 390 & 428 Eng.	713-2109	713-0101
1969-67	All	713-2109	713-0101
1966	6 Cyl. Eng.	713-2106	--
1966	8 Cyl. Eng. w/ A.C.	713-2107	--
1966	8 Cyl. Eng. w/o A.C.	713-2106	--
1965	All w/ A.C. (Ford Pump)	713-2107	--
1965	All w/ Front Mount (Eaton Pump)	--	715-0101
1965	All w/ Rear Mount (Eaton Pump)	--	715-0102
1965	All w/o A.C. (Ford Pump)	713-2106	--
1964	All w/ Front Mount	--	715-0101
1964	All w/ Rear Mount	--	715-0102
<b>PINTO</b>			
1980	4 Cyl. Eng.	711-2119	711-0117
1979-78	4 Cyl. Eng.	711-2115	711-0101
1979-78	6 Cyl. Eng. (Ford Pump - Original O.E. Style Pump)	711-2115	711-0101
1977	4 Cyl. Eng. (From 6/27/77) (Original Reservoir is Plastic)	711-2115	711-0101
1977	6 Cyl. Eng. (From 6/27/77) (Original Reservoir is Plastic)	711-2115	711-0101
1977	All (Before 6/27/77) (Original Reservoir is Metal)	713-2112	713-0101
1976-75	All	713-2112	713-0101
1974	4 Cyl. Eng.	--	713-0102
<b>PROBE</b>			
1997-93	All	--	910-0112
1992-90	4 Cyl. Eng.	--	910-0105
1992-90	6 Cyl. Eng.	--	910-0109
1989	All	--	910-0105
<b>RANCHERO</b>			
SEE FORD TRUCKS		--	--
<b>TAURUS</b>			
2012-10	All	--	712-0182
2009-08	All	--	712-0163
2007-06	6 Cyl. Eng. 3.0L (12 Valve) Eng.	711-2138	711-0108
2005-00	6 Cyl. Eng. 3.0L (12 Valve) Eng.	711-2138	711-0108
2005-00	6 Cyl. Eng. 3.0L (24 Valve) Eng.	--	712-0106
1999	6 Cyl. Eng. 3.0L (12 Valve) Eng.	711-2137	711-0107
1999	6 Cyl. Eng. 3.0L (24 Valve) Eng.	--	712-0106
1999	8 Cyl. 3.4L Eng. SHO	--	910-0102
1998-96	6 Cyl. 3.0L (12 Valve) Eng.	711-2136	711-0119
1998-96	6 Cyl. 3.0L (24 Valve) Eng.	--	712-0106
1998-96	8 Cyl. 3.4L Eng. SHO	--	910-0102

# Power Steering Pump

Years	Application	With Reservoir	Without Reservoir
<b>FORD (cont'd)</b>			
<b>TAURUS (Cont'd)</b>			
1995-93	6 Cyl. 3.0L Eng. (Exc. SHO)	711-2124	711-0103
1995-93	6 Cyl. 3.0L Eng. SHO	--	910-0106
1995-93	6 Cyl. 3.2L Eng. SHO	--	910-0106
1995-93	6 Cyl. 3.8L Eng.	711-2140	711-0103
1992	6 Cyl. 3.0L Eng. (Exc. SHO)	711-2140	711-0103
1992	6 Cyl. 3.0L Eng. SHO	--	910-0106
1992	6 Cyl. 3.8L Eng.	711-2140	711-0103
1991	4 Cyl. 2.5L Eng.	711-2130	711-0103
1991	6 Cyl. 3.0L Eng. (Exc. SHO)	711-2130	711-0103
1991	6 Cyl. 3.0L Eng. SHO	--	910-0106
1991	6 Cyl. 3.8L Eng.	711-2140	711-0103
1990	4 Cyl. Eng.	711-2130	711-0103
1990	6 Cyl. 3.0L Eng. (Exc. SHO)	711-2130	711-0103
1990	6 Cyl. 3.0L Eng. SHO	--	910-0106
1990	6 Cyl. 3.8L Eng.	711-2140	711-0103
1989	4 Cyl. Eng.	711-2118	711-0101
1989	6 Cyl. 3.0L Eng. (Exc. SHO)	711-2118	711-0101
1989	6 Cyl. 3.0L Eng. SHO	--	910-0106
1989	6 Cyl. 3.8L Eng.	711-2115	711-0101
1988	4 Cyl. Eng.	711-2118	711-0101
1988	6 Cyl. 3.0L Eng.	711-2118	711-0101
1988	6 Cyl. 3.8L Eng.	711-2115	711-0101
1987-86	4 Cyl. & 6 Cyl. Eng.	711-2118	711-0101
<b>TEMPO</b>			
1994-92	4 Cyl. Eng.	--	712-0103
1994-92	6 Cyl. Eng.	--	910-0111
1991-90	4 Cyl. Eng.	711-2139	711-0112
1989-84	4 Cyl. Eng.	711-2114	711-0117
<b>THUNDERBIRD</b>			
2005-03	All	--	910-0114
2002	All	--	712-0127
1997-94	6 Cyl. Eng. w/ Variable Assist, Supplied w/o EVO component	711-2127	711-0110
1997-94	6 Cyl. Eng. w/o Variable Assist	711-2134	711-0106
1997-94	8 Cyl. Eng., w/ Pulley	--	712-0120A1
1997-94	8 Cyl. Eng., w/o Pulley	--	712-0120
1993-91	6 Cyl. Eng. w/ Variable Assist, Supplied w/o EVO component	711-2127	711-0110
1993-91	6 Cyl. Eng. w/o Variable Assist	711-2134	711-0106
1993-91	8 Cyl. Eng. w/ Variable Assist, Supplied w/ EVO Component	711-2131P	--
1993-91	8 Cyl. Eng. w/ Variable Assist, Supplied w/o EVO Component	711-2131	711-0116
1993-91	8 Cyl. Eng. w/o Variable Assist	711-2130	--
1990	6 Cyl. Eng. w/ Variable Assist, Supplied w/o EVO component	711-2127	711-0110
1990	6 Cyl. Eng. w/o Variable Assist	711-2134	711-0106
1989	6 Cyl. Eng. w/ Variable Assist, Supplied w/o EVO component	711-2127	711-0110
1989	6 Cyl. Eng. w/o Variable Assist	711-2135	711-0118
1988	4 Cyl. Eng.	711-2116	711-0117
1988	6 Cyl. Eng. w/ Handling Suspension	711-2120	711-0113

Years	Application	With Reservoir	Without Reservoir
<b>FORD (cont'd)</b>			
<b>THUNDERBIRD (Cont'd)</b>			
1988	6 Cyl. Eng. w/o Handling Suspension (Before 7/88)	711-2120	711-0113
1988	6 Cyl. Eng. w/o Handling Suspension (From 7/88)	711-2119	711-0117
1988	8 Cyl. Eng.	711-2120	711-0113
1987	4 Cyl. Eng.	711-2116	711-0117
1987	6 & 8 Cyl. Eng.	711-2120	711-0113
1986-83	4 Cyl. Eng.	711-2119	711-0117
1986-83	6 & 8 Cyl. Eng.	711-2120	711-0113
1982	6 Cyl. 200 Eng.	711-2120	711-0113
1982	6 Cyl. 232 Eng.	711-2115	711-0101
1982	8 Cyl. Eng.	711-2115	711-0101
1981-80	6 Cyl. Eng. (Ford Pump - Original O.E. Style Pump)	711-2115	711-0101
1981-80	8 Cyl. Eng. (Ford Pump - Original O.E. Style Pump) w/o A.C.	711-2115	711-0101
1981-80	8 Cyl. Eng. w/ A.C.	711-2115	711-0101
1979-78	8 Cyl. Eng. (Ford Pump - Original O.E. Style Pump)	711-2115	711-0101
1977	8 Cyl. Eng.	713-2108	713-0101
1976-75	8 Cyl. Eng. w/ Hydro-Boost	732-2170	732-0105
1976-75	8 Cyl. Eng. w/o Hydro-Boost	732-2151	732-0105
1974	8 Cyl. Eng.	732-2134	732-0101
1973	8 Cyl. Eng. w/ A.C.	732-2129	732-0101
1973	8 Cyl. Eng. w/o A.C.	732-2111	732-0101
1972	8 Cyl. Eng. (Ford Pump)	713-2108	713-0101
1972	8 Cyl. Eng. (Saginaw Pump)	732-2129	732-0101
1971-67	8 Cyl. Eng.	713-2108	713-0101
1966	8 Cyl. Eng.	713-2107	--
1965-58	8 Cyl. Eng. (Ford Pump)	713-2107	--
1965-58	8 Cyl. Eng. w/ Front Mount (Eaton Pump)	--	715-0101
1965-58	8 Cyl. Eng. w/ Rear Mount (Eaton Pump)	--	715-0102
<b>TORINO, GRAN TORINO, FAIRLANE, RANCH WAGON</b>			
1976-72	All	713-2108	713-0101
1971-70	6 Cyl. Eng.	713-2109	713-0101
1971-70	8 Cyl. Eng.	713-2111	713-0101
1969	6 Cyl. Eng.	713-2109	713-0101
1969	8 Cyl. 302 & 351 Eng.	713-2111	713-0101
1969	8 Cyl. 390, 427 & 428 Eng.	713-2109	713-0101
1968-67	All	713-2109	713-0101
1966	All w/ A.C.	713-2107	--
1966	All w/o A.C.	713-2106	--
1965	All w/ A.C. (Ford Pump)	713-2107	--
1965	All w/ Front Mount (Eaton Pump)	--	715-0101
1965	All w/ Rear Mount (Eaton Pump)	--	715-0102
1965	All w/o A.C. (Ford Pump)	713-2106	--
1964-62	All w/ Front Mount	--	715-0101
1964-62	All w/ Rear Mount	--	715-0102

## Power Steering Pump

Years	Application	With Reservoir	Without Reservoir
<b>FORD TRUCKS</b>			
<b>AEROSTAR</b>			
1997-90	6 Cyl. Eng.	711-2140	711-0103
1989	6 Cyl. Eng. (Before 3/89)	711-2115	711-0101
1989	6 Cyl. Eng. (From 3/89)	711-2136	711-0111
1988-86	4 & 6 Cyl. Eng.	711-2115	711-0101
<b>BRONCO</b>			
1996-90	All	711-2141	--
1989	6 & 8 Cyl. Eng. (Before 3/89)	711-2115	711-0101
1989	6 & 8 Cyl. Eng. (From 3/89)	711-2123	711-0105
1988-78	All (Ford Pump)	711-2115	711-0101
1977-76	6 & 8 Cyl. Eng.	713-2112	713-0101
1975	6 & 8 Cyl. Eng.	713-2108	713-0101
1974-72	6 & 8 Cyl. Eng.	713-2112	713-0101
<b>BRONCO II</b>			
1990	6 Cyl. Eng.	711-2134	711-0106
1989-86	4 & 6 Cyl. Eng.	711-2120	711-0113
1985	All Diesel Eng.	--	733-0135
1985	All Gas Eng.	711-2120	711-0113
1984	6 Cyl. Eng.	711-2120	711-0113
<b>E SERIES VAN (Includes Super Duty)</b>			
2010-09	All (Exc. Diesel Eng.), w/ Pulley	--	712-0186A1
2010-09	All (Exc. Diesel Eng.), w/o Pulley	--	712-0186
2010-09	All Diesel Eng., w/ Pulley	--	712-0149A1
2010-09	All Diesel Eng., w/o Pulley	--	712-0149
2008	All Diesel Eng., w/ Pulley	--	712-0149A1
2008	All Diesel Eng., w/o Pulley	--	712-0149
2008	All Gas Eng., w/ Pulley	--	712-0186A1
2008	All Gas Eng., w/o Pulley	--	712-0186
2007	All Diesel Eng., w/ Pulley	--	712-0149A1
2007	All Diesel Eng., w/o Pulley	--	712-0149
2007	All Gas Eng. (Before 10/16/2006)	--	712-0116
2007	All Gas Eng. (Before 10/16/2006), w/ Pulley	--	712-0116A2
2007	All Gas Eng. (From 10/16/2006), w/ Pulley	--	712-0186A1
2007	All Gas Eng. (From 10/16/2006), w/o Pulley	--	712-0186
2006-04	E150, w/ Pulley	--	712-0116A2
2006-04	E150, w/o Pulley	--	712-0116
2006-04	E250 (Exc. Stripped Chassis), w/ Pulley	--	712-0116A2
2006-04	E250 (Exc. Stripped Chassis), w/o Pulley	--	712-0116
2006-04	E250 Stripped Chassis	731-2194	731-0125
2006-04	E350, E450 - (Exc. Stripped Chassis) Diesel Eng., w/o Pulley	--	712-0149
2006-04	E350, E450 - (Exc. Stripped Chassis) Diesel Eng., w/ Pulley	--	712-0149A1
2006-04	E350, E450 - (Exc. Stripped Chassis) Gas Eng., w/ Pulley	--	712-0116A2
2006-04	E350, E450 - (Exc. Stripped Chassis) Gas Eng., w/o Pulley	--	712-0116
2006-04	E350, E450 - Stripped Chassis	731-2194	731-0125
2003-99	All (Exc. Stripped Chassis), w/ Pulley, 6 Cyl. Eng.	--	712-0116A1

Years	Application	With Reservoir	Without Reservoir
<b>FORD TRUCKS (cont'd)</b>			
<b>E SERIES VAN (Includes Super Duty) (Cont'd)</b>			
2003-99	All (Exc. Stripped Chassis), w/ Pulley, 8 Cyl. Eng.	--	712-0116A2
2003-99	All (Exc. Stripped Chassis), w/o Pulley	--	712-0116
2003-99	All Stripped Chassis	731-2194	731-0125
1998-97	E150, w/ Pulley, 6 Cyl. Eng.	--	712-0116A1
1998-97	E150, w/ Pulley, 8 Cyl. Eng.	--	712-0116A2
1998-97	E150, w/o Pulley	--	712-0116
1998-97	E250 (Exc. Stripped Chassis), w/ Pulley, 6 Cyl. Eng.	--	712-0116A1
1998-97	E250 (Exc. Stripped Chassis), w/ Pulley, 8 Cyl. Eng.	--	712-0116A2
1998-97	E250 (Exc. Stripped Chassis), w/o Pulley	--	712-0116
1998-97	E250 Stripped Chassis	731-2194	731-0125
1998-97	E350 Diesel Eng. (Exc. Stripped Chassis)	711-2124	711-0104
1998-97	E350 Diesel Eng. Stripped Chassis	731-2194	731-0125
1998-97	E350 Gas Eng. (Exc. Stripped Chassis), w/ Pulley	--	712-0116A2
1998-97	E350 Gas Eng. (Exc. Stripped Chassis), w/o Pulley	--	712-0116
1998-97	E350 Gas Eng. Stripped Chassis	731-2194	731-0125
1998-97	Super Duty Diesel Eng.	711-2124	711-0104
1998-97	Super Duty Gas Eng., w/ Pulley	--	712-0116A2
1998-97	Super Duty Gas Eng., w/o Pulley	--	712-0116
1996	E150 (Exc. Stripped Chassis)	731-2153	731-0125
1996	E150 Stripped Chassis	731-2194	731-0125
1996	E250 (Exc. Stripped Chassis)	731-2153	731-0125
1996	E250 Stripped Chassis	731-2194	731-0125
1996	E350 Diesel Eng. (Exc. Stripped Chassis)	711-2124	711-0104
1996	E350 Diesel Eng. Stripped Chassis	731-2194	731-0125
1996	E350 Gas Eng. (Exc. Stripped Chassis)	731-2153	731-0125
1996	E350 Stripped Chassis	731-2194	731-0125
1996	Super Duty Diesel Eng.	711-2124	711-0104
1996	Super Duty Gas Eng.	731-2267	731-0125
1995-93	6 Cyl. Eng. (Exc. Stripped Chassis)	731-2153	731-0125
1995-93	6 Cyl. Eng. (Stripped Chassis)	731-2194	731-0125
1995-93	8 Cyl. 5.0L & 5.8L Eng. (Exc. Stripped Chassis)	731-2153	731-0125
1995-93	8 Cyl. 5.0L & 5.8L Eng. Stripped Chassis	731-2194	731-0125
1995-93	8 Cyl. 7.3L Eng. (Exc. Stripped Chassis)	711-2124	711-0104
1995-93	8 Cyl. 7.3L Eng. Stripped Chassis	731-2194	731-0125
1995-93	8 Cyl. 7.5L Eng. (Exc. Stripped Chassis)	731-2153	731-0125
1995-93	8 Cyl. 7.5L Eng. Stripped Chassis	731-2194	731-0125
1992	6 & 8 Cyl. Gas Eng. (Exc. Stripped Chassis)	731-2153	731-0125
1992	6 & 8 Cyl. Gas Eng. Stripped Chassis	731-2194	731-0125
1992	8 Cyl. Diesel Eng. (Before 12/91) (Exc. Stripped Chassis)	731-2187	731-0125
1992	8 Cyl. Diesel Eng. (Before 12/91) Stripped Chassis	731-2194	731-0125
1992	8 Cyl. Diesel Eng. (From 12/91)	711-2124	711-0104
1991-90	6 Cyl. Gas Eng. (Exc. Stripped Chassis)	731-2153	731-0125
1991-90	6 Cyl. Gas Eng. Stripped Chassis	731-2194	731-0125



# Power Steering Pump

Years	Application	With Reservoir	Without Reservoir
<b>FORD TRUCKS (cont'd)</b>			
<b>E SERIES VAN (Includes Super Duty) (Cont'd)</b>			
1991-90	8 Cyl. Diesel Eng. (Exc. Stripped Chassis)	731-2187	731-0125
1991-90	8 Cyl. Diesel Eng. Stripped Chassis	731-2194	731-0125
1991-90	8 Cyl. Gas Eng. (Exc. Stripped Chassis)	731-2153	731-0125
1989-83	6 Cyl. Eng.	731-2153	731-0125
1989-83	8 Cyl. Diesel Eng.	731-2187	731-0125
1989-83	8 Cyl. Gas Eng.	731-2153	731-0125
1982-80	6 & 8 Cyl. Eng.	731-2153	731-0125
1979-78	6 & 8 Cyl. Eng.	732-2151	732-0105
1977	6 & 8 Cyl. Eng. (From Serial Number 040001)	732-2151	732-0105
1977	6 & 8 Cyl. Eng. (To Serial Number 040000)	732-2163	732-0105
1976-75	6 & 8 Cyl. Eng.	732-2163	732-0105
1974-71	6 & 8 Cyl. Eng.	713-2116	713-0101
<b>EDGE</b>			
2014-12	4 Cyl. Eng.	--	910-0117
2014-12	6 Cyl. Eng.	--	910-0116
2011	All	--	910-0116
2010-07	All	--	712-0171
<b>ESCAPE</b>			
2007-05	4 Cyl. Eng.	--	712-0134
2007-05	6 Cyl. Eng.	--	910-0115
2004-01	4 Cyl. Eng.	--	712-0130
2004-01	6 Cyl. Eng.	--	712-0135
<b>EXCURSION</b>			
2005-04	All Diesel Eng., w/ Pulley	--	712-0131A2
2005-04	All Diesel Eng., w/o Pulley	--	712-0131
2005-04	All Gas Eng., w/ Pulley	--	712-0116A2
2005-04	All Gas Eng., w/o Pulley	--	712-0116
2003	All Diesel Eng., 6.0L, w/ Pulley	--	712-0131A2
2003	All Diesel Eng., 6.0L, w/o Pulley	--	712-0131
2003	All Diesel Eng., 7.3L	711-2121	711-0104
2003	All Gas Eng., w/ Pulley	--	712-0116A2
2003	All Gas Eng., w/o Pulley	--	712-0116
2002-00	All Diesel Eng.	711-2121	711-0104
2002-00	All Gas Eng., w/ Pulley	--	712-0116A2
2002-00	All Gas Eng., w/o Pulley	--	712-0116
<b>EXPEDITION</b>			
2011	All, w/ Pulley	--	712-0176A1
2011	All, w/o Pulley	--	712-0176
2009	All (Before 12/01/08), w/ Pulley	--	712-0175A1
2009	All (Before 12/01/08), w/o Pulley	--	712-0175
2009	All (From 12/01/08), w/ Pulley	--	712-0176A1
2009	All (From 12/01/08), w/o Pulley	--	712-0176
2008-07	All, w/ Pulley	--	712-0175A1
2008-07	All, w/o Pulley	--	712-0175
2006-03	All, w/ Pulley	--	712-0122A1
2006-03	All, w/o Pulley	--	712-0122
2002-97	All, Supplied w/ EVO Component, w/ Pulley	--	712-0160PA2

Years	Application	With Reservoir	Without Reservoir
<b>FORD TRUCKS (cont'd)</b>			
<b>EXPEDITION (Cont'd)</b>			
2002-97	All, Supplied w/ EVO Component, w/o Pulley	--	712-0160P
2002-97	All, Supplied w/o EVO Component	--	712-0160
<b>EXPLORER (Includes Sport, Sport Trac)</b>			
2010-06	6 Cyl. Eng.	--	712-0147
2010-06	8 Cyl. Eng., w/ Pulley	--	712-0148A1
2010-06	8 Cyl. Eng., w/o Pulley	--	712-0148
2005	All (Exc. Sport Trac), 6 Cyl. Eng.	--	712-0112
2005	All (Exc. Sport Trac), 8 Cyl. Eng., w/ Pulley	--	712-0151A1
2005	All (Exc. Sport Trac), 8 Cyl. Eng., w/o Pulley	--	712-0151
2005	Sport Trac, 2WD	--	715-0133
2005	Sport Trac, 4WD	--	712-0112
2004	All (Exc. Sport Trac), 6 Cyl. Eng.	--	712-0112
2004	All (Exc. Sport Trac), 8 Cyl. Eng. (Before 4/1/04), w/o Pulley	--	712-0121
2004	All (Exc. Sport Trac), 8 Cyl. Eng. (Before 4/1/04), w/ Pulley	--	712-0121A1
2004	All (Exc. Sport Trac), 8 Cyl. Eng. (From 4/1/04), w/o Pulley	--	712-0151
2004	All (Exc. Sport Trac), 8 Cyl. Eng. (From 4/1/04), w/ Pulley	--	712-0151A1
2004	Sport Trac, 2WD	--	715-0133
2004	Sport Trac, 4WD	--	712-0112
2003-02	All (Exc. Sport / Sport Trac), 6 Cyl. Eng.	--	712-0112
2003-02	All (Exc. Sport / Sport Trac), 8 Cyl. Eng., w/ Pulley	--	712-0121A1
2003-02	All (Exc. Sport / Sport Trac), 8 Cyl. Eng., w/o Pulley	--	712-0121
2003-02	Sport Trac, 2WD	--	715-0133
2003-02	Sport Trac, 4WD	--	712-0112
2003-02	Sport, 2WD	--	715-0133
2003-02	Sport, 4WD	--	712-0112
2001	All (Exc. Sport / Sport Trac), 6 Cyl. Eng.	--	712-0112
2001	All (Exc. Sport / Sport Trac), 8 Cyl. Eng.	--	712-0110
2001	Sport Trac, 2WD	--	715-0133
2001	Sport Trac, 4WD	--	712-0112
2001	Sport, 2WD	--	715-0133
2001	Sport, 4WD	--	712-0112
2000-97	6 Cyl. Eng. (OVH)	711-2140	711-0103
2000-97	6 Cyl. Eng. (SOHC)	--	712-0112
2000-97	8 Cyl. Eng.	--	712-0110
1996	6 Cyl. Eng.	711-2140	711-0103
1996	8 Cyl. Eng.	--	712-0110
1995	6 Cyl. Eng.	711-2140	711-0103
1994-91	6 Cyl. Eng.	711-2134	711-0106
<b>F SERIES, SUPER DUTY PICKUP (2WD &amp; 4WD)</b>			
2015	F450, 550 Super Duty, 6.8L, Gas Eng.	--	990-0118
2014	F450, 550 Super Duty, 6.8L, Gas Eng.	--	990-0118
2013	F450, 550 Super Duty, 6.8L, Gas Eng.	--	910-0118
2012-11	F450, 550 Super Duty, 6.8L, Gas Eng.	--	910-0118

## Power Steering Pump

Years	Application	With Reservoir	Without Reservoir
<b>FORD TRUCKS (cont'd)</b>			
<b>F SERIES, SUPER DUTY PICKUP (2WD &amp; 4WD) (Cont'd)</b>			
2010	F250, 350 Super Duty, 5.4L Gas Eng., w/ Pulley	--	712-0177A1
2010	F250, 350 Super Duty, 5.4L Gas Eng., w/o Pulley	--	712-0177
2010	F250, 350, 450, 550 Super Duty, 6.4L Diesel Eng.	--	712-0156
2010	F250, 350, 450, 550 Super Duty, 6.8L Gas Eng.	--	712-0157
2009	F150 (Before 12/01/08), w/ Pulley	--	712-0176A1
2009	F150 (Before 12/01/08), w/o Pulley	--	712-0176
2009	F250, 350 Super Duty, 5.4L Gas Eng., w/ Pulley	--	712-0177A1
2009	F250, 350 Super Duty, 5.4L Gas Eng., w/o Pulley	--	712-0177
2009	F250, 350, 450, 550 Super Duty, 6.4L Diesel Eng.	--	712-0156
2009	F250, 350, 450, 550 Super Duty, 6.8L Gas Eng.	--	712-0157
2008	F150 6 Cyl. Eng.	--	712-0158
2008	F150 8 Cyl. Eng., w/ Pulley	--	712-0122A1
2008	F150 8 Cyl. Eng., w/o Pulley	--	712-0122
2008	F250, 350 Super Duty, 5.4L Gas Eng., w/ Pulley	--	712-0177A1
2008	F250, 350 Super Duty, 5.4L Gas Eng., w/o Pulley	--	712-0177
2008	F250, 350, 450, 550 Super Duty, 6.4L Diesel Eng.	--	712-0156
2008	F250, 350, 450, 550 Super Duty, 6.8L Gas Eng.	--	712-0157
2007-06	F150 6 Cyl. Eng.	--	712-0158
2007-06	F150 8 Cyl. Eng., w/ Pulley	--	712-0122A1
2007-06	F150 8 Cyl. Eng., w/o Pulley	--	712-0122
2007-06	F250, 350, 450, 550 Super Duty, w/ Pulley	--	712-0154A2
2007-06	F250, 350, 450, 550 Super Duty, w/o Pulley	--	712-0154
2005	F150 6 Cyl. Eng.	--	712-0158
2005	F150 8 Cyl. Eng., w/ Pulley	--	712-0122A1
2005	F150 8 Cyl. Eng., w/o Pulley	--	712-0122
2005	F250, 350, 450, 550 Super Duty, Diesel Eng., w/ Pulley	--	712-0131A2
2005	F250, 350, 450, 550 Super Duty, Diesel Eng., w/o Pulley	--	712-0131
2005	F250, 350, 450, 550 Super Duty, Gas Eng., w/ Pulley	--	712-0154A2
2005	F250, 350, 450, 550 Super Duty, Gas Eng., w/o Pulley	--	712-0154
2004	F150 (Exc. Heritage & SVT), w/o Pulley	--	712-0122
2004	F150 (Exc. Heritage, Lightning & SVT), w/ Pulley	--	712-0122A1
2004	F150 Heritage & SVT, w/o Pulley	--	712-0115
2004	F150 Heritage, w/ Pulley, 6 Cyl Eng.	--	712-0115A1
2004	F150 Heritage, w/ Pulley, 8 Cyl Eng.	--	712-0115A2

Years	Application	With Reservoir	Without Reservoir
<b>FORD TRUCKS (cont'd)</b>			
<b>F SERIES, SUPER DUTY PICKUP (2WD &amp; 4WD) (Cont'd)</b>			
2004	F150 Lightning & SVT, w/ Pulley, 6 Cyl Eng.	--	712-0115A1
2004	F150 Lightning & SVT, w/ Pulley, 8 Cyl Eng.	--	712-0115A2
2004	F250, 350, 450, 550 Super Duty, 6.0L Diesel Eng., w/o Pulley	--	712-0131
2004	F250, 350, 450, 550 Super Duty, 6.0L Diesel Eng., w/ Pulley	--	712-0131A2
2004	F250, 350, 450, 550 Super Duty, Gas Eng., w/ Pulley	--	712-0116A2
2004	F250, 350, 450, 550 Super Duty, Gas Eng., w/o Pulley	--	712-0116
2003	F150, w/ Pulley, 6 Cyl Eng.	--	712-0115A1
2003	F150, w/ Pulley, 8 Cyl Eng., w/ 6-Groove Pulley	--	712-0115A1
2003	F150, w/ Pulley, 8 Cyl Eng., w/ 8-Groove Pulley	--	712-0115A2
2003	F150, w/o Pulley	--	712-0115
2003	F250, 350, 450, 550 Super Duty, 6.0L Diesel Eng., w/o Pulley	--	712-0131
2003	F250, 350, 450, 550 Super Duty, 6.0L Diesel Eng., w/ Pulley	--	712-0131A2
2003	F250, 350, 450, 550 Super Duty, 7.3L Diesel Eng.	711-2121	711-0104
2003	F250, 350, 450, 550 Super Duty, Gas Eng., w/ Pulley	--	712-0116A2
2003	F250, 350, 450, 550 Super Duty, Gas Eng., w/o Pulley	--	712-0116
2002	F150, w/ Pulley, 6 Cyl Eng.	--	712-0115A1
2002	F150, w/ Pulley, 8 Cyl Eng., w/ 6-Groove Pulley	--	712-0115A1
2002	F150, w/ Pulley, 8 Cyl Eng., w/ 8-Groove Pulley	--	712-0115A2
2002	F150, w/o Pulley	--	712-0115
2002	F250, 350, 450, 550 Super Duty, Diesel Eng.	711-2121	711-0104
2002	F250, 350, 450, 550 Super Duty, Gas Eng., w/ Pulley	--	712-0116A2
2002	F250, 350, 450, 550 Super Duty, Gas Eng., w/o Pulley	--	712-0116
2001-00	F150, w/ Pulley	--	712-0115A2
2001-00	F150, w/o Pulley	--	712-0115
2001-00	F250, 350, 450, 550 Super Duty, Diesel Eng.	711-2121	711-0104
2001-00	F250, 350, 450, 550 Super Duty, Gas Eng., w/ Pulley	--	712-0116A2
2001-00	F250, 350, 450, 550 Super Duty, Gas Eng., w/o Pulley	--	712-0116
1999	F150, w/ Pulley	--	712-0115A2
1999	F150, w/o Pulley	--	712-0115
1999	F250 (Exc. Super Duty) w/ Remote Reservoir, w/ Pulley	--	712-0115A2
1999	F250 (Exc. Super Duty) w/ Remote Reservoir, w/o Pulley	--	712-0115

# Power Steering Pump

Years	Application	With Reservoir	Without Reservoir
<b>FORD TRUCKS (cont'd)</b>			
<b>F SERIES, SUPER DUTY PICKUP (2WD &amp; 4WD) (Cont'd)</b>			
1999	F250 (Exc. Super Duty) w/o Remote Reservoir	711-2121	711-0104
1999	F250 Super Duty, Diesel Eng.	711-2121	711-0104
1999	F250 Super Duty, Gas Engine, w/ Pulley	--	712-0116A2
1999	F250 Super Duty, Gas Engine, w/o Pulley	--	712-0116
1999	F350, 450, 550 Super Duty, Diesel Eng.	711-2121	711-0104
1999	F350, 450, 550 Super Duty, Gas Eng., w/ Pulley	--	712-0116A2
1999	F350, 450, 550 Super Duty, Gas Eng., w/o Pulley	--	712-0116
1998	F150, w/ Pulley	--	712-0115A2
1998	F150, w/o Pulley	--	712-0115
1998	F250 w/ Remote Reservoir, w/ Pulley	--	712-0115A2
1998	F250 w/ Remote Reservoir, w/o Pulley	--	712-0115
1998	F250 w/o Remote Reservoir, w/ 1 Inlet Tube	711-2124	711-0104
1998	F250 w/o Remote Reservoir, w/ 2 Inlet Tubes	711-2121	711-0104
1997	F150, w/ Pulley	--	712-0115A2
1997	F150, w/o Pulley	--	712-0115
1997	F250 w/ Remote Reservoir, w/ Pulley	--	712-0115A2
1997	F250 w/ Remote Reservoir, w/o Pulley	--	712-0115
1997	F250 w/o Remote Reservoir, w/ 1 Inlet Tube, w/ Metric Threaded Fitting	711-2124	711-0104
1997	F250 w/o Remote Reservoir, w/ 1 Inlet Tube, w/ Standard Threaded Fitting	711-2141	--
1997	F250 w/o Remote Reservoir, w/ 2 Inlet Tubes	711-2121	711-0104
1997	F350 w/ 1 Inlet tube, w/ Metric Threaded Fitting	711-2124	711-0104
1997	F350, 450, 550 Super Duty	711-2121	--
1996-90	F150 w/ Metric Threaded Fitting	711-2124	711-0104
1996-90	F150 w/ Standard Threaded Fitting	711-2141	--
1996-90	F250 w/ 1 Inlet Tube, w/ Metric Threaded Fitting	711-2124	711-0104
1996-90	F250 w/ 1 Inlet Tube, w/ Standard Threaded Fitting	711-2141	--
1996-90	F250 w/ 2 Inlet Tubes	711-2121	711-0104
1996-90	F350 w/ Metric Threaded Fitting	711-2124	711-0104
1996-90	F350 w/ Standard Threaded Fitting	711-2141	--
1996-90	F350, 450, 550 Super Duty	711-2121	--
1989	6 Cyl. Eng. (Before 3/89)	711-2115	711-0101
1989	6 Cyl. Eng. (From 3/89)	711-2123	--
1989	8 Cyl. Eng. (Exc. Super Duty) (Before 3/89)	711-2115	711-0101
1989	8 Cyl. Eng. (Exc. Super Duty) (From 3/89)	711-2123	--
1989	8 Cyl. Eng. Super Duty (Before 3/89)	711-2113	711-0120
1989	8 Cyl. Eng. Super Duty (From 3/89)	711-2123	--
1988	6 Cyl. Eng.	711-2115	711-0101
1988	8 Cyl. Eng. (Exc. Super Duty)	711-2115	711-0101
1988	8 Cyl. Eng. Super Duty	711-2113	711-0120
1987-80	6 & 8 Cyl. Eng.	711-2115	711-0101

Years	Application	With Reservoir	Without Reservoir
<b>FORD TRUCKS (cont'd)</b>			
<b>F SERIES, SUPER DUTY PICKUP (2WD &amp; 4WD) (Cont'd)</b>			
1979-78	All (Ford Pump) (Original reservoir is Plastic)	711-2115	711-0101
1979-78	All (Saginaw Pump) (Original Reservoir is Metal)	--	732-0105
1977-67	6 & 8 Cyl. Eng.	713-2108	713-0101
1966	F100, F250	713-2106	--
1965	F100, F250 (Eaton Pump)	--	715-0101
1965	F100, F250 (Ford Pump)	713-2106	--
1964-58	6 & 8 Cyl. Eng.	--	715-0101
<b>F53 STRIPPED CHASSIS</b>			
2014-04	All w/ 15,700, 16,000, 18,000 lbs. GVW	--	712-0173
2014-04	All w/ 20,500, 22,000, 24,000, 26,000 lbs. GVW	--	712-0174
2003-99	All w/ 15,700, 16,000, 18,000 lbs. GVW	--	712-0173
1998-89	All	--	910-0107
<b>F59 STRIPPED CHASSIS</b>			
1998-89	All	--	910-0107
<b>FLEX</b>			
2012-09	All	--	712-0182
<b>FREESTAR</b>			
2007-04	All, Supplied w/ Pulley	--	712-0161A1
2007-04	All, Supplied w/o Pulley	--	712-0161
<b>FREESTYLE</b>			
2007-05	All	--	712-0159
<b>RANCHERO</b>			
1979-78	All (Ford Pump - Original O.E. Style Pump)	711-2115	711-0101
1977-72	All	713-2108	713-0101
1971-70	6 Cyl. Eng.	713-2109	713-0101
1971-70	8 Cyl. Eng.	713-2111	713-0101
1969	6 Cyl. Eng.	713-2109	713-0101
1969	8 Cyl. 302 & 351 Eng.	713-2111	713-0101
1969	8 Cyl. 390 & 428 Eng.	713-2109	713-0101
1968-67	All	713-2109	713-0101
1966	All w/ A.C.	713-2107	--
1966	All w/o A.C.	713-2106	--
1965	All (Eaton Pump) w/ Front Mount	--	715-0101
1965	All (Eaton Pump) w/ Rear Mount	--	715-0102
1965	All (Ford Pump) w/ A.C.	713-2107	--
1965	All (Ford Pump) w/o A.C.	713-2106	--
1964-63	All w/ Front Mount	--	715-0101
1964-63	All w/ Rear Mount	--	715-0102
<b>RANGER</b>			
2011-09	4 Cyl. 2.3L Eng.	--	712-0126
2011-09	6 Cyl. 4.0L Eng.	--	712-0112
2008-07	4 Cyl. 2.3L Eng.	--	712-0126
2008-07	6 Cyl. 3.0L Eng.	--	712-0180
2008-07	6 Cyl. 4.0L Eng.	--	712-0112
2006	4 Cyl. 2.3L Eng.	--	712-0126
2006	6 Cyl. 3.0L Eng. (Before 5/1/06)	711-2140	711-0103
2006	6 Cyl. 3.0L Eng. (From 5/1/06)	--	712-0180

## Power Steering Pump

Years	Application	With Reservoir	Without Reservoir
<b>FORD TRUCKS (cont'd)</b>			
<b>RANGER (Cont'd)</b>			
2006	6 Cyl. 4.0L Eng.	--	712-0112
2005-02	4 Cyl. 2.3L Eng.	--	712-0126
2005-02	6 Cyl. 3.0L Eng.	711-2140	711-0103
2005-02	6 Cyl. 4.0L Eng.	--	712-0112
2001	4 Cyl. 2.3L Eng.	--	712-0126
2001	4 Cyl. 2.5L Eng.	--	712-0126
2001	6 Cyl. 3.0L Eng.	711-2140	711-0103
2001	6 Cyl. 4.0L Eng.	--	712-0112
2000-98	All	711-2140	711-0103
1997-95	4 Cyl. Eng.	711-2139	711-0106
1997-95	6 Cyl. 3.0L Eng.	711-2130	711-0103
1997-95	6 Cyl. 4.0L Eng.	711-2139	711-0106
1994-93	4 Cyl. Eng.	711-2134	711-0106
1994-93	6 Cyl. 3.0L Eng.	711-2130	711-0103
1994-93	6 Cyl. 4.0L Eng.	711-2134	711-0106
1992	4 Cyl. Eng.	711-2134	711-0106
1992	6 Cyl. (Exc. 3.0L Eng.)	711-2134	711-0106
1992	6 Cyl. 3.0L Eng.	711-2130	711-0103
1991-90	4 & 6 Cyl. Eng.	711-2134	711-0106
1989-88	All	711-2120	711-0113
1987-85	All Diesel Eng.	--	733-0135
1987-85	All Gas Eng.	711-2120	711-0113
1984-83	All	711-2120	711-0113
<b>TAURUS X</b>			
2009-08	All	--	712-0163
<b>TRANSIT CONNECT</b>			
2012-10	All	--	712-0153
<b>WINDSTAR</b>			
2003-01	6 Cyl. 3.8L Eng., Supplied w/ Pulley	--	712-0118A1
2003-01	6 Cyl. 3.8L Eng., Supplied w/o Pulley	--	712-0118
2000-99	6 Cyl. 3.0L Eng.	711-2140	711-0103
2000-99	6 Cyl. 3.8L Eng., Supplied w/ Pulley	--	712-0118A1
2000-99	6 Cyl. 3.8L Eng., Supplied w/o Pulley	--	712-0118
1998-95	All	711-2140	711-0103
<b>FORD TRUCKS - MEDIUM DUTY</b>			
<b>B, F SERIES</b>			
2011-10	F650, w/ Hydraulic Brakes	--	736-0110
2011-10	F750, w/ Hydraulic Brakes	--	736-0110
2009-07	F650, Cummins Eng. and w/ Hydraulic Brakes	--	736-0110
2009-07	F750, Cummins Eng. and w/ Hydraulic Brakes	--	736-0110
1999-98	F800, Gas	--	736-0111
1997	F800, Gas, Casting #025184	--	736-0111
1996-94	F800, Casting #025184	--	736-0111
1986-85	B/F 600, 700, 6000, 7000 w/ Integral Hydraulic Brake Booster Pump (6 Cyl. Caterpillar Diesel Eng.)	--	731-0125
1986-85	B/F 600, 700, 6000, 7000 w/ Separate Hydraulic Brake Booster Pump	--	731-0125

Years	Application	With Reservoir	Without Reservoir
<b>FORD TRUCKS - MEDIUM DUTY (cont'd)</b>			
<b>B, F SERIES (Cont'd)</b>			
1984-83	B/F 600, 700 w/ Integral Hydraulic Brake Booster Pump (Gas Eng.) w/ 6000-9000 lb. Front Axle	--	714-0101
1984-83	B/F 600, 700, 6000, 7000 w/ Integral Hydraulic Brake Booster Pump (6 Cyl. Caterpillar Diesel Eng.)	--	731-0125
1984-83	B/F 600, 700, 6000, 7000 w/ Separate Hydraulic Brake Booster Pump	--	731-0125
1984-83	B/F 6000, 7000 w/ Integral Hydraulic Brake Booster Pump (Detroit Diesel Eng.) w/ 6000-9000 lb. Front Axle	--	714-0101
1982-80	B/F 600, 700 w/ Integral Hydraulic Brake Booster Pump (Gas Eng.) w/ 6000-9000 lb. Front Axle	--	714-0101
1982-80	B/F 600, 700, 6000, 7000 w/ Separate Hydraulic Brake Booster Pump	--	731-0125
1982-80	B/F 6000, 7000 w/ Integral Hydraulic Brake Booster Pump (Detroit Diesel Eng.) w/ 6000-9000 lb. Front Axle	--	714-0101
1979-58	6 Cyl. (Gas Eng.) w/ 1/2" Shaft Length	--	715-0101
1979-58	8 Cyl. (Gas Eng.) w/ 1/2" Shaft Length	--	790-2109
<b>C, CT SERIES</b>			
1986-84	All w/ Separate Hydraulic Brake Booster Pump	--	731-0125
1979-58	6 Cyl. (Gas Eng.) w/ 1/2" Shaft Length	--	715-0101
1979-58	8 Cyl. (Gas Eng.) w/ 1/2" Shaft Length	--	790-2109
<b>H, HT SERIES</b>			
1979-58	6 Cyl. (Gas Eng.) w/ 1/2" Shaft Length	--	715-0101
1979-58	8 Cyl. (Gas Eng.) w/ 1/2" Shaft Length	--	790-2109
<b>L, LN, LNT, LT, LTS SERIES</b>			
1986-84	All w/ Integral Hydraulic Brake Booster Pump (6 Cyl. Cummins NTC/Formula Diesel Eng.) w/ 16000-20000 lb Front Axle	--	714-0102
1986-84	All w/ Integral Hydraulic Brake Booster Pump (6 Cyl. Cummins NTC/Formula Diesel Eng.) w/ 9000-12000 lb Front Axle	--	714-0101
1986-84	All w/ Integral Hydraulic Brake Booster Pump (8 Cyl. Caterpillar Diesel Eng.) w/ 16000-20000 lb Front Axle	--	714-0102
1986-84	All w/ Integral Hydraulic Brake Booster Pump (8 Cyl. Gas Eng.) (Exc. LN600, 700) w/ 16000-20000 lb Front Axle	--	714-0101
1986-84	All w/ Integral Hydraulic Brake Booster Pump (8 Cyl. Gas Eng.) (Exc. LN600, 700) w/ 7000-12000 lb Front Axle	--	714-0101
1986-84	All w/ Separate Hydraulic Brake Booster Pump	--	731-0125
1983-80	All w/ Integral Hydraulic Brake Booster Pump (6 Cyl. Cummins NTC/Formula Diesel Eng.) w/ 16000-20000 lb Front Axle	--	714-0102

# Power Steering Pump

Years	Application	With Reservoir	Without Reservoir
<b>FORD TRUCKS - MEDIUM DUTY (cont'd)</b>			
<b>L, LN, LNT, LT, LTS SERIES (Cont'd)</b>			
1983-80	All w/ Integral Hydraulic Brake Booster Pump (6 Cyl. Cummins NTC/Formula Diesel Eng.) w/ 9000-12000 lb Front Axle	--	714-0101
1983-80	All w/ Integral Hydraulic Brake Booster Pump (8 Cyl. Caterpillar Diesel Eng.) w/ 16000-20000 lb Front Axle	--	714-0102
1983-80	All w/ Integral Hydraulic Brake Booster Pump (8 Cyl. Caterpillar Diesel Eng.) w/ 7000-12000 lb Front Axle	--	714-0101
1983-80	All w/ Integral Hydraulic Brake Booster Pump (8 Cyl. Gas Eng.) (Exc. LN600, 700) w/ 16000-20000 lb Front Axle	--	714-0102
1983-80	All w/ Integral Hydraulic Brake Booster Pump (8 Cyl. Gas Eng.) (Exc. LN600, 700) w/ 7000-12000 lb Front Axle	--	714-0101
1979	800 Model (8 Cyl. Gas Eng.) w/ 16000-20000 lb Front Axle, w/o AC	--	714-0102
1979	800 Model (8 Cyl. Gas Eng.) w/ 7000-12000 lb Front Axle, w/o AC	--	714-0101
1979	880, 900 Models (8 Cyl. Gas Eng.) w/ 16000-20000 lb Front Axle	--	714-0102
1979	880, 900 Models (8 Cyl. Gas Eng.) w/ 7000-12000 lb Front Axle	--	714-0101
1979	All w/ Integral Hydraulic Brake Booster Pump (6 Cyl. Cummins NTC/Formula Diesel Eng.) w/ 16000-20000 lb Front Axle	--	714-0102
1979	All w/ Integral Hydraulic Brake Booster Pump (6 Cyl. Cummins NTC/Formula Diesel Eng.) w/ 9000-12000 lb Front Axle	--	714-0101
1979	All w/ Integral Hydraulic Brake Booster Pump (8 Cyl. Caterpillar Diesel Eng.) w/ 16000-20000 lb Front Axle	--	714-0102
1979	All w/ Integral Hydraulic Brake Booster Pump (8 Cyl. Caterpillar Diesel Eng.) w/ 7000-12000 lb Front Axle	--	714-0101
1979	LN 500-800 w/ 6 Cyl. (Gas Eng.) w/ 1/2" Shaft Length	--	715-0101
1979	LN 500-800 w/ 8 Cyl. (Gas Eng.) w/ 1/2" Shaft Length	--	790-2109
1978-76	800, 880, 900 Models (8 Cyl. Gas Eng.) w/ 16000-20000 lb Front Axle	--	714-0102
1978-76	800, 880, 900 Models (8 Cyl. Gas Eng.) w/ 7000-12000 lb Front Axle	--	714-0101
1978-76	All w/ Integral Hydraulic Brake Booster Pump (6 Cyl. Cummins NTC/Formula Diesel Eng.) w/ 16000-20000 lb Front Axle	--	714-0102
1978-76	All w/ Integral Hydraulic Brake Booster Pump (6 Cyl. Cummins NTC/Formula Diesel Eng.) w/ 9000-12000 lb Front Axle	--	714-0101
1978-76	All w/ Integral Hydraulic Brake Booster Pump (8 Cyl. Caterpillar Diesel Eng.) w/ 16000-20000 lb Front Axle	--	714-0102

Years	Application	With Reservoir	Without Reservoir
<b>FORD TRUCKS - MEDIUM DUTY (cont'd)</b>			
<b>L, LN, LNT, LT, LTS SERIES (Cont'd)</b>			
1978-76	All w/ Integral Hydraulic Brake Booster Pump (8 Cyl. Caterpillar Diesel Eng.) w/ 7000-12000 lb Front Axle	--	714-0101
1978-76	LN 500-800 w/ 6 Cyl. (Gas Eng.) w/ 1/2" Shaft Length	--	715-0101
1978-76	LN 500-800 w/ 8 Cyl. (Gas Eng.) w/ 1/2" Shaft Length	--	790-2109
1978-76	LTS 9000 (8 Cyl. Cummins Eng.) w/ 16000-20000 lb Front Axle	--	714-0102
1978-76	LTS 9000 (8 Cyl. Cummins Eng.) w/ 9000-12000 lb Front Axle	--	714-0101
1975-73	800, 880, 900 Models (8 Cyl. Gas Eng.) w/ 16000-20000 lb Front Axle	--	714-0102
1975-73	800, 880, 900 Models (8 Cyl. Gas Eng.) w/ 7000-12000 lb Front Axle	--	714-0101
1975-73	All w/ Integral Hydraulic Brake Booster Pump (6 Cyl. Cummins NTC/Formula Diesel Eng.) w/ 16000-20000 lb Front Axle	--	714-0102
1975-73	All w/ Integral Hydraulic Brake Booster Pump (6 Cyl. Cummins NTC/Formula Diesel Eng.) w/ 9000-12000 lb Front Axle	--	714-0101
1975-73	All w/ Integral Hydraulic Brake Booster Pump (8 Cyl. Caterpillar Diesel Eng.) w/ 16000-20000 lb Front Axle	--	714-0102
1975-73	All w/ Integral Hydraulic Brake Booster Pump (8 Cyl. Caterpillar Diesel Eng.) w/ 7000-12000 lb Front Axle	--	714-0101
1975-73	LN 500-800 w/ 6 Cyl. (Gas Eng.) w/ 1/2" Shaft Length	--	715-0101
1975-73	LN 500-800 w/ 8 Cyl. (Gas Eng.) w/ 1/2" Shaft Length	--	790-2109
1972-58	LN 500-800 w/ 6 Cyl. (Gas Eng.) w/ 1/2" Shaft Length	--	715-0101
1972-58	LN 500-800 w/ 8 Cyl. (Gas Eng.) w/ 1/2" Shaft Length	--	790-2109
<b>N, NT SERIES</b>			
1979-58	6 Cyl. (Gas Eng.) w/ 1/2" Shaft Length	--	715-0101
1979-58	8 Cyl. (Gas Eng.) w/ 1/2" Shaft Length	--	790-2109
<b>T SERIES</b>			
1969-67	T800-950 6 Cyl. (Gas Eng.) w/ 1/2" Shaft Length	--	715-0101
1969-67	T800-950 8 Cyl. (Gas Eng.) w/ 1/2" Shaft Length	--	790-2109
<b>W, WT SERIES</b>			
1977-73	W, WT 9000 w/ 6 Cyl. Diesel Eng. (Exc. Detroit Diesel)	--	714-0101
<b>FREIGHTLINER TRUCKS</b>			
<b>SPRINTER 2500, 3500</b>			
2014	3.0L Eng.	--	990-1252
2013-10	All	--	990-1252
2009	All	--	950-0119
2008-07	Diesel Eng.	--	950-0119
2008-07	Gas Eng.	--	990-0852

## Power Steering Pump

Years	Application	With Reservoir	Without Reservoir
<b>FREIGHTLINER TRUCKS (cont'd)</b>			
<b>SPRINTER 2500, 3500 (Cont'd)</b>			
2006-02	All	--	990-0851
<b>GEO</b>			
<b>METRO</b>			
1998	SEE CHEVROLET	--	--
1997-95	All	--	990-0437
<b>PRIZM</b>			
1998	SEE CHEVROLET	--	--
1997-93	4 Cyl. Eng.	--	990-0400
1992-90	4 Cyl. 1.6L Eng. (VIN Code 5)	--	930-0108
1992-90	4 Cyl. 1.6L Eng. (VIN Code 6)	--	990-0306
1989	4 Cyl. Eng.	--	990-0306
<b>SPECTRUM</b>			
1989	4 Cyl. Eng.	--	733-0134
1988-85	SEE CHEVROLET	--	--
<b>STORM</b>			
1993-92	4 Cyl. 1.6L Eng.	--	990-0346
1993-92	4 Cyl. 1.8L Eng.	--	990-0345
1991-90	4 Cyl. Eng.	--	990-0346
<b>GEO TRUCKS</b>			
<b>TRACKER</b>			
1998	SEE CHEV/GMC TRUCKS	--	--
1997-96	All	--	930-0101
1995-90	4 Cyl. Eng.	--	990-0415
<b>HONDA</b>			
<b>ACCORD</b>			
2012-08	4 Cyl. 2.4L Eng.	--	990-0725
2012-08	6 Cyl. 3.5L Eng.	--	990-0724
2007-06	4 Cyl. Eng.	--	990-0521
2007-06	6 Cyl. Eng.	--	990-0642
2005-03	4 Cyl. Eng.	--	990-0656
2005-03	6 Cyl. Eng.	--	990-0642
2002-98	4 Cyl. Eng.	--	990-0433
2002-98	6 Cyl. Eng.	--	990-0472
1997-95	4 Cyl. Eng.	--	990-0424
1997-95	6 Cyl. Eng.	--	990-0450
1994	4 Cyl. Eng.	--	990-0424
1993-90	All	--	990-0341
1989-86	All w/ 1 Flat on Shaft	--	990-0275
1989-86	All w/ 2 Flats on Shaft	--	990-0318
1985-84	All w/ Externally Threaded Shaft (Nut Retained Pulley)	--	990-0273
1985-84	All w/ Internally Threaded Shaft (Bolt Retained Pulley)	--	990-0274
1983-82	All	--	990-0256
1981-78	All	--	990-0249
<b>ACCORD CROSSTOUR</b>			
2012-10	All	--	990-0724

Years	Application	With Reservoir	Without Reservoir
<b>HONDA (cont'd)</b>			
<b>CIVIC, CIVIC WAGON</b>			
2011-06	All 1.8L Eng.	--	990-0548
2005-01	All	--	990-0652
2000-99	2 Door (Exc. Si)	--	990-0151
2000-99	2 Door Si	--	990-0178
2000-99	3 & 4 Door	--	990-0151
1998-96	All	--	990-0151
1995-92	All	--	990-0382
1991-88	All	--	990-0321
1987-86	All w/ Female Shaft	--	990-0316
1985	All w/ Female Shaft	--	990-0316
1985	All w/ Male Shaft	--	990-0332
<b>CIVIC DEL SOL</b>			
1997-94	S & Si Series	--	990-0382
1997-94	V-Tec Series	--	990-0425
1993	All	--	990-0382
<b>CROSSTOUR</b>			
2012	All	--	990-0724
<b>PRELUDE</b>			
2001-97	All	--	990-0471
1996-92	All	--	990-0383
1991-89	w/ 1 Flat on Shaft	--	990-0319
1991-89	w/ 2 Flats on Shaft	--	990-0653
1988	All	--	990-0320
1987-86	All w/ 1 Flat on Shaft	--	990-0275
1987-86	All w/ 2 Flats on Shaft	--	990-0318
1985	All w/ Carburetor, w/ Externally Threaded Shaft (Nut Retained Pulley)	--	990-0273
1985	All w/ Carburetor, w/ Internally Threaded Shaft (Bolt Retained Pulley)	--	990-0274
1985	All w/ EFI, w/ 1 Flat on shaft	--	990-0275
1985	All w/ EFI, w/ 2 Flats on shaft	--	990-0318
1984-83	All w/ Externally Threaded Shaft (Nut Retained Pulley)	--	990-0273
1984-83	All w/ Internally Threaded Shaft (Bolt Retained Pulley)	--	990-0274
1982	All	--	990-0256
1981	All	--	990-0260
<b>WAGOVAN</b>			
1990-88	All	--	990-0321
<b>HONDA TRUCKS</b>			
<b>CR - V</b>			
2011-05	All	--	990-0521
2004-03	All	--	990-0645
2002	All	--	990-0521
2001-97	All	--	990-0151
<b>ELEMENT</b>			
2011-06	All	--	990-0521
2005-03	All	--	990-0645
<b>ODYSSEY</b>			
2013-11	All	--	990-1209
2010-05	All	--	990-0547

# Power Steering Pump

Years	Application	With Reservoir	Without Reservoir
<b>HONDA TRUCKS (cont'd)</b>			
<b>ODYSSEY (Cont'd)</b>			
2004-99	All	--	990-0235
1998	All	--	990-0723
1997-95	All	--	990-0424
<b>PASSPORT</b>			
2002-01	All	--	990-0486
2000-99	All	--	990-0181
1998	All	--	990-0390
1997-94	4 Cyl. Eng.	--	990-0326
1997-94	6 Cyl. Eng.	--	990-0390
<b>PILOT</b>			
2013-12	All	--	990-1209
2011-09	All	--	990-0724
2008-05	All	--	990-0547
2004-03	All	--	990-0243
<b>RIDGELINE</b>			
2013-12	All	--	990-1209
2011-06	All	--	990-0712
<b>HUMMER TRUCKS</b>			
<b>H1</b>			
2006	All	--	730-0135
2004-02	All	731-2240	731-0125
<b>H2</b>			
2009-08	All	731-2252	731-0125
2007-03	All	731-2251	731-0125
<b>H3</b>			
2010-08	All 3.7L Eng.	--	730-0117
2010-08	All 5.3L Eng.	--	730-0137
2007-06	All	--	730-0117
<b>H3T</b>			
2010-09	3.7L Eng.	--	920-0143
2010-09	5.3L Eng.	--	920-0145
<b>HYUNDAI</b>			
<b>ACCENT</b>			
2011-10	All	--	990-1201
2009-06	All	--	990-0792
2005-03	All	--	990-0458
2002-01	1.5L Eng.	--	990-0225
2002-01	1.6L Eng.	--	990-0458
2000	1.5L Eng.	--	990-0225
1999-98	DOHC Eng.	--	990-0458
1999-98	SOHC Eng.	--	990-0176
1997	DOHC Eng.	--	990-0458
1997	SOHC Eng. (Before 12/2/96)	--	990-0459
1997	SOHC Eng. (From 12/2/96)	--	990-0176
1996	All (Before 12/1/95) w/ Keyway Shaft	--	990-0459
1996	DOHC Eng. (From 12/1/95) w/ Spline-Type Shaft	--	990-0458
1996	SOHC Eng. (From 12/1/95) w/ Keyway Shaft	--	990-0459
1995	All w/ Keyway Type Shaft	--	990-0459

Years	Application	With Reservoir	Without Reservoir
<b>HYUNDAI (cont'd)</b>			
<b>AZERA</b>			
2011-06	All	--	990-0790
<b>ELANTRA</b>			
2006	All	--	990-0539
2005	All (Exc. GLS Sedan)	--	990-0539
2005	All GLS Sedan	--	990-0232
2004-02	All GLS	--	990-0232
2004-02	GT	--	990-0539
2001	All	--	990-0232
2000-96	All	--	990-0452
1995	All	--	990-0436
1994	All	--	990-0430
1993-92	All	--	990-0418
<b>EQUUS</b>			
2011	w/ Air Suspension	--	990-1301
2011	w/o Air Suspension	--	990-1254
<b>EXCEL</b>			
1994-90	All	--	990-0343
1989-86	All	--	990-0296
<b>GENESIS, GENESIS COUPE</b>			
2014	2.0L Eng.	--	990-1187
2013-12	2.0L Eng.	--	990-1187
2013-12	3.8L Eng. (Exc. Genesis Coupe) (Electro Hydraulic Steering)	--	990-1254
2013-12	3.8L Eng. (Exc. Genesis Coupe) (Exc. Electro Hydraulic Steering)	--	990-0783
2013-12	3.8L Eng., Genesis Coupe	--	990-1188
2011	2.0L Eng.	--	990-1187
2011	3.8L Eng. (Exc. Genesis Coupe) (Electro Hydraulic Steering)	--	990-1254
2011	3.8L Eng. (Exc. Genesis Coupe) (Exc. Electro Hydraulic Steering)	--	990-0783
2011	3.8L Eng., Genesis Coupe	--	990-1188
2011	4.6L Eng. (Electro Hydraulic Steering)	--	990-1254
2011	4.6L Eng. (Exc. Electro Hydraulic Steering)	--	990-0784
2010	2.0L Eng.	--	990-1187
2010	3.8L Eng. (Exc. Genesis Coupe) (Electro Hydraulic Steering)	--	990-1301
2010	3.8L Eng. (Exc. Genesis Coupe) (Exc. Electro Hydraulic Steering)	--	990-0783
2010	3.8L Eng., Genesis Coupe	--	990-1188
2010	4.6L Eng. (Electro Hydraulic Steering)	--	990-1301
2010	4.6L Eng. (Exc. Electro Hydraulic Steering)	--	990-0784
2009	3.8L Eng. (Electro Hydraulic Steering)	--	990-1300
2009	3.8L Eng. (Exc. Electro Hydraulic Steering)	--	990-0783
2009	4.6L Eng. (Electro Hydraulic Steering)	--	990-1300
2009	4.6L Eng. (Exc. Electro Hydraulic Steering)	--	990-0784
<b>SCOUPE</b>			
1995-93	All	--	990-0435

## Power Steering Pump

Years	Application	With Reservoir	Without Reservoir
<b>HYUNDAI (cont'd)</b>			
<b>SCOUPE (Cont'd)</b>			
1992-91	All	--	990-0343
<b>SONATA</b>			
2010-07	2.4L Eng.	--	990-0794
2010-07	3.3L Eng.	--	990-0791
2006	2.4L Eng.	--	990-0794
2006	3.3L Eng.	--	990-0790
2005-02	2.4L Eng.	--	990-0229
2005-02	2.7L Eng.	--	990-0226
2001-00	2.4L Eng.	--	990-0229
2001-00	2.5L Eng.	--	990-0184
1999	2.4L Eng.	--	990-0778
1999	2.5L Eng.	--	990-0184
1998-97	2.0L Eng.	--	990-0122
1998-97	3.0L Eng.	--	990-0160
1996	2.0L Eng. w/ Keyway Type Shaft	--	990-0195
1996	2.0L Eng. w/ Spline Type Shaft	--	990-0122
1996	3.0L Eng. w/ Keyway Type Shaft	--	990-0121
1996	3.0L Eng. w/ Spline Type Shaft	--	990-0160
1995-94	2.0L Eng.	--	990-0195
1995-94	3.0L Eng.	--	990-0121
1993	2.0L Eng. (Canada)	--	990-0195
1993	2.0L Eng. (USA Production) (Before 11/15/93)	--	990-0122
1993	2.0L Eng. (USA Production) (From 11/15/93)	--	990-0195
1993	3.0L Eng. (Canada)	--	990-0121
1993	3.0L Eng. (USA Production) (Before 11/15/93)	--	990-0337
1993	3.0L Eng. (USA Production) (From 11/15/93)	--	990-0121
1992	2.0L Eng.	--	920-0125
1992	3.0L Eng. (Hyundai Pump)	--	990-0413
1992	3.0L Eng. (KYB Pump)	--	990-0386
1992	3.0L Eng. (Young Shin Pump)	--	990-0337
1991-90	2.4L Eng. (KYB Pump)	--	990-0385
1991-90	2.4L Eng. (Young Shin Pump)	--	990-0344
1991-90	3.0L Eng. (Hyundai Pump)	--	990-0413
1991-90	3.0L Eng. (KYB Pump)	--	990-0386
1991-90	3.0L Eng. (Young Shin Pump)	--	990-0337
1989-88	2.4L Eng. (KYB Pump)	--	990-0385
1989-88	2.4L Eng. (Young Shin Pump)	--	990-0344
1989-88	3.0L Eng. (KYB Pump)	--	990-0386
<b>TIBURON</b>			
2008-03	4 Cyl. Eng.	--	990-0232
2008-03	6 Cyl. Eng.	--	990-0540
2001-97	All	--	990-0452
<b>HYUNDAI TRUCKS</b>			
<b>ENTOURAGE</b>			
2009-07	All	--	990-0786

Years	Application	With Reservoir	Without Reservoir
<b>HYUNDAI TRUCKS (cont'd)</b>			
<b>SANTA FE</b>			
2012-10	2.4L Eng.	--	990-1203
2012-10	3.5L Eng.	--	990-1204
2009-07	2.7L Eng.	--	990-0795
2009-07	3.3L Eng.	--	734-0138
2006-03	2.4L Eng.	--	990-0643
2006-03	2.7L Eng.	--	990-0226
2006-03	3.5L Eng.	--	990-0646
2002-01	2.4L Eng.	--	990-0643
2002-01	2.7L Eng.	--	990-0226
<b>TUCSON</b>			
2009-05	2.0L Eng.	--	990-0788
2009-05	2.7L Eng.	--	990-0789
<b>VERACRUZ</b>			
2012-08	All	--	990-0780
2007	3.8L Eng. (From 12/01/06)	--	990-0791
<b>XG300</b>			
2001	All	--	990-0527
<b>XG350</b>			
2005-02	All	--	990-0527
<b>IHC TRUCKS</b>			
<b>100, 150, 200, 1000, 1100, 1200, 1300 SERIES; TRAVELALL (1/2 TO 1 TON); TRAVELETTE</b>			
1975	6 Cyl. Eng.	--	790-0101
1975	8 Cyl. 400 Eng.	732-2152	732-0105
1975	8 Cyl. Eng. (Exc. 400)	--	736-0101
1974-72	6 Cyl. Eng.	--	790-0101
1974-72	8 Cyl. 400 Eng.	732-2130	732-0101
1974-72	8 Cyl. Eng. (Exc. 400)	--	736-0101
1971-69	6 Cyl. Eng.	--	790-0101
1971-69	8 Cyl. Eng.	--	736-0101
<b>METRO, MS1210, MS1510 (Parcel Delivery)</b>			
1979-75	6 Cyl. Eng.	--	790-0101
1979-75	8 Cyl. 400 & 454 Eng.	732-2154	732-0105
1979-75	8 Cyl. Eng. (Exc. 400 & 454) w/ 1 Mounting Hole in Reservoir	732-2139	732-0105
1979-75	8 Cyl. Eng. (Exc. 400 & 454) w/ 2 Mounting Holes/Studs in Reservoir	732-2137	732-0105
1974-72	6 Cyl. Eng.	--	790-0101
1974-72	8 Cyl. 400 & 454 Eng.	732-2132	732-0101
1974-72	8 Cyl. Eng. (Exc. 400 & 454)	732-2108	732-0101
<b>SCOUT II, TERRA, TRAVELLER</b>			
1983-80	8 Cyl. Eng.	--	731-0125
1979-76	4 Cyl. Eng. w/ 1 Mounting Hole in Reservoir	732-2139	732-0105
1979-76	4 Cyl. Eng. w/ 2 Mounting Holes/Studs in Reservoir	732-2137	732-0105
1979-76	8 Cyl. 400 & 454 Eng.	732-2154	732-0105
1979-76	8 Cyl. Eng. (Exc. 400 & 454) w/ 1 Mounting Hole in Reservoir	732-2139	732-0105
1979-76	8 Cyl. Eng. (Exc. 400 & 454) w/ 2 Mounting Holes/Studs in Reservoir	732-2137	732-0105



# Power Steering Pump

Years	Application	With Reservoir	Without Reservoir
<b>IHC TRUCKS (cont'd)</b>			
<b>SCOUT II, TERRA, TRAVELLER (Cont'd)</b>			
1975	6 Cyl. Eng.	--	790-0101
1975	8 Cyl. 400 & 454 Eng.	732-2154	732-0105
1975	8 Cyl. Eng. (Exc. 400 & 454) w/ 1 Mounting Hole in Reservoir	732-2139	732-0105
1975	8 Cyl. Eng. (Exc. 400 & 454) w/ 2 Mounting Holes/Studs in Reservoir	732-2137	732-0105
1974-72	6 Cyl. Eng.	--	790-0101
1974-72	8 Cyl. 400 & 454 Eng.	732-2132	732-0101
1974-72	8 Cyl. Eng. (Exc. 400 & 454)	732-2108	732-0101
<b>INFINITI</b>			
<b>G20</b>			
2002-00	All	--	990-0202
1999	All	--	990-0633
1996-91	All	--	990-0359
<b>G25</b>			
2012-11	All	--	990-0733
<b>G35</b>			
2008	All w/ 4 Wheel Steering	--	990-0732
2008	All w/o 4 Wheel Steering	--	990-0735
2007	All Coupe w/ Rear Active Steering	--	990-0731
2007	All Coupe w/o Rear Active Steering	--	990-0740
2007	All Sedan w/ 4 Wheel Active Steering	--	990-0732
2007	All Sedan w/o 4 Wheel Active Steering	--	990-0735
2006-03	All	--	990-0740
<b>G37</b>			
2013-08	All w/ 4 Wheel Steering	--	990-0732
2013-08	All w/o 4 Wheel Steering	--	990-0735
<b>I30</b>			
2001-98	All	--	990-0444
1997-96	All w/ Electronic Controlled Suspension	--	990-0636
1997-96	All w/o Electronic Controlled Suspension	--	990-0444
<b>I35</b>			
2004-02	All	--	990-0444
<b>J30</b>			
1998-93	All (Hicas Steering)	--	990-0396
1998-93	All (Normal Steering)	--	990-0312
<b>M30</b>			
1992-90	All	--	990-0311
<b>M35</b>			
2010-09	All	--	990-0735
2008	All	--	990-0736
2007-06	All	--	990-0733
<b>M35H</b>			
2013-12	All	--	990-1278
<b>M37</b>			
2013-11	All 2WD w/ 4 Wheel Steering	--	990-1279
2013-11	All 2WD w/o 4 Wheel Steering	--	990-0735
2013-11	All 4WD	--	990-1229
<b>M45</b>			
2010-08	All 2WD	--	990-0734

Years	Application	With Reservoir	Without Reservoir
<b>INFINITI (cont'd)</b>			
<b>M45 (Cont'd)</b>			
2010-08	All 4WD	--	990-0737
2007-06	All	--	990-0734
2004-03	All	--	990-0746
<b>M56</b>			
2013-11	All 2WD w/ 4 Wheel Steering	--	990-1227
2013-11	All 2WD w/o 4 Wheel Steering	--	990-1228
2013-11	All 4WD	--	990-1227
<b>Q45</b>			
2006-02	All	--	990-0748
2001-99	All	--	990-0744
1998	All (Before 1/98)	--	990-0632
1998	All (From 1/98)	--	990-0744
1997	All	--	990-0632
1996	All	--	990-0380
1995-91	All w/ Active Suspension Steering	--	990-0417
1995-91	All w/ Hicas (4 Wheel Steering)	--	990-0398
1995-91	All w/ Normal Steering	--	990-0380
1990	All w/ Hicas (4 Wheel Steering)	--	990-0398
1990	All w/ Normal Steering	--	990-0380
<b>Q50</b>			
2015-14	All (Hydraulic Steering)	--	990-0735
<b>Q60</b>			
2014	Convertible	--	990-0732
2014	Coupe	--	990-0735
<b>Q70</b>			
2015-14	3.7L Eng., AWD	--	990-1229
2015-14	3.7L Eng., RWD	--	990-0735
2015-14	5.6L Eng.	--	990-1227
<b>INFINITI TRUCKS</b>			
<b>EX35</b>			
2012-08	All	--	990-0735
<b>EX37</b>			
2013	All	--	990-0735
<b>FX35</b>			
2012-09	All	--	990-0735
2008-03	All	--	990-0745
<b>FX37</b>			
2013	All	--	990-0735
<b>FX45</b>			
2008-03	All	--	990-0747
<b>FX50</b>			
2013-12	All	--	990-1226
2011	All (Before 11/2010)	--	990-1168
2011	All (From 11/2010)	--	990-1226
2010-09	All	--	990-1168
<b>QX4</b>			
2003-01	All	--	990-0638
2000-97	All	--	990-0123
<b>QX50</b>			
2015-14	All	--	990-0735

## Power Steering Pump

Years	Application	With Reservoir	Without Reservoir
<b>INFINITI TRUCKS (cont'd)</b>			
<b>QX56</b>			
2012	All	--	990-1143
2011-04	All	--	990-0741
<b>QX70</b>			
2015	3.7L Eng.	--	990-0735
2014	3.7L Eng.	--	990-0735
2014	5.0L Eng.	--	990-1226
<b>ISUZU</b>			
<b>I - MARK</b>			
1989-85	All	--	733-0134
<b>IMPULSE</b>			
1992	1.6L Eng. 2WD	--	990-0346
1992	1.6L Eng. 4WD	--	990-0389
1992	1.8L Eng.	--	990-0345
1991	All 2WD	--	990-0346
1991	All 4WD	--	990-0389
1990	1.6L Eng.	--	990-0346
1989-88	All	--	990-0324
1987-86	All (Exc. Turbo)	--	990-0322
1987-86	All Turbo	--	990-0324
1985	All (Exc. Turbo)	--	990-0322
1985	All Turbo (From 3/85)	--	990-0387
1984-83	All	--	990-0322
<b>STYLUS</b>			
1993-92	1.6L Eng.	--	990-0139
1993-92	1.8L Eng.	--	990-0345
1991	DOHC Eng.	--	990-0346
1991	SOHC Eng.	--	990-0139
<b>ISUZU TRUCKS</b>			
<b>AMIGO</b>			
2000-99	All	--	990-0181
1998	All	--	990-0390
1994-89	All	--	990-0326
<b>ASCENDER</b>			
2008-07	4.2L Eng.	734-72132	734-0132
2006-03	4.2L Eng.	734-72132	734-0132
2006-03	5.3L Eng.	734-73133	734-0133
<b>AXIOM</b>			
2004-03	3.5L Eng.	--	990-0690
2002	All	--	990-0486
<b>HOMBRE, PICKUP</b>			
2000-97	4 Cyl. Eng.	734-71136	734-0136
2000-97	6 Cyl. Eng.	731-2253	731-0115
1996	4 Cyl. Eng.	734-71136	734-0136
1995	2.3L & 2.6L Eng.	--	990-0326
1994-91	2.3L & 2.6L Eng.	--	990-0326
1994-91	3.1L Eng.	731-2202	731-0123
1990-88	2.3L & 2.6L Eng.	--	990-0326
1987-86	2.0L Eng.	--	735-0108
1987-86	2.2L (Diesel Eng.)	--	735-0108

Years	Application	With Reservoir	Without Reservoir
<b>ISUZU TRUCKS (cont'd)</b>			
<b>HOMBRE, PICKUP (Cont'd)</b>			
1987-86	2.3L Eng.	--	990-0323
1985-83	All	--	735-0108
1982	All (Diesel Eng.)	--	930-0109
1982	All (Gas Eng.)	--	930-0110
1981	All (Diesel Eng.)	--	930-0109
<b>OASIS</b>			
1999-98	2.3L Eng.	--	990-0833
1997-96	All	--	990-0424
<b>RODEO</b>			
2004-03	All	--	990-0690
2002-01	2.2L Eng.	--	990-0181
2002-01	3.2L Eng.	--	990-0486
2000-99	All	--	990-0181
1998	All	--	990-0390
1997-93	2.6L Eng.	--	990-0326
1997-93	3.2L Eng.	--	990-0390
1992-91	2.6L Eng.	--	990-0326
1992-91	3.1L Eng.	731-2202	731-0123
<b>RODEO SPORT</b>			
2003	All	--	990-0690
2002-01	2.2L Eng.	--	990-0181
2002-01	3.2L Eng.	--	990-0486
<b>TROOPER, TROOPER II</b>			
2002	All	--	990-0799
2001-98	All	--	990-0390
1997-96	All	--	990-0716
1995-92	All	--	990-0388
1991-89	2.6L Eng.	--	990-0326
1991-89	2.8L Eng.	731-2202	731-0123
1988	2.6L Eng. (Before 6/88)	--	990-0325
1988	2.6L Eng. (From 6/88)	--	990-0326
1987	2.2L (Diesel Eng.)	--	735-0108
1987	2.3L Eng.	--	990-0325
1986	2.2L (Diesel Eng.)	--	735-0108
1986	2.3L Eng.	--	990-0323
1985-84	All	--	735-0108
<b>VEHICROSS</b>			
2001-99	All	--	990-0390
<b>i-280</b>			
2006	All	734-74144	734-0144
<b>i-290</b>			
2008-07	All	734-74144	734-0144
<b>i-350</b>			
2006	All	734-74144	734-0144
<b>i-370</b>			
2008-07	All	734-74144	734-0144

# Power Steering Pump

Years	Application	With Reservoir	Without Reservoir
<b>ISUZU TRUCKS - MEDIUM DUTY</b>			
<b>FTR</b>			
2010-04	w/ Water Cooled Air Compressor (KK3)	--	736-0108
2010-04	w/o Water Cooled Air Compressor (KK3)	--	736-0106
<b>FVR</b>			
2010-04	w/ Water Cooled Air Compressor (KK3)	--	736-0108
2010-04	w/o Water Cooled Air Compressor (KK3)	--	736-0106
<b>FXR</b>			
2010-04	w/ Water Cooled Air Compressor (KK3)	--	736-0108
2010-04	w/o Water Cooled Air Compressor (KK3)	--	736-0106
<b>HTR</b>			
2009	w/ Water Cooled Air Compressor (KK3)	--	736-0108
<b>HVR</b>			
2009	w/ Water Cooled Air Compressor (KK3)	--	736-0108
<b>HXR</b>			
2009	w/ Water Cooled Air Compressor (KK3)	--	736-0108
<b>NPR</b>			
2010-07	5.2L Eng. (Exc. Stripped Chassis)	--	736-0112
2010-07	5.2L Eng. (Stripped Chassis)	--	990-1192
2010-07	6.0L	731-2284	--
2006-05	5.2L Eng. (Stripped Chassis)	--	990-1192
2006-05	6.0L	731-2284	--
2004	6.0L Eng.	731-2284	--
<b>NPR HD</b>			
2010-08	5.2L Eng. (Exc. Stripped Chassis)	--	736-0112
2010-08	5.2L Eng. (Stripped Chassis)	--	990-1192
2010-08	6.0L	731-2284	--
2007	6.0L	731-2284	--
2006-05	5.2L Eng. (Stripped Chassis)	--	990-1192
2006-05	6.0L	731-2284	--
2004	6.0L	731-2284	--
<b>JAGUAR</b>			
<b>F-TYPE</b>			
2015-14	All	--	990-1145
<b>S-TYPE</b>			
2008	3.0L Eng.	--	990-0820
2008	4.2L Eng.	--	990-0813
2007-03	3.0L Eng.	--	990-0820
2007-03	4.2L Eng.	--	990-0813
2002	3.0L Eng.	--	990-0820
2002	4.0L Eng.	--	990-0815
2001	3.0L Eng.	--	990-0820
2001	4.0L Eng.	--	712-0125
2000	All	--	712-0125
<b>SOVEREIGN</b>			
1992-90	All	--	735-0104
<b>SUPER V8</b>			
2009-05	All	--	990-0814
<b>VANDEN PLAS</b>			
2009-04	All	--	990-0814
2003-00	All	--	990-0495
1999-95	All	--	990-0193

Years	Application	With Reservoir	Without Reservoir
<b>JAGUAR (cont'd)</b>			
<b>VANDEN PLAS (Cont'd)</b>			
1994-88	All	--	735-0104
1987-82	All	731-2208	--
1987-82	All w/ Standard Mounting Threads	--	732-0105
<b>X-TYPE</b>			
2008	All	--	990-0819
2007	All (From Chassis # J05695)	--	990-0816
2007	All (To Chassis # J05694)	--	990-0819
2006-02	All	--	990-0819
<b>XF</b>			
2015-14	3.0L and 5.0L Eng.	--	990-1145
2013	2.0L Eng.	--	TBA
2013	3.0L and 5.0L Eng.	--	990-1145
2012-11	All	--	990-1145
2010	4.2L Eng.	--	990-0814
2010	5.0L Eng.	--	990-1145
2009	All	--	990-0814
<b>XFR</b>			
2015-10	All	--	990-1145
<b>XJ</b>			
2015-10	All	--	990-1145
<b>XJ6</b>			
1997-95	All	--	990-0193
1994-88	All	--	735-0104
1987-80	All w/ Metric Mounting Threads	731-2208	--
1987-80	All w/ Standard Mounting Threads	--	732-0105
1979-73	All w/ Nut Retained Pulley	--	732-0101
1979-73	All w/ Pressed On Pulley	--	732-0105
1972-69	All	--	732-0101
<b>XJ8</b>			
2009-04	All	--	990-0814
2003-98	All	--	990-0495
<b>XJ12</b>			
1994	All	--	990-0192
1979-73	All w/ Nut Retained Pulley	--	732-0101
1979-73	All w/ Pressed On Pulley	--	732-0105
<b>XJR</b>			
2015-14	All	--	990-1145
2009-04	All	--	990-0814
2003-00	All	--	990-0495
1999-95	All	--	990-0193
<b>XJS</b>			
1996-92	12 Cyl. Eng.	731-2208	--
1996-92	6 Cyl. Eng. (From VIN #194775)	--	735-0102
1996-92	6 Cyl. Eng. (To VIN #194774)	--	735-0104
1991-81	All	731-2208	--
1980-76	All w/ Metric Mounting Threads	731-2208	--
1980-76	All w/ Standard Mounting Threads	--	732-0105
<b>XK</b>			
2015-10	All	--	990-1145
2009-07	All	--	990-0814

## Power Steering Pump

Years	Application	With Reservoir	Without Reservoir
<b>JAGUAR (cont'd)</b>			
<b>XK8</b>			
2006-03	All	--	990-0814
2002-97	All	--	990-0495
<b>XKR</b>			
2015-10	All	--	990-1145
2009-03	All	--	990-0814
2002-00	All	--	990-0495
<b>XKR-S</b>			
2015-12	All	--	990-1145
<b>JEEP</b>			
<b>CHEROKEE</b>			
2001-97	6 Cyl. Gas Eng.	733-18111	733-0111
2000-97	4 Cyl. Gas Eng.	--	733-0121
1996	4 Cyl. Eng.	--	733-0118
1996	6 Cyl. Eng.	733-18111	733-0111
1995	4 Cyl. Eng.	--	733-0118
1995	6 Cyl. Eng.	733-18137	733-0137
1994-91	4 Cyl. Gas Eng.	--	733-0118
1994-91	6 Cyl. Eng.	733-18137	733-0137
1990	4 Cyl. Gas Eng.	--	733-0123
1990	6 Cyl. Eng.	733-17113	733-0113
1989-88	4 Cyl. 2.5L Gas Eng.	--	733-0123
1989-88	6 Cyl. Eng.	733-16113	733-0113
1987	4 Cyl. 2.1L Diesel Eng.	--	735-0110
1987	4 Cyl. 2.5L Gas Eng.	--	733-0123
1987	6 Cyl. Eng.	--	733-0127
1986	4 Cyl. 2.5L Gas Eng.	731-2140	731-0125
1986	6 Cyl. Eng.	731-2164	731-0127
1985	4 Cyl. Diesel Eng.	--	735-0110
1985	4 Cyl. Gas Eng.	731-2152	731-0118
1985	6 Cyl. Eng.	731-2164	731-0127
1984	4 Cyl. Diesel Eng.	--	735-0110
1984	4 Cyl. Gas Eng.	731-2152	731-0118
1984	6 Cyl. 2.8L Eng.	731-2164	731-0127
1984	6 Cyl. 4.2L Eng.	731-2154	731-0125
1984	8 Cyl. 5.9L Eng.	731-2154	731-0125
1983-80	6 & 8 Cyl. Eng.	731-2154	731-0125
1979-75	All	732-2152	732-0105
1974	6 Cyl. Eng.	732-2114	732-0102
1974	8 Cyl. Eng.	732-2130	732-0101
<b>CJ5, CJ6, CJ7, DISPATCHER (DJ), JEEPSTER, COMMANDO, UNIVERSAL (CJ),</b>			
1986-84	4 Cyl. Eng.	731-2152	731-0118
1986-84	6 Cyl. Eng.	731-2210	731-0127
1983	4 & 6 Cyl. Eng.	731-2152	731-0118
1982-80	All	731-2154	731-0125
1979-75	6 & 8 Cyl. Eng.	732-2152	732-0105
1974-72	6 Cyl. Eng.	732-2114	732-0102
1974-72	8 Cyl. Eng.	732-2130	732-0101

Years	Application	With Reservoir	Without Reservoir
<b>JEEP (cont'd)</b>			
<b>COMANCHE</b>			
1992-91	4 Cyl. Eng.	--	733-0118
1992-91	6 Cyl. Eng.	733-18137	733-0137
1990	4 Cyl. Eng.	--	733-0123
1990	6 Cyl. Eng.	733-17113	733-0113
1989-88	4 Cyl. 2.5L Gas Eng.	--	733-0123
1989-88	6 Cyl. Eng.	733-16113	733-0113
1987	4 Cyl. 2.1L Diesel Eng.	731-2140	735-0110
1987	4 Cyl. 2.5L Gas Eng.	731-2140	733-0123
1987	6 Cyl. Eng.	--	733-0127
1986	4 Cyl. 2.1L Diesel Eng.	--	735-0110
1986	4 Cyl. 2.5L Gas Eng.	731-2140	731-0125
1986	6 Cyl. Eng.	731-2164	731-0127
<b>COMMANDER</b>			
2010	6 Cyl. 3.7L Eng.	--	990-0868
2010	8 Cyl. Eng. 5.7L Eng.	--	990-0551
2009-08	6 Cyl. Eng.	--	990-0868
2009-08	8 Cyl. 4.7L Eng.	--	990-0868
2009-08	8 Cyl. 5.7L Eng.	--	990-0551
2007-06	6 Cyl. Eng.	--	990-0550
2007-06	8 Cyl. 4.7L Eng.	--	990-0550
2007-06	8 Cyl. 5.7L Eng.	--	990-0551
<b>COMPASS</b>			
2015-07	All	--	990-0858
<b>GRAND CHEROKEE</b>			
2015-14	8 Cyl. 5.7L Eng.	--	920-0152
2013	6 Cyl. 3.6L Eng.	--	920-0151
2013	8 Cyl. 5.7L Eng.	--	920-0152
2013	8 Cyl. 6.4L Eng.	--	TBA
2012	6 Cyl. 3.6L Eng.	--	920-0151
2012	8 Cyl. 5.7L Eng.	--	920-0152
2012	8 Cyl. 6.4L Eng.	--	990-1289
2011	6 Cyl. 3.6L Eng.	--	920-0151
2011	8 Cyl. 5.7L Eng.	--	920-0152
2010	6 Cyl. 3.7L Eng.	--	990-0868
2010	8 Cyl. 5.7L Eng.	--	990-0551
2010	8 Cyl. 6.1L Eng.	--	990-0550
2009	6 Cyl. 3.0L Eng.	--	920-0150
2009	6 Cyl. 3.7L Eng.	--	990-0550
2009	8 Cyl. 4.7L Eng.	--	990-0550
2009	8 Cyl. 5.7L Eng.	--	990-0551
2009	8 Cyl. 6.1L Eng.	--	990-0550
2008-06	6 Cyl. 3.7L Eng.	--	990-0550
2008-06	8 Cyl. 4.7L Eng.	--	990-0550
2008-06	8 Cyl. 5.7L Eng.	--	990-0551
2008-06	8 Cyl. 6.1L Eng.	--	990-0550
2005	6 Cyl. 3.7L Eng.	--	990-0550
2005	8 Cyl. 4.7L Eng.	--	990-0550
2005	8 Cyl. 5.7L Eng.	--	990-0551
2004-01	6 Cyl. Eng.	733-28104	733-0104
2004-01	8 Cyl. Eng.	733-29105	733-0105
2000-99	All	733-28104	733-0104

# Power Steering Pump

Years	Application	With Reservoir	Without Reservoir
<b>JEEP (cont'd)</b>			
<b>GRAND CHEROKEE (Cont'd)</b>			
1998	All	733-19111	733-0111
1997-96	All w/ Speed Proportional Steering, Supplied w/ EVO Component	733-19112P	--
1997-96	All w/ Speed Proportional Steering, Supplied w/o EVO Component	733-19112	733-0112
1997-96	All w/o Speed Proportional Steering	733-19111	733-0111
1995-92	6 Cyl. Eng.	733-18137	733-0137
1995-92	8 Cyl. Eng.	733-19111	733-0111
<b>GRAND WAGONEER</b>			
1993	8 Cyl. Eng.	733-19111	733-0111
1991	8 Cyl. (Before 10/22/90)	731-2154	731-0125
1991	8 Cyl. (From 10/22/90)	731-2278	731-0125
1990-80	6 Cyl. 4.2L Eng. & 8 Cyl. 5.9L Eng.	731-2154	731-0125
<b>J SERIES PICKUP, GLADIATOR</b>			
1988-80	6 & 8 Cyl. Eng.	731-2154	731-0125
1979-75	6 & 8 Cyl. Eng.	732-2152	732-0105
1974	6 Cyl. Eng.	732-2114	732-0102
1974	8 Cyl. Eng.	732-2130	732-0101
<b>LIBERTY</b>			
2012-07	All	--	990-0867
2006	4 Cyl. 2.8L Eng. Diesel	--	990-0870
2006	6 Cyl. Eng.	733-75141	733-0141
2005	4 Cyl. 2.4L Eng.	--	733-0142
2005	4 Cyl. 2.8L Eng. Diesel	--	990-0870
2005	6 Cyl. Eng.	733-75141	733-0141
2004-02	4 Cyl. 2.4L Eng.	--	733-0142
2004-02	6 Cyl. Eng.	733-75141	733-0141
<b>PATRIOT</b>			
2015-07	All	--	990-0858
<b>SCRAMBLER</b>			
1985-84	4 Cyl. Eng.	731-2152	731-0118
1985-84	6 Cyl. Eng.	731-2210	731-0127
1983	4 & 6 Cyl. Eng.	731-2152	731-0118
1982-81	All	731-2154	731-0125
<b>TJ (CANADA)</b>			
2006-04	4 Cyl. Eng.	--	990-0871
2006-04	6 Cyl. Eng.	733-30104	733-0104
2003	4 Cyl. Eng.	--	990-0871
2003	6 Cyl. Eng.	733-18111	733-0111
2002-97	4 Cyl. Eng.	--	733-0121
2002-97	6 Cyl. Eng.	733-18111	733-0111
<b>WAGONEER</b>			
1990	4 Cyl. Gas Eng.	--	733-0123
1990	6 Cyl. Eng.	733-17113	733-0113
1989-88	4 Cyl. 2.5L Gas Eng.	--	733-0123
1989-88	6 Cyl. Eng.	733-16113	733-0113
1987	4 Cyl. 2.1L Diesel Eng.	--	735-0110
1987	4 Cyl. 2.5L Gas Eng.	--	733-0123
1987	6 Cyl. Eng.	--	733-0127
1986	4 Cyl. 2.1L Diesel Eng.	--	735-0110
1986	4 Cyl. 2.5L Gas Eng.	731-2140	731-0125

Years	Application	With Reservoir	Without Reservoir
<b>JEEP (cont'd)</b>			
<b>WAGONEER (Cont'd)</b>			
1986	6 Cyl. Eng.	731-2164	731-0127
1985-84	4 Cyl. Diesel Eng.	--	735-0110
1985-84	4 Cyl. Gas Eng.	731-2152	731-0118
1985-84	6 Cyl. Eng.	731-2164	731-0127
1983-80	6 Cyl. Eng.	731-2154	731-0125
1979-75	6 & 8 Cyl. Eng.	732-2152	732-0105
1974-73	6 Cyl. Eng.	732-2114	732-0102
1974-73	8 Cyl. Eng.	732-2130	732-0101
1972	8 Cyl. 304 & 360 Eng.	732-2130	732-0101
<b>WRANGLER</b>			
2011-07	All	--	990-0866
2006-04	4 Cyl. Eng.	--	990-0871
2006-04	6 Cyl. Eng.	733-30104	733-0104
2003	4 Cyl. Eng.	--	990-0871
2003	6 Cyl. Eng.	733-18111	733-0111
2002-97	4 Cyl. Eng.	--	733-0121
2002-97	6 Cyl. Eng.	733-18111	733-0111
1996-95	All w/ Four Mounting Through Holes	--	733-0117
1996-95	All w/ Three Threaded Mounting Holes	--	733-0118
1994-91	4 & 6 Cyl. Eng.	--	733-0118
1990-87	4 & 6 Cyl. Eng.	731-2152	731-0118
<b>YJ (Canada)</b>			
1995	All w/ Four Mounting Through Holes	--	733-0117
1995	All w/ Three Threaded Mounting Holes	--	733-0118
1994-91	4 & 6 Cyl. Eng.	--	733-0118
1990-87	4 & 6 Cyl. Eng.	731-2152	731-0118
<b>KIA</b>			
<b>AMANTI</b>			
2009-07	All	--	990-0777
2006-04	All	--	990-0793
<b>FORTE</b>			
2013-10	All	--	990-1202
<b>MAGENTIS (CANADA)</b>			
2010	4 Cyl. Eng.	--	990-0775
2010	6 Cyl. Eng.	--	990-1149
<b>OPTIMA</b>			
2010	4 Cyl. Eng.	--	990-0775
2010	6 Cyl. Eng.	--	990-1149
2009-07	4 Cyl. Eng.	--	990-0775
2009-07	6 Cyl. Eng.	--	990-0776
2006	4 Cyl. Eng. New Body Style VIN 3	--	990-0775
2006	4 Cyl. Eng. Old Body Style VIN 6	--	990-0229
2006	6 Cyl. Eng. New Body Style VIN 4	--	990-0779
2006	6 Cyl. Eng. Old Body Style VIN 8	--	990-0226
2005-01	4 Cyl. Eng.	--	990-0229
2005-01	6 Cyl. Eng.	--	990-0226
<b>RIO, RIO5</b>			
2011	All	--	990-1148
2010	All (Before 12/16/2009)	--	990-0792
2010	All (From 12/16/2009)	--	990-1148

## Power Steering Pump

Years	Application	With Reservoir	Without Reservoir
<b>KIA (cont'd)</b>			
<b>RIO, RIO5 (Cont'd)</b>			
2009-06	All	--	990-0792
2005-01	All	--	990-0528
<b>SEPHIA</b>			
2001	All (Before 7/21/01)	--	990-0161
2001	All (From 7/21/01)	--	990-0491
2000-98	All	--	990-0161
1997-95	All	--	990-0163
<b>SOUL</b>			
2011	All 4 Cyl. 1.6L Eng.	--	990-1240
2011	All 4 Cyl. 2.0L Eng.	--	990-1151
2010	All 4 Cyl. 1.6L Eng.	--	990-1150
2010	All 4 Cyl. 2.0L Eng.	--	990-1151
<b>SPECTRA</b>			
2009-05	All	--	990-0788
2004-02	All	--	990-0491
2001-00	All	--	990-0161
<b>SPECTRA5</b>			
2009-05	All	--	990-0788
<b>KIA TRUCKS</b>			
<b>BORREGO</b>			
2011-09	6 Cyl. Eng.	--	990-0781
2011-09	8 Cyl. Eng.	--	990-0782
<b>RONDO</b>			
2011-10	4 Cyl. Eng.	--	990-0775
2011-10	6 Cyl. Eng.	--	990-1149
2009	4 Cyl. Eng.	--	990-0775
2009	6 Cyl. Eng.	--	990-0832
2008	4 Cyl. Eng.	--	990-0775
2008	6 Cyl. Eng.	--	990-0776
2007	4 Cyl. Eng.	--	990-0775
2007	6 Cyl. Eng.	--	990-0788
<b>SEDONA</b>			
2014-11	All	--	990-1196
2010-06	All	--	990-0786
2005-02	All	--	990-0646
<b>SORENTO</b>			
2013-11	2.4L Eng.	--	990-1203
2013-11	3.5L Eng., AWD	--	990-1204
2013-11	3.5L Eng., FWD	--	990-1241
2009-07	All	--	990-0796
2006-03	All EX	--	990-0677
2006-03	All LX	--	990-0678
<b>SPORTAGE</b>			
2010-05	All 4 Cyl. Eng.	--	990-0788
2010-05	All 6 Cyl. Eng.	--	990-0789
2002	All	--	990-0787
2001-95	All	--	990-0162

Years	Application	With Reservoir	Without Reservoir
<b>LAND ROVER</b>			
<b>DEFENDER 90</b>			
1997	4.0L Eng.	--	990-0474
1996-94	3.9L Eng.	--	990-0186
<b>DEFENDER 110</b>			
1993	3.9L Eng.	--	990-0186
<b>DISCOVERY</b>			
2004-00	All	--	990-0615
1999	All (Series II)	--	990-0615
1998-95	All	--	990-0474
<b>FREELANDER</b>			
2005-02	All	--	990-0882
<b>LR2</b>			
2012-08	All	--	990-1086
<b>LR3</b>			
2009-08	All 4.4L Eng.	--	990-0939
2007-05	All 4.0L Eng.	--	990-0908
2007-05	All 4.4L Eng.	--	990-0939
<b>LR4</b>			
2015-10	All	--	990-1147
<b>RANGE ROVER</b>			
2012-10	All	--	990-1146
2009-07	All 4.2L Eng.	--	990-0896
2009-07	All 4.4L Eng.	--	990-0938
2006	All 4.2L Eng.	--	990-0896
2006	All 4.4L Eng.	--	990-0895
2005-03	All	--	990-0938
2002-99	All	--	990-0941
1998	All (From Chassis # WA410481)	--	990-0910
1998	All (To Chassis # WA410481)	--	990-0909
1997-96	All	--	990-0473
1995	All 3.9L Eng.	--	990-0185
1995	All 4.0L Eng.	--	990-0473
1994-87	All	--	990-0185
<b>RANGE ROVER SPORT</b>			
2013-10	All	--	990-1147
2009-08	All	--	990-0939
2007	All 4.2L Eng.	--	990-0896
2007	All 4.4L Eng.	--	990-0939
2006	All	--	990-0939
<b>LEXUS</b>			
<b>ES250</b>			
1991-90	All	--	990-0209
<b>ES300</b>			
2003-01	All w/ Nut-Retained Pulley	--	990-0541
2003-01	All w/ Pressed-On Pulley	--	990-0640
2000-97	All	--	990-0442
1996-94	6 Cyl. Eng.	--	990-0212
1993-92	6 Cyl. Eng.	--	990-0210
<b>ES330</b>			
2006-04	All w/ Nut-Retained Pulley	--	990-0541
2006-04	All w/ Pressed-On Pulley	--	990-0640

# Power Steering Pump

Years	Application	With Reservoir	Without Reservoir
<b>LEXUS (cont'd)</b>			
<b>ES350</b>			
2012-07	All	--	990-0950
<b>GS300</b>			
2005-98	All	--	990-0228
1997-93	All	--	990-0213
<b>GS400</b>			
2000-98	All	--	990-0490
<b>GS430</b>			
2005-01	All	--	990-0490
<b>IS300</b>			
2005-01	All	--	990-0231
<b>LS400</b>			
2000-98	All	--	990-0172
1997-90	All	--	990-0416
<b>LS430</b>			
2006-01	All	--	990-0518
<b>SC300</b>			
2000-92	6 Cyl. Eng.	--	990-0434
<b>SC400</b>			
2000-98	8 Cyl. Eng.	--	990-0906
1997-92	8 Cyl. Eng.	--	990-0402
<b>SC430</b>			
2010-02	All	--	990-0490
<b>LEXUS TRUCKS</b>			
<b>GX460</b>			
2013-10	All	--	990-1137
<b>GX470</b>			
2009-03	All	--	990-0669
<b>LX450</b>			
1997-96	All	--	990-0404
<b>LX470</b>			
2007-03	All	--	990-0667
2002-98	All	--	990-0513
<b>LX570</b>			
2015-08	All	--	990-0936
<b>RX300</b>			
2003-99	All	--	990-0230
<b>RX330</b>			
2006-04	Japan Built (Before 01/2006)	--	990-0442
2006-04	USA Built (Before 01/2006)	--	990-0940
<b>RX350</b>			
2009-07	All	--	990-0947
<b>LINCOLN</b>			
<b>CONTINENTAL</b>			
2002-95	All, w/ Pulley	--	712-0113A1
2002-95	All, w/o Pulley	--	712-0113
1994-91	All	711-2136	711-0111
1990	All (Before 6/90)	711-2123	711-0121
1990	All (From 6/90)	711-2136	711-0111
1989-88	All	711-2117	711-0102

Years	Application	With Reservoir	Without Reservoir
<b>LINCOLN (cont'd)</b>			
<b>CONTINENTAL (Cont'd)</b>			
1987-86	All	711-2115	711-0101
1985-82	All w/ Hydro-Boost	711-2113	711-0120
1985-82	All w/o Hydro-Boost	711-2115	711-0101
1981-80	All	711-2117	711-0102
1979	All w/ Hydro-Boost	732-2170	732-0105
1978	8 Cyl. 400 Eng. w/ Hydro-Boost (Before 5/8/78)	732-2171	732-0105
1978	8 Cyl. 400 Eng. w/ Hydro-Boost (From 5/8/78)	732-2170	732-0105
1978	8 Cyl. 460 Eng. w/ Hydro-Boost	732-2170	732-0105
1977-75	All w/ Hydro-Boost	732-2170	732-0105
1974	All w/ Hydro-Boost	732-2172	732-0105
1974	All w/o Hydro-Boost	732-2134	732-0101
1973-72	All	732-2129	732-0101
1971-70	All	713-2108	713-0101
<b>LS</b>			
2006-03	6 Cyl. Eng.	--	712-0181
2006-03	8 Cyl. Eng.	--	910-0114
2002	All	--	712-0127
2001-00	6 Cyl. Eng.	--	712-0125
2001-00	8 Cyl. Eng. w/ Pressure Sensor	--	712-0127
2001-00	8 Cyl. Eng. w/o Pressure Sensor	--	712-0125
<b>MARK SERIES</b>			
1998-93	All, w/ Pulley	--	712-0120A1
1998-93	All, w/o Pulley	--	712-0120
1992-91	All w/ Handling Suspension	711-2136	711-0111
1992-91	All w/o Handling Suspension	711-2124	--
1990	All w/ Handling Suspension (Before 6/90)	711-2123	--
1990	All w/ Handling Suspension (From 6/90)	711-2136	711-0111
1990	All w/o Handling Suspension	711-2124	711-0121
1989-84	All w/ Handling Suspension	711-2117	711-0102
1989-84	All w/o Handling Suspension	711-2115	711-0101
1983-80	All w/ Hydro-Boost	711-2113	711-0120
1983-80	All w/o Hydro-Boost (Ford Pump)	711-2115	711-0101
1979	8 Cyl. Eng. w/ Hydro-Boost	732-2170	732-0105
1978	8 Cyl. 400 Eng. w/ Hydro-Boost (Before 5/8/78)	732-2171	732-0105
1978	8 Cyl. 400 Eng. w/ Hydro-Boost (From 5/8/78)	732-2170	732-0105
1978	8 Cyl. 460 Eng. w/ Hydro-Boost	732-2170	732-0105
1977-75	8 Cyl. Eng. w/ Hydro-Boost	732-2170	732-0105
1974	All w/ Hydro-Boost	732-2172	732-0105
1974	All w/o Hydro-Boost	732-2134	732-0101
1973-72	8 Cyl. Eng.	732-2129	732-0101
1971-70	8 Cyl. Eng.	713-2108	713-0101
<b>MKS</b>			
2012-09	3.7L Eng.	--	712-0182
<b>MKT</b>			
2012-10	3.7L Eng.	--	712-0182
<b>MKX</b>			
2014-11	All	--	910-0116

## Power Steering Pump

Years	Application	With Reservoir	Without Reservoir
<b>LINCOLN (cont'd)</b>			
<b>MKX (Cont'd)</b>			
2010-07	All	--	712-0171
<b>MKZ</b>			
2012-11	6 Cyl. 3.5L Eng.	--	712-0187
2010	All	--	712-0187
2009-07	All	--	712-0171
<b>TOWN CAR</b>			
2011-08	All, Supplied w/ Pulley	--	712-0167A1
2011-08	All, Supplied w/o Pulley	--	712-0167
2007	All (Exc. Limousine), w/ Pulley	--	712-0132A1
2007	All (Exc. Limousine), w/o Pulley	--	712-0132
2007	Limousine, w/ Pulley	--	712-0129A1
2007	Limousine, w/o Pulley	--	712-0129
2006-03	All (Exc. Limousine), w/ Pulley	--	712-0132A1
2006-03	All (Exc. Limousine), w/o Pulley	--	712-0132
2006-03	Limousine, w/ Pulley	--	712-0129A1
2006-03	Limousine, w/o Pulley	--	712-0129
2002-91	All w/ Variable Assist, Supplied w/ EVO Component, w/o Pulley	--	712-0160P
2002-91	All w/ Variable Assist, Supplied w/ EVO Component, w/ Pulley	--	712-0160PA1
2002-91	All w/ Variable Assist, Supplied w/o EVO Component	--	712-0160
1990	All, Supplied w/ EVO Component	711-2128P	--
1990	All, Supplied w/o EVO Component	711-2128	711-0115
1989-81	All	711-2117	711-0102
<b>VERSAILLES</b>			
1980-78	8 Cyl. Eng.	711-2113	711-0120
1977	8 Cyl. Eng.	713-2123	713-0105
<b>ZEPHYR</b>			
2006	All	--	712-0164
<b>LINCOLN TRUCKS</b>			
<b>AVIATOR</b>			
2005-03	All	--	990-0670
<b>BLACKWOOD</b>			
2003-02	All w/ Variable Assist, Supplied w/ EVO Component, w/o Pulley	--	712-0160P
2003-02	All w/ Variable Assist, Supplied w/ EVO Component, w/ Pulley	--	712-0160PA2
2003-02	All w/ Variable Assist, Supplied w/o EVO Component	--	712-0160
<b>MARK LT</b>			
2008-06	All, w/ Pulley	--	712-0122A1
2008-06	All, w/o Pulley	--	712-0122
<b>NAVIGATOR</b>			
2011	All, w/ Pulley	--	712-0176A1
2011	All, w/o Pulley	--	712-0176
2009	All (Before 12/01/08), w/ Pulley	--	712-0175A1
2009	All (Before 12/01/08), w/o Pulley	--	712-0175
2009	All (From 12/01/08), w/ Pulley	--	712-0176A1
2009	All (From 12/01/08), w/o Pulley	--	712-0176
2008-07	All, w/ Pulley	--	712-0175A1

Years	Application	With Reservoir	Without Reservoir
<b>LINCOLN TRUCKS (cont'd)</b>			
<b>NAVIGATOR (Cont'd)</b>			
2008-07	All, w/o Pulley	--	712-0175
2006-03	All, w/ Pulley	--	712-0122A1
2006-03	All, w/o Pulley	--	712-0122
2002-98	All w/ Variable Assist, Supplied w/ EVO Component, w/o Pulley	--	712-0160P
2002-98	All w/ Variable Assist, Supplied w/ EVO Component, w/ Pulley	--	712-0160PA2
2002-98	All w/ Variable Assist, Supplied w/o EVO Component	--	712-0160
<b>MAZDA</b>			
<b>3</b>			
2011	All (Before 10/1/2010)	--	990-1154
2010	All	--	990-1154
2009	All Turbo	--	990-0992
2008-07	All (Exc. Turbo)	--	990-0706
2008-07	All Turbo	--	990-0992
2005-04	All	--	990-0989
<b>5</b>			
2009	All (Before 5/19/09)	--	--
2009	All (From 5/19/09)	--	--
2007-06	All	--	990-0706
<b>6</b>			
2013-09	4 Cyl. Eng.	--	990-1172
2013-09	6 Cyl. Eng.	--	990-1173
2008	4 Cyl. Eng.	--	990-0673
2008	6 Cyl. Eng.	--	990-0674
2007	4 Cyl. Eng (Exc. Turbo)	--	990-0673
2007	4 Cyl. Eng. Turbo	--	990-0946
2007	6 Cyl. Eng.	--	990-0674
2006-03	4 Cyl. Eng.	--	990-0673
2006-03	6 Cyl. Eng.	--	990-0674
<b>323</b>			
1994-90	All	--	990-1097
1989-86	All	--	990-0327
<b>626</b>			
2002-98	4 Cyl. 2.0 Eng.	--	990-0197
2002-98	6 Cyl. 2.5 Eng.	--	990-0391
1997	2.5L Eng.	--	990-0391
1997	4 Cyl. 2.0L Eng. w/ A.T.	--	990-0391
1997	4 Cyl. 2.0L Eng. w/ M.T.	--	990-0637
1996	All	--	990-0391
1995-93	All	--	910-0112
1992-89	All (Exc. Turbo) w/ Keyway Shaft	--	990-0446
1992-89	All (Exc. Turbo) w/ Splined Shaft	--	910-0105
1992-89	All Turbo	--	910-0105
1988	All (Exc. Turbo) w/ 2 Wheel Steering (w/ Keyway Type Shaft)	--	990-0446
1988	All (Exc. Turbo) w/ 2 Wheel Steering (w/ Splined Type Shaft)	--	910-0105
1988	All (Exc. Turbo) w/ 4 Wheel Steering (From Chassis #526247)	--	990-0394



# Power Steering Pump

Years	Application	With Reservoir	Without Reservoir
<b>MAZDA (cont'd)</b>			
<b>626 (Cont'd)</b>			
1988	All (Exc. Turbo) w/ 4 Wheel Steering (To Chassis #526246)	--	990-0393
1988	All Turbo	--	910-0105
1987-86	All	--	990-0261
1985-84	All (Atsugi Pump) w/ 14 Spline Shaft (Gas Eng.)	--	990-0262
1985-84	All (Atsugi Pump) w/ 17 Spline Shaft (Gas Eng.)	--	990-0261
1985-84	All (Diesel Eng.)	--	990-0335
1983	All (Atsugi Pump) w/ 14 Spline Shaft	--	990-0262
1983	All (Atsugi Pump) w/ 17 Spline Shaft	--	990-0261
1982-81	All	--	990-0282
<b>929</b>			
1995-92	All	--	990-0392
1991-90	All w/ DOHC Eng.	--	990-0374
1991-90	All w/ SOHC Eng.	990-0350	--
1989-88	All	--	990-0349
<b>COSMO, RX4</b>			
1978-74	All w/ Female Pressure Hose Fitting	--	990-0250
<b>COSMO, RX5</b>			
1978-74	All w/ Male Pressure Hose Fitting	--	990-0251
<b>GLC</b>			
1985-83	All	--	990-0283
<b>MIATA, MX-5 MIATA</b>			
2014-06	All	--	990-0943
2005	All	--	990-0149
2004	All (Before 12/01/03)	--	990-0180
2004	All (From 12/01/03)	--	990-0149
2003-99	All	--	990-0180
1997	All	--	990-0149
1996-90	All	--	990-0348
<b>MILLENNIA</b>			
2002-01	2.3L Eng.	--	990-1096
2002-01	2.5L Eng.	--	910-0112
2000-95	All	--	990-0391
<b>MX-3</b>			
1995-92	1.6L Eng.	--	990-1097
1995-92	1.8L Eng.	--	990-0391
<b>MX-6</b>			
1997	2.0L Eng. w/ A.T.	--	990-0391
1997	2.0L Eng. w/ M.T.	--	990-0637
1997	2.5L Eng.	--	990-0391
1996	All	--	990-0391
1995-93	All	--	910-0112
1992-91	All (Exc. Turbo) w/ Keyway Type Shaft	--	990-0446
1992-91	All (Exc. Turbo) w/ Splined Type Shaft	--	910-0105
1992-91	All Turbo	--	910-0105
1990-89	All (Exc. Turbo) w/ 2 Wheel Steering (w/ Keyway Type Shaft)	--	990-0446
1990-89	All (Exc. Turbo) w/ 2 Wheel Steering (w/ Splined Type Shaft)	--	910-0105
1990-89	All (Exc. Turbo) w/ 4 Wheel Steering	--	990-0394

Years	Application	With Reservoir	Without Reservoir
<b>MAZDA (cont'd)</b>			
<b>MX-6 (Cont'd)</b>			
1990-89	All Turbo	--	910-0105
1988	All (Exc. Turbo) w/ Keyway Type Shaft	--	990-0446
1988	All (Exc. Turbo) w/ Splined Type Shaft	--	910-0105
1988	All Turbo	--	910-0105
<b>PROTEGE, PROTEGE5</b>			
2003-02	All	--	990-0171
2001	1.6L Eng.	--	990-0170
2001	2.0L Eng.	--	990-0171
2000-99	1.6L Eng.	--	990-0170
2000-99	1.8L Eng.	--	990-0171
1998-97	All	--	990-0152
1996	All (From Chassis #325840)	--	990-0152
1996	All (To Chassis #325839)	--	990-0440
1995	All (To Chassis #325839)	--	990-0440
1994-92	1.8L Eng.	--	990-0347
1991-90	1.8L Eng. 2WD	--	990-0347
1991-90	1.8L Eng. 4WD	--	990-1098
<b>RX-7</b>			
1995-93	All	--	990-0392
1992-91	All (Exc. Turbo)	--	990-0411
1992-91	All Turbo	--	990-0377
1990-89	All (Exc. GTU Package)	--	990-0377
1990-89	All GTU Package	--	990-0411
1988	All	--	990-0377
1987	All w/ Pump Mounted Under Reservoir (Late Style)	--	990-0377
1987	All w/ Pump Mounted in Reservoir (Early Style)	990-0376	--
1986	All	990-0376	--
1985-84	All	--	990-0295
<b>MAZDA TRUCKS</b>			
<b>5</b>			
2008	All (Before 1/1/08)	--	990-0706
2008	All (From 1/1/08)	--	990-1099
2007-06	All	--	990-0706
<b>B2000 PICKUP</b>			
1987-86	All	--	990-0328
<b>B2200 PICKUP</b>			
1993-87	All	--	990-0328
<b>B2300 PICKUP</b>			
2009-01	All	--	712-0126
1997-95	All	711-2130	711-0106
1994	All	711-2134	711-0106
<b>B2500 PICKUP</b>			
2001-98	All	711-2138	711-0103
<b>B2600 PICKUP</b>			
1993-90	All	--	990-0352
1989	All w/ M.T.	--	990-0330
1988-87	All w/ A.T.	--	990-0329
1988-87	All w/ M.T.	--	990-0330

## Power Steering Pump

Years	Application	With Reservoir	Without Reservoir
<b>MAZDA TRUCKS (cont'd)</b>			
<b>B3000 PICKUP</b>			
2007	All	--	990-1100
2006-98	All	711-2138	711-0103
1997-94	All	711-2130	711-0106
<b>B4000 PICKUP</b>			
2009-04	All	--	712-0112
2003-01	All	--	712-0112
2000-98	All	711-2138	711-0103
1997-95	All	711-2130	711-0106
1994	All	711-2134	711-0106
<b>CX-7</b>			
2012-07	All	--	990-1102
<b>CX-9</b>			
2014-07	All	--	990-0704
<b>MPV</b>			
2006-02	All	--	990-0658
2001-00	All	--	990-0201
1998	All (From Chassis #825153)	--	990-0689
1997	All (From Chassis #825153)	--	990-0689
1997	All (To Chassis # 825152)	--	990-0651
1996	All (To Chassis # 825152)	--	990-0651
1995-89	All	--	990-0351
<b>NAVAJO</b>			
1994-91	All	711-2134	711-0106
<b>TRIBUTE</b>			
2006-05	4 Cyl. Eng.	--	712-0134
2006-05	6 Cyl. Eng.	--	910-0115
2004-01	4 Cyl. Eng.	--	712-0130
2004-01	6 Cyl. Eng.	--	712-0135
<b>MERCEDES</b>			
<b>190D</b>			
1989-86	Vickers Pump	990-0951	--
1989-86	ZF Pump	990-0952	--
1985-84	Vickers pump All w/ A.T. (From Eng. #006262 To Eng. #007739)	990-0634	--
1985-84	Vickers pump All w/ A.T. (From Eng. #007740)	990-0951	--
1985-84	Vickers pump All w/ M.T. (From Eng. #002135 To Eng. #002534)	990-0634	--
1985-84	Vickers pump All w/ M.T. (From Eng. #002535)	990-0951	--
1985-84	ZF Pump w/ A.T. (From Eng. # 006262 To # 007739)	990-0194	--
1985-84	ZF Pump w/ A.T. (From Eng. # 007740)	990-0952	--
1985-84	ZF Pump w/ M.T. (From Eng. # 002135 To # 002534)	990-0194	--
1985-84	ZF Pump w/ M.T. (From Eng. # 002535)	990-0952	--
<b>190E</b>			
1993-91	2.3L Eng.	990-0104	--
1993-91	2.6L Eng.	990-0422	--
1990	2.6L Eng.	990-0422	--
1988-84	2.3L Eng.	990-0194	--

Years	Application	With Reservoir	Without Reservoir
<b>MERCEDES (cont'd)</b>			
<b>220, 220D</b>			
1973-72	All	--	990-0285
<b>230</b>			
1978-74	All	--	990-0285
<b>240D</b>			
1983-72	All (Vickers Pump) w/ Bolt-on Reservoir	--	990-0285
1983-72	All (ZF Pump) w/ Built-in Reservoir	950-0111	--
<b>260E</b>			
1989-87	All	990-0419	--
<b>280CE</b>			
1981-78	All (From Eng. # 984066011)	950-0111	--
<b>280E</b>			
1981-78	All (From Eng. # 984066011)	950-0111	--
<b>280SE</b>			
1981-78	All (From Eng. # 984066011)	950-0111	--
<b>300CD</b>			
1985-80	All (From Eng. # 912117298)	950-0111	--
<b>300CE</b>			
1993-88	All w/ Self Leveling Device	990-0405	--
1993-88	All w/o Self Leveling Device	990-0419	--
<b>300D</b>			
1993-90	All Turbo (Diesel) w/ Diferential Lock	--	990-0109
1993-90	All Turbo (Diesel) w/o Diferential Lock (From Eng. # 012820)	990-0103	--
1993-90	All Turbo (Diesel) w/o Diferential Lock (To Eng. # 012819)	990-0107	--
1985-80	All (From Eng. # 912117298)	950-0111	--
1978-72	All	--	990-0285
<b>300E</b>			
1993	w/ Luk Pump, w/o Self Leveling Device	990-0103	--
1993	w/ ZF Pump, w/ Self Leveling Device	950-0106	--
1993	w/ ZF Pump, w/o Self Leveling Device	950-0103	--
1992-86	2.6L & 3.0L Eng. w/ Self Leveling Device	990-0405	--
1992-86	2.6L & 3.0L Eng. w/o Self Leveling Device	990-0419	--
<b>300E 4MATIC</b>			
1992-90	All	990-0405	--
<b>300SD, 300SDL</b>			
1987-86	All	990-0438	--
1985-83	All	990-0421	--
<b>300SE</b>			
1993-92	3.2L Eng., w/ Vickers Pump, w/o Self Leveling Device	990-0102	--
1993-92	3.2L Eng., w/ ZF Pump, w/o Self Leveling Device	950-0102	--
1991-88	All	990-0438	--
<b>300SEL</b>			
1991-88	All	990-0438	--
<b>300SL</b>			
1993-90	All w/ Self Leveling Device	990-0405	--
1993-90	All w/o Self Leveling Device	990-0419	--
<b>300TD</b>			
1985-80	All (From Eng. # 912117298)	950-0111	--

# Power Steering Pump

Years	Application	With Reservoir	Without Reservoir
<b>MERCEDES (cont'd)</b>			
<b>300TE</b>			
1992-88	All w/ Self Leveling Device	990-0405	--
1992-88	All w/o Self Leveling Device	990-0419	--
<b>300TE 4MATIC</b>			
1992-90	All	990-0405	--
<b>350SD, 350SDL</b>			
1991-90	All Turbo (Diesel)	990-0438	--
<b>380SE</b>			
1985-81	All	990-0421	--
<b>380SEC</b>			
1983-82	All	990-0421	--
<b>380SL</b>			
1985-81	All (ZF Pump)	950-0111	--
<b>380SLC</b>			
1981	All (ZF Pump)	950-0111	--
<b>400E</b>			
1993-92	All (Vickers Pump) w/ Self Leveling Suspension (w/ OE # 1294601880)	--	990-0956
1993-92	All (Vickers Pump) w/ Self Leveling Suspension (w/ OE # 1294602780)	--	990-0955
1993-92	All (Vickers Pump) w/o Self Leveling Suspension (w/ OE # 1294601680)	--	990-0954
1993-92	All (Vickers Pump) w/o Self Leveling Suspension (w/ OE # 1294602580)	--	990-0953
1993-92	All (ZF Pump) w/ Self Leveling Suspension (w/ OE # 1294601980)	--	990-0958
1993-92	All (ZF Pump) w/ Self Leveling Suspension (w/ OE # 1294602880)	--	990-0497
1993-92	All (ZF Pump) w/o Self Leveling Suspension (w/ OE # 1294601780)	--	990-0957
1993-92	All (ZF Pump) w/o Self Leveling Suspension (w/ OE # 1294602680)	--	990-0496
<b>400SE</b>			
1992	All (Vickers Pump) w/ Self-Leveling Device	--	990-1105
1992	All (Vickers Pump) w/o Self-Leveling Device	--	990-0959
1992	All (ZF Pump) w/ Self-Leveling Device	--	950-0117
1992	All (ZF Pump) w/o Self-Leveling Device	--	950-0116
<b>400SEL</b>			
1993	All (Vickers Pump) w/ Self-Leveling Device	--	990-1105
1993	All (Vickers Pump) w/o Self-Leveling Device	--	990-0959
1993	All (ZF Pump) w/ Self-Leveling Device	--	950-0117
1993	All (ZF Pump) w/o Self-Leveling Device	--	950-0116
<b>420SEL</b>			
1991-86	4.2L Eng.	990-0421	--
<b>500E</b>			
1993-92	All	--	990-0497
<b>500SEC</b>			
1993	All (Vickers Pump) w/ Self-Leveling Device	--	990-1105

Years	Application	With Reservoir	Without Reservoir
<b>MERCEDES (cont'd)</b>			
<b>500SEC (Cont'd)</b>			
1993	All (Vickers Pump) w/o Self-Leveling Device	--	990-0959
1993	All (ZF Pump) w/ Self-Leveling Device	--	950-0117
1993	All (ZF Pump) w/o Self-Leveling Device	--	950-0116
1985-84	All	990-0421	--
<b>500SEL</b>			
1993-92	All (Vickers Pump) w/ Self-Leveling Device	--	990-1105
1993-92	All (Vickers Pump) w/o Self-Leveling Device	--	990-0959
1993-92	All (ZF Pump) w/ Self-Leveling Device	--	950-0117
1993-92	All (ZF Pump) w/o Self-Leveling Device	--	950-0116
1985-84	All	990-0421	--
<b>500SL</b>			
1993	All (Vickers Pump) w/ Self Leveling Device	--	990-0955
1993	All (Vickers Pump) w/o Self Leveling Device	--	990-0953
1993	All (ZF Pump) w/ Self Leveling Device	--	990-0497
1993	All (ZF Pump) w/o Self Leveling Device	--	990-0496
1992-90	All w/o Self Leveling Device	--	990-0468
<b>560SEC, 560SEL, 560SL</b>			
1991-86	5.6L Eng.	990-0421	--
<b>600SEC, 600SEL</b>			
1993-92	All	990-0111	--
<b>600SL</b>			
1993	All	990-0113	--
<b>C32</b>			
2004-02	All	--	990-0972
<b>C36</b>			
1997	All (Luk Pump) w/o Self Leveling Device	--	990-0118
1997	All w/ Self Leveling Device	950-0106	--
1996	All (Luk Pump) w/ Self Leveling Device (To Eng. #001795)	--	990-0109
1996	All (Luk Pump) w/o Self Leveling Device	--	990-0118
1996	All (ZF Pump) w/ Self Leveling Device	950-0106	--
<b>C43</b>			
2000-99	All	--	950-0114
1998	All	--	950-0114
<b>C55</b>			
2006-05	All	--	990-0659
<b>C63</b>			
2015-12	All	--	990-1272
2011-08	All	--	990-0984
<b>C220</b>			
1996	All (Luk Pump) w/o Self Leveling Device	--	990-0119
1996	All (ZF Pump) w/o Self Leveling Device	--	990-0635
1996	All w/ Self Leveling Device	950-0105	--
1995-94	All w/ Self Leveling Device	950-0105	--
1995-94	All w/o Self Leveling Device	950-0103	--

## Power Steering Pump

Years	Application	With Reservoir	Without Reservoir
<b>MERCEDES (cont'd)</b>			
<b>C230</b>			
2007-06	All	--	990-0961
2005-03	All	--	990-0962
2002	All (Luk Pump)	--	990-0963
2002	All (ZF Pump)	--	990-0964
2000-99	All (Luk Pump) w/o Self Leveling Device	--	990-0119
2000-99	All (ZF Pump) w/ Self Leveling Device	950-0105	--
2000-99	All (ZF Pump) w/o Self Leveling Device)	--	990-0635
1998-97	All (Luk Pump)	--	990-0119
1998-97	All (ZF Pump)	--	990-0635
<b>C240</b>			
2005-01	All	--	990-0659
<b>C250</b>			
2012	All	--	990-1264
<b>C280</b>			
2007	All	--	990-0966
2006	All	--	990-0961
2000-99	All w/ Self Leveling Device	--	990-0967
2000-98	All w/o Self-Leveling Device	--	950-0114
1997-96	All (Luk Pump) w/o Self Leveling Device	--	990-0118
1997-96	All (ZF Pump) w/ Self Leveling Device	950-0106	--
1997-96	All (ZF Pump) w/o Self Leveling Device	950-0103	--
1995-94	All (Luk Pump) w/o Self Leveling Device	990-0103	--
1995-94	All (Vickers Pump) w/ Self Leveling Device (To Eng. #001354)	--	990-0109
1995-94	All (ZF Pump) w/ Self Leveling Device	950-0106	--
1995-94	All (ZF Pump) w/o Self Leveling Device	950-0103	--
<b>C300</b>			
2014-13	All (w/ OE # 006 466 63 01)	--	990-1269
2014-13	All (w/ OE # 006 466 64 01)	--	990-1273
2012	All	--	990-1111
2011	All w/ A.T. (w/ OE # 005 466 94 01)	--	990-1111
2011	All w/ M.T. (w/ OE # 005 466 59 01)	--	990-1297
2011	All w/ M.T. (w/ OE # 005 466 60 01)	--	990-1298
2010-08	All w/ A.T. (w/ OE # 005 466 42 01)	--	990-0968
2010-08	All w/ A.T. (w/ OE # 005 466 65 01)	--	990-0969
2010-08	All w/ M.T. (w/ OE # 005 466 18 01)	--	990-0970
2010-08	All w/ M.T. (w/ OE # 005 466 19 01)	--	990-0971
<b>C320</b>			
2005-02	All	--	990-0659
<b>C350</b>			
2015-12	All (w/ OE # 006 466 63 01)	--	990-1269
2015-12	All (w/ OE # 006 466 64 01)	--	990-1273
2011	All w/ A.T. (w/ OE # 005 466 94 01)	--	990-1111
2010-08	All (w/ OE # 005 466 18 01)	--	990-0968
2010-08	All (w/ OE # 005 466 65 01)	--	990-0969
2007	All	--	990-0966
2006	All	--	990-0961
<b>CL55</b>			
2006-05	All	--	990-0973
2004-03	All w/o Self-Leveling Device	--	950-0114
2002	All w/ Self-Leveling Device	--	990-0974

Years	Application	With Reservoir	Without Reservoir
<b>MERCEDES (cont'd)</b>			
<b>CL55 (Cont'd)</b>			
2002	All w/o Self-Leveling Device	--	950-0114
<b>CL63</b>			
2014-11	All	--	990-1194
2010-08	All	--	990-0976
<b>CL65</b>			
2014-08	All	--	990-0978
2006-05	All	--	990-0979
<b>CL500</b>			
2006-04	All	--	990-0973
2003-02	All (From VIN # A030261)	--	990-0973
2003-02	All (To VIN # A030260)	--	990-0974
2001-00	All	--	990-0695
1999-98	All w/ Self Leveling Device	--	990-0114
1999-98	All w/o Self-Leveling Device	--	990-0105
<b>CL550</b>			
2014-11	All	--	990-1213
2010-09	All	--	990-1052
2008	All	--	990-0976
2007	All	--	990-0977
<b>CL600</b>			
2014-12	All	--	990-0978
2010-08	All	--	990-0978
2007	All	--	990-0977
2006-03	All	--	990-0979
2002-01	All (From VIN # A030261)	--	990-0973
2002-01	All (To VIN # A030260)	--	990-0974
1999-98	All	990-0111	--
<b>CLK55</b>			
2006	Standard	--	990-0659
2005-03	All	--	990-0659
2002	All w/ Self-Leveling Device	--	990-0967
2002	All w/o Self-Leveling Device	--	950-0114
<b>CLK63</b>			
2010-07	All	--	990-0984
<b>CLK320</b>			
2005-04	All	--	990-0659
2003	Convertible	--	950-0114
2003	Coupe	--	990-0659
2002	All w/o Self-Leveling Device	--	950-0114
2001-98	All w/ Self-Leveling Device	--	990-0967
2001-98	All w/o Self-Leveling Device	--	950-0114
<b>CLK350</b>			
2009-08	All (w/ OE # 005 466 57 01)	--	990-0980
2009-08	All (w/ OE # 005 466 59 01)	--	990-0981
2007	All	--	990-0966
2006	All	--	990-0961
<b>CLK430</b>			
2003-99	All w/ Self-Leveling Device	--	990-0967
2003-99	All w/o Self-Leveling Device	--	950-0114

# Power Steering Pump

Years	Application	With Reservoir	Without Reservoir
<b>MERCEDES (cont'd)</b>			
<b>CLK500</b>			
2006	Standard	--	990-0659
2005-03	All	--	990-0659
<b>CLK550</b>			
2009-08	All (w/ OE # 005 466 80 01)	--	990-0982
2009-08	All (w/ OE # 005 466 81 01)	--	990-0983
2007	All	--	990-0982
<b>CLS55</b>			
2006	All	--	990-0985
<b>CLS63</b>			
2011-07	All	--	990-0984
<b>CLS500</b>			
2006	All	--	990-0985
<b>CLS550</b>			
2011-07	All	--	990-1052
<b>E55</b>			
2006-04	All	--	990-0695
2002-00	All w/ Self-Leveling Device	--	990-0487
2002-00	All w/o Self-Leveling Device	--	950-0114
1999	All w/o Self-Leveling Device	--	950-0114
<b>E63</b>			
2011-07	All	--	990-0984
<b>E300D</b>			
1999-96	All (Luk Pump) w/ Self Leveling Device	--	990-0116
1999-96	All (Luk Pump) w/o Self Leveling Device	--	990-0117
1999-96	All (ZF Pump)	--	990-0542
<b>E320</b>			
2009-07	All	--	990-0987
2006	All	--	990-0988
2005	All Diesel Eng.	--	990-0988
2005	All Gas Eng.	--	990-0695
2004	All	--	990-0695
2003	Sedan	--	990-0695
2003	Wagon	--	990-0487
2002-98	All w/ Self Leveling Device	--	990-0487
2002-98	All w/o Self Leveling Device	--	950-0114
1997-96	All w/ Self Leveling Device	--	990-0115
1997-96	All w/o Self Leveling Device	--	990-0118
<b>E350</b>			
2013-12	All (w/ OE # 006 466 57 01)	--	990-1265
2013-12	All (w/ OE # 006 466 58 01)	--	990-1266
2013-12	All (w/ OE # 006 466 63 01)	--	990-1269
2013-12	All (w/ OE # 006 466 64 01)	--	990-1273
2011-10	w/ OE # 005 466 94 01, 006 466 95 01	--	990-1111
2011-10	w/ OE # 006 466 44 01	--	990-1296
2011-10	w/ OE # 006 466 45 01	--	990-1112
2009-08	All	--	990-1052
2007	4Matic	--	990-1053
2007	All (Exc. 4MATIC)	--	990-0990
2006	All	--	990-0990

Years	Application	With Reservoir	Without Reservoir
<b>MERCEDES (cont'd)</b>			
<b>E420</b>			
1997	All w/ Self Leveling Device	--	990-0108
1997	All w/o Self Leveling Device	--	990-0106
1995-94	All (Vickers Pump) w/ Self Leveling Device (w/ OE # 129 460 18 80)	--	990-0956
1995-94	All (Vickers Pump) w/ Self Leveling Device (w/ OE # 129 460 27 80)	--	990-0955
1995-94	All (Vickers Pump) w/o Self Leveling Device (w/ OE # 129 460 16 80)	--	990-0954
1995-94	All (Vickers Pump) w/o Self Leveling Device (w/ OE # 129 460 25 80)	--	990-0953
1995-94	All (ZF Pump) w/ Self Leveling Device (w/ OE # 129 460 19 80)	--	990-0958
1995-94	All (ZF Pump) w/ Self Leveling Device (w/ OE # 129 460 28 80)	--	990-0497
1995-94	All (ZF Pump) w/o Self Leveling Device (w/ OE # 129 460 17 80)	--	990-0957
1995-94	All (ZF Pump) w/o Self Leveling Device (w/ OE # 129 460 26 80)	--	990-0496
<b>E430</b>			
2002-98	All w/ Self Leveling Suspension	--	990-0487
2002-98	All w/o Self-Leveling Device	--	950-0114
<b>E500</b>			
2006-03	All	--	990-0695
<b>E550</b>			
2011-10	w/ OE # 005 466 94 01, 006 466 95 01	--	990-1111
2011-10	w/ OE # 006 466 44 01	--	990-1296
2011-10	w/ OE # 006 466 45 01	--	990-1112
2009-08	All	--	990-1052
2007	All	--	990-1053
<b>S55 AMG</b>			
2006-03	All	--	990-0973
2002-01	All (Luk Pump) w/o Self Leveling Device	--	990-0654
2002-01	All (ZF Pump) w/ Self-Leveling Device	--	990-0974
2002-01	All (ZF Pump) w/o Self-Leveling Device	--	990-0974
<b>S63</b>			
2013-11	All	--	990-1194
2010-08	All	--	990-0976
<b>S65</b>			
2013-07	All	--	990-0978
2006	All	--	990-0979
<b>S320</b>			
1999-97	All (ZF Pump) w/o Self Leveling Device	950-0102	--
1999-97	All w/ Self Leveling Suspension	--	990-0505
1996-94	All (Vickers Pump) w/o Self Leveling Device	990-0102	--
1996-94	All (ZF Pump) w/o Self Leveling Device	950-0102	--
1996-94	All w/ Self Leveling Device	--	990-0110
<b>S350</b>			
2013-12	All	--	990-1213
2006	All w/ Active Body Control	--	990-0973
2006	All w/o Active Body Control	--	990-0993
1995-94	All w/ Self Leveling Suspension	--	990-0500

## Power Steering Pump

Years	Application	With Reservoir	Without Reservoir
<b>MERCEDES (cont'd)</b>			
<b>S350 (Cont'd)</b>			
1995-94	All w/o Self Leveling Suspension	--	990-0499
<b>S400</b>			
2013-12	All	--	990-1213
2011	All	--	990-1212
2010	All	--	990-1253
<b>S420</b>			
1999	All	--	990-0105
1997-96	All w/ Self Leveling Device	--	990-0114
1997-96	All w/o Self Leveling Device	--	990-0105
1995-94	All (Vickers Pump) w/ Self-Leveling Device	--	990-1105
1995-94	All (Vickers Pump) w/o Self-Leveling Device	--	990-0959
1995-94	All (ZF Pump) w/ Self-Leveling Device	--	950-0117
1995-94	All (ZF Pump) w/o Self-Leveling Device	--	950-0116
<b>S430</b>			
2006-03	All (Luk Pump) w/o Active Body Control	--	990-0654
2006-03	All w/ Active Body Control	--	990-0973
2002-01	All (Luk Pump) w/o Active Body Control	--	990-0654
2002-01	All w/ Active Body Control	--	990-0974
2000	All (Luk Pump) w/o Self Leveling Device	--	990-0654
2000	All w/ Self Leveling Device	--	990-0974
<b>S500</b>			
2006	All (Luk Pump) w/o Active Body Control	--	990-0654
2006	All w/ Active Body Control	--	990-0973
2005-02	All w/ Active Body Control	--	990-0973
2001-00	All (Luk Pump) w/o Self Leveling Device	--	990-0654
2001-00	All w/ Self Leveling Device	--	990-0974
1999-96	All w/ Self Leveling Device	--	990-0114
1999-96	All w/o Self Leveling Device	--	990-0105
1995-94	All (Vickers Pump) w/ Self-Leveling Device	--	990-1105
1995-94	All (Vickers Pump) w/o Self-Leveling Device	--	990-0959
1995-94	All (ZF Pump) w/ Self-Leveling Device	--	950-0117
1995-94	All (ZF Pump) w/o Self-Leveling Device	--	950-0116
<b>S550</b>			
2013	All	--	990-1213
2012	All (Exc. 4Matic) w/ Active Body Control	--	990-1263
2012	All (Exc. 4Matic) w/o Active Body Control	--	990-1213
2012	All 4Matic	--	990-1213
2011	All (Exc. 4Matic) w/ Active Body Control	--	990-0976
2011	All (Exc. 4Matic) w/o Active Body Control	--	990-1212
2011	All 4Matic	--	990-1212
2010	All (Exc. 4Matic) w/ Active Body Control	--	990-0976
2010	All (Exc. 4Matic) w/o Active Body Control	--	990-1253
2010	All 4Matic	--	990-1253
2009-08	All	--	990-1052
2007	All w/ Active Body Control	--	990-0977
<b>S600</b>			
2013-09	All	--	990-0978

Years	Application	With Reservoir	Without Reservoir
<b>MERCEDES (cont'd)</b>			
<b>S600 (Cont'd)</b>			
2008-07	All	--	990-0978
2006	All	--	990-0979
2005-03	All w/ Armored Body Equipment	--	990-0996
2005-03	All w/o Armored Body Equipment	--	990-0979
2002	All w/ Armored Body Equipment	--	990-0995
2002	All w/o Armored Body Equipment	--	990-0974
2001	All	--	990-0695
1999-94	All	990-0111	--
<b>SL55</b>			
2008	All	--	990-0976
2007-03	All	--	990-0997
<b>SL63</b>			
2012-09	All	--	990-1041
<b>SL65</b>			
2011	All	--	990-1043
2009	All (Exc. Black Series)	--	990-0998
2009	All Black Series	--	990-1185
2008-07	All	--	990-0998
2006-05	All	--	990-0999
<b>SL320</b>			
1997	All w/ Self Leveling Device	950-0106	--
1997	All w/o Self Leveling Device	990-0103	--
1996	All (Luk Pump) w/o Self Leveling Device	990-0103	--
1996	All (Vickers Pump) w/ Self Leveling Device	--	990-0109
1996	All (ZF Pump) w/ Self Leveling Device	950-0106	--
1996	All (ZF Pump) w/o Self Leveling Device	950-0103	--
<b>SL500</b>			
2006	All	--	990-0997
2005-03	All	--	990-1000
2002-99	All w/ Self Leveling Device	--	990-0967
2002-99	All w/o Self Leveling Device	--	950-0114
1998-96	All w/ Self Leveling Device	--	990-0112
1998-96	All w/o Self Leveling Device	--	990-0106
1995-94	All Vickers Pump w/ Self Leveling Device	--	990-0955
1995-94	All Vickers Pump w/o Self Leveling Device	--	990-0953
1995-94	All ZF Pump w/ Self Leveling Device	--	990-0497
1995-94	All w/o Self Leveling Device	--	990-0496
<b>SL550</b>			
2012-07	All	--	990-1041
<b>SL600</b>			
2009-08	All	--	990-1043
2007	All	--	990-0998
2006-04	All	--	990-0999
2002-99	All	990-0113	--
1997-96	All	990-0113	--
<b>SLK32</b>			
2004-02	All	--	990-1044
<b>SLK55</b>			
2011-05	All	--	990-0659

# Power Steering Pump

Years	Application	With Reservoir	Without Reservoir
<b>MERCEDES (cont'd)</b>			
<b>SLK230</b>			
2004-00	All	--	990-0119
1999	All (Luk Pump)	--	990-0119
<b>SLK280</b>			
2008	All	--	990-1046
2007-06	All	--	990-0961
<b>SLK300</b>			
2011-09	All	--	990-1046
<b>SLK320</b>			
2004-02	All w/o Self Leveling Device	--	950-0114
<b>SLK350</b>			
2014-12	All (w/ OE # 006 466 57 01)	--	990-1265
2014-12	All (w/ OE # 006 466 58 01)	--	990-1266
2011-08	All	--	990-1046
2007-06	All	--	990-0961
2005	All	--	990-1047
<b>SLR MCLAREN</b>			
2009-05	All	--	990-1048
<b>SLS</b>			
2014-11	All	--	990-0984
<b>MERCEDES TRUCKS</b>			
<b>G55</b>			
2011-03	All	--	990-1049
<b>G63</b>			
2013	All	--	--
<b>G500</b>			
2008-04	All	--	990-1049
2003-02	All	--	990-1050
<b>G550</b>			
2015-09	All	--	990-1110
<b>GL320</b>			
2009	All	--	990-1178
2008	All (Before 2/19/08)	--	990-1051
2008	All (From 2/19/08)	--	990-1178
2007	All	--	990-1051
<b>GL350</b>			
2012	All (Exc. Electro Hydraulic Steering)	--	990-1186
2012	All Electro Hydraulic Steering	--	990-1211
2011	All (Exc. Electro Hydraulic Steering)	--	990-1186
2011	All Electro Hydraulic Steering (Before 12/10/10)	--	990-1191
2011	All Electro Hydraulic Steering (From 12/10/10)	--	990-1211
2010	All (Exc. Electro Hydraulic Steering)	--	990-1186
2010	All Electro Hydraulic Steering	--	990-1191
<b>GL450</b>			
2012-07	All	--	990-1052
<b>GL550</b>			
2012-08	All	--	990-1052
<b>GLK350</b>			
2013	All (w/ OE # 006 466 61 01)	--	990-1267

Years	Application	With Reservoir	Without Reservoir
<b>MERCEDES TRUCKS (cont'd)</b>			
<b>GLK350 (Cont'd)</b>			
2013	All (w/ OE # 006 466 62 01)	--	990-1268
2012-10	All (w/ OE # 006 466 23 01)	--	990-1210
2012-10	All (w/ OE # 006 466 24 01)	--	990-1262
<b>ML55</b>			
2003-00	All	--	990-0488
<b>ML63</b>			
2011-07	All	--	990-0984
<b>ML320</b>			
2009	All	--	990-1178
2008-07	All	--	990-1051
2003-98	All	--	990-0488
<b>ML350</b>			
2011	All (Diesel Eng.) Electro Hydraulic Steering (Before 12/10/10)	--	990-1191
2011	All (Diesel Eng.) Electro Hydraulic Steering (From 12/10/10)	--	990-1211
2011	All (Diesel Eng.) Exc. Electro Hydraulic Steering	--	990-1186
2011	All (Gas Eng.)	--	990-1052
2010	All (Diesel Eng.) Electro Hydraulic Steering	--	990-1191
2010	All (Diesel Eng.) Exc. Electro Hydraulic Steering	--	990-1186
2010	All (Gas Eng.)	--	990-1052
2009-07	All	--	990-1052
2006	All (Before 12/20/05)	--	990-1053
2006	All (From 12/20/05)	--	990-1052
2005-03	All w/ Bolt On Pulley	--	990-1054
<b>ML430</b>			
2001-99	All	--	990-0488
<b>ML450</b>			
2011-10	All	--	990-1113
<b>ML500</b>			
2007-06	All	--	990-1053
2005-04	All w/ Bolt On Pulley	--	990-1054
2003-02	All	--	990-0488
<b>ML550</b>			
2011-08	All	--	990-1052
<b>R63</b>			
2007	All	--	990-0984
<b>R320</b>			
2009	All	--	990-1178
2008-07	All	--	990-1051
<b>R350</b>			
2012	All (Diesel Eng.) Electro Hydraulic Steering	--	990-1195
2012	All (Diesel Eng.) Exc. Electro Hydraulic Steering	--	990-1186
2012	All (w/ OE # 006 466 61 01)	--	990-1267
2012	All (w/ OE # 006 466 62 01)	--	990-1268
2011-10	All (Diesel Eng.) Electro Hydraulic Steering	--	990-1195

## Power Steering Pump

Years	Application	With Reservoir	Without Reservoir
<b>MERCEDES TRUCKS (cont'd)</b>			
<b>R350 (Cont'd)</b>			
2011-10	All (Diesel Eng.) Exc. Electro Hydraulic Steering	--	990-1186
2011-10	All (Gas Eng.) w/ Electronic Speed Sensitive Steering	--	990-0968
2011-10	All (Gas Eng.) w/o Electronic Speed Sensitive Steering	--	990-1052
2009-07	All	--	990-1052
2006	All	--	990-1053
<b>R500</b>			
2007-06	All	--	990-1053
<b>SPRINTER 2500, 3500</b>			
2014	3.0L Eng.	--	990-1252
2013-10	All	--	990-1252
2009	3.0L Eng.	--	950-0119
2008-07	3.0L Eng.	--	950-0119
2008-07	3.5L Eng.	--	990-0852
2006-02	All	--	990-0851
<b>MERCURY</b>			
<b>BOBCAT</b>			
1980	All	711-2119	711-0117
1979-78	4 Cyl. Eng.	711-2115	711-0101
1979-78	6 Cyl. Eng. (Ford Pump - Original O.E. Style Pump)	711-2115	711-0101
1977	4 Cyl. Eng. (Before 6/27/77 Original Reservoir is Metal)	713-2112	713-0101
1977	4 Cyl. Eng. (From 6/27/77 Original Reservoir is Plastic)	711-2115	711-0101
1977	6 Cyl. Eng. (Before 6/27/77 Original Reservoir is Metal)	713-2112	713-0101
1977	6 Cyl. Eng. (From 6/27/77 Original Reservoir is Plastic) w/Original O.E. Style Pump	711-2115	711-0101
1976-75	4 & 6 Cyl. Eng.	713-2112	713-0101
<b>CAPRI</b>			
1994-91	4 Cyl. Eng.	--	990-0327
1986-82	4 Cyl. Eng.	711-2119	711-0117
1986-82	6 & 8 Cyl. Eng.	711-2120	711-0113
1981-80	All	711-2120	711-0113
1979	4 Cyl. Eng. (Ford Pump - Original O.E. Style Pump)	711-2115	711-0101
1979	6 Cyl. 171 Eng. (Ford Pump - Original O.E. Style Pump)	711-2115	711-0101
1979	6 Cyl. 200 Eng. (Before 3/5/79)	711-2115	711-0101
1979	6 Cyl. 200 Eng. (Ford Pump - Original O.E. Style Pump) (From 3/5/79) w/ A.T.	711-2115	711-0101
1979	6 Cyl. 200 Eng. (From 3/5/79) w/ M.T.	711-2115	711-0101
1979	8 Cyl. Eng. (Ford Pump - Original O.E. Style Pump) w/o A.C.	711-2115	711-0101
1979	8 Cyl. Eng. w/ A.C.	711-2115	711-0101
<b>COMET</b>			
1977	6 Cyl. Eng. w/ Hydro-Boost, Female Pressure Fitting & "O" Ring	--	713-0105

Years	Application	With Reservoir	Without Reservoir
<b>MERCURY (cont'd)</b>			
<b>COMET (Cont'd)</b>			
1977	6 Cyl. Eng. w/o Hydro-Boost, w/ Female Pressure Fitting & "O" Ring	713-2118	713-0105
1977	8 Cyl. Eng. w/o Hydro-Boost	713-2118	713-0105
1976	6 Cyl. Eng. w/ Hydro-Boost	--	713-0105
1976	6 Cyl. Eng. w/o Hydro-Boost (Before 4/5/76) w/ Male Pressure Fitting	713-2113	713-0101
1976	6 Cyl. Eng. w/o Hydro-Boost (From 4/5/76) w/ Male Pressure Fitting	713-2118	713-0105
1976	8 Cyl. Eng. w/o Hydro-Boost (Before 4/5/76) w/ Female Pressure Fitting	713-2114	713-0104
1976	8 Cyl. Eng. w/o Hydro-Boost (From 4/5/76) w/ Female Pressure Fitting	713-2115	713-0104
1975	6 Cyl. Eng.	713-2112	713-0101
1975	8 Cyl. Eng. w/ A.C.	713-2117	713-0104
1975	8 Cyl. Eng. w/o A.C.	713-2110	713-0104
1974-71	6 Cyl. Eng.	713-2109	713-0101
1974-71	8 Cyl. Eng.	713-2110	713-0104
1969	6 Cyl. Eng.	713-2109	713-0101
1969	8 Cyl. 302 & 351 Eng.	713-2111	713-0101
1969	8 Cyl. 390 Eng.	713-2109	713-0101
1968-67	All	713-2109	713-0101
1966	All w/ A.C.	713-2107	--
1966	All w/o A.C.	713-2106	--
1965	All (Eaton Pump) w/ Front Mount	--	715-0101
1965	All (Eaton Pump) w/ Rear Mount	--	715-0102
1965	All (Ford Pump) w/ A.C.	713-2107	--
1965	All (Ford Pump) w/o A.C.	713-2106	--
1964-63	All (Eaton Pump) w/ Front Mount	--	715-0101
1964-63	All (Eaton Pump) w/ Rear Mount	--	715-0102
<b>COMMUTER, MARAUDER, MONTCLAIR, MONTEREY, PARKLANE</b>			
2004-03	All, Supplied w/ Pulley	--	712-0132A1
2004-03	All, Supplied w/o Pulley	--	712-0132
1974-73	8 Cyl. 351 & 400 Eng.	713-2108	713-0101
1974-73	8 Cyl. 429 & 460 Eng.	732-2111	732-0101
1972-67	6 & 8 Cyl. Eng.	713-2108	713-0101
1966-65	6 & 8 Cyl. Eng. w/ A.C.	713-2107	--
1966-65	6 & 8 Cyl. Eng. w/o A.C.	713-2106	--
1964-58	6 & 8 Cyl. Eng. w/ Front Mount	--	715-0101
1964-58	6 & 8 Cyl. Eng. w/ Rear Mount	--	715-0102
<b>COUGAR</b>			
2002-99	4 Cyl. Eng.	--	712-0119
2002-99	6 Cyl. Eng.	--	712-0185
1997-94	6 Cyl. Eng. w/ Variable Assist, Supplied w/o EVO component	711-2127	711-0110
1997-94	6 Cyl. Eng. w/o Variable Assist	711-2134	711-0106
1997-94	8 Cyl. Eng., w/ Pulley	--	712-0120A1
1997-94	8 Cyl. Eng., w/o Pulley	--	712-0120
1993-91	6 Cyl. Eng. w/ Variable Assist, Supplied w/o EVO component	711-2127	711-0110
1993-91	6 Cyl. Eng. w/o Variable Assist	711-2134	711-0106



# Power Steering Pump

Years	Application	With Reservoir	Without Reservoir
<b>MERCURY (cont'd)</b>			
<b>COUGAR (Cont'd)</b>			
1993-91	8 Cyl. Eng. w/ Variable Assist, Supplied w/ EVO Component	711-2131P	--
1993-91	8 Cyl. Eng. w/ Variable Assist, Supplied w/o EVO Component	711-2131	711-0116
1993-91	8 Cyl. Eng. w/o Variable Assist	711-2130	--
1990	6 Cyl. Eng. w/ Variable Assist, Supplied w/o EVO component	711-2127	711-0110
1990	6 Cyl. Eng. w/o Variable Assist	711-2134	711-0106
1989	6 Cyl. Eng. w/ Variable Assist, Supplied w/o EVO component	711-2127	711-0110
1989	6 Cyl. Eng. w/o Variable Assist	711-2135	711-0118
1988	6 Cyl. Eng. w/o Handling Suspension (Before 7/88)	711-2120	711-0113
1988	6 Cyl. Eng. w/o Handling Suspension (From 7/88)	711-2119	711-0117
1988	8 Cyl. Eng.	711-2120	711-0113
1987	All	711-2120	711-0113
1986-83	4 Cyl. Eng.	711-2119	711-0117
1986-83	6 & 8 Cyl. Eng.	711-2120	711-0113
1982	6 Cyl. 200 Eng.	711-2120	711-0113
1982	6 Cyl. 232 Eng.	711-2115	711-0101
1982	8 Cyl. Eng.	711-2115	711-0101
1981-80	6 Cyl. Eng. (Ford Pump - Original O.E. Style Pump)	711-2115	711-0101
1981-80	8 Cyl. Eng.	711-2115	711-0101
1979-78	8 Cyl. Eng. (Ford Pump - Original O.E. Style Pump)	711-2115	711-0101
1977-74	All	713-2108	713-0101
1973-71	All	713-2112	713-0101
1970	8 Cyl. 302 & 351 Eng.	713-2110	713-0104
1970	8 Cyl. 428 & 429 Eng.	713-2109	713-0101
1969	8 Cyl. 302 & 351 Eng.	713-2111	713-0101
1969	8 Cyl. 390, 427, 428 & 429 Eng.	713-2109	713-0101
1968	8 Cyl. 302, 390, 427 & 428 Eng.	713-2109	713-0101
1967	8 Cyl. 289 & 390 Eng.	713-2109	713-0101
<b>CYCLONE, MONTEGO</b>			
1976-72	All	713-2108	713-0101
1971-70	6 Cyl. Eng.	713-2109	713-0101
1971-70	8 Cyl. Eng.	713-2111	713-0101
1969	6 Cyl. Eng.	713-2109	713-0101
1969	8 Cyl. 302 & 351 Eng.	713-2111	713-0101
1969	8 Cyl. 390, 427 & 428 Eng.	713-2109	713-0101
1968-67	All	713-2109	713-0101
1966	All w/ A.C.	713-2107	--
1966	All w/o A.C.	713-2106	--
1965	All (Eaton Pump) w/ Front Mount	--	715-0101
1965	All (Eaton Pump) w/ Rear Mount	--	715-0102
1965	All (Ford Pump) w/ A.C.	713-2107	--
1965	All (Ford Pump) w/o A.C.	713-2106	--
1964	All (Eaton Pump) w/ Front Mount	--	715-0101
1964	All (Eaton Pump) w/ Rear Mount	--	715-0102

Years	Application	With Reservoir	Without Reservoir
<b>MERCURY (cont'd)</b>			
<b>GRAND MARQUIS, MARQUIS, COLONY PARK</b>			
2011-10	w/ Pulley	--	712-0167A1
2011-10	w/o Pulley	--	712-0167
2009	All (From 1/2/08), w/ Pulley	--	712-0167A1
2009	All (From 1/2/08), w/o Pulley	--	712-0167
2008	All (Before 1/2/08), w/ Pulley	--	712-0132A1
2008	All (Before 1/2/08), w/o Pulley	--	712-0132
2008	All (From 1/2/08), w/ Pulley	--	712-0167A1
2008	All (From 1/2/08), w/o Pulley	--	712-0167
2007-03	All, Supplied w/ Pulley	--	712-0132A1
2007-03	All, Supplied w/o Pulley	--	712-0132
2002-99	All (Exc. Police, Taxi & Fleet) w/ Variable Assist, Supplied w/ EVO Component, w/o Pulley	--	712-0160P
2002-99	All (Exc. Police, Taxi & Fleet) w/ Variable Assist, Supplied w/o EVO Component	--	712-0160
2002-99	All (Exc. Police, Taxi & Fleet) w/ Variable Assist, Supplied w/ EVO Component, w/ Pulley	--	712-0160PA1
2002-99	All Police, Taxi & Fleet, w/ Pulley	--	712-0115A1
2002-99	All Police, Taxi & Fleet, w/o Pulley	--	712-0115
1998-92	All w/ Variable Assist, Supplied w/ EVO Component, w/o Pulley	--	712-0160P
1998-92	All w/ Variable Assist, Supplied w/ EVO Component, w/ Pulley	--	712-0160PA1
1998-92	All w/ Variable Assist, Supplied w/o EVO Component	--	712-0160
1991-90	All (Exc. Police)	711-2136	711-0111
1991-90	Police	711-2123	711-0105
1989-87	8 Cyl. Eng.	711-2117	711-0102
1986-83	4 Cyl. Eng. (Marquis)	711-2119	711-0117
1986-83	6 & 8 Cyl. Eng. (Marquis)	711-2120	711-0113
1986-83	8 Cyl. Eng. (Grand Marquis, Colony Park)	711-2117	711-0102
1982-80	All	711-2117	711-0102
1979	All (Exc. Police) (Ford Pump - Original O.E. Style Pump)	711-2115	711-0101
1979	All Police	711-2115	711-0101
1978	8 Cyl. 460 Eng. w/ Hydro-Boost, w/ A.C.	732-2170	732-0105
1978	8 Cyl. Eng. (Exc. 460) w/ Hydro-Boost, w/ A.C.	732-2171	732-0105
1978	8 Cyl. Eng. (Ford Pump - Original O.E. Style Pump) w/o Hydro-Boost	711-2115	711-0101
1978	8 Cyl. Eng. (Saginaw Pump) w/o Hydro-Boost	732-2162	732-0105
1977	8 Cyl. 460 Eng. w/ Hydro-Boost, w/ A.C.	732-2170	732-0105
1977	8 Cyl. Eng. (Exc. 460) w/ Hydro-Boost, w/ A.C.	732-2171	732-0105
1977	8 Cyl. Eng. (Ford Pump) w/o Hydro-Boost, w/ A.C.	--	713-0101
1977	8 Cyl. Eng. (Ford Pump) w/o Hydro-Boost, w/o A.C.	713-2108	713-0101
1977	8 Cyl. Eng. (Saginaw Pump) w/o Hydro-Boost	732-2162	732-0105
1976	8 Cyl. 460 Eng. w/ Hydro-Boost, w/ A.C.	732-2170	732-0105

# Power Steering Pump

Years	Application	With Reservoir	Without Reservoir
<b>MERCURY (cont'd)</b>			
<b>GRAND MARQUIS, MARQUIS, COLONY PARK (Cont'd)</b>			
1976	8 Cyl. Eng. (Exc. 460 Eng.) w/ Hydro-Boost, w/ A.C.	732-2171	732-0105
1976	8 Cyl. Eng. (Ford Pump) w/o Hydro-Boost	713-2108	713-0101
1976	8 Cyl. Eng. (Saginaw Pump) w/o Hydro-Boost	732-2162	732-0105
1975	8 Cyl. Eng. (Ford Pump)	713-2108	713-0101
1975	8 Cyl. Eng. (Saginaw Pump)	732-2144	732-0105
1974-73	8 Cyl. 351 & 400 Eng.	713-2108	713-0101
1974-73	8 Cyl. 429 & 460 Eng.	732-2111	732-0101
1972-67	6 & 8 Cyl. Eng.	713-2108	713-0101
1966-65	6 & 8 Cyl. Eng. w/ A.C.	713-2107	--
1966-65	6 & 8 Cyl. Eng. w/o A.C.	713-2106	--
1964-61	6 & 8 Cyl. Eng. w/ Front Mount	--	715-0101
1964-61	6 & 8 Cyl. Eng. w/ Rear Mount	--	715-0102
<b>LYNX, LN7</b>			
1987-86	4 Cyl. 1.9L Eng. (EFI)	711-2116	--
1987-86	4 Cyl. 1.9L Eng. (Exc. EFI)	711-2114	711-0117
1987-86	4 Cyl. 2.0L Diesel Eng.	711-2114	711-0117
1985-81	4 Cyl. Eng.	711-2114	711-0117
<b>MILAN</b>			
2009-06	4 Cyl. 2.3L Eng.	--	712-0166
2009-06	6 Cyl. 3.0L Eng.	--	712-0164
<b>MONARCH</b>			
1980	All	711-2119	711-0117
1979	6 Cyl. Eng. (Ford Pump - Original O.E. Style Pump)	711-2115	711-0101
1979	6 Cyl. Eng. (Saginaw Pump)	732-2161	732-0105
1979	8 Cyl. Eng. (Ford Pump)	711-2115	711-0101
1979	8 Cyl. Eng. (Saginaw Pump)	732-2161	732-0105
1978	6 Cyl. Eng. w/ Hydro-Boost	711-2113	711-0120
1978	6 Cyl. Eng. w/o Hydro-Boost	711-2115	711-0101
1978	8 Cyl. Eng. w/ Hydro-Boost	711-2113	711-0120
1978	8 Cyl. Eng. w/o Hydro-Boost	711-2115	711-0101
1977	6 Cyl. Eng. w/ Hydro-Boost	713-2122	713-0105
1977	6 Cyl. Eng. w/o Hydro-Boost	713-2118	713-0105
1977	8 Cyl. Eng. w/ Hydro-Boost	713-2123	713-0105
1977	8 Cyl. Eng. w/o Hydro-Boost	713-2118	713-0105
1976	6 Cyl. Eng. w/ Hydro-Boost (Before 4/5/76) w/ Male Pressure Fitting	713-2120	713-0101
1976	6 Cyl. Eng. w/ Hydro-Boost (From 4/5/76) w/ Female Pressure Fitting & "O" Ring	713-2122	713-0105
1976	6 Cyl. Eng. w/o Hydro-Boost (Before 4/5/76) w/ Male Pressure Fitting	713-2113	713-0101
1976	6 Cyl. Eng. w/o Hydro-Boost (From 4/5/76) w/ Female Pressure Fitting & "O" Ring	713-2118	713-0105
1976	8 Cyl. Eng. w/ Hydro-Boost (Before 4/5/76) w/ Female Pressure Fitting, w/ Brass Seat	713-2121	713-0104
1976	8 Cyl. Eng. w/ Hydro-Boost (From 4/5/76) w/ Female Pressure Fitting & "O" Ring	713-2123	713-0105
1976	8 Cyl. Eng. w/o Hydro-Boost (Before 4/5/76)	713-2115	713-0104

Years	Application	With Reservoir	Without Reservoir
<b>MERCURY (cont'd)</b>			
<b>MONARCH (Cont'd)</b>			
1976	8 Cyl. Eng. w/o Hydro-Boost (From 4/5/76)	713-2118	713-0105
1975	6 Cyl. Eng. w/ Hydro-Boost	713-2120	713-0101
1975	6 Cyl. Eng. w/o Hydro-Boost	713-2112	713-0101
1975	8 Cyl. Eng. w/ Hydro-Boost	713-2121	713-0104
1975	8 Cyl. Eng. w/o Hydro-Boost, w/ A.C.	713-2117	713-0104
1975	8 Cyl. Eng. w/o Hydro-Boost, w/o A.C.	713-2110	713-0104
<b>MONTEGO</b>			
2007	All (Before 4/16/07)	--	712-0159
2007	All (From 4/16/07)	--	712-0163
2006-05	All	--	712-0159
<b>MYSTIQUE</b>			
2000-98	4 Cyl. Eng.	--	712-0119
2000-98	6 Cyl. Eng.	--	712-0185
1997-95	4 Cyl. Eng.	--	712-0105
1997-95	6 Cyl. Eng.	--	712-0185
<b>SABLE</b>			
2009-08	All	--	712-0163
2005-00	6 Cyl. 3.0L (12 Valve) Eng.	711-2138	711-0108
2005-00	6 Cyl. 3.0L (24 Valve) Eng.	--	712-0106
1999	6 Cyl. 3.0L (12 Valve) Eng.	711-2137	711-0107
1999	6 Cyl. 3.0L (24 Valve) Eng.	--	712-0106
1998-96	6 Cyl. 3.0L (12 Valve) Eng.	711-2136	711-0119
1998-96	6 Cyl. 3.0L (24 Valve) Eng.	--	712-0106
1995-92	6 Cyl. Eng.	711-2140	711-0103
1991-90	6 Cyl. 3.0L Eng.	711-2130	711-0103
1991-90	6 Cyl. 3.8L Eng.	711-2140	711-0103
1989-88	6 Cyl. 3.0L Eng.	711-2118	711-0101
1989-88	6 Cyl. 3.8L Eng.	711-2115	711-0101
1987-86	4 & 6 Cyl. Eng.	711-2118	711-0101
<b>TOPAZ</b>			
1994-92	4 Cyl. Eng.	--	712-0103
1994-92	6 Cyl. Eng.	--	910-0111
1991-90	4 Cyl. Eng.	711-2139	711-0112
1989-84	4 Cyl. Eng.	711-2114	711-0117
<b>TRACER</b>			
1999-97	All	--	712-0109
1996-91	1.8L Eng.	--	910-0110
1996-91	1.9L Eng.	711-2133	711-0109
1989	4 Cyl. (Exc. Wagon)	--	910-0104
1989	4 Cyl. Eng. Wagon	--	990-0327
1988	4 Cyl. Eng. (Before 6/88)	--	910-0104
1988	4 Cyl. Eng. (From 6/88) (Exc. Wagon)	--	910-0104
1988	4 Cyl. Eng. (From 6/88) Wagon	--	990-0327
1987	All	--	910-0104
<b>ZEPHYR</b>			
1983-80	All	711-2119	711-0117
1979	All (Ford Pump - Original O.E. Style Pump)	711-2115	711-0101
1979	All (Saginaw Pump)	732-2161	732-0105
1978	4 Cyl. Eng.	711-2115	711-0101

## Power Steering Pump

Years	Application	With Reservoir	Without Reservoir
<b>MERCURY (cont'd)</b>			
<b>ZEPHYR (Cont'd)</b>			
1978	6 & 8 Cyl. Eng. (Ford Pump - Original O.E. Style Pump)	711-2115	711-0101
<b>MERCURY TRUCKS</b>			
<b>MARINER</b>			
2007-05	4 Cyl. Eng.	--	712-0134
2007-05	6 Cyl. Eng.	--	910-0115
<b>MONTEREY</b>			
2007-04	All, Supplied w/ Pulley	--	712-0161A1
2007-04	All, Supplied w/o Pulley	--	712-0161
<b>MOUNTAINEER</b>			
2010-06	6 Cyl. Eng.	--	712-0147
2010-06	8 Cyl. Eng., w/ Pulley	--	712-0148A1
2010-06	8 Cyl. Eng., w/o Pulley	--	712-0148
2005	6 Cyl. Eng.	--	712-0112
2005	8 Cyl. Eng., w/ Pulley	--	712-0151A1
2005	8 Cyl. Eng., w/o Pulley	--	712-0151
2004	6 Cyl. Eng.	--	712-0112
2004	8 Cyl. Eng. (Before 4/1/04), w/ Pulley	--	712-0121A1
2004	8 Cyl. Eng. (Before 4/1/04), w/o Pulley	--	712-0121
2004	8 Cyl. Eng. (From 4/1/04), w/ Pulley	--	712-0151A1
2004	8 Cyl. Eng. (From 4/1/04), w/o Pulley	--	712-0151
2003-02	6 Cyl. Eng.	--	712-0112
2003-02	8 Cyl. Eng., w/ Pulley	--	712-0121A1
2003-02	8 Cyl. Eng., w/o Pulley	--	712-0121
2001-97	6 Cyl. Eng.	--	712-0112
2001-97	8 Cyl. Eng.	--	712-0110
<b>VILLAGER</b>			
2002-99	All	--	910-0101
1998-93	All	--	990-0428
<b>MERKUR</b>			
<b>SCORPIO</b>			
1989-88	6 Cyl. Eng.	--	733-0127
<b>XR4Ti</b>			
1989-85	4 Cyl. Eng.	711-2119	711-0117
<b>MITSUBISHI</b>			
<b>3000GT</b>			
1998-97	All Turbo w/ Front Pump	--	920-0128
1998-97	All Turbo w/ Rear Pump	--	990-0356
1998-97	All w/ DOHC (Exc. Turbo)	--	920-0128
1998-97	All w/ SOHC (Exc. Turbo)	--	920-0126
1996-92	All (Exc. Turbo)	--	920-0128
1996-92	All Turbo w/ Front Pump	--	920-0128
1996-92	All Turbo w/ Rear Pump	--	990-0356
1991	All (Exc. Turbo)	--	920-0127
1991	All Turbo w/ Front Pump	--	920-0127
1991	All Turbo w/ Rear Pump	--	990-0356
<b>CORDIA, TREDIA</b>			
1988	All	--	920-0115
1987	1.8L Eng. (Before 3/87)	--	990-0294

Years	Application	With Reservoir	Without Reservoir
<b>MITSUBISHI (cont'd)</b>			
<b>CORDIA, TREDIA (Cont'd)</b>			
1987	1.8L Eng. (From 3/87)	--	920-0115
1987	2.0L Eng. (Before 3/87)	--	920-0119
1987	2.0L Eng. (From 3/87)	--	920-0115
1986-85	1.8L Eng.	--	990-0294
1986-85	2.0L Eng.	--	920-0119
1984	All	--	920-0115
1983	All	--	990-0272
<b>DIAMANTE</b>			
2004-97	All	--	990-0454
1996	All	--	990-0125
1995-93	All DOHC Eng.	--	920-0128
1995-93	All SOHC Eng.	--	920-0126
1992	All DOHC (Before 11/91)	--	990-0395
1992	All DOHC (From 11/91)	--	920-0128
1992	All SOHC Eng.	--	920-0126
<b>ECLIPSE, ECLIPSE SPYDER</b>			
2012-06	2.4L Eng.	--	990-0660
2012-06	3.8L Eng.	--	990-0675
2005-02	2.4L Eng.	--	920-0109
2005-02	3.0L Eng.	--	940-0102
2001-00	2.4L Eng.	--	990-0183
2001-00	3.0L Eng.	--	940-0102
1999	All (Exc. Spyder)	--	920-0135
1999	Spyder	--	990-0219
1998-96	All w/ Turbo (Exc. Spyder)	--	990-0219
1998-96	All w/o Turbo (Exc. Spyder)	--	920-0135
1998-96	Spyder	--	990-0219
1995	All w/ Turbo	--	990-0219
1995	All w/o Turbo	--	920-0135
1994-91	All	--	920-0131
1990	All w/ Aluminum Housing and Cast Iron Backplate	--	920-0131
1990	All w/ Cast Iron Housing	--	930-0111
<b>GALANT, SIGMA</b>			
2011-10	2.4L Eng.	--	990-0660
2009-04	2.4L Eng.	--	990-0660
2009-04	3.8L Eng.	--	990-0675
2003-01	2.4L Eng.	--	920-0109
2003-01	3.0L Eng.	--	940-0102
2000-99	2.4L Eng.	--	990-0183
2000-99	3.0L Eng.	--	940-0102
1998-94	All	--	990-0429
1993	All	--	920-0131
1992-91	All (Exc. Turbo)	--	920-0131
1992-91	All Turbo w/ Aluminum Housing & Cast Iron Backplate	--	920-0131
1992-91	All Turbo w/ Cast Iron Housing	--	930-0111
1990-89	All Sigma	--	990-0355
1990-89	All w/ Aluminum Housing & Cast Iron Backplate (Exc. Sigma)	--	920-0131
1990-89	All w/ Cast Iron Housing (Exc. Sigma)	--	930-0111

## Power Steering Pump

Years	Application	With Reservoir	Without Reservoir
<b>mitsubishi (cont'd)</b>			
<b>GALANT, SIGMA (Cont'd)</b>			
1988	All	--	990-0355
1987	All	--	990-0293
1986	All (Before 1/86)	--	990-0292
1986	All (From 1/86)	--	990-0293
1985	All	--	990-0292
<b>LANCER</b>			
2011	2.0L Eng. (Evolution Models) (Exc. Evolution MR Touring)	--	990-0825
2010	2.0L Eng. (Evolution Models) (Exc. Evolution MR Touring)	--	990-0825
2010	2.0L Eng. (Exc. Evolution and Ralliart Models)	--	990-0824
2010	2.0L Eng. (Ralliart Models)	--	990-1138
2010	2.4L Eng. (GTS Sportback)	--	990-1138
2010	2.4L Eng. (GTS, Exc. Sportback)	--	990-0824
2009-08	w/ AWD	--	990-0825
2009-08	w/ FWD	--	990-0824
2007	All	--	990-0530
2006-04	2.0L Eng. (Exc. Evolution)	--	990-0530
2006-04	2.0L Eng. Evolution	--	990-0822
2006-04	2.4L Eng.	--	990-0823
2003	2.0L Eng. (Exc. Evolution)	--	990-0530
2003	2.0L Eng. Evolution	--	990-0822
2002	All	--	990-0530
<b>MIRAGE</b>			
2002-00	All	--	990-0182
1999	All w/ M14 x 1.0 Sensor Port	--	990-0455
1999	All w/ M18 x 1.5 Sensor Port	--	990-0182
1998-97	All	--	990-0455
1996	1.5L Eng.	--	920-0103
1996	1.8L Eng.	--	920-0102
1995	1.5L Eng. (Before 12/94)	--	920-0130
1995	1.5L Eng. (From 12/94)	--	920-0103
1995	1.8L Eng.	--	920-0102
1994	1.5L Eng.	--	920-0130
1994	1.8L Eng.	--	920-0102
1993	1.5L Eng. (Before 06/20/92)	--	920-0130
1993	1.5L Eng. (From 06/20/92)	--	920-0104
1993	1.8L Eng. (Before 06/20/92)	--	920-0133
1993	1.8L Eng. (From 06/20/92)	--	920-0132
1992-91	All	--	920-0131
1990-89	All w/ Aluminum Housing & Cast Iron Backplate	--	920-0131
1990-89	All w/ Cast Iron Housing	--	930-0111
1988-87	1.5L Eng.	--	920-0114
1988-87	1.6L Eng. (Turbo)	--	920-0116
1986-85	1.5L Eng.	--	920-0113
1986-85	1.6L Eng.	--	920-0120
<b>PRECIS</b>			
1993-90	All	--	990-0343
1989-87	All	--	990-0296

Years	Application	With Reservoir	Without Reservoir
<b>mitsubishi (cont'd)</b>			
<b>STARION</b>			
1989-84	All	--	920-0117
1983	All	--	920-0112
<b>mitsubishi TRUCKS</b>			
<b>ENDEAVOR</b>			
2011-04	All	--	990-0675
<b>EXPO, EXPO LRV</b>			
1995-93	1.8L Eng.	--	920-0129
1995-93	2.4L Eng.	--	920-0134
1992	1.8L Eng.	--	920-0129
1992	2.4L Eng.	--	920-0131
<b>MIGHTY MAX, PICKUP</b>			
1996	All	--	990-0120
1995	2.4L Eng.	--	920-0118
1994-90	2.4L Eng.	--	920-0118
1994-90	3.0L Eng.	--	990-0354
1989-87	2.0L Eng.	--	920-0116
1989-87	2.6L Eng.	--	920-0118
1986	2.0L Eng.	--	990-0284
1986	2.6L Eng. (Before 3/86)	--	920-0121
1986	2.6L Eng. (From 3/86)	--	920-0118
1985	2.0L Eng.	--	990-0284
1985	2.3L Diesel Eng. 2WD	--	990-0284
1985	2.3L Diesel Eng. 4WD	--	920-0122
1985	2.6L Gas Eng.	--	920-0121
1984	2.0L & 2.3L Eng. 2WD	--	990-0284
1984	2.0L & 2.3L Eng. 4WD	--	920-0122
1984	2.6L Eng.	--	920-0121
1983	2.0L & 2.3L Eng.	--	920-0112
1983	2.6L Eng.	--	920-0121
<b>MONTERO</b>			
2006-01	All	--	990-0827
2000	All	--	990-0826
1999	All (Before 2/99)	--	990-0124
1999	All (From 2/99)	--	990-0826
1998-95	All	--	990-0124
1994	3.0L Eng.	--	920-0131
1994	3.5L Eng.	--	990-0124
1993-92	All	--	920-0131
1991-90	All	--	930-0111
1989	2.6L Eng.	--	920-0124
1989	3.0L Eng.	--	930-0111
1988-86	All	--	920-0124
1985-84	All	--	920-0116
1983	All	--	990-0334
<b>MONTERO SPORT</b>			
2004-00	All	--	990-0234
1999	2.4L Eng.	--	990-0173
1999	3.0L & 3.5L Eng. (Before 1/99)	--	990-0177
1999	3.0L & 3.5L Eng. (From 1/99)	--	990-0234
1998-97	2.4L Eng.	--	990-0173

# Power Steering Pump

Years	Application	With Reservoir	Without Reservoir
<b>MITSUBISHI TRUCKS (cont'd)</b>			
<b>MONTERO SPORT (Cont'd)</b>			
1998-97	3.0L & 3.5L Eng.	--	990-0177
<b>OUTLANDER</b>			
2011-08	2.4L Eng.	--	990-0824
2011-08	3.0L Eng.	--	990-0830
2007	All	--	990-0829
2006-04	2.4L Eng.	--	990-0828
2003	2.4L Eng.	--	990-0676
<b>RAIDER</b>			
2009-08	All	--	990-0773
2007-06	All	--	990-0692
<b>VAN, WAGON</b>			
1990-87	All	--	990-0353
<b>NISSAN/DATSUN</b>			
<b>200SX</b>			
1998	1.6L Eng.	--	990-0179
1998	2.0L Eng.	--	990-0188
1997-95	1.6L Eng.	--	990-0191
1997-95	2.0L Eng.	--	990-0188
1988-87	1.8L & 2.0L Eng.	--	990-0298
1988-87	3.0L Eng.	--	990-0314
1986	All (Before 2/86)	--	990-0263
1986	All (From 2/86)	--	990-0298
1985-84	All	--	990-0263
1983-77	All	--	990-0248
<b>240SX</b>			
1998-95	All	--	990-0154
1994-91	All w/ 2 Wheel Steering	--	990-0363
1994-91	All w/ 4 Wheel Steering	--	990-0397
1990-89	All	--	990-0313
<b>280ZX</b>			
1983-80	All	--	990-0248
1979	All	--	990-0247
<b>300ZX</b>			
1996-94	All	--	990-0697
1993-90	All (Exc. Turbo)	--	990-0697
1993-90	All Turbo	--	990-0396
1989-87	All	--	990-0700
1986-84	All	--	990-0264
<b>310</b>			
1982-79	All	--	990-0248
<b>350Z</b>			
2009-08	All	--	990-0730
2007	All (Before 11/06)	--	990-0740
2007	All (From 11/06)	--	990-0730
2006-03	All	--	990-0740
<b>370Z</b>			
2015-09	All	--	990-0754
<b>ALTIMA</b>			
2012	4 Cyl. Eng.	--	990-0750
2012	6 Cyl. Eng.	--	990-0751

Years	Application	With Reservoir	Without Reservoir
<b>NISSAN/DATSUN (cont'd)</b>			
<b>ALTIMA (Cont'd)</b>			
2011-07	4 Cyl. Eng. (Exc. Hybrid)	--	990-0750
2011-07	6 Cyl. Eng.	--	990-0751
2006-04	4 Cyl. Eng.	--	990-0662
2006-04	6 Cyl. Eng.	--	990-0663
2003-02	4 Cyl. Eng.	--	990-0631
2003-02	6 Cyl. Eng.	--	990-0663
2001	All	--	990-0237
2000	All GLE, SE	--	990-0237
2000	All GXE, XE w/ High Performance Suspension	--	990-0237
2000	All GXE, XE w/o High Performance Suspension (California.)	--	990-0237
2000	All GXE, XE w/o High Performance Suspension (Fed.)	--	990-0199
1999-98	All	--	990-0199
1997-93	All	--	990-0412
<b>GT-R</b>			
2013-09	All	--	990-0753
<b>MAXIMA, 810</b>			
2014-09	All	--	990-0751
2008-03	All	--	990-0663
2002-95	All	--	990-0444
1994-92	All	--	990-0358
1991-89	All w/ Electric Control	--	990-0362
1991-89	All w/o Electric Control	--	990-0358
1988	All	--	990-0269
1987-86	All (16mm Fitting)	--	990-0262
1987-86	All (18mm Fitting)	--	990-0269
1985	All	--	990-0262
1984-81	All Diesel Eng.	--	990-0248
1984-81	All Gas Eng. (Atsugi Pump)	--	990-0247
1984-81	All Gas Eng. (Saginaw Pump)	731-2135	731-0128
1980	All (Before 10/79)	--	990-0247
1980	All (From 10/79)	--	990-0248
1979-77	All	--	990-0247
<b>NX COUPE</b>			
1993-91	4 Cyl. 1.6L Eng.	--	990-0360
1993-91	4 Cyl. 2.0L Eng.	--	990-0359
<b>PULSAR, NX</b>			
1993-91	1.6L	--	990-0360
1993-91	2.0L	--	990-0359
1990	1.6L Eng.	--	990-0336
1989	1.6L Eng.	--	990-0336
1989	1.8L Eng.	--	990-0739
1988	1.6L Eng.	--	990-0268
1988	1.8L Eng.	--	990-0739
1987	1.6L (CA16D) Eng.	--	990-0739
1987	1.6L (E16) Eng.	--	990-0268
1987	1.8L Eng.	--	990-0739
1986-83	All	--	990-0248

## Power Steering Pump

Years	Application	With Reservoir	Without Reservoir
<b>NISSAN/DATSUN (cont'd)</b>			
<b>SENTRA</b>			
2006-04	1.8L Eng.	--	990-0644
2006-04	2.5L Eng.	--	990-0662
2003	1.8L Eng.	--	990-0644
2003	2.5L Eng.	--	990-0631
2002	1.8L Eng.	--	990-0179
2002	2.5L Eng.	--	990-0631
2001-00	1.8L Eng.	--	990-0179
2001-00	2.0L Eng.	--	990-0242
1999	1.6L Eng.	--	990-0179
1999	2.0L Eng.	--	990-0188
1998	1.6L Eng. w/ ABS	--	990-0179
1998	1.6L Eng. w/o ABS	--	990-0191
1998	2.0L Eng.	--	990-0188
1997-95	All	--	990-0191
1994-93	1.6L Eng.	--	990-0360
1994-93	2.0L Eng.	--	990-0359
1992	1.6L Eng. (Japan Production)	--	990-0360
1992	1.6L Eng. (USA Production)	--	733-0110
1992	2.0L Eng.	--	990-0359
1991	1.6L Eng. (Japan Production)	--	990-0360
1991	1.6L Eng. (USA Production) (Before 11/90)	--	990-0360
1991	1.6L Eng. (USA Production) (From 11/90)	--	733-0110
1991	2.0L Eng.	--	990-0359
1990-89	All	--	990-0336
1988-87	All w/ 14 Spline Shaft	--	990-0378
1988-87	All w/ 17 Spline Shaft	--	990-0743
1986	All Gas Eng. (Before 1/86)	--	990-0248
1986	All Gas Eng. (From 1/86)	--	990-0268
1985-82	All	--	990-0248
<b>STANZA</b>			
1992-90	All	--	990-0361
1989	All	--	990-0739
1988-87	Sedan	--	990-0739
1988-87	Wagon 2WD	--	990-0691
1988-87	Wagon 4WD	--	990-0357
1986-85	Sedan	--	990-0267
1986-85	Wagon 2WD	--	990-0691
1986-85	Wagon 4WD	--	990-0357
1984	All	--	990-0267
1983-82	All	--	990-0315
<b>NISSAN/DATSUN TRUCKS</b>			
<b>720 PICKUP</b>			
1986-84	All Diesel Eng.	--	990-0333
1986-84	All Gas Eng.	--	990-0262
1983	2.2L Eng.	--	990-0248
1983	2.4L Eng.	--	990-0262
1983	2.5L Eng.	--	990-0333
1982-80	All	--	990-0248

Years	Application	With Reservoir	Without Reservoir
<b>NISSAN/DATSUN TRUCKS (cont'd)</b>			
<b>ARMADA</b>			
2015-10	All	--	990-1143
2009-04	All	--	990-0741
<b>AXXESS</b>			
1992-90	All	--	990-0361
<b>D21 PICKUP</b>			
1997	All	--	990-0453
1996	2.4L Eng. (Before 1/96)	--	990-0313
1996	2.4L Eng. (From 1/96)	--	990-0453
1996	3.0L Eng.	--	990-0311
1995-90	4 Cyl. Eng.	--	990-0313
1995-90	6 Cyl. Eng.	--	990-0311
1989	2.4L Eng. w/ 14 Splines	--	990-0379
1989	2.4L Eng. w/ 17 Splines	--	990-0313
1989	3.0L Eng.	--	990-0311
1988	2.4L Eng. w/ 14 Splines	--	990-0379
1988	2.4L Eng. w/ 17 Splines	--	990-0313
1988	3.0L Eng. (Before 2/88)	--	990-0264
1988	3.0L Eng. (From 2/88)	--	990-0311
1987-86	2.4L Eng. w/ 14 Splines	--	990-0379
1987-86	2.4L Eng. w/ 17 Splines	--	990-0313
1987-86	3.0L Eng.	--	990-0264
<b>FRONTIER</b>			
2015-11	4 Cyl. Eng.	--	990-1230
2015-11	6 Cyl. Eng.	--	990-0749
2010-05	4 Cyl. Eng.	--	990-0728
2010-05	6 Cyl. Eng.	--	990-0749
2004-99	4 Cyl. Eng.	--	990-0198
2004-99	6 Cyl. Eng.	--	990-0200
1998	All	--	990-0198
<b>MURANO</b>			
2014-09	All	--	990-0751
2007-03	All	--	990-0742
<b>NV1500</b>			
2015-12	All	--	990-1284
<b>NV2500</b>			
2015-12	All 4.0L Eng.	--	990-1284
2015-12	All 5.6L Eng.	--	990-1277
<b>NV3500</b>			
2015-12	All 4.0L Eng.	--	990-1284
2015-12	All 5.6L Eng.	--	990-1277
<b>PATHFINDER</b>			
2012-11	4.0L Eng.	--	990-0749
2012-11	5.6L Eng.	--	990-1143
2010-08	4.0L Eng.	--	990-0749
2010-08	5.6L Eng.	--	990-0741
2007-05	All	--	990-0749
2004-01	All	--	990-0638
2000-96	All	--	990-0123
1995-90	All	--	990-0311
1989	2.4L Eng. w/ 14 Splines	--	990-0379
1989	2.4L Eng. w/ 17 Splines	--	990-0313

# Power Steering Pump

Years	Application	With Reservoir	Without Reservoir
<b>NISSAN/DATSUN TRUCKS (cont'd)</b>			
<b>PATHFINDER (Cont'd)</b>			
1989	3.0L Eng.	--	990-0311
1988	2.4L Eng. w/ 14 Splines	--	990-0379
1988	2.4L Eng. w/ 17 Splines	--	990-0313
1988	3.0L Eng. (Before 2/88)	--	990-0264
1988	3.0L Eng. (From 2/88)	--	990-0311
1987	2.4L Eng. w/ 14 Splines	--	990-0379
1987	2.4L Eng. w/ 17 Splines	--	990-0313
1987	3.0L Eng.	--	990-0264
<b>QUEST</b>			
2009-04	All	--	990-0663
2002-99	All	--	910-0101
1998-93	All	--	990-0428
<b>TITAN</b>			
2015-11	All	--	990-1143
2010-04	All	--	990-0741
<b>VAN</b>			
1989	All (Before 1/89)	--	990-0297
1989	Panel Van (From 1/89)	--	990-0297
1989	Passenger Van (From 1/89)	--	990-0313
1988-87	All	--	990-0297
<b>XTERRA</b>			
2015-05	All	--	990-0749
2004-00	4 Cyl. 2.4L Eng.	--	990-0198
2004-00	6 Cyl. 3.3L Eng.	--	990-0200
<b>OLDSMOBILE</b>			
<b>88, DELTA 88, LSS, REGENCY, CUSTOM CRUISER</b>			
1999-96	All	734-69143	734-0143
1995	All (Exc. Supercharged) w/ Electronic Control Steering ( T2V), Supplied w/o EVO Component	734-69106	734-0106
1995	All (Exc. Supercharged) w/ Electronic Control Steering (T2V), Supplied w/ EVO Component	734-69106P1	--
1995	All (Exc. Supercharged) w/o Electronic Control Steering ( T2V)	734-69143	734-0143
1995	All Supercharged, Supplied w/ EVO Component	734-61117P1	--
1995	All Supercharged, Supplied w/o EVO Component	734-61117	734-0117
1994	All w/ Electronic Control Steering (T2V), Supplied w/ EVO Component	734-60117P1	--
1994	All w/ Electronic Control Steering (T2V), Supplied w/o EVO Component	734-60117	734-0117
1994	All w/o Electronic Control Steering (T2V)	734-60103	734-0103
1993	All w/ Electronic Control Steering (T2V), Supplied w/ EVO Component	734-60117P1	--
1993	All w/ Electronic Control Steering (T2V), Supplied w/o EVO Component	734-60117	734-0117
1993	All w/o Electronic Control Steering (T2V)	734-60122	734-0122
1992	6 Cyl. Eng.	734-60122	734-0122
1992	8 Cyl. Eng.	731-2209	731-0118
1991	6 Cyl. Eng.	733-12129	733-0129

Years	Application	With Reservoir	Without Reservoir
<b>OLDSMOBILE (cont'd)</b>			
<b>88, DELTA 88, LSS, REGENCY, CUSTOM CRUISER (Cont'd)</b>			
1991	8 Cyl. Eng.	731-2209	731-0118
1990	6 Cyl. Eng.	733-12129	733-0129
1990	8 Cyl. Eng.	731-2134	731-0118
1989	6 Cyl. Eng.	733-12129	733-0129
1989	8 Cyl. Eng.	731-2134	731-0118
1988	6 Cyl. 3.8L Eng. (VIN Code 3)	733-12128	733-0128
1988	6 Cyl. 3.8L Eng. (VIN Code C)	733-12129	733-0129
1988	8 Cyl. Eng.	731-2134	731-0118
1987	6 Cyl. Eng.	733-12128	733-0128
1987	8 Cyl. Eng.	731-2134	731-0118
1986	6 Cyl. 3.0L Eng.	733-12129	733-0129
1986	6 Cyl. 3.8L Eng.	733-12128	733-0128
1986	8 Cyl. Eng.	731-2134	731-0118
1985-83	6 Cyl. Eng.	731-2164	731-0127
1985-83	8 Cyl. Diesel Eng.	731-2222	731-0118
1985-83	8 Cyl. Gas Eng.	731-2134	731-0118
1982-81	6 Cyl. Eng.	731-2164	731-0127
1982-81	8 Cyl. 260 & 307 Gas Eng.	731-2134	731-0118
1982-81	8 Cyl. 267 Gas Eng.	731-2131	731-0118
1982-81	8 Cyl. 350 Diesel Eng.	731-2222	731-0118
1980	6 Cyl. 231 Eng.	731-2151	731-0127
1980	8 Cyl. 260 & 307 Gas Eng.	731-2134	731-0118
1980	8 Cyl. 350 Diesel Eng.	731-2222	731-0118
1980	8 Cyl. 350 Gas Eng.	731-2134	731-0118
1979	6 Cyl. 231 Eng. w/ A.C.	732-2150	732-0105
1979	6 Cyl. 231 Eng. w/o A.C.	732-2140	732-0105
1979	8 Cyl. 260 (VIN Code F) & 403 Eng. (VIN Code K)	732-2141	732-0105
1979	8 Cyl. 301 Gas Eng. (VIN Code Y)	732-2150	732-0105
1979	8 Cyl. 350 Diesel Eng.	732-2169	732-0105
1979	8 Cyl. 350 Gas Eng.	732-2141	732-0105
1978	6 Cyl. 231 Eng. w/ A.C.	732-2150	732-0105
1978	6 Cyl. 231 Eng. w/o A.C.	732-2140	732-0105
1978	8 Cyl. 260 (VIN Code F) & 403 Eng. (VIN Code K)	732-2141	732-0105
1978	8 Cyl. 350 Diesel Eng.	732-2169	732-0105
1978	8 Cyl. 350 Gas Eng. (VIN Code R)	732-2141	732-0105
1978	8 Cyl. 350 Gas Eng. (VIN Code X)	--	732-0105
1977	6 Cyl. 231 Eng.	732-2150	732-0105
1977	8 Cyl. 260 (VIN Code F) & 403 Eng. (VIN Code K)	732-2141	732-0105
1977	8 Cyl. 350 Gas Eng. (VIN Code G) w/ 1 Mounting Hole in Reservoir	732-2139	732-0105
1977	8 Cyl. 350 Gas Eng. (VIN Code G) w/ 2 Mounting Holes/Studs in Reservoir	732-2137	732-0105
1977	8 Cyl. 350 Gas Eng. (VIN Code R)	732-2141	732-0105
1976-75	All	732-2155	732-0105
1974-72	All	732-2133	732-0101
1971-68	All	732-2118	732-0101
1967-60	All	--	736-0101

## Power Steering Pump

Years	Application	With Reservoir	Without Reservoir
<b>OLDSMOBILE (cont'd)</b>			
<b>98 REGENCY</b>			
1996	All	734-69143	734-0143
1995	All (Exc. Supercharged)	734-69143	734-0143
1995	Supercharged, Supplied w/ EVO Component	734-61117P1	--
1995	Supercharged, Supplied w/o EVO Component	734-61117	734-0117
1994	All (Exc. Supercharged) w/ Electronic Control Steering (T2V), Supplied w/ EVO Component	734-60117P1	--
1994	All (Exc. Supercharged) w/ Electronic Control Steering (T2V), Supplied w/o EVO Component	734-60117	734-0117
1994	All (Exc. Supercharged) w/o Electronic Control Steering (T2V)	734-60103	734-0103
1994	Supercharged w/ Electronic Control Steering, Supplied w/ EVO Component	734-61117P1	--
1994	Supercharged w/ Electronic Control Steering, Supplied w/o EVO Component	734-61117	734-0117
1994	Supercharged w/o Electronic Control Steering	--	734-0130
1993-92	All (Exc. Touring Sedan & Supercharged) w/ 15" Tire Option (QGY)	734-60122	734-0122
1993-92	All (Exc. Touring Sedan & Supercharged) w/ 16" Tire Option (QNX)(P225), Supplied w/ EVO Component	734-60117P1	--
1993-92	All (Exc. Touring Sedan & Supercharged) w/ 16" Tire Option (QNX)(P225), Supplied w/o EVO Component	734-60117	734-0117
1993-92	All (Exc. Touring Sedan & Supercharged) w/ 16" Tire Option (QPE)(P215)	734-60122	734-0122
1993-92	All Touring Sedan (Exc. Supercharged), Supplied w/ EVO Component	734-60117P1	--
1993-92	All Touring Sedan (Exc. Supercharged), Supplied w/o EVO Component	734-60117	734-0117
1993-92	All Touring Sedan Supercharged, Supplied w/ EVO Component	734-61117P1	--
1993-92	All Touring Sedan Supercharged, Supplied w/o EVO Component	734-61117	734-0117
1991	All (1st Design) w/ 16.9 mm Dia. or 5/8" Pulley Shaft	733-12129	733-0129
1991	All (2nd Design) w/ 19 mm Dia. or 3/4" Pulley Shaft	734-60122	734-0122
1990-89	All	733-12129	733-0129
1988	6 Cyl. 3.8L Eng. (VIN Code 3)	733-12128	733-0128
1988	6 Cyl. 3.8L Eng. (VIN Code C)	733-12129	733-0129
1987-86	6 Cyl. 3.8L Eng.	733-12128	733-0128
1985	6 Cyl. Diesel Eng.	--	733-0124
1985	6 Cyl. Gas Eng.	731-2181	731-0119
1984	8 Cyl. Diesel Eng.	731-2222	731-0118
1984	8 Cyl. Gas Eng.	731-2134	731-0118
1983-81	6 Cyl. Eng.	731-2164	731-0127
1983-81	8 Cyl. Diesel Eng.	731-2222	731-0118
1983-81	8 Cyl. Gas Eng.	731-2134	731-0118
1980	8 Cyl. Diesel Eng.	731-2222	731-0118

Years	Application	With Reservoir	Without Reservoir
<b>OLDSMOBILE (cont'd)</b>			
<b>98 REGENCY (Cont'd)</b>			
1980	8 Cyl. Gas Eng.	731-2134	731-0118
1979-78	8 Cyl. Diesel Eng.	732-2169	732-0105
1979-78	8 Cyl. Gas Eng.	732-2141	732-0105
1977	8 Cyl. 350 Eng. (VIN Code G) w/ 1 Mounting Hole in Reservoir	732-2139	732-0105
1977	8 Cyl. 350 Eng. (VIN Code G) w/ 2 Mounting Holes/Studs in Reservoir	732-2137	732-0105
1977	8 Cyl. 350 Eng. (VIN Code R)	732-2141	732-0105
1977	8 Cyl. 403 Eng. (VIN Code K)	732-2141	732-0105
1976-75	All	732-2155	732-0105
1974-72	All	732-2133	732-0101
1971-68	All	732-2118	732-0101
1967-60	All	--	736-0101
<b>ACHIEVA</b>			
1998-96	4 Cyl. 2.4L Eng.	734-68101	734-0101
1998-96	6 Cyl. 3.1L Eng., Supplied w/ EVO Component	734-70107P1	--
1998-96	6 Cyl. 3.1L Eng., Supplied w/o EVO Component	734-70107	734-0107
1995	4 Cyl. 2.3L Eng.	734-68101	734-0101
1995	6 Cyl. 3.1L Eng. w/ Variable Effort Steering (NV7), Supplied w/ EVO Component	734-65107P1	--
1995	6 Cyl. 3.1L Eng. w/ Variable Effort Steering (NV7), Supplied w/o EVO Component	734-65107	734-0107
1994	4 Cyl. Eng. w/ Non-Variable Effort Steering (N40)	734-67126	734-0126
1994	4 Cyl. Eng. w/ Variable Effort Steering (NV7), Supplied w/ EVO Component	734-67107P1	--
1994	4 Cyl. Eng. w/ Variable Effort Steering (NV7), Supplied w/o EVO Component	734-67107	734-0107
1994	6 Cyl. Eng. w/ Non-Variable Effort Steering (N40)	734-65126	734-0126
1994	6 Cyl. Eng. w/ Variable Effort Steering (NV7), Supplied w/ EVO Component	734-70107P1	--
1994	6 Cyl. Eng. w/ Variable Effort Steering (NV7), Supplied w/o EVO Component	734-70107	734-0107
1993	4 Cyl. Eng. w/ Non-Variable Effort Steering (N40)	734-58139	734-0139
1993	4 Cyl. Eng. w/ Variable Effort Steering (NV7), Supplied w/ EVO Component	734-58107P2	--
1993	4 Cyl. Eng. w/ Variable Effort Steering (NV7), Supplied w/o EVO Component	734-58107	734-0107
1993	6 Cyl. Eng. w/ Non-Variable Effort Steering (N40)	734-59126	734-0126
1993	6 Cyl. Eng. w/ Variable Effort Steering (NV7), Supplied w/ EVO Component	734-59107P1	--
1993	6 Cyl. Eng. w/ Variable Effort Steering (NV7), Supplied w/o EVO Component	734-59107	734-0107
1992	4 Cyl. Eng. w/ Non-Variable Effort Steering (N40)	734-58139	734-0139
1992	4 Cyl. Eng. w/ Variable Effort Steering (NV7), Supplied w/ EVO Component	734-58107P1	--



# Power Steering Pump

Years	Application	With Reservoir	Without Reservoir
<b>OLDSMOBILE (cont'd)</b>			
<b>ACHIEVA (Cont'd)</b>			
1992	4 Cyl. Eng. w/ Variable Effort Steering (NV7), Supplied w/o EVO Component	734-58107	734-0107
1992	6 Cyl. Eng. w/ Non-Variable Effort Steering (N40)	734-59126	734-0126
1992	6 Cyl. Eng. w/ Variable Effort Steering (NV7), Supplied w/ EVO Component	734-59107P2	--
1992	6 Cyl. Eng. w/ Variable Effort Steering (NV7), Supplied w/o EVO Component	734-59107	734-0107
<b>ALERO</b>			
2004	4 Cyl. 2.2L Eng.	734-68101	734-0101
2004	6 Cyl. 3.4L Eng.	734-70102	734-0102
2003	4 Cyl. 2.2L Eng.	734-68101	734-0101
2003	6 Cyl. 3.4L Eng.	734-70102	734-0102
2002	4 Cyl. 2.2L Eng.	734-68101	734-0101
2002	6 Cyl. 3.4L Eng., Supplied w/ EVO Component	734-70107P1	--
2002	6 Cyl. 3.4L Eng., Supplied w/o EVO Component	734-70107	734-0107
2001-99	4 Cyl. Eng. w/ Variable Effort Steering (NV7), Supplied w/ EVO Component	734-68142P1	--
2001-99	4 Cyl. Eng. w/ Variable Effort Steering (NV7), Supplied w/o EVO Component	734-68142	734-0142
2001-99	4 Cyl. Eng. w/o Variable Effort Steering (N40)	734-68101	734-0101
2001-99	6 Cyl. Eng., Supplied w/ EVO Component	734-70107P1	--
2001-99	6 Cyl. Eng., Supplied w/o EVO Component	734-70107	734-0107
<b>AURORA</b>			
2003	All	730-26101	730-0101
2002-01	6 Cyl. 3.5L Eng.	730-31114	730-0114
2002-01	8 Cyl. 4.0L Eng.	730-26101	730-0101
1999-95	All	733-23130	733-0111
<b>CALAIS, CUTLASS CALAIS</b>			
1991	4 Cyl. 2.3L Eng. (VIN Code A), Supplied w/ EVO Component	734-58107P3	--
1991	4 Cyl. 2.3L Eng. (VIN Code A), Supplied w/o EVO Component	734-58107	734-0107
1991	4 Cyl. 2.3L Eng. (VIN Code D) w/ Soft Ride Suspension (FE1)	734-58139	734-0139
1991	4 Cyl. 2.3L Eng. (VIN Code D) w/ Sport Suspension (FE3), Supplied w/ EVO Component	734-58107P3	--
1991	4 Cyl. 2.3L Eng. (VIN Code D) w/ Sport Suspension (FE3), Supplied w/o EVO Component	734-58107	734-0107
1991	4 Cyl. 2.5L Eng.	734-52102	734-0102
1991	6 Cyl. Eng.	733-02127	733-0127
1990	4 Cyl. 2.3L Eng.	733-06127	733-0127
1990	4 Cyl. 2.5L Eng.	734-52102	734-0102
1990	6 Cyl. Eng.	733-02127	733-0127
1989	4 Cyl. 2.3L Eng. (VIN Code A)	733-06127	733-0127
1989	4 Cyl. 2.3L Eng. (VIN Code D)	733-10127	733-0127
1989	4 Cyl. 2.5L Eng. (Stamped PR on Reservoir)	733-04127	733-0127

Years	Application	With Reservoir	Without Reservoir
<b>OLDSMOBILE (cont'd)</b>			
<b>CALAIS, CUTLASS CALAIS (Cont'd)</b>			
1989	4 Cyl. 2.5L Eng. (Stamped SJ on Reservoir)	734-52102	734-0102
1989	6 Cyl. Eng.	733-02127	733-0127
1988-87	4 Cyl. 2.3L Eng.	733-10127	733-0127
1988-87	4 Cyl. 2.5L Eng.	733-04127	733-0127
1988-87	6 Cyl. Eng.	733-14129	733-0129
1986-85	4 Cyl. Eng.	733-09139	733-0139
1986-85	6 Cyl. Eng.	--	733-0129
1984-83	8 Cyl. Eng., 5.0L	732-2180	732-0108
1982	8 Cyl. Eng., 4.4L	732-2180	732-0108
1982	8 Cyl. Eng., 5.0L	732-2180	732-0108
<b>CIERA, CUTLASS CIERA</b>			
1996-95	4 Cyl. Eng.	734-63102	734-0102
1996-95	6 Cyl. Eng.	734-70102	734-0102
1994	4 Cyl. Eng.	734-63102	734-0102
1994	6 Cyl. Eng. w/ Non-Variable Effort Steering (N40)	734-70102	734-0102
1994	6 Cyl. Eng. w/ Variable Effort Steering (NV7), Supplied w/ EVO Component	734-70107P1	--
1994	6 Cyl. Eng. w/ Variable Effort Steering (NV7), Supplied w/o EVO Component	734-70107	734-0107
1993	4 Cyl. Eng.	734-63102	734-0102
1993	6 Cyl. Eng.	734-59126	734-0126
1992	4 Cyl. Eng.	734-62102	734-0102
1992	6 Cyl. Eng.	734-59126	734-0126
1991	4 Cyl. Eng.	734-62102	734-0102
1991	6 Cyl. Eng. (Labeled WC 26016158 on Reservoir)	733-02127	733-0127
1991	6 Cyl. Eng. (Labeled WD 26021535 on Reservoir)	734-59126	734-0126
1990	4 Cyl. Eng.	733-07127	733-0127
1990	6 Cyl. Eng.	733-02127	733-0127
1989	4 Cyl. Eng.	733-07127	733-0127
1989	6 Cyl. 2.8L Eng.	734-54105	734-0105
1989	6 Cyl. 3.3L Eng.	733-02127	733-0127
1988	4 Cyl. Eng.	733-07127	733-0127
1988	6 Cyl. 2.8L Eng.	734-54105	734-0105
1988	6 Cyl. 3.8L Eng.	733-12128	733-0128
1987	4 Cyl. Eng.	733-07127	733-0127
1987	6 Cyl. 2.8L Eng.	733-01139	733-0139
1987	6 Cyl. 3.8L Eng.	733-12128	733-0128
1986	4 Cyl. Eng.	731-2166	731-0111
1986	6 Cyl. 2.8L Eng.	731-2169	731-0115
1986	6 Cyl. 3.8L Eng.	733-12128	733-0128
1985-84	4 Cyl. Eng.	731-2166	731-0111
1985-84	6 Cyl. 2.8L Eng.	731-2169	731-0115
1985-84	6 Cyl. 3.0 & 3.8L Eng.	731-2181	731-0119
1985-84	6 Cyl. 4.3L Diesel Eng.	--	733-0124
1983	4 Cyl. Eng.	731-2166	731-0111
1983	6 Cyl. 2.8L Eng.	731-2169	731-0115
1983	6 Cyl. 3.0L Eng.	731-2181	731-0119
1983	6 Cyl. 4.3L Diesel Eng.	--	733-0124

## Power Steering Pump

Years	Application	With Reservoir	Without Reservoir
<b>OLDSMOBILE (cont'd)</b>			
<b>CIERA, CUTLASS CIERA (Cont'd)</b>			
1982	4 Cyl. Eng.	731-2166	731-0111
1982	6 Cyl. 2.8L Eng.	731-2169	731-0115
1982	6 Cyl. 3.0L Eng.	731-2181	731-0119
1982	6 Cyl. 4.3L Diesel Eng.	--	735-0112
<b>CUTLASS, CUTLASS SUPREME, F-85, 4-4-2, JETFIRE, VISTA CRUISER</b>			
1999-98	All	734-70102	734-0102
1997	Cutlass (N Body) w/ Non-Variable Effort Steering (N40)	734-70102	734-0102
1997	Cutlass (N Body) w/ Variable Effort Steering (NV7), Supplied w/ EVO Component	734-70107P1	--
1997	Cutlass (N Body) w/ Variable Effort Steering (NV7), Supplied w/o EVO Component	734-70107	734-0107
1997	Cutlass (W Body) w/ Non-Variable Effort Steering (N40)	734-70105	734-0105
1997	Cutlass (W Body) w/ Variable Effort Steering (NV7), Supplied w/ EVO Component	734-70107P1	--
1997	Cutlass (W Body) w/ Variable Effort Steering (NV7), Supplied w/o EVO Component	734-70107	734-0107
1996	6 Cyl. 3.1L Eng. w/ Non-Variable Effort Steering (N40)	734-70105	734-0105
1996	6 Cyl. 3.1L Eng. w/ Variable Effort Steering (NV7), Supplied w/ EVO Component	734-70107P1	--
1996	6 Cyl. 3.1L Eng. w/ Variable Effort Steering (NV7), Supplied w/o EVO Component	734-70107	734-0107
1996	6 Cyl. 3.4L Eng., Supplied w/ EVO Component	734-57107P1	--
1996	6 Cyl. 3.4L Eng., Supplied w/o EVO Component	734-57107	734-0107
1995	6 Cyl. 3.1L Eng. w/ Non-Variable Effort Steering (N40)	734-65105	734-0105
1995	6 Cyl. 3.1L Eng. w/ Variable Effort Steering (NV7), Supplied w/ EVO Component	734-70107P1	--
1995	6 Cyl. 3.1L Eng. w/ Variable Effort Steering (NV7), Supplied w/o EVO Component	734-70107	734-0107
1995	6 Cyl. 3.4L Eng., Supplied w/ EVO Component	734-57107P1	--
1995	6 Cyl. 3.4L Eng., Supplied w/o EVO Component	734-57107	734-0107
1994	6 Cyl. 3.1L Eng.	734-65105	734-0105
1994	6 Cyl. 3.4L Eng.	734-57105	734-0105
1993	6 Cyl. (Cutlass Supreme) 3.1L Eng. (VIN Code M)	734-65105	734-0105
1993	6 Cyl. (Cutlass Supreme) 3.1L Eng. (VIN Code T)	734-54105	734-0105
1993	6 Cyl. (Cutlass Supreme) 3.4L Eng.	734-57105	734-0105
1992	6 Cyl. (Cutlass Supreme) 3.1L Eng.	734-54105	734-0105

Years	Application	With Reservoir	Without Reservoir
<b>OLDSMOBILE (cont'd)</b>			
<b>CUTLASS, CUTLASS SUPREME, F-85, 4-4-2, JETFIRE, VISTA CRUISER (Cont'd)</b>			
1992	6 Cyl. (Cutlass Supreme) 3.4L Eng.	734-57105	734-0105
1991	4 Cyl. Eng.	734-51135	734-0135
1991	6 Cyl. (Cutlass Supreme) 3.1L Eng.	734-54105	734-0105
1991	6 Cyl. (Cutlass Supreme) 3.4L Eng.	734-57105	734-0105
1990	4 Cyl. Eng.	734-51135	734-0135
1990	6 Cyl. Eng.	734-54105	734-0105
1989	6 Cyl. Eng.	734-54105	734-0105
1988	6 Cyl. (Cutlass Supreme) 2.8L Eng.	733-01136	733-0136
1988	8 Cyl. Eng.	731-2134	731-0118
1987-86	8 Cyl. 5.0L (VIN Code H)	731-2131	731-0118
1987-86	8 Cyl. 5.0L (VIN Code Y, 9)	731-2134	731-0118
1987-85	6 Cyl. 3.8L Eng.	731-2164	731-0127
1985	8 Cyl. 5.0L (VIN Code Y, 9)	731-2134	731-0118
1985	8 Cyl. 5.0L Gas Eng. (VIN Code H)	731-2131	731-0118
1985	8 Cyl. 5.7L Diesel Eng.	731-2220	731-0118
1984-83	6 Cyl. 3.8L Gas Eng.	731-2164	731-0127
1984-83	6 Cyl. 4.3L Diesel Eng.	--	735-0110
1984-83	8 Cyl. 5.0L Gas Eng. (VIN Code H)	731-2131	731-0118
1984-83	8 Cyl. 5.0L Gas Eng. (VIN Code Y, 9)	731-2134	731-0118
1984-83	8 Cyl. 5.7L Diesel Eng.	731-2220	731-0118
1982	6 Cyl. 3.8L Gas Eng.	731-2164	731-0127
1982	8 Cyl. Diesel Eng.	731-2220	731-0118
1982	8 Cyl. Gas Eng.	731-2134	731-0118
1981	6 Cyl. 231 Gas Eng.	731-2151	731-0127
1981	8 Cyl. 260 Gas Eng. (VIN Code F)	731-2134	731-0118
1981	8 Cyl. 267 Gas Eng. (VIN Code J, T)	731-2131	731-0127
1981	8 Cyl. 305 Gas Eng. (VIN Code H)	731-2131	731-0127
1981	8 Cyl. 307 Gas Eng. (VIN Code Y)	731-2134	731-0118
1981	8 Cyl. 350 Diesel Eng.	731-2220	731-0118
1980	6 Cyl. 231 Gas Eng.	731-2151	731-0127
1980	8 Cyl. 260 Gas Eng. (VIN Code F)	731-2134	731-0118
1980	8 Cyl. 305 Gas Eng. (VIN Code H)	731-2131	731-0127
1980	8 Cyl. 307 Gas Eng. (VIN Code Y)	731-2134	731-0118
1980	8 Cyl. 350 Diesel Eng.	731-2220	731-0118
1980	8 Cyl. 350 Gas Eng. (VIN Code R)	731-2134	731-0118
1979-78	6 Cyl. 231 Gas Eng. w/ A.C.	732-2150	732-0105
1979-78	6 Cyl. 231 Gas Eng. w/o A.C.	732-2140	732-0105
1979-78	8 Cyl. 260 Diesel Eng. (VIN Code P)	732-2167	732-0105
1979-78	8 Cyl. 260 Gas Eng. (VIN Code F)	732-2141	732-0105
1979-78	8 Cyl. 305 Gas Eng. (VIN Code H, U)	732-2159	732-0105
1979-78	8 Cyl. 350 Diesel Eng. (VIN Code N)	732-2167	732-0105
1979-78	8 Cyl. 350 Gas Eng. (VIN Code L)	732-2159	732-0105
1979-78	8 Cyl. 350 Gas Eng. (VIN Code R)	732-2141	732-0105
1977	6 Cyl. Eng.	732-2150	732-0105
1977	8 Cyl. Eng.	732-2141	732-0105
1976-75	6 Cyl. Eng. w/ Air Pump	732-2157	--
1976-75	6 Cyl. Eng. w/o Air Pump	732-2138	732-0105
1976-75	8 Cyl. Eng.	732-2155	732-0105
1974-72	6 & 8 Cyl. Eng.	732-2133	732-0101
1971-70	6 Cyl. Eng.	732-2108	732-0101

# Power Steering Pump

Years	Application	With Reservoir	Without Reservoir
<b>OLDSMOBILE (cont'd)</b>			
<b>CUTLASS, CUTLASS SUPREME, F-85, 4-4-2, JETFIRE, VISTA CRUISER (Cont'd)</b>			
1971-70	8 Cyl. Eng.	732-2118	732-0101
1969-68	6 Cyl. Eng.	732-2132	732-0101
1969-68	8 Cyl. Eng.	732-2118	732-0101
1967-66	6 Cyl. Eng.	--	732-0103
1967-66	8 Cyl. Eng.	--	736-0101
1965	6 Cyl. 225 Eng.	--	736-0101
1965	6 Cyl. 250 Eng.	--	732-0103
1965	8 Cyl. Eng.	--	736-0101
1964	6 & 8 Cyl. Eng.	--	736-0101
1963-61	8 Cyl. Eng.	732-2112	732-0101
<b>DELMONT 88, DYNAMIC 88, SUPER 88, JETSTAR 88</b>			
1968	All	732-2118	732-0101
1967-60	All	--	736-0101
<b>FIRENZA</b>			
1988	4 Cyl. 2.0L Eng. (VIN Code 1)	733-05127	733-0127
1988	4 Cyl. 2.0L Eng. (VIN Code K)	--	733-0133
1987	4 Cyl. 2.0L Eng. (VIN Code 1)	733-05127	733-0127
1987	4 Cyl. 2.0L Eng. (VIN Code K)	--	733-0123
1987	6 Cyl. Eng.	733-03127	733-0127
1986-85	4 Cyl. 1.8L Eng.	--	735-0112
1986-85	4 Cyl. 2.0L Eng.	733-08139	733-0139
1986-85	6 Cyl. Eng.	--	733-0131
1984-82	4 Cyl. Eng.	--	735-0112
<b>INTRIGUE</b>			
2002-01	All	--	730-0102
2000	All	730-27101	730-0102
1999	3.5L Eng.	730-27101	730-0102
1999	3.8L Eng.	734-69120	734-0120
1998	3.8L Eng.	734-69120	734-0120
<b>OMEGA</b>			
1984-81	4 Cyl. Eng.	731-2166	731-0111
1984-81	6 Cyl. Eng.	731-2169	731-0115
1980	4 Cyl. Eng.	731-2168	731-0125
1980	6 Cyl. Eng.	731-2167	731-0127
1979	6 Cyl. 231 Eng. w/ A.C.	732-2150	732-0105
1979	6 Cyl. 231 Eng. w/o A.C.	732-2140	732-0105
1979	8 Cyl. 305 & 350 Eng.	732-2159	732-0105
1978	6 Cyl. 231 Eng. w/ A.C.	732-2150	732-0105
1978	6 Cyl. 231 Eng. w/o A.C.	732-2140	732-0105
1978	8 Cyl. 305 & 350 Eng. w/ 1 Mounting Hole in Reservoir	732-2139	732-0105
1978	8 Cyl. 305 & 350 Eng. w/ 2 Mounting Holes/Studs in Reservoir	732-2137	732-0105
1977	6 Cyl. 231 Eng.	732-2150	732-0105
1977	8 Cyl. 305 & 350 Eng. w/ 1 Mounting Hole in Reservoir	732-2139	732-0105
1977	8 Cyl. 305 & 350 Eng. w/ 2 Mounting Holes/Studs in Reservoir	732-2137	732-0105
1976	6 Cyl. 250 Eng. w/ Air Pump, w/ A.C.	732-2157	732-0105
1976	6 Cyl. 250 Eng. w/ Air Pump, w/o A.C.	732-2138	732-0105

Years	Application	With Reservoir	Without Reservoir
<b>OLDSMOBILE (cont'd)</b>			
<b>OMEGA (Cont'd)</b>			
1976	6 Cyl. 250 Eng., w/o Air Pump	732-2138	732-0105
1976	8 Cyl. 260 Eng. (VIN Code F)	732-2155	732-0105
1976	8 Cyl. 350 Eng. (VIN Codes H, J)	732-2140	732-0105
1975	6 Cyl. 250 Eng. w/ A.C.	732-2155	732-0105
1975	6 Cyl. 250 Eng. w/o A.C.	732-2138	732-0105
1975	8 Cyl. 260 Eng.	732-2155	732-0105
1975	8 Cyl. 350 Eng. (2 bbl Carburetor)	732-2155	732-0105
1975	8 Cyl. 350 Eng. (4 bbl Carburetor)	732-2140	732-0105
1974-73	6 Cyl. Eng.	732-2109	732-0101
1974-73	8 Cyl. Eng.	732-2133	732-0101
<b>STARFIRE, JETSTAR 1</b>			
1980	4 Cyl. Eng.	731-2180	731-0109
1980	6 Cyl. Eng.	731-2149	731-0127
1979-78	4 Cyl. Eng. w/ 1 Mounting Hole in Reservoir	732-2139	732-0105
1979-78	4 Cyl. Eng. w/ 2 Mounting Holes/Studs in Reservoir	732-2137	732-0105
1979-78	6 Cyl. Eng.	732-2148	732-0106
1979-78	8 Cyl. Eng.	732-2153	732-0105
1977	4 Cyl. Eng.	732-2157	732-0105
1977	6 Cyl. Eng.	732-2148	732-0106
1977	8 Cyl. Eng.	732-2153	732-0105
1976	4 Cyl. Eng.	732-2157	732-0105
1976	6 Cyl. Eng.	732-2148	732-0106
1975	All	732-2148	732-0106
1966-62	All	--	736-0101
<b>TORONADO, TROFEO</b>			
1992	All	734-60103	734-0103
1991-88	All	733-12129	733-0129
1987	All (Labeled MK) w/ 3 Threaded & 2 Through Mounting Holes	733-12128	733-0128
1987	All (Labeled ZN) w/ 1 Threaded & 4 Through Mounting Holes	733-12129	733-0129
1986	All	733-12128	733-0128
1985-84	6 Cyl. Eng.	731-2132	731-0127
1985-84	8 Cyl. Diesel Eng.	731-2218	731-0127
1985-84	8 Cyl. Gas Eng.	731-2134	731-0118
1983-82	6 Cyl. Eng.	731-2132	731-0127
1983-82	8 Cyl. Diesel Eng.	731-2218	731-0127
1983-82	8 Cyl. Gas Eng. w/ Remote Reservoir	731-2163	731-0127
1983-82	8 Cyl. Gas Eng. w/o Remote Reservoir	731-2134	731-0118
1981	6 Cyl. 231 Gas Eng.	731-2132	731-0127
1981	8 Cyl. 307 Gas Eng. (VIN Code Y)	731-2134	731-0118
1981	8 Cyl. 350 Diesel Eng.	731-2218	731-0127
1980	8 Cyl. 307 Gas Eng. (VIN Code Y)	731-2134	731-0118
1980	8 Cyl. 350 Diesel Eng.	731-2218	731-0127
1980	8 Cyl. 350 Gas Eng. (VIN Code R)	731-2134	731-0118
1979	8 Cyl. 350 Diesel Eng.	732-2165	732-0105
1979	8 Cyl. 350 Gas Eng. (VIN Code R)	732-2141	732-0105
1978-75	All	732-2155	732-0105
1974-72	All	732-2133	732-0101

## Power Steering Pump

Years	Application	With Reservoir	Without Reservoir
<b>OLDSMOBILE (cont'd)</b>			
<b>TORONADO, TROFEO (Cont'd)</b>			
1971-68	8 Cyl. Eng.	732-2120	732-0101
1967-66	8 Cyl. Eng.	--	736-0101
<b>OLDSMOBILE TRUCKS</b>			
<b>BRAVADA</b>			
2004-02	All	734-72132	734-0132
2001-96	All	731-2253	731-0115
1994-91	All	731-2144	731-0117
<b>SILHOUETTE VAN</b>			
2004-96	All	734-70102	734-0102
1995-92	6 Cyl. 3.1L Eng.	733-01139	733-0139
1995-92	6 Cyl. 3.8L Eng.	734-60103	734-0103
1991-90	6 Cyl. 3.1L Eng.	733-01139	733-0139
<b>PASSPORT</b>			
<b>I-MARK (Canada)</b>			
1989	All	--	733-0134
<b>IMPULSE (Canada)</b>			
1989	All	--	990-0324
<b>OPTIMA (Canada)</b>			
1991	All	--	733-0116
1990	4 Cyl. 1.6L Eng.	--	733-0115
1990	4 Cyl. 2.0L Eng.	--	733-0123
1989-88	4 Cyl. 1.6L Eng.	--	733-0115
1989-88	4 Cyl. 2.0L Eng. (VIN Code K)	--	733-0123
<b>PASSPORT TRUCKS</b>			
<b>PICKUP (Canada)</b>			
1990-89	2.3L & 2.6L Eng.	--	990-0326
<b>TROOPER II (Canada)</b>			
1991-89	2.6L Eng.	--	990-0326
1991-89	2.8L Eng.	731-2202	731-0123
<b>PEUGEOT</b>			
<b>505</b>			
1986-80	All (Saginaw Pump)	--	731-0127
<b>PLYMOUTH</b>			
<b>ACCLAIM</b>			
1995	All	731-2161	731-0110
1994-91	All w/ Firm Feel Steering (SBB)	731-2143	731-0128
1994-91	All w/ Standard Steering (SBA)	731-2161	731-0110
1990-89	All w/ Metal Reservoir	731-2161	731-0110
1990-89	All w/ Plastic Reservoir	750-97101	950-0101
<b>BARRACUDA</b>			
1974-73	6 & 8 Cyl. Eng. (Federal Pump)	722-2103	722-0101
1974-73	6 & 8 Cyl. Eng. (Saginaw Pump)	732-2123	732-0101
1972	6 Cyl. Eng.	722-2103	722-0101
1972	8 Cyl. Eng. (Federal Pump)	722-2103	722-0101
1972	8 Cyl. Eng. (Saginaw Pump)	732-2123	732-0101
1971-70	6 Cyl. Eng.	722-2103	722-0101
1971-70	8 Cyl. 318 & 340 Eng. (Federal Pump)	722-2103	722-0101

Years	Application	With Reservoir	Without Reservoir
<b>PLYMOUTH (cont'd)</b>			
<b>BARRACUDA (Cont'd)</b>			
1971-70	8 Cyl. 318 & 340 Eng. (Saginaw Pump)	732-2123	732-0101
1971-70	8 Cyl. 383, 426 & 440 Eng.	732-2123	732-0101
1969	6 Cyl. Eng.	722-2103	722-0102
1969	8 Cyl. Eng. (Federal Pump)	722-2103	722-0101
1969	8 Cyl. Eng. (Saginaw Pump)	732-2123	732-0101
1968-67	6 Cyl. Eng. w/ A.C.	723-2111	723-0104
1968-67	6 Cyl. Eng. w/o A.C.	723-2112	723-0105
1968-67	8 Cyl. Eng.	723-2110	723-0103
1966-64	6 Cyl. Eng. w/ A.C.	723-2114	723-0104
1966-64	6 Cyl. Eng. w/o A.C.	723-2106	723-0105
1966-64	8 Cyl. Eng.	723-2113	723-0103
<b>BELVEDERE, GTX, ROAD RUNNER, SATELLITE</b>			
1975	6 Cyl. Eng. (Federal Pump)	722-2103	722-0101
1975	6 Cyl. Eng. (Saginaw Pump) w/ Air Pump (Before 4/15/76)	732-2138	732-0105
1975	6 Cyl. Eng. (Saginaw Pump) w/ Air Pump (From 4/15/76)	732-2153	732-0105
1975	6 Cyl. Eng. (Saginaw Pump) w/o Air Pump	732-2145	732-0105
1975	8 Cyl. 400 & 440 Eng. (Federal Pump) w/ Air Pump, w/ A.C.	--	722-0101
1975	8 Cyl. Eng. (Federal Pump) w/ Air Pump w/ A.C. (Exc. 400 & 440 Eng.)	722-2103	722-0101
1975	8 Cyl. Eng. (Federal Pump) w/o Air Pump	722-2103	722-0101
1975	8 Cyl. Eng. (Saginaw Pump) w/ Air Pump (Before 4/15/76)	732-2138	732-0105
1975	8 Cyl. Eng. (Saginaw Pump) w/ Air Pump (From 4/15/76)	732-2153	732-0105
1975	8 Cyl. Eng. (Saginaw Pump) w/o Air Pump	732-2145	732-0105
1974-73	6 Cyl. Eng. (Federal Pump)	722-2103	722-0102
1974-73	6 Cyl. Eng. (Saginaw Pump)	732-2123	732-0101
1974-73	8 Cyl. Eng. (Federal Pump)	722-2103	722-0101
1974-73	8 Cyl. Eng. (Saginaw Pump)	732-2123	732-0101
1972	6 Cyl. Eng.	722-2103	722-0102
1972	8 Cyl. Eng. (Federal Pump)	722-2103	722-0101
1972	8 Cyl. Eng. (Saginaw Pump)	732-2123	732-0101
1971-70	6 Cyl. Eng.	722-2103	722-0102
1971-70	8 Cyl. 318 & 340 Eng. (Federal Pump)	722-2103	722-0101
1971-70	8 Cyl. 318 & 340 Eng. (Saginaw Pump)	732-2123	732-0101
1969	6 Cyl. Eng.	722-2103	722-0102
1969	8 Cyl. Eng. (Federal Pump)	722-2103	722-0101
1969	8 Cyl. Eng. (Saginaw Pump)	732-2123	732-0101
1968-67	6 Cyl. Eng. w/ A.C.	723-2111	723-0104
1968-67	6 Cyl. Eng. w/o A.C.	723-2112	723-0105
1968-67	8 Cyl. 273 & 318 Eng. (Saginaw Pump)	732-2123	732-0101
1968-67	8 Cyl. 273 & 318 Eng. (Thompson Pump) w/ Plain End Shaft	723-2110	723-0103
1968-67	8 Cyl. Eng. (Exc. 273 & 318 Eng.)	723-2109	723-0102
1966-65	6 Cyl. Eng. w/ A.C.	723-2114	723-0104
1966-65	6 Cyl. Eng. w/o A.C.	723-2106	723-0105
1966-65	8 Cyl. (Thompson Pump) w/ Plain End Shaft (Exc. 273 & 318 Eng.)	723-2107	723-0102

# Power Steering Pump

Years	Application	With Reservoir	Without Reservoir
<b>PLYMOUTH (cont'd)</b>			
<b>BELVEDERE, GTX, ROAD RUNNER, SATELLITE (Cont'd)</b>			
1966-65	8 Cyl. 273 & 318 Eng. (Thompson Pump) w/ Plain End Shaft	723-2113	723-0103
1966-65	8 Cyl. Eng. (Saginaw Pump)	732-2123	732-0101
1964-62	6 Cyl. Eng. w/ A.C.	723-2114	723-0104
1964-62	6 Cyl. Eng. w/o A.C.	723-2106	723-0105
1964-62	8 Cyl. 318 Eng. w/ Plain End Shaft	723-2113	723-0103
1964-62	8 Cyl. Eng. (Exc. 318 Eng.) w/ Plain End Shaft	723-2107	723-0102
1964-62	8 Cyl. Eng. w/ Hex or Slotted End Shaft	--	723-0101
<b>BREEZE</b>			
2000-98	All w/ Speed Proportional Steering (SBC)	--	940-0104
2000-98	All w/ Standard Steering (SBA)	--	940-0101
1997	All w/ Speed Proportional Steering (SBC)	--	940-0104
1997	All w/ Standard Steering (SBA)	--	940-0101
1996	All	--	940-0101
<b>CARAVELLE</b>			
1989	5.2L Eng.; Canada	731-2146	731-0127
1988-85	5.2L Eng.; Canada	731-2146	731-0127
1988-85	All w/ Firm Feel Steering (SBB); USA	731-2161	731-0110
1988-85	All w/ Standard Steering (SBA); USA	731-2143	731-0128
1984-81	5.2L Eng.; Canada	731-2146	731-0127
<b>COLT (Exc. Colt Vista)</b>			
1994	1.5L Eng.	--	920-0130
1994	1.8L Eng.	--	920-0102
1993	1.5L Eng. (Before 7/92)	--	920-0130
1993	1.5L Eng. (From 7/92)	--	920-0104
1993	1.8L Eng. (Before 7/92)	--	920-0133
1993	1.8L Eng. (From 7/92)	--	920-0132
1992	1.5L Eng. (Exc. Wagon) (Canada)	--	920-0131
1992	1.5L Eng. Wagon (Canada)	--	920-0114
1991	1.5L Eng. (Exc. Wagon) w/ Aluminum Housing & Cast Iron Backplate (Canada)	--	920-0131
1991	1.5L Eng. (Exc. Wagon) w/ Cast Iron Housing (Canada)	--	930-0111
1991	Wagon (Canada)	--	920-0114
1990-89	1.5L & 1.8L Eng. Wagon	--	920-0114
1990-89	1.6L Eng. Wagon	--	920-0116
1990-89	Hatchback w/ Aluminum Housing & Cast Iron Backplate	--	920-0131
1990-89	Hatchback w/ Cast Iron Housing	--	930-0111
1988-87	1.5L Eng.	--	920-0114
1988-87	1.6L Eng.	--	920-0116
1986-85	1.5L Eng.	--	920-0113
1986-85	1.6L Eng.	--	920-0120
1984	All	--	920-0117
1983-81	All	--	920-0112
1980-79	All w/ Keyway Type Shaft (Before 10/79)	--	990-0250
1980-79	All w/ Spline Type Shaft (From 10/79)	--	920-0112
1978	All	--	990-0250
<b>COLT VISTA</b>			
1994-93	1.8L Eng.	--	920-0129
1994-93	2.4L Eng.	--	920-0134

Years	Application	With Reservoir	Without Reservoir
<b>PLYMOUTH (cont'd)</b>			
<b>COLT VISTA (Cont'd)</b>			
1992	1.8L Eng.	--	920-0129
1992	2.4L Eng.	--	920-0131
1991-88	2WD	--	920-0123
1991-88	4WD	--	920-0115
1987	2WD (Before 9/86)	--	920-0119
1987	2WD (From 9/86)	--	920-0123
1987	4WD	--	920-0115
1986-85	2WD	--	920-0119
1986-85	4WD	--	920-0115
1984	All	--	920-0115
<b>CONQUEST</b>			
1986-84	All	--	920-0117
<b>FURY, GRAN FURY, SUBURBAN, SAVOY, VIP</b>			
1989	8 Cyl. Eng.	731-2146	731-0127
1988-81	6 & 8 Cyl. Eng.	731-2146	731-0127
1980	6 Cyl. Eng. w/ A.C.	731-2148	731-0127
1980	6 Cyl. Eng. w/o A.C.	731-2146	731-0127
1980	8 Cyl. Eng.	731-2146	731-0127
1979-77	6 Cyl. Eng.	732-2145	732-0105
1979-77	8 Cyl. 318, 360 & 400 Eng. w/ Air Pump, w/ Oil Cooler	732-2145	732-0105
1979-77	8 Cyl. 318, 360 & 400 Eng. w/ Air Pump, w/o Oil Cooler	732-2138	732-0105
1979-77	8 Cyl. 440 Eng. w/ Air Pump	732-2153	732-0105
1979-77	8 Cyl. Eng. w/o Air Pump	732-2143	732-0105
1976	6 Cyl. Eng. (Federal Pump)	722-2103	722-0101
1976	6 Cyl. Eng. (Saginaw Pump) w/ Air Pump (Before 4/15/76)	732-2138	732-0105
1976	6 Cyl. Eng. (Saginaw Pump) w/ Air Pump (From 4/15/76)	732-2153	732-0105
1976	6 Cyl. Eng. (Saginaw Pump) w/o Air Pump	732-2145	732-0105
1976	8 Cyl. 400, 440 Eng. (Federal Pump) w/ Air Pump, w/ A.C.	722-2105	722-0101
1976	8 Cyl. Eng. (Federal Pump) w/ Air Pump, w/ A.C. (Exc. 400, 440 Eng.)	722-2103	722-0101
1976	8 Cyl. Eng. (Federal Pump) w/o Air Pump	722-2103	722-0101
1976	8 Cyl. Eng. (Saginaw Pump) w/o Air Pump	732-2145	732-0105
1975	6 Cyl. Eng. (Federal Pump)	722-2103	722-0101
1975	6 Cyl. Eng. (Saginaw Pump) w/ Air Pump	732-2138	732-0105
1975	6 Cyl. Eng. (Saginaw Pump) w/o Air Pump	732-2145	732-0105
1975	8 Cyl. 400, 440 Eng. (Federal Pump) w/ Air Pump, w/ A.C.	722-2105	722-0101
1975	8 Cyl. Eng. (Federal Pump) w/ Air Pump, w/ A.C. (Exc. 400, 440 Eng.)	722-2103	722-0101
1975	8 Cyl. Eng. (Federal Pump) w/o Air Pump	722-2103	722-0101
1975	8 Cyl. Eng. (Saginaw Pump) w/o Air Pump	732-2145	732-0105
1974	6 & 8 Cyl. Eng. (Saginaw Pump)	732-2123	732-0101
1973	6 Cyl. Eng.	722-2103	722-0102
1973	8 Cyl. 318 Eng. (Saginaw Pump)	732-2123	732-0101
1973	8 Cyl. 360 Eng. (Saginaw Pump) w/ Air Pump	732-2131	732-0101

## Power Steering Pump

Years	Application	With Reservoir	Without Reservoir
<b>PLYMOUTH (cont'd)</b>			
<b>FURY, GRAN FURY, SUBURBAN, SAVOY, VIP (Cont'd)</b>			
1973	8 Cyl. 360 Eng. (Saginaw Pump) w/o Air Pump	732-2123	732-0101
1973	8 Cyl. 400 & 440 Eng.	732-2123	732-0101
1973	8 Cyl. Eng. (Federal Pump)	722-2103	722-0101
1972-70	6 Cyl. Eng.	722-2103	722-0102
1972-70	8 Cyl. 318 & 360 Eng.	732-2123	732-0101
1972-70	8 Cyl. 383, 400 & 440 Eng. (Federal Pump)	722-2103	722-0101
1972-70	8 Cyl. 383, 400 & 440 Eng. (Saginaw Pump)	732-2123	732-0101
1969	6 Cyl. Eng.	722-2103	722-0102
1969	8 Cyl. Eng. (Federal Pump)	722-2103	722-0101
1969	8 Cyl. Eng. (Saginaw Pump)	732-2123	732-0101
1968-67	6 Cyl. Eng.	723-2112	723-0105
1968-67	8 Cyl. 318 Eng. (Federal Pump)	722-2103	722-0101
1968-67	8 Cyl. 318 Eng. (Saginaw Pump)	732-2123	732-0101
1968-67	8 Cyl. 318 Eng. (Thompson Pump) w/ Plain End Shaft	723-2110	723-0103
1968-67	8 Cyl. 383 & 440 Eng. (Federal Pump)	722-2103	722-0101
1968-67	8 Cyl. 383 & 440 Eng. (Thompson Pump) w/ Hex or Slotted End Shaft	723-2108	723-0101
1968-67	8 Cyl. 383 & 440 Eng. (Thompson Pump) w/ Plain-End Shaft	723-2109	723-0102
1966-65	6 Cyl. Eng.	723-2106	723-0105
1966-65	8 Cyl. 318 Eng.	723-2113	723-0103
1966-65	8 Cyl. 383 & 440 Eng. w/ Hex or Slotted End Shaft	--	723-0101
1966-65	8 Cyl. 383 & 440 Eng. w/ Plain End Shaft	723-2107	723-0102
1964-62	6 Cyl. Eng. w/ A.C.	723-2114	723-0104
1964-62	6 Cyl. Eng. w/o A.C.	723-2106	723-0105
1964-62	8 Cyl. 318 Eng. w/ Plain End Shaft	723-2113	723-0103
1964-62	8 Cyl. Eng. w/ Hex or Slotted End Shaft	--	723-0101
1964-62	8 Cyl. Eng. w/ Plain End Shaft (Exc. 318 Eng.)	723-2107	723-0102
1961	8 Cyl. 318 Eng. w/ Hex or Slotted End Shaft	--	723-0101
1961	8 Cyl. 318 Eng. w/ Plain End Shaft	--	723-0103
1961	8 Cyl. 361 & 383 Eng. w/ Hex or Slotted End Shaft	--	723-0101
1961	8 Cyl. 361 & 383 Eng. w/ Plain End Shaft	--	723-0102
1960-58	6 Cyl. Eng.	--	723-0105
1960-58	8 Cyl. 318, 325 & 326 Eng.	--	723-0103
1960-58	8 Cyl. 350, 361 & 383 Eng.	--	723-0102
<b>HORIZON, TURISMO</b>			
1990-89	All	731-2161	731-0110
1988-87	All	731-2143	731-0128
1986-83	4 Cyl. 1.6L Eng.	731-2139	731-0128
1986-83	4 Cyl. 2.2L Eng.	731-2143	731-0128
1982	All	731-2143	731-0128
1981-80	All	731-2161	731-0110
1979-78	All	732-2160	732-0107

Years	Application	With Reservoir	Without Reservoir
<b>PLYMOUTH (cont'd)</b>			
<b>LASER</b>			
1994-91	4 Cyl. Eng.	--	920-0131
1990	4 Cyl. Eng. w/ Aluminum Housing & Cast Iron Backplate	--	920-0131
1990	4 Cyl. Eng. w/ Cast Iron Housing	--	930-0111
<b>NEON, SRT-4</b>			
2001	All	--	920-0108
2000	All	--	920-0110
1999-95	All	--	940-0103
<b>PROWLER</b>			
2001-99	All	--	990-0865
1997	All	--	734-0125
<b>RELIANT</b>			
1989	All	731-2161	731-0110
1988	All	731-2143	731-0128
1987-83	All w/ Firm Feel Steering (SBB)	731-2161	731-0110
1987-83	All w/ Standard Steering (SBA)	731-2143	731-0128
1982-81	All	731-2143	731-0128
<b>SAPPORO</b>			
1983-81	All	--	920-0112
1980	All w/ Spline Type Shaft	--	920-0112
1979	All w/ Keyway Type Shaft (Before 10/79)	--	990-0250
1979	All w/ Spline Type Shaft (From 10/79)	--	920-0112
1978	All w/ Keyway-Type Shaft	--	990-0250
<b>SUNDANCE</b>			
1994-93	All	731-2161	731-0110
1992-91	All w/ Firm Feel Steering (SBB)	731-2143	731-0128
1992-91	All w/ Standard Steering (SBA)	731-2161	731-0110
1990-88	All w/ Metal Reservoir	731-2161	731-0110
1990-88	All w/ Plastic Reservoir	750-97101	950-0101
1987-86	All	731-2161	731-0110
<b>VOLARE, DUSTER, SCAMP, VALIANT</b>			
1980	6 Cyl. Eng. w/ A.C.	731-2148	731-0127
1980	6 Cyl. Eng. w/o A.C.	731-2146	731-0127
1980	8 Cyl. Eng.	731-2146	731-0127
1979	6 Cyl. Eng. w/ A.C.	732-2143	732-0105
1979	6 Cyl. Eng. w/o A.C.	732-2145	732-0105
1979	8 Cyl. Eng. w/ Air Pump, w/ Oil Cooler	732-2145	732-0105
1979	8 Cyl. Eng. w/ Air Pump, w/o Oil Cooler	732-2138	732-0105
1979	8 Cyl. Eng. w/o Air Pump	732-2143	732-0105
1978-77	6 Cyl. Eng.	732-2145	732-0105
1978-77	8 Cyl. Eng. w/ Air Pump, w/ Oil Cooler	732-2145	732-0105
1978-77	8 Cyl. Eng. w/ Air Pump, w/o Oil Cooler	732-2138	732-0105
1978-77	8 Cyl. Eng. w/o Air Pump	732-2143	732-0105
1976-75	6 Cyl. Eng. (Federal Pump)	722-2103	722-0102
1976-75	6 Cyl. Eng. (Saginaw Pump)	732-2145	732-0105
1976-75	8 Cyl. Eng. w/ Air Pump	732-2138	732-0105
1976-75	8 Cyl. Eng. w/o Air Pump	732-2145	732-0105
1974-73	6 Cyl. Eng. (Federal Pump)	722-2103	722-0102
1974-73	6 Cyl. Eng. (Saginaw Pump)	732-2123	732-0101
1974-73	8 Cyl. Eng. (Federal Pump)	722-2103	722-0101
1974-73	8 Cyl. Eng. (Saginaw Pump)	732-2123	732-0101

# Power Steering Pump

Years	Application	With Reservoir	Without Reservoir
<b>PLYMOUTH (cont'd)</b>			
<b>VOLARE, DUSTER, SCAMP, VALIANT (Cont'd)</b>			
1972	6 Cyl. Eng. (Federal Pump)	722-2103	722-0102
1972	6 Cyl. Eng. (Saginaw Pump)	732-2123	732-0101
1972	8 Cyl. Eng.	722-2103	722-0101
1971-69	6 Cyl. Eng.	722-2103	722-0102
1971-69	8 Cyl. Eng. (Federal Pump)	722-2103	722-0101
1971-69	8 Cyl. Eng. (Saginaw Pump)	732-2123	732-0101
1968-67	6 Cyl. Eng. w/ A.C.	723-2111	723-0104
1968-67	6 Cyl. Eng. w/o A.C.	723-2112	723-0105
1968-67	8 Cyl. Eng.	723-2110	723-0103
1966-63	6 Cyl. Eng. w/ A.C.	723-2114	723-0104
1966-63	6 Cyl. Eng. w/o A.C.	723-2106	723-0105
1966-63	8 Cyl. Eng.	723-2113	723-0103
<b>PLYMOUTH TRUCKS</b>			
<b>ARROW PICKUP</b>			
1982-81	4 Cyl. Eng.	--	920-0121
1980	4 Cyl. Eng. (Before 11/79)	--	920-0112
1980	4 Cyl. Eng. (From 11/79)	--	920-0121
1979-78	4 Cyl. Eng.	--	920-0112
<b>PB SERIES VAN</b>			
1983-80	6 & 8 Cyl. Eng. w/ Hydro-Boost	731-2234	731-0125
1983-80	6 & 8 Cyl. Eng. w/o Hydro-Boost	731-2212	731-0127
1979	8 Cyl. Diesel Eng.	--	732-0105
1979	8 Cyl. Gas Eng.	732-2164	732-0105
1978-75	6 & 8 Cyl. Eng.	732-2145	732-0105
1974	6 & 8 Cyl. Eng.	732-2123	732-0101
<b>SCAMP PICKUP</b>			
1983	2.2L Eng.	731-2143	731-0128
<b>TRAIL DUSTER</b>			
1983-80	6 & 8 Cyl. Eng.	731-2148	731-0127
1979-75	6 & 8 Cyl. Eng.	732-2145	732-0105
1974	6 & 8 Cyl. Eng.	732-2123	732-0101
<b>VOYAGER, GRAND VOYAGER</b>			
2000-96	All	731-2270	731-0108
1995-94	4 Cyl. Eng.	731-2161	731-0110
1995-94	6 Cyl. 3.0L Eng.	731-2161	731-0110
1995-94	6 Cyl. 3.3L & 3.8L Eng.	731-2192	731-0112
1993-90	4 Cyl. Eng.	731-2161	731-0110
1993-90	6 Cyl. 3.0L Eng.	731-2161	731-0110
1993-90	6 Cyl. 3.3L Eng.	731-2192	731-0112
1989	All w/ Metal Reservoir	731-2161	731-0110
1989	All w/ Plastic Reservoir	750-97101	950-0101
1988-84	All	731-2143	731-0128
<b>PLYMOUTH TRUCKS MEDIUM DUTY</b>			
<b>C700-900, CT700</b>			
1974-69	7M Axle	732-2123	732-0101
<b>D400-700</b>			
1974-69	4.5M Axle	732-2123	732-0101
<b>L600-700</b>			
1974-69	Medium Tilt	732-2123	732-0101

Years	Application	With Reservoir	Without Reservoir
<b>PONTIAC</b>			
<b>6000</b>			
1991	4 Cyl. Eng.	734-62102	734-0102
1991	6 Cyl. Eng.	734-54126	734-0126
1990-88	4 Cyl. Eng.	733-07127	733-0127
1990-88	6 Cyl. Eng.	734-54105	734-0105
1987	4 Cyl. Eng.	733-07127	733-0127
1987	6 Cyl. Eng.	733-01139	733-0139
1986	4 Cyl. Eng.	731-2166	731-0111
1986	6 Cyl. Gas Eng.	731-2169	731-0115
1985-83	4 Cyl. Eng.	731-2166	731-0111
1985-83	6 Cyl. Diesel Eng.	--	733-0124
1985-83	6 Cyl. Gas Eng.	731-2169	731-0115
1982	4 Cyl. Eng.	731-2166	731-0111
1982	6 Cyl. Diesel Eng.	--	735-0112
1982	6 Cyl. Gas Eng.	731-2169	731-0115
<b>ACADIAN (Canada)</b>			
1987-81	All	--	735-0113
<b>BONNEVILLE</b>			
2005-04	6 Cyl. Eng	--	734-0108
2005-04	8 Cyl. Eng	730-26101	730-0101
2003	All	--	734-0108
2002-96	All	734-69143	734-0143
1995	6 Cyl. 3.8L Eng. w/ Supercharged Eng., Supplied w/ EVO Component	734-61117P1	--
1995	6 Cyl. 3.8L Eng. w/ Supercharged Eng., Supplied w/o EVO Component	734-61117	734-0117
1995	6 Cyl. 3.8L Eng. w/o Supercharged Eng., w/ Electronic Control Steering (T2V), Supplied w/ EVO Component	734-69106P1	--
1995	6 Cyl. 3.8L Eng. w/o Supercharged Eng., w/ Electronic Control Steering (T2V), Supplied w/o EVO Component	734-69106	734-0106
1995	6 Cyl. 3.8L Eng. w/o Supercharged Eng., w/o Electronic Control Steering (T2V)	734-69143	734-0143
1994	6 Cyl. 3.8L Eng. (VIN Code 1), Supplied w/ EVO Component	734-61117P1	--
1994	6 Cyl. 3.8L Eng. (VIN Code 1), Supplied w/o EVO Component	734-61117	734-0117
1994	6 Cyl. 3.8L Eng. (VIN Code L) w/ Electronic Control Steering (T2V), Supplied w/ EVO Component	734-60117P1	--
1994	6 Cyl. 3.8L Eng. (VIN Code L) w/ Electronic Control Steering (T2V), Supplied w/o EVO Component	734-60117	734-0117
1994	6 Cyl. 3.8L Eng. (VIN Code L) w/o Electronic Control Steering (T2V)	734-60103	734-0103
1993-92	6 Cyl. 3.8L Eng. (VIN Code 1), Supplied w/ EVO Component	734-61117P1	--
1993-92	6 Cyl. 3.8L Eng. (VIN Code 1), Supplied w/o EVO Component	734-61117	734-0117
1993-92	6 Cyl. 3.8L Eng. (VIN Code L) w/ Electronic Control Steering (T2V), Supplied w/ EVO Component	734-60117P1	--

## Power Steering Pump

Years	Application	With Reservoir	Without Reservoir
<b>PONTIAC (cont'd)</b>			
<b>BONNEVILLE (Cont'd)</b>			
1993-92	6 Cyl. 3.8L Eng. (VIN Code L) w/ Electronic Control Steering (T2V), Supplied w/o EVO Component	734-60117	734-0117
1993-92	6 Cyl. 3.8L Eng. (VIN Code L) w/o Electronic Control Steering (T2V)	734-60122	734-0122
1991-89	6 Cyl. Eng.	733-12129	733-0129
1988	6 Cyl. Eng. 3.8L Eng. (VIN Code 3)	733-12128	733-0128
1988	6 Cyl. Eng. 3.8L Eng. (VIN Code C)	733-12129	733-0129
1987	6 Cyl. Eng.	733-12128	733-0128
1986	6 Cyl. 3.8L Eng.	731-2164	731-0127
1986	6 Cyl. 4.3L Eng.	731-2131	731-0118
1986	8 Cyl. Eng.	731-2131	731-0118
1985-83	6 Cyl. Eng.	731-2164	731-0127
1985-83	8 Cyl. Diesel Eng.	731-2220	731-0118
1985-83	8 Cyl. Gas Eng.	731-2131	731-0118
1982	6 Cyl. Eng.	731-2157	731-0127
1982	8 Cyl. Diesel Eng.	731-2220	731-0118
1982	8 Cyl. Gas Eng.	731-2131	731-0118
1981	6 Cyl. 231 Eng. w/ Return Tube Extending Halfway up Reservoir	731-2151	731-0127
1981	6 Cyl. 231 Eng. w/ Return Tube Extending to Top of Reservoir	731-2164	731-0127
1981	8 Cyl. 265 Gas Eng. (VIN Code S)	731-2151	731-0127
1981	8 Cyl. 267 Eng. (VIN Code J)	731-2131	731-0127
1981	8 Cyl. 305 Eng. (VIN Code H)	731-2131	731-0127
1981	8 Cyl. 307 Eng. (VIN Code Y)	731-2134	731-0118
1981	8 Cyl. 350 Diesel Eng.	731-2222	731-0118
1980	6 Cyl. 231 Eng.	731-2151	731-0127
1980	8 Cyl. 265 Gas Eng. (VIN Code S)	731-2151	731-0127
1980	8 Cyl. 301 Gas Eng. (VIN Code W)	731-2151	731-0127
1980	8 Cyl. 350 Diesel Eng.	731-2222	731-0118
1980	8 Cyl. 350 Gas Eng. (VIN Code R)	731-2134	731-0118
1980	8 Cyl. 350 Gas Eng. (VIN Code X)	731-2132	731-0127
1979-78	6 Cyl. 231 Eng. w/ A.C.	732-2150	732-0105
1979-78	6 Cyl. 231 Eng. w/o A.C.	732-2140	732-0105
1979-78	8 Cyl. 301 Gas Eng. (VIN Codes W, Y)	732-2150	732-0105
1979-78	8 Cyl. 350 Gas Eng. (VIN Code R)	732-2141	732-0105
1979-78	8 Cyl. 350 Gas Eng. (VIN Code X)	732-2140	732-0105
1979-78	8 Cyl. 400 Gas Eng. (VIN Code Z)	732-2150	732-0105
1979-78	8 Cyl. 403 Gas Eng. (VIN Code K)	732-2141	732-0105
1977	6 Cyl. 231 Eng.	732-2150	732-0105
1977	8 Cyl. 301 Eng. (VIN Code Y)	732-2150	732-0105
1977	8 Cyl. 305 Eng. (VIN Code U) w/ 1 Mounting Hole in Reservoir	732-2139	732-0105
1977	8 Cyl. 305 Eng. (VIN Code U) w/ 2 Mounting Holes/Studs in Reservoir	732-2137	732-0105
1977	8 Cyl. 350 Eng. (VIN Code P)	732-2150	732-0105
1977	8 Cyl. 350 Eng. (VIN Code R)	732-2141	732-0105
1977	8 Cyl. 400 Eng. (VIN Code Z)	732-2150	732-0105
1977	8 Cyl. 403 Eng. (VIN Code K)	732-2141	732-0105
1976	All	732-2156	732-0105
1975	All	732-2140	732-0105

Years	Application	With Reservoir	Without Reservoir
<b>PONTIAC (cont'd)</b>			
<b>BONNEVILLE (Cont'd)</b>			
1974-73	8 Cyl. (Exc. 400, 455 Eng.), (Exc. Police, Wagon & Convertible)	732-2108	732-0101
1974-73	8 Cyl. 400, 455 Eng. (Exc. Police, Wagon & Convertible)	732-2132	732-0101
1974-73	8 Cyl. Eng. Police, Wagon & Convertible	732-2132	732-0101
1972-71	8 Cyl. Eng.	732-2128	732-0101
1970-67	8 Cyl. Eng.	732-2121	732-0101
1966-65	8 Cyl. Eng.	732-2113	732-0103
1964	8 Cyl. Eng.	732-2116	732-0103
1963-60	8 Cyl. Eng.	--	736-0101
<b>CATALINA, GRAND SAFARI, SAFARI</b>			
1989-87	All	731-2134	731-0118
1981	6 Cyl. 231 Eng. w/ Return Tube Extending to Top of Reservoir	731-2164	731-0127
1981	6 Cyl. 231 Eng. w/ Return Tube Extending Halfway up Reservoir	731-2151	731-0127
1981	8 Cyl. 265 Gas Eng. (VIN Code S)	731-2151	731-0127
1981	8 Cyl. 267 Gas Eng. (VIN Code J)	731-2131	731-0118
1981	8 Cyl. 305 Gas Eng. (VIN Code H)	731-2131	731-0118
1981	8 Cyl. 307 Gas Eng. (VIN Code Y)	731-2133	731-0125
1981	8 Cyl. 350 Diesel Eng.	731-2222	731-0118
1980	6 Cyl. 229 Eng.	731-2131	731-0127
1980	6 Cyl. 231 Eng.	731-2151	731-0127
1980	8 Cyl. 265 Gas Eng. (VIN Code S)	731-2151	731-0127
1980	8 Cyl. 267 Gas Eng. (VIN Code J)	731-2131	731-0118
1980	8 Cyl. 301 Gas Eng. (VIN Code W)	731-2151	731-0127
1980	8 Cyl. 305 Gas Eng. (VIN Code H)	731-2131	731-0118
1980	8 Cyl. 350 Diesel Eng.	731-2222	731-0118
1980	8 Cyl. 350 Gas Eng. (VIN Code R)	731-2134	731-0118
1980	8 Cyl. 350 Gas Eng. (VIN Code X)	731-2132	731-0127
1979	6 Cyl. 231 Eng. w/ A.C.	732-2150	732-0105
1979	6 Cyl. 231 Eng. w/o A.C.	732-2140	732-0105
1979	8 Cyl. 301 Eng. (VIN Code W, Y)	732-2150	732-0105
1979	8 Cyl. 350 Eng. (VIN Code R)	732-2141	732-0105
1979	8 Cyl. 350 Eng. (VIN Code X)	732-2140	732-0105
1979	8 Cyl. 403 Eng. (VIN Code K)	732-2141	732-0105
1978	6 Cyl. 231 Eng. w/ A.C.	732-2150	732-0105
1978	6 Cyl. 231 Eng. w/o A.C.	732-2140	732-0105
1978	8 Cyl. 301 Eng. (VIN Code W, Y)	732-2150	732-0105
1978	8 Cyl. 350 Eng. (VIN Code R)	732-2141	732-0105
1978	8 Cyl. 350 Eng. (VIN Code X)	732-2140	732-0105
1978	8 Cyl. 400 Eng. (VIN Code Z)	732-2150	732-0105
1978	8 Cyl. 403 Eng. (VIN Code K)	732-2141	732-0105
1977	6 Cyl. 231 Eng.	732-2150	732-0105
1977	8 Cyl. 301 Eng. (VIN Code Y)	732-2150	732-0105
1977	8 Cyl. 305 Eng. (VIN Code U) w/ 1 Mounting Hole in Reservoir	732-2139	732-0105
1977	8 Cyl. 305 Eng. (VIN Code U) w/ 2 Mounting Holes/Studs in Reservoir	732-2137	732-0105
1977	8 Cyl. 350 Eng. (VIN Code P)	732-2150	732-0105
1977	8 Cyl. 350 Eng. (VIN Code R)	732-2141	732-0105
1977	8 Cyl. 400 Eng. (VIN Code Z)	732-2150	732-0105
1977	8 Cyl. 403 Eng. (VIN Code K)	732-2141	732-0105
1977	8 Cyl. 400 Eng. (VIN Code Z)	732-2150	732-0105



# Power Steering Pump

Years	Application	With Reservoir	Without Reservoir
<b>PONTIAC (cont'd)</b>			
<b>CATALINA, GRAND SAFARI, SAFARI (Cont'd)</b>			
1977	8 Cyl. 403 Eng. (VIN Code K)	732-2141	732-0105
1976	8 Cyl. Eng.	732-2156	732-0105
1975	8 Cyl. Eng.	732-2140	732-0105
1974	All	732-2132	732-0101
1973	8 Cyl. 350 Eng.	732-2108	732-0101
1973	8 Cyl. 400 & 455 Eng.	732-2132	732-0101
1972-71	All	732-2128	732-0101
1970-67	8 Cyl. Eng.	732-2121	732-0101
1966-65	8 Cyl. Eng.	732-2113	732-0103
1964	All	732-2116	732-0103
1963-60	All	--	736-0101
<b>EXECUTIVE, GRAND VILLE, STARCHIEF</b>			
1975	All	732-2140	732-0105
1974-73	All	732-2132	732-0101
1972-71	All	732-2128	732-0101
1970-67	All	732-2121	732-0101
1966-65	All	732-2113	732-0103
1964	All	732-2116	732-0103
<b>FIREBIRD, TRANS AM</b>			
2002-98	6 Cyl. Eng.	--	734-0128
2002-98	8 Cyl. Eng.	734-77119	734-0119
1997-96	6 Cyl. Eng.	--	734-0128
1997-96	8 Cyl. Eng.	--	734-0129
1995	6 Cyl. 3.4L Eng.	731-2137	731-0116
1995	6 Cyl. 3.8L Eng.	--	734-0128
1995	8 Cyl. Eng.	--	734-0129
1994-93	6 Cyl. Eng.	731-2137	731-0116
1994-93	8 Cyl. Eng.	--	734-0129
1992-90	6 & 8 Cyl. Eng.	731-2179	731-0127
1989	6 Cyl. 2.8L Eng.	731-2179	731-0127
1989	6 Cyl. 3.8L Eng.	--	733-0126
1989	8 Cyl. Eng.	731-2179	731-0127
1988	6 & 8 Cyl. Eng.	731-2179	731-0127
1987	6 Cyl. Eng.	731-2179	731-0127
1987	8 Cyl. Eng.	731-2141	731-0127
1986-85	4 Cyl. Eng.	--	733-0123
1986-85	6 Cyl. Eng.	731-2179	731-0127
1986-85	8 Cyl. Eng.	731-2141	731-0127
1984-83	4 Cyl. Eng.	--	733-0123
1984-83	6 Cyl. Eng.	731-2179	731-0127
1984-83	8 Cyl. Eng.	731-2170	731-0125
1982	4 Cyl. Eng.	--	735-0112
1982	6 Cyl. Eng.	731-2179	731-0127
1982	8 Cyl. Eng.	731-2170	731-0125
1981-80	6 Cyl. 231 Eng.	731-2164	731-0127
1981-80	8 Cyl. 265 Eng. (VIN Code S)	731-2151	731-0127
1981-80	8 Cyl. 267 Eng. (VIN Code J)	731-2131	731-0127
1981-80	8 Cyl. 301 Eng. (VIN Code T, W)	731-2151	731-0127
1981-80	8 Cyl. 305 Eng. (VIN Code H)	731-2131	731-0127
1979	6 Cyl. 231 Eng. w/ Air Pump	732-2150	732-0105
1979	6 Cyl. 231 Eng. w/o Air Pump	732-2148	732-0106

Years	Application	With Reservoir	Without Reservoir
<b>PONTIAC (cont'd)</b>			
<b>FIREBIRD, TRANS AM (Cont'd)</b>			
1979	8 Cyl. 301 Eng. (VIN Code W, Y)	732-2150	732-0105
1979	8 Cyl. 305 Eng. (VIN Code G)	732-2159	732-0105
1979	8 Cyl. 350 Eng. (VIN Code L)	732-2159	732-0105
1979	8 Cyl. 400 Eng. (VIN Code Z)	732-2150	732-0105
1979	8 Cyl. 403 Eng. (VIN Code K)	732-2158	732-0105
1978	6 Cyl. 231 Eng. w/ Air Pump	732-2150	732-0105
1978	6 Cyl. 231 Eng. w/o Air Pump	732-2148	732-0106
1978	8 Cyl. 305 Eng. (VIN Code U) w/ 1 Mounting Hole in Reservoir	732-2139	732-0105
1978	8 Cyl. 305 Eng. (VIN Code U) w/ 2 Mounting Holes/Studs in Reservoir	732-2137	732-0105
1978	8 Cyl. 350 Eng. (VIN Code L) w/ 1 Mounting Hole in Reservoir	732-2139	732-0105
1978	8 Cyl. 350 Eng. (VIN Code L) w/ 2 Mounting Holes/Studs in Reservoir	732-2137	732-0105
1978	8 Cyl. 400 Eng. (VIN Code Z)	732-2150	732-0105
1978	8 Cyl. 403 Eng. (VIN Code K)	732-2158	732-0105
1977	6 Cyl. 231 Eng. w/ Air Pump	732-2150	732-0105
1977	6 Cyl. 231 Eng. w/o Air Pump	732-2148	732-0106
1977	8 Cyl. 301 Eng. (VIN Code Y)	732-2150	732-0105
1977	8 Cyl. 305 Eng. (VIN Code U) w/ 1 Mounting Hole in Reservoir	732-2139	732-0105
1977	8 Cyl. 305 Eng. (VIN Code U) w/ 2 Mounting Holes/Studs in Reservoir	732-2137	732-0105
1977	8 Cyl. 350 Eng. (VIN Code P)	732-2150	732-0105
1977	8 Cyl. 350 Eng. (VIN Code R)	732-2158	732-0105
1977	8 Cyl. 400 Eng. (VIN Code Z)	732-2150	732-0105
1977	8 Cyl. 403 Eng. (VIN Code K)	732-2158	732-0105
1976	6 Cyl. Eng.	732-2148	732-0106
1976	8 Cyl. Eng.	732-2150	732-0105
1975	6 Cyl. Eng. w/ A.C.	732-2157	732-0105
1975	6 Cyl. Eng. w/o A.C.	732-2138	732-0105
1975	8 Cyl. Eng.	732-2150	732-0105
1974-73	6 Cyl. Eng.	732-2109	732-0101
1974-73	8 Cyl. Eng.	732-2128	732-0101
1972-71	6 Cyl. Eng.	732-2108	732-0101
1972-71	8 Cyl. Eng.	732-2128	732-0101
1970	6 Cyl. Eng.	732-2108	732-0101
1970	8 Cyl. Eng.	732-2121	732-0101
1969-68	6 & 8 Cyl. Eng.	732-2121	732-0101
1967	6 Cyl. Eng. w/ Air Pump	732-2108	732-0101
1967	6 Cyl. Eng. w/o Air Pump	732-2121	732-0101
1967	8 Cyl. Eng.	732-2121	732-0101
<b>FIREFLY (Canada)</b>			
2000-98	All	--	930-0103
1997-95	All	--	990-0437
<b>G3</b>			
2009	All	--	733-0148
<b>G6</b>			
2010	3.5L Eng.	--	734-0137
2009-07	3.5L Eng.	--	734-0137
2009-07	3.6L Eng.	--	730-0121

## Power Steering Pump

Years	Application	With Reservoir	Without Reservoir
<b>PONTIAC (cont'd)</b>			
<b>G6 (Cont'd)</b>			
2009-07	3.9L Eng.	--	734-0137
2006	3.9L Eng.	--	734-0137
<b>G8</b>			
2009-08	Sedan	--	730-0129
<b>GRAND AM</b>			
2005-04	4 Cyl. Eng.	734-68101	734-0101
2005-04	6 Cyl. Eng.	734-70102	734-0102
2003	4 Cyl. Eng.	734-68101	734-0101
2003	6 Cyl. 3.4L Eng. w/ Non-Variable Effort Steering (N40)	734-70102	734-0102
2003	6 Cyl. 3.4L Eng. w/ Variable (NV7), Supplied w/ EVO Component	734-70107P1	--
2003	6 Cyl. 3.4L Eng. w/ Variable (NV7), Supplied w/o EVO Component	734-70107	734-0107
2002	4 Cyl. Eng.	734-68101	734-0101
2002	6 Cyl. 3.4L Eng., Supplied w/ EVO Component	734-70107P1	--
2002	6 Cyl. 3.4L Eng., Supplied w/o EVO Component	734-70107	734-0107
2001-00	4 Cyl. 2.4L Eng. w/ Non-Variable Effort Steering (N40)	734-68101	734-0101
2001-00	4 Cyl. 2.4L Eng. w/ Variable Effort Steering (NV7), Supplied w/ EVO Component	734-68142P1	--
2001-00	4 Cyl. 2.4L Eng. w/ Variable Effort Steering (NV7), Supplied w/o EVO Component	734-68142	734-0142
2001-00	6 Cyl. 3.4L Eng. w/ Non-Variable Effort Steering	734-70102	734-0102
2001-00	6 Cyl. 3.4L Eng. w/ Variable Effort Steering (NV7), Supplied w/ EVO Component	734-70107P1	--
2001-00	6 Cyl. 3.4L Eng. w/ Variable Effort Steering (NV7), Supplied w/o EVO Component	734-70107	734-0107
1999	4 Cyl. 2.4L Eng. w/ Non-Variable Effort Steering	734-68101	734-0101
1999	4 Cyl. 2.4L Eng. w/ Variable Effort Steering (NV7), Supplied w/ EVO Component	734-68142P1	--
1999	4 Cyl. 2.4L Eng. w/ Variable Effort Steering (NV7), Supplied w/o EVO Component	734-68142	734-0142
1999	6 Cyl. 3.1L Eng.	734-70102	734-0102
1999	6 Cyl. 3.4L Eng. w/ Non-Variable Effort Steering	734-70102	734-0102
1999	6 Cyl. 3.4L Eng. w/ Variable Effort Steering (NV7), Supplied w/ EVO Component	734-70107P1	--
1999	6 Cyl. 3.4L Eng. w/ Variable Effort Steering (NV7), Supplied w/o EVO Component	734-70107	734-0107
1998-97	4 Cyl. 2.4L Eng.	734-68101	734-0101
1998-97	6 Cyl. 3.1L Eng. w/ Non-Variable Effort Steering	734-65126	734-0126

Years	Application	With Reservoir	Without Reservoir
<b>PONTIAC (cont'd)</b>			
<b>GRAND AM (Cont'd)</b>			
1998-97	6 Cyl. 3.1L Eng. w/ Variable Effort Steering (NV7), Supplied w/ EVO Component	734-70107P1	--
1998-97	6 Cyl. 3.1L Eng. w/ Variable Effort Steering (NV7), Supplied w/o EVO Component	734-70107	734-0107
1996	4 Cyl. 2.4L Eng. w/ Non-Variable Effort Steering (N40)	734-68101	734-0101
1996	4 Cyl. 2.4L Eng. w/ Variable Effort Steering (NV7), Supplied w/ EVO Component	734-68142P2	--
1996	4 Cyl. 2.4L Eng. w/ Variable Effort Steering (NV7), Supplied w/o EVO Component	734-68142	734-0142
1996	6 Cyl. 3.1L Eng. w/ Non-Variable Effort Steering (N40)	734-65126	734-0126
1996	6 Cyl. 3.1L Eng. w/ Variable Effort Steering (NV7), Supplied w/ EVO Component	734-70107P1	--
1996	6 Cyl. 3.1L Eng. w/ Variable Effort Steering (NV7), Supplied w/o EVO Component	734-70107	734-0107
1995	4 Cyl. 2.3L Eng. w/ Non-Variable Effort Steering (N40)	734-68101	734-0101
1995	4 Cyl. 2.3L Eng. w/ Variable Effort Steering (NV7), Supplied w/ EVO Component	734-68142P2	--
1995	4 Cyl. 2.3L Eng. w/ Variable Effort Steering (NV7), Supplied w/o EVO Component	734-68142	734-0142
1995	6 Cyl. 3.1L Eng. w/ Non-Variable Effort Steering (N40)	734-65126	734-0126
1995	6 Cyl. 3.1L Eng. w/ Variable Effort Steering (NV7), Supplied w/ EVO Component	734-65107P1	--
1995	6 Cyl. 3.1L Eng. w/ Variable Effort Steering (NV7), Supplied w/o EVO Component	734-65107	734-0107
1994	4 Cyl. 2.3L Eng. w/ Non-Variable Effort Steering (N40)	734-67126	734-0126
1994	4 Cyl. 2.3L Eng. w/ Variable Effort Steering (NV7), Supplied w/ EVO Component	734-67107P1	--
1994	4 Cyl. 2.3L Eng. w/ Variable Effort Steering (NV7), Supplied w/o EVO Component	734-67107	734-0107
1994	6 Cyl. 3.1L Eng. w/ Non-Variable Effort Steering (N40)	734-65126	734-0126
1994	6 Cyl. 3.1L Eng. w/ Variable Effort Steering (NV7), Supplied w/ EVO Component	734-70107P1	--
1994	6 Cyl. 3.1L Eng. w/ Variable Effort Steering (NV7), Supplied w/o EVO Component	734-70107	734-0107
1993	4 Cyl. 2.3L Eng. w/ Non-Variable Effort Steering (N40)	734-58139	734-0139

# Power Steering Pump

Years	Application	With Reservoir	Without Reservoir
<b>PONTIAC (cont'd)</b>			
<b>GRAND AM (Cont'd)</b>			
1993	4 Cyl. 2.3L Eng. w/ Variable Effort Steering (NV7), Supplied w/ EVO Component	734-58107P2	--
1993	4 Cyl. 2.3L Eng. w/ Variable Effort Steering (NV7), Supplied w/o EVO Component	734-58107	734-0107
1993	6 Cyl. Eng. w/ Non-Variable Effort Steering (NV7)	734-59126	734-0126
1993	6 Cyl. Eng. w/ Variable Effort Steering (NV7), Supplied w/ EVO Component	734-59107P1	--
1993	6 Cyl. Eng. w/ Variable Effort Steering (NV7), Supplied w/o EVO Component	734-59107	734-0107
1992	4 Cyl. 2.3L Eng. w/ Non-Variable Effort Steering (N40)	734-58139	734-0139
1992	4 Cyl. 2.3L Eng. w/ Variable Effort Steering (NV7), Supplied w/o EVO Component	734-58107	734-0107
1992	4 Cyl. 2.3L Eng. w/ Variable Effort Steering (NV7), Supplied w/ EVO Component	734-58107P1	--
1992	6 Cyl. Eng. w/ Non-Variable Effort Steering (NV7)	734-59126	734-0126
1992	6 Cyl. Eng. w/ Variable Effort Steering (NV7), Supplied w/o EVO Component	734-59107	734-0107
1992	6 Cyl. Eng. w/ Variable Effort Steering (NV7), Supplied w/ EVO Component	734-59107P2	--
1991	4 Cyl. 2.3L Eng.	734-58139	734-0139
1991	4 Cyl. 2.5L Eng.	734-52102	734-0102
1990	4 Cyl. 2.3L Eng. (Quad 4)	733-06127	733-0127
1990	4 Cyl. 2.5L Eng.	734-52102	734-0102
1989	4 Cyl. 2.0L Eng. (VIN Code M)	--	733-0133
1989	4 Cyl. 2.3L Eng. (VIN Code A) (Quad 4)	733-06127	733-0127
1989	4 Cyl. 2.3L Eng. (VIN Code D) (Quad 4)	733-10127	733-0127
1989	4 Cyl. 2.5L Eng. (Stamped PR on Reservoir)	733-04127	733-0127
1989	4 Cyl. 2.5L Eng. (Stamped SJ on Reservoir)	734-52102	734-0102
1988	4 Cyl. 2.0L Eng. (VIN Code M)	--	733-0133
1988	4 Cyl. 2.3L Eng. (VIN Code A) (Quad 4)	733-06127	733-0127
1988	4 Cyl. 2.3L Eng. (VIN Code D) (Quad 4)	733-10127	733-0127
1988	4 Cyl. 2.5L Eng.	733-04127	733-0127
1987	4 Cyl. 2.0L Eng.	--	733-0133
1987	4 Cyl. 2.5L Eng.	733-04127	733-0127
1987	6 Cyl. Eng.	733-14129	733-0129
1986-85	4 Cyl. Eng.	733-09139	733-0139
1986-85	6 Cyl. Eng.	--	733-0129
1980	8 Cyl. 301 Eng. (VIN Code W)	731-2151	731-0127
1980	8 Cyl. 305 Eng. (VIN Code H)	731-2131	731-0127
1979	6 Cyl. 231 Eng. w/ A.C.	732-2150	732-0105
1979	6 Cyl. 231 Eng. w/o A.C.	732-2140	732-0105
1979	8 Cyl. 301 Eng. (VIN Codes W, Y)	732-2150	732-0105
1979	8 Cyl. 305 Eng. (VIN Codes H, U)	732-2159	732-0105
1978	8 Cyl. 301 Eng. (VIN Codes W, Y)	732-2150	732-0105

Years	Application	With Reservoir	Without Reservoir
<b>PONTIAC (cont'd)</b>			
<b>GRAND AM (Cont'd)</b>			
1978	8 Cyl. 305 Eng. (VIN Codes H, U)	732-2159	732-0105
1975	All	732-2156	732-0105
1974-73	8 Cyl. 350 Eng.	732-2108	732-0101
1974-73	8 Cyl. 400, 455 Eng.	732-2132	732-0101
<b>GRAND PRIX</b>			
2008-05	6 Cyl. 3.8L Eng.	734-69130	734-0130
2008-05	8 Cyl. 5.3L Eng.	--	734-0150
2004	All	734-69130	734-0130
2003	6 Cyl. 3.1L Eng.	--	734-0144
2003	6 Cyl. 3.8L Eng.	734-69120	734-0120
2002-97	6 Cyl. 3.1L Eng.	734-70105	734-0105
2002-97	6 Cyl. 3.8L Eng.	734-69120	734-0120
1996	6 Cyl. 3.1L Eng.	734-70105	734-0105
1996	6 Cyl. 3.4L Eng., Supplied w/ EVO Component	734-57107P1	--
1996	6 Cyl. 3.4L Eng., Supplied w/o EVO Component	734-57107	734-0107
1995	6 Cyl. 3.1L Eng.	734-65105	734-0105
1995	6 Cyl. 3.4L Eng., Supplied w/ EVO Component	734-57107P1	--
1995	6 Cyl. 3.4L Eng., Supplied w/o EVO Component	734-57107	734-0107
1994	6 Cyl. 3.1L Eng.	734-65105	734-0105
1994	6 Cyl. 3.4L Eng.	734-57105	734-0105
1993-92	6 Cyl. 3.1L Eng.	734-54105	734-0105
1993-92	6 Cyl. 3.4L Eng.	734-57105	734-0105
1991	4 Cyl. Eng.	734-51135	734-0135
1991	6 Cyl. 3.1L Eng.	734-54105	734-0105
1991	6 Cyl. 3.4L Eng.	734-57105	734-0105
1990	4 Cyl. Eng.	734-51135	734-0135
1990	6 Cyl. Eng.	734-54105	734-0105
1989	6 Cyl. Eng.	734-54105	734-0105
1988	6 Cyl. Eng.	733-01136	733-0136
1987-86	6 Cyl. 3.8L Eng.	731-2164	731-0127
1987-86	6 Cyl. 4.3L Eng.	731-2131	731-0118
1987-86	8 Cyl. Eng.	731-2131	731-0118
1985	6 Cyl. Eng.	731-2164	731-0127
1985	8 Cyl. Gas Eng.	731-2131	731-0118
1984-82	6 Cyl. Eng.	731-2164	731-0127
1984-82	8 Cyl. Diesel Eng.	731-2220	731-0118
1984-82	8 Cyl. Gas Eng.	731-2131	731-0118
1981	6 Cyl. 231 Gas Eng. w/ Air Pump	--	731-0125
1981	6 Cyl. 231 Gas Eng. w/o Air Pump	731-2151	731-0127
1981	8 Cyl. 265 Gas Eng.	731-2151	731-0127
1981	8 Cyl. 267 Gas Eng.	731-2131	731-0118
1981	8 Cyl. 350 Diesel Eng.	731-2220	731-0118
1980	6 Cyl. 231 Eng.	731-2151	731-0127
1980	8 Cyl. 265 Eng. (VIN Code S)	731-2151	731-0127
1980	8 Cyl. 301 Eng. (VIN Code W)	731-2151	731-0127
1980	8 Cyl. 305 Eng. (VIN Code H)	731-2131	731-0118
1979-78	6 Cyl. 231 Eng. w/ A.C.	732-2150	732-0105

## Power Steering Pump

Years	Application	With Reservoir	Without Reservoir
<b>PONTIAC (cont'd)</b>			
<b>GRAND PRIX (Cont'd)</b>			
1979-78	6 Cyl. 231 Eng. w/o A.C.	732-2140	732-0105
1979-78	8 Cyl. 301 Eng. (VIN Codes W, Y)	732-2150	732-0105
1979-78	8 Cyl. 305 Eng. (VIN Codes H, U)	732-2159	732-0105
1977	8 Cyl. 301 Eng. (VIN Code Y)	732-2156	732-0105
1977	8 Cyl. 350 Eng. (VIN Code P)	732-2156	732-0105
1977	8 Cyl. 350 Eng. (VIN Code R)	732-2158	732-0105
1977	8 Cyl. 400 Eng. (VIN Code Z)	732-2156	732-0105
1977	8 Cyl. 403 Eng. (VIN Code K)	732-2158	732-0105
1976	All	732-2156	732-0105
1975	All	732-2140	732-0105
1974-73	All	732-2108	732-0101
1972-71	All	732-2128	732-0101
1970-67	8 Cyl. Eng.	732-2121	732-0101
1966-65	8 Cyl. Eng.	732-2113	732-0103
1964	8 Cyl. Eng.	--	732-0103
1963-62	8 Cyl. Eng.	--	736-0101
<b>GTO</b>			
2006-05	All	--	730-0115
2004	All	--	730-0116
<b>LAURENTIAN (Canada)</b>			
1981	6 Cyl. 231 Eng. (VIN Code A)	731-2164	731-0127
1981	8 Cyl. 4.4L & 5.0L Gas Eng.	731-2131	731-0127
1981	8 Cyl. Diesel Eng.	731-2222	731-0118
1980	6 Cyl. 229 Eng. (VIN Code K)	731-2171	731-0118
1980	8 Cyl. Diesel Eng.	731-2222	731-0118
1980	8 Cyl. Gas Eng.	731-2131	731-0127
1979	6 Cyl. 250 Eng. w/ Air Pump	732-2157	732-0105
1979	6 Cyl. 250 Eng. w/o Air Pump	732-2138	732-0105
1979	8 Cyl. 305 & 350 Eng.	732-2159	732-0105
1978-77	6 Cyl. 250 Eng. w/ Air Pump	732-2157	732-0105
1978-77	6 Cyl. 250 Eng. w/o Air Pump	732-2138	732-0105
1978-77	8 Cyl. 305 & 350 Eng. w/ 1 Mounting Hole in Reservoir	732-2139	732-0105
1978-77	8 Cyl. 305 & 350 Eng. w/ 2 Mounting Holes/Studs in Reservoir	732-2137	732-0105
1976	8 Cyl. 5.7L & 6.6L Eng.	732-2154	732-0105
<b>LEMANS, GTO, TEMPEST (Exc. Canada)</b>			
1993-91	All	--	733-0116
1990	4 Cyl. 1.6L Eng.	--	733-0115
1990	4 Cyl. 2.0L Eng.	--	733-0123
1989-88	4 Cyl. 1.6L Eng.	--	733-0115
1989-88	4 Cyl. 2.0L Eng. (VIN Code K)	--	733-0123
1981	6 Cyl. 229 Eng. (VIN Code K)	731-2131	731-0127
1981	6 Cyl. 231 Eng. w/ Air Pump	--	731-0125
1981	6 Cyl. 231 Eng. w/o Air Pump	731-2151	731-0127
1981	8 Cyl. 265 Eng. (VIN Code S)	731-2151	731-0127
1981	8 Cyl. 267 Eng. (VIN Code J)	731-2131	731-0127
1981	8 Cyl. 301 Eng. (VIN Code W)	731-2151	731-0127
1981	8 Cyl. 305 Eng. (VIN Code H)	731-2131	731-0127
1980	6 Cyl. 229 Eng. (VIN Code K)	731-2131	731-0127
1980	6 Cyl. 231 Eng.	731-2151	731-0127

Years	Application	With Reservoir	Without Reservoir
<b>PONTIAC (cont'd)</b>			
<b>LEMANS, GTO, TEMPEST (Exc. Canada) (Cont'd)</b>			
1980	8 Cyl. 265 Eng. (VIN Code S)	731-2151	731-0127
1980	8 Cyl. 267 Eng. (VIN Code J)	731-2131	731-0127
1980	8 Cyl. 301 Eng. (VIN Code W)	731-2151	731-0127
1980	8 Cyl. 305 Eng. (VIN Code H)	731-2131	731-0127
1979-78	6 Cyl. 231 Eng. w/ A.C.	732-2150	732-0105
1979-78	6 Cyl. 231 Eng. w/o A.C.	732-2140	732-0105
1979-78	8 Cyl. 301 Eng. (VIN Codes W, Y)	732-2150	732-0105
1979-78	8 Cyl. 305 Eng. (VIN Codes H, U)	732-2159	732-0105
1979-78	8 Cyl. 350 Eng. (VIN Code L)	732-2159	732-0105
1977	6 Cyl. 231 Eng.	732-2150	732-0105
1977	8 Cyl. 301 Eng. (VIN Code Y)	732-2150	732-0105
1977	8 Cyl. 305 Eng. (VIN Code U) w/ 1 Mounting Hole in Reservoir	732-2139	732-0105
1977	8 Cyl. 305 Eng. (VIN Code U) w/ 2 Mounting Holes/Studs in Reservoir	732-2137	732-0105
1977	8 Cyl. 350 Eng. (VIN Code P)	732-2150	732-0105
1977	8 Cyl. 350 Eng. (VIN Code R)	732-2158	732-0105
1977	8 Cyl. 400 Eng. (VIN Code Z)	732-2150	732-0105
1977	8 Cyl. 403 Eng. (VIN Code K)	732-2158	732-0105
1976	6 Cyl. 250 Eng. w/ Air Pump, w/ A.C.	732-2157	732-0105
1976	6 Cyl. 250 Eng. w/ Air Pump, w/o A.C.	732-2138	732-0105
1976	6 Cyl. 250 Eng. w/o Air Pump	732-2138	732-0105
1976	8 Cyl. (Exc. 260 Eng.)	732-2156	732-0105
1976	8 Cyl. 260 Eng.	732-2155	732-0105
1975	6 Cyl. Eng. w/ Air Pump, w/ A.C.	732-2157	732-0105
1975	6 Cyl. Eng. w/ Air Pump, w/o A.C.	732-2138	732-0105
1975	6 Cyl. Eng. w/o Air Pump	732-2138	732-0105
1975	8 Cyl. Eng.	732-2156	732-0105
1974-73	6 Cyl. Eng.	732-2109	732-0101
1974-73	8 Cyl. 350 Eng.	732-2108	732-0101
1974-73	8 Cyl. 400, 455 Eng.	732-2132	732-0101
1972-71	6 Cyl. Eng.	732-2108	732-0101
1972-71	8 Cyl. Eng.	732-2128	732-0101
1970	6 Cyl. Eng.	732-2108	732-0101
1970	8 Cyl. Eng.	732-2121	732-0101
1969-67	6 & 8 Cyl. Eng.	732-2121	732-0101
1966	6 & 8 Cyl. Eng.	732-2113	732-0103
1965	6 Cyl. Eng.	--	732-0103
1965	8 Cyl. Eng.	732-2113	732-0103
1964	6 Cyl. Eng.	--	732-0103
1964	8 Cyl. Eng.	732-2116	732-0103
1963-61	All	--	732-0103
<b>PARISIENNE</b>			
1986	6 Cyl. Eng.	731-2171	731-0118
1986	8 Cyl. 5.0L Eng. (VIN Code H)	731-2131	731-0118
1986	8 Cyl. 5.0L Eng. (VIN Code Y)	731-2134	731-0118
1985	6 Cyl. 3.8L Eng.	731-2164	731-0127
1985	6 Cyl. 4.3L Eng.	731-2171	731-0118
1985	8 Cyl. 5.0L Gas Eng. (Exc. Wagon)	731-2131	731-0118
1985	8 Cyl. 5.0L Gas Eng. Wagon	731-2229	731-0127
1985	8 Cyl. 5.7L Diesel Eng.	731-2222	731-0118

# Power Steering Pump

Years	Application	With Reservoir	Without Reservoir
<b>PONTIAC (cont'd)</b>			
<b>PARISIENNE (Cont'd)</b>			
1984	6 Cyl. 3.8L Gas Eng. (VIN Code 9)	731-2171	731-0118
1984	6 Cyl. 3.8L Gas Eng. (VIN Code A)	731-2164	731-0127
1984	8 Cyl. 5.0L Gas Eng. (Exc. Wagon)	731-2131	731-0118
1984	8 Cyl. 5.0L Gas Eng. Wagon	731-2229	731-0127
1984	8 Cyl. 5.7L Diesel Eng.	731-2222	731-0118
1983	6 Cyl. Eng.	731-2171	731-0118
1983	8 Cyl. Diesel Eng.	731-2222	731-0118
1983	8 Cyl. Gas Eng.	731-2131	731-0118
1982	6 Cyl. Eng.	731-2164	731-0127
1982	8 Cyl. 5.0L Gas Eng.	731-2131	731-0127
1982	8 Cyl. 5.7L Diesel Eng.	731-2222	731-0118
1981	6 Cyl. 231 Eng. (VIN Code A)	731-2164	731-0127
1981	8 Cyl. 4.4L & 5.0L Gas Eng.	731-2131	731-0127
1981	8 Cyl. 5.7L Diesel Eng.	731-2222	731-0118
1980	6 Cyl. 229 Eng. (VIN Code K)	731-2171	731-0118
1980	8 Cyl. Diesel Eng.	731-2222	731-0118
1980	8 Cyl. Gas Eng.	731-2131	731-0127
1979	6 Cyl. 250 Eng. w/ Air Pump	732-2157	732-0105
1979	6 Cyl. 250 Eng. w/o Air Pump	732-2138	732-0105
1979	8 Cyl. 305 & 350 Eng.	732-2159	732-0105
1978-77	6 Cyl. 250 Eng. w/ Air Pump	732-2157	732-0105
1978-77	6 Cyl. 250 Eng. w/o Air Pump	732-2138	732-0105
1978-77	8 Cyl. 305 & 350 Eng. w/ 1 Mounting Hole in Reservoir	732-2139	732-0105
1978-77	8 Cyl. 305 & 350 Eng. w/ 2 Mounting Holes/Studs in Reservoir	732-2137	732-0105
1976	8 Cyl. 5.7L & 6.6L Eng.	732-2154	732-0105
<b>PHOENIX, VENTURA, VENTURA II</b>			
1984-81	4 Cyl. Eng.	731-2166	731-0111
1984-81	6 Cyl. Eng.	731-2169	731-0115
1980	4 Cyl. Eng.	731-2168	731-0125
1980	6 Cyl. Eng.	731-2167	731-0127
1979	4 Cyl. 151 Eng.	732-2156	732-0105
1979	6 Cyl. 231 Eng. w/ A.C.	732-2150	732-0105
1979	6 Cyl. 231 Eng. w/o A.C.	732-2139	732-0105
1979	8 Cyl. 305 & 350 Eng.	732-2159	732-0105
1978	4 Cyl. 151 Eng.	732-2156	732-0105
1978	6 Cyl. 231 Eng. w/ A.C.	732-2150	732-0105
1978	6 Cyl. 231 Eng. w/o A.C.	732-2140	732-0105
1978	8 Cyl. 305 & 350 Eng. w/ 1 Mounting Hole in Reservoir	732-2139	732-0105
1978	8 Cyl. 305 & 350 Eng. w/ 2 Mounting Holes/Studs in Reservoir	732-2137	732-0105
1977	4 Cyl. 151 Eng.	732-2156	732-0105
1977	6 Cyl. 231 Eng.	732-2150	732-0105
1977	8 Cyl. 301 Eng.	732-2150	732-0105
1977	8 Cyl. 305 Eng. (VIN Code U) w/ 1 Mounting Hole in Reservoir	732-2139	732-0105
1977	8 Cyl. 305 Eng. (VIN Code U) w/ 2 Mounting Holes/Studs in Reservoir	732-2137	732-0105
1977	8 Cyl. 350 Eng. (VIN Code L) w/ 1 Mounting Hole in Reservoir	732-2139	732-0105

Years	Application	With Reservoir	Without Reservoir
<b>PONTIAC (cont'd)</b>			
<b>PHOENIX, VENTURA, VENTURA II (Cont'd)</b>			
1977	8 Cyl. 350 Eng. (VIN Code L) w/ 2 Mounting Holes/Studs in Reservoir	732-2137	732-0105
1977	8 Cyl. 350 Eng. (VIN Code R)	732-2155	732-0105
1976	6 Cyl. Eng. w/ Air Pump	732-2157	732-0105
1976	6 Cyl. Eng. w/o Air Pump	732-2138	732-0105
1976	8 Cyl. 260 Eng. (VIN Code F)	732-2155	732-0105
1976	8 Cyl. 350 Eng. (VIN Codes H, J)	732-2140	732-0105
1975	6 Cyl. Eng. w/ A.C.	732-2157	732-0105
1975	6 Cyl. Eng. w/o A.C.	732-2138	732-0105
1975	8 Cyl. 260 Eng. (VIN Code F)	732-2155	732-0105
1975	8 Cyl. 350 Eng. (VIN Codes H, J) w/ 1 Mounting Hole in Reservoir	732-2139	732-0105
1975	8 Cyl. 350 Eng. (VIN Codes H, J) w/ 2 Mounting Holes/Studs in Reservoir	732-2137	732-0105
1974-73	6 Cyl. Eng.	732-2109	732-0101
1974-73	8 Cyl. Eng.	732-2128	732-0101
1972-71	6 Cyl. Eng.	732-2108	732-0101
1972-71	8 Cyl. 307 Eng.	732-2108	732-0101
1972-71	8 Cyl. 350 Eng.	732-2128	732-0101
<b>SOLSTICE</b>			
2009-06	All	--	730-0119
<b>SUNBIRD, ASTRE, J2000</b>			
1994-92	4 Cyl. Eng.	--	734-0124
1994-92	6 Cyl. Eng.	734-55126	734-0126
1991	4 Cyl. (1st Design) w/ 16.9 mm Diameter Pulley Shaft	--	733-0133
1991	4 Cyl. (2nd Design) w/ 19.0 mm Diameter Pulley Shaft	--	734-0118
1991	6 Cyl. Eng.	734-55126	734-0126
1990-88	4 Cyl. Eng.	--	733-0133
1987	4 Cyl. Eng.	--	733-0123
1986-85	4 Cyl. 1.8L Eng. (VIN Code J)	--	733-0123
1986-85	4 Cyl. 1.8L Eng. (VIN Code O)	--	735-0112
1986-85	4 Cyl. 2.0L Eng.	733-08139	733-0139
1984	4 Cyl. Eng. (Exc. VIN Code J)	--	735-0112
1984	4 Cyl. Eng. (VIN Code J)	--	733-0123
1983-82	4 Cyl. Eng.	--	735-0112
1980	4 Cyl. 151 Eng.	731-2180	731-0109
1980	6 Cyl. 231 Eng.	731-2149	731-0127
1979-78	4 Cyl. 151 Eng. w/ 1 Mounting Hole in Reservoir	732-2139	732-0105
1979-78	4 Cyl. 151 Eng. w/ 2 Mounting Holes/Studs in Reservoir	732-2137	732-0105
1979-78	6 Cyl. 231 Eng.	732-2148	732-0106
1979-78	8 Cyl. 305 Eng.	732-2153	732-0105
1977	4 Cyl. 140 Eng. (VIN Code B)	732-2157	732-0105
1977	4 Cyl. 151 Eng. (VIN Code V) w/ 1 Mounting Hole in Reservoir	732-2139	732-0105
1977	4 Cyl. 151 Eng. (VIN Code V) w/ 2 Mounting Holes/Studs in Reservoir	732-2137	732-0105
1977	6 Cyl. 231 Eng.	732-2148	732-0106
1976	4 Cyl. 140 Eng.	732-2157	732-0105

## Power Steering Pump

Years	Application	With Reservoir	Without Reservoir
<b>PONTIAC (cont'd)</b>			
<b>SUNBIRD, ASTRE, J2000 (Cont'd)</b>			
1976	6 Cyl. 231 Eng.	732-2148	732-0106
1975	4 Cyl. Eng.	732-2147	732-0106
<b>SUNBURST (Canada)</b>			
1988-85	4 Cyl. Eng.	--	733-0134
<b>SUNFIRE</b>			
2005-03	All	734-68101	734-0101
2002	4 Cyl. 2.2L Eng. (VIN Code 4)	734-76105	734-0105
2002	4 Cyl. 2.2L Eng. (VIN Code F)	--	734-0101
2002	4 Cyl. 2.4L Eng.	734-68101	734-0101
2001-97	4 Cyl. 2.2L Eng.	734-76105	734-0105
2001-97	4 Cyl. 2.4L Eng.	734-68101	734-0101
1996	4 Cyl. 2.2L Eng. (3/4" Shaft)	734-76105	734-0105
1996	4 Cyl. 2.2L Eng. (5/8" Shaft)	--	733-0136
1996	4 Cyl. 2.4L Eng.	734-68101	734-0101
1995	4 Cyl. 2.2L Eng. (3/4" Shaft)	734-76105	734-0105
1995	4 Cyl. 2.2L Eng. (5/8" Shaft)	--	733-0136
1995	4 Cyl. 2.3L Eng. w/ Non-Variable Effort Steering (N40)	734-68101	734-0101
1995	4 Cyl. 2.3L Eng. w/ Variable Effort Steering (NV7), Supplied w/ EVO Component	734-68142P2	--
1995	4 Cyl. 2.3L Eng. w/ Variable Effort Steering (NV7), Supplied w/o EVO Component	734-68142	734-0142
<b>SUNRUNNER (Canada)</b>			
1997-96	All	--	930-0101
1995-94	4 Cyl. Eng.	--	990-0415
<b>T-1000</b>			
1987-81	4 Cyl. Eng.	--	735-0113
<b>TEMPEST (Canada)</b>			
1991-90	4 Cyl. Eng.	734-56126	734-0126
1991-90	6 Cyl. Eng.	734-55126	734-0126
1989-88	4 Cyl. Eng.	733-05127	733-0127
1989-88	6 Cyl. Eng.	733-03127	733-0127
1987	4 Cyl. Eng.	733-05127	733-0127
1987	6 Cyl. Eng. w/ Heavy Duty Suspension (F41)	733-03127	733-0127
1987	6 Cyl. Eng. w/o Heavy Duty Suspension (F41)	733-05127	733-0127
<b>VIBE</b>			
2008-07	All	--	990-0639
2006-03	All (Exc. GT)	--	990-0639
2006-03	GT	--	990-0221
<b>WAVE, WAVE5 (Canada)</b>			
2008	Hatchback	--	733-0144
2007	Hatchback	--	733-0144
2007	Sedan	--	733-0146
2006-05	All	--	733-0146

Years	Application	With Reservoir	Without Reservoir
<b>PONTIAC TRUCKS</b>			
<b>AZTEK</b>			
2005-02	All	734-70137	734-0137
2001	All	734-70102	734-0102
<b>MONTANA APV, TRANS SPORT VAN</b>			
2005-04	All	734-70137	734-0137
2003-96	All	734-70102	734-0102
1995-92	6 Cyl. 3.1L Eng.	733-01139	733-0139
1995-92	8 Cyl. 3.8L Eng.	734-60103	734-0103
1991-90	6 Cyl. Eng.	733-01139	733-0139
<b>MONTANA SV6</b>			
2009-07	6 Cyl. 3.9L Eng.	--	734-0137
2006	6 Cyl. 3.5L Eng.	--	734-0137
2006	6 Cyl. 3.9L Eng.	--	734-0137
2005	6 Cyl. 3.5L Eng.	734-70137	734-0137
2005	6 Cyl. 3.9L Eng.	734-70137	734-0137
<b>TORRENT</b>			
2009-08	6 Cyl. 3.6L Eng.	--	730-0127
<b>PORSCHE</b>			
<b>911</b>			
2012	All w/ Turbo, w/ A.T. 3.8L Eng.	--	990-1184
2012	All w/ Turbo, w/ M.T. 3.8L Eng.	--	990-1246
2011	All w/ Turbo (Exc. GT2) w/ A.T.	--	990-1184
2011	All w/ Turbo (Exc. GT2) w/ M.T.	--	990-1246
2011	All w/ Turbo (GT2)	--	990-1057
2011	All w/o Turbo (Exc. GT3)	--	990-1184
2011	All w/o Turbo (GT3) 3.8L Eng.	--	990-1057
2011	All w/o Turbo (GT3) 4.0L Eng.	--	990-1184
2010	All w/ Turbo w/ A.T.	--	990-1184
2010	All w/ Turbo w/ M.T.	--	990-1153
2010	All w/o Turbo (Exc. GT3)	--	990-1184
2010	All w/o Turbo (GT3)	--	990-1057
2009	All w/ Turbo (Exc. GT2) w/ A.T.	--	990-1057
2009	All w/ Turbo (Exc. GT2) w/ M.T.	--	990-1058
2009	All w/ Turbo (GT2)	--	990-1057
2009	All w/o Turbo	--	990-1184
2008-07	All w/ Turbo w/ A.T.	--	990-1057
2008-07	All w/ Turbo w/ M.T.	--	990-1058
2008-07	All w/o Turbo (Exc. GT3, GT3 RS)	--	990-0511
2008-07	All w/o Turbo (GT3, GT3 RS)	--	990-1057
2006	All	--	990-0511
2005	All (Exc. Turbo)	--	990-0511
2005	Turbo w/ A.T.	--	990-1057
2005	Turbo w/ M.T.	--	990-1059
2004	All (Exc. Turbo)	--	990-0511
2004	Turbo w/ A.T.	--	990-1057
2004	Turbo w/ M.T.	--	990-1058
2003-02	All (Exc. Turbo)	--	990-0511
2003-02	Turbo w/ A.T.	--	990-1057
2003-02	Turbo w/ M.T.	--	990-1059
2001	All (Exc. Turbo)	--	990-0511
2001	Turbo w/ A.T.	--	990-1057

## Power Steering Pump

Years	Application	With Reservoir	Without Reservoir
<b>PORSCHE (cont'd)</b>			
<b>911 (Cont'd)</b>			
2001	Turbo w/ M.T.	--	990-1059
2000-99	All	--	990-0511
1998	All (Exc. Turbo)	--	990-0142
1997-96	All (Exc. Turbo)	--	990-0142
1997-96	All Turbo	--	990-1060
1995-94	6 Cyl. 3.6L Eng.	--	990-0142
1993-89	All	--	990-0147
<b>924</b>			
1988-87	All	--	990-0427
<b>928</b>			
1995-85	All	--	990-0148
1984-80	All	--	990-0146
<b>944</b>			
1991-89	All	--	990-0427
1988-87	All (Exc. Turbo)	--	990-0431
1988-87	All Turbo	--	990-0427
1986	All (Exc. Turbo) w/ Pressure Sensor	--	990-0431
1986	All (Exc. Turbo) w/o Pressure Sensor	--	990-0427
1986	All Turbo	--	990-0427
1985	All (Before 2/85)	--	990-0427
1985	All (Exc. Turbo) w/ Pressure Sensor (From 2/85)	--	990-0431
1985	All (Exc. Turbo) w/o Pressure Sensor (From 2/85)	--	990-0427
1985	All Turbo	--	990-0427
1984-83	All	--	990-0427
<b>968</b>			
1995-92	All	--	990-0427
<b>BOXSTER</b>			
2012-09	All	--	990-1152
2008-97	All	--	990-0511
<b>CARRERA GT</b>			
2005	All	--	990-1061
2004	All	--	990-1062
<b>CAYMAN</b>			
2012-11	All	--	990-1259
2010-09	All	--	990-1152
2008-06	All	--	990-0511
<b>PANAMERA</b>			
2013	4.8L Eng., w/ Air Suspension	--	990-1157
2013	4.8L Eng., w/o Air Suspension	--	990-1244
2012	3.6L Eng., w/o Air Suspension	--	990-1244
2012	4.8L Eng., w/ Air Suspension	--	990-1157
2012	4.8L Eng., w/o Air Suspension	--	990-1244
2011	3.6L Eng., w/o Air Suspension	--	990-1189
2011	4.8L Eng., w/ Air Suspension	--	990-1157
2011	4.8L Eng., w/o Air Suspension	--	990-1189
2010	4.8L Eng., w/ Air Suspension	--	990-1157
2010	4.8L Eng., w/o Air Suspension	--	990-1189

Years	Application	With Reservoir	Without Reservoir
<b>PORSCHE TRUCKS</b>			
<b>CAYENNE</b>			
2014-12	3.6L Eng. w/ Active Sway Bar	--	990-1064
2014-12	3.6L Eng. w/o Active Sway Bar	--	990-1243
2014-12	4.8L Eng. w/ Active Sway Bar	--	990-1166
2014-12	4.8L Eng. w/o Active Sway Bar	--	990-1242
2011	3.0L Eng.	--	990-1245
2011	3.6L Eng. w/ Active Sway Bar	--	990-1064
2011	3.6L Eng. w/o Active Sway Bar (w/ OE # 958 314 050 10)	--	990-1243
2011	3.6L Eng. w/o Active Sway Bar (w/ OE # 958 314 050 20)	--	990-1244
2011	4.8L Eng. w/ Active Sway Bar	--	990-1166
2011	4.8L Eng. w/o Active Sway Bar	--	990-1242
2010-09	3.6L Eng. w/ Active Sway Bar	--	990-1064
2010-09	3.6L Eng. w/o Active Sway Bar	--	990-1183
2010-09	4.8L Eng. w/ Active Sway Bar	--	990-1166
2010-09	4.8L Eng. w/o Active Sway Bar	--	990-1065
2008	3.6L Eng. w/ Active Sway Bar	--	990-1064
2008	3.6L Eng. w/o Active Sway Bar	--	990-1063
2008	4.8L Eng. w/ Active Sway Bar	--	990-1066
2008	4.8L Eng. w/o Active Sway Bar	--	990-1065
2006-05	3.2L Eng.	--	990-1063
2006-05	4.5L Eng.	--	990-1067
2004	3.2L Eng.	--	990-1068
2004	4.5L Eng.	--	990-1067
2003	4.5L Eng.	--	990-1067
<b>RENAULT</b>			
<b>ALLIANCE, ENCORE, GTA</b>			
1987-86	1.4L Eng.	--	735-0112
1987-86	1.7L & 2.0L Eng.	--	990-0291
1985	1.4L Eng.	--	735-0112
1985	1.7L Eng.	--	990-0291
1984	1.4L Eng.	--	735-0112
1983	1.4L Eng.	--	735-0112
<b>FUEGO, SPORTWAGON, 18i</b>			
1986	4 Cyl. 2.2L Eng.	--	733-0123
1985-84	4 Cyl. 1.6L Eng.	731-2211	731-0108
1985-84	4 Cyl. 2.2L Eng.	--	733-0123
1983-80	4 Cyl. 1.6L Eng.	731-2211	731-0108
<b>SAAB</b>			
<b>9-2X</b>			
2006	2.5i	--	990-0802
2006	Aero	--	990-0769
2005	2.0L Eng.	--	990-0769
2005	2.5L Eng.	--	990-0801
<b>9-3</b>			
2011-10	All	--	990-0797
2009	4 Cyl. Eng.	--	990-0797
2009	6 Cyl. Eng. (AWD)	--	990-1169
2009	6 Cyl. Eng. (FWD)	--	990-0798

## Power Steering Pump

Years	Application	With Reservoir	Without Reservoir
<b>SAAB (cont'd)</b>			
<b>9-3 (Cont'd)</b>			
2008-07	4 Cyl. Eng.	--	990-0797
2008-07	6 Cyl. Eng.	--	990-0798
2006-04	All	--	990-0797
2003	All (Exc. SE)	--	990-0797
2003	SE Only	--	990-0537
2002-00	All	--	990-0537
1999	All	--	734-0109
<b>9-3X</b>			
2010	All	--	990-0797
<b>9-4X</b>			
2011	2.8L Eng.	--	930-0115
2011	3.0L Eng.	--	920-0144
<b>9-5</b>			
2011	4 Cyl. 2.0L Eng.	--	990-1261
2011	6 Cyl. 2.8L Eng.	--	990-1260
2010	6 Cyl. 2.8L Eng.	--	990-1260
2009-04	All	--	990-0536
2003-02	4 Cyl. 2.3L Eng.	--	990-0536
2003-02	6 Cyl. 3.0L Eng.	--	990-0535
2001-99	4 Cyl. 2.3L Eng.	--	990-0536
2001-99	6 Cyl. 3.0L Eng.	--	990-0533
<b>99</b>			
1978-75	All	--	990-0399
1974	All	--	732-0104
<b>900</b>			
1997-94	4 Cyl. Eng.	--	734-0109
1997-94	6 Cyl. 2.5L Eng.	--	734-0110
1993-91	All	--	733-0123
1990-81	All w/ Remote Fill	--	733-0123
1990-81	All w/o Remote Fill	731-2199	731-0113
1980-79	All	731-2159	731-0128
<b>9000</b>			
1997-95	4 Cyl. 2.3L Eng.	--	733-0109
1997-95	6 Cyl. 3.0L Eng.	--	734-0111
1994-92	All	--	733-0109
1991-89	All w/ 115 AMP Alternator	--	733-0109
1991-89	All w/ 80 AMP Alternator	--	733-0108
1988-86	All	--	733-0108
<b>SAAB TRUCKS</b>			
<b>9-7X</b>			
2009-08	6 Cyl. 4.2L Eng.	734-72132	734-0132
2009-08	8 Cyl. 5.3L Eng.	--	734-0132
2009-08	8 Cyl. 6.0L Eng.	--	734-0155
2007-05	6 Cyl. 4.2L Eng.	734-72132	734-0132
2007-05	8 Cyl. 5.3L Eng.	--	734-0132

Years	Application	With Reservoir	Without Reservoir
<b>SATURN</b>			
<b>AURA</b>			
2009	6 Cyl. 3.6L Eng.	--	730-0121
2008-07	6 Cyl. 3.5L Eng.	--	734-0137
2008-07	6 Cyl. 3.6L Eng.	--	730-0121
<b>L SERIES</b>			
2005	6 Cyl. 3.0L Eng.	--	734-0127
2004	4 Cyl. 2.2L Eng.	734-68101	734-0101
2004	6 Cyl. 3.0L Eng.	--	734-0127
2003-00	4 Cyl. Eng.	734-68101	734-0101
2003-00	6 Cyl. 3.0L Eng.	--	734-0127
<b>S SERIES (Sedan, Coupe, Wagon)</b>			
2002-00	All w/ Non-Variable Effort Steering (N40)	734-64102	734-0102
2002-00	All w/ Variable Effort Steering (NV7), Supplied w/ EVO Component	734-64153P1	--
2002-00	All w/ Variable Effort Steering (NV7), Supplied w/o EVO Component	734-64153	734-0153
1999-97	All DOHC, Supplied w/ EVO Component	734-64116P1	--
1999-97	All DOHC, Supplied w/o EVO Component	734-64116	734-0116
1999-97	All SOHC Eng.	734-64102	734-0102
1996	All DOHC (From VIN #TZ371463), Supplied w/ EVO Component	734-64116P1	--
1996	All DOHC (To VIN #TZ371462), Supplied w/ EVO Component	734-64116P2	--
1996	All DOHC, Supplied w/o EVO Component	734-64116	734-0116
1996	All SOHC w/ Non-Variable Effort Steering (N40)	734-64102	734-0102
1996	All SOHC w/ Variable Effort Steering (NV7), Supplied w/ EVO Component	734-64116P2	--
1996	All SOHC w/ Variable Effort Steering (NV7), Supplied w/o EVO Component	734-64116	734-0116
1995	All DOHC w/ 2 Threaded Mounting Holes & 1 Through Hole, Supplied w/ EVO Component	734-64116P2	--
1995	All DOHC w/ 2 Threaded Mounting Holes & 1 Through Hole, Supplied w/o EVO Component	734-64116	734-0116
1995	All DOHC w/ 3 Threaded Mounting Holes	734-64145	734-0145
1995	All SOHC w/ Non-Variable Effort Steering (N40)	734-64102	734-0102
1995	All SOHC w/ Variable Effort Steering (NV7), w/ 2 Threaded Mounting Holes & 1 Through Hole, Supplied w/ EVO Component	734-64116P2	--
1995	All SOHC w/ Variable Effort Steering (NV7), w/ 2 Threaded Mounting Holes & 1 Through Hole, Supplied w/o EVO Component	734-64116	734-0116
1995	All SOHC w/ Variable Effort Steering (NV7), w/ 3 Threaded Mounting Holes	734-64145	734-0145
1994-91	All w/ 2 Threaded Mounting Holes & 1 Through Hole, Supplied w/ EVO Component	734-64116P2	--
1994-91	All w/ 2 Threaded Mounting Holes & 1 Through Hole, Supplied w/o EVO Component	734-64116	734-0116



## Power Steering Pump

Years	Application	With Reservoir	Without Reservoir
<b>SATURN (cont'd)</b>			
<b>S SERIES (Sedan, Coupe, Wagon) (Cont'd)</b>			
1994-91	All w/ 3 Threaded Mounting Holes	734-64145	734-0145
<b>SKY</b>			
2010-07	All	--	730-0119
<b>SATURN TRUCKS</b>			
<b>OUTLOOK</b>			
2010-07	All	--	730-0127
<b>RELAY</b>			
2007	6 Cyl. 3.9L Eng.	--	734-0137
2006	6 Cyl. 3.5L Eng.	--	734-0137
2006	6 Cyl. 3.9L Eng.	--	734-0137
2005	6 Cyl. 3.5L Eng.	734-70137	734-0137
<b>VUE</b>			
2010-09	All 3.5L Eng.	--	734-0156
2010-09	All 3.6L Eng.	--	730-0127
2008	All 3.5L Eng.	--	730-0140
2008	All 3.6L Eng.	--	730-0127
<b>SCION</b>			
<b>TC</b>			
2010-05	All	--	990-1108
<b>XA</b>			
2006-04	All	--	990-0220
<b>XB</b>			
2006-04	All	--	990-0220
<b>STERLING</b>			
<b>825 Series</b>			
1988-87	All	--	990-0165
<b>827 Series</b>			
1990-89	All	--	990-0165
<b>SUBARU</b>			
<b>3 DOOR</b>			
1989-86	All (Exc. Turbo)	--	990-0280
1989-86	All Turbo	--	990-0768
<b>4 DOOR, STATION WAGON</b>			
1989-85	All (Exc. Turbo)	--	990-0280
1989-85	All Turbo	--	990-0768
1984-83	All (Exc. Turbo)	--	990-0281
1984-83	All Turbo	--	990-0338
1982-81	All	--	990-0281
<b>HARDTOP</b>			
1984	All (Exc. Turbo)	--	990-0281
1984	All Turbo	--	990-0338
1983	All	--	990-0281
1982-81	All	--	990-0281
<b>IMPREZA</b>			
2015	All Turbo (WRX STI Models)	--	990-0762
2014	All Turbo (Exc. WRX STI Models)	--	990-0766
2014	All Turbo (WRX STI Models)	--	990-0762
2012-11	All (Exc. Turbo)	--	990-0763

Years	Application	With Reservoir	Without Reservoir
<b>SUBARU (cont'd)</b>			
<b>IMPREZA (Cont'd)</b>			
2012-11	All Turbo (Exc. WRX STI Models)	--	990-0766
2012-11	All Turbo (WRX STI Models)	--	990-0762
2010	All (Exc. Turbo)	--	990-0763
2010	All Turbo (Exc. WRX STI Models)	--	990-0764
2010	All Turbo (WRX STI Models)	--	990-0762
2009-08	All (Exc. WRX, WRX STI)	--	990-0763
2009-08	All WRX	--	990-0764
2009-08	All WRX STI	--	990-0762
2007-06	All (Exc. Turbo)	--	990-0761
2007-06	All Turbo	--	990-0769
2005-04	All (Exc. WRX STI)	--	990-0771
2005-04	All WRX STI	--	990-0769
2003	4 Cyl. 2.0L Eng.	--	990-0543
2003	4 Cyl. 2.5L Eng.	--	990-0771
2002	4 Cyl. 2.0L Eng.	--	990-0543
2002	4 Cyl. 2.5L Eng.	--	990-0767
2001-99	All	--	990-0169
1998-97	All	--	990-0470
1996-95	4 Cyl. 1.8L Eng.	--	990-0457
1996-95	4 Cyl. 2.2L Eng.	--	990-0443
1994-93	All	--	990-0423
<b>LEGACY</b>			
2014-13	3.6L Eng.	--	990-1131
2012-10	2.5L Eng. (Exc. Turbo)	--	990-1205
2012-10	2.5L Eng. Turbo	--	990-1131
2012-10	3.6L Eng.	--	990-1131
2009-08	2.5L Eng.	--	990-0766
2009-08	3.0L Eng.	--	990-0757
2007	All	--	990-0766
2006-05	All	--	990-0766
2004-00	All	--	990-0227
1999-97	All	--	990-0470
1996-95	All	--	990-0443
1994-93	All	--	990-0407
1992-90	All	--	990-0364
<b>LOYALE</b>			
1994-91	All	--	990-0280
1990	All (Exc. Turbo)	--	990-0280
1990	All Turbo	--	990-0768
<b>OUTBACK</b>			
2014-13	6 Cyl. Eng.	--	990-1131
2012-10	4 Cyl. Eng.	--	990-1205
2012-10	6 Cyl. Eng.	--	990-1131
2009	2.5L Eng.	--	990-0766
2009	3.0L Eng.	--	990-0757
2008-07	2.5L Eng.	--	990-0766
2008-07	3.0L Eng.	--	990-0757
2006-05	2.5L Eng.	--	990-0766
2006-05	3.0L Eng.	--	990-0757
2004-01	2.5L Eng.	--	990-0227
2004-01	3.0L Eng.	--	990-0770

## Power Steering Pump

Years	Application	With Reservoir	Without Reservoir
<b>SUBARU (cont'd)</b>			
<b>OUTBACK (Cont'd)</b>			
2000	2.5L Eng.	--	990-0227
<b>SVX</b>			
1997-92	All	--	990-0406
<b>XT, XT6</b>			
1991-88	1.8L Eng.	--	990-0304
1991-88	2.7L Eng.	--	990-0246
1987-85	All	--	990-0304
<b>SUBARU TRUCKS</b>			
<b>B9 TRIBECA</b>			
2007-06	All	--	990-0772
<b>BAJA</b>			
2006-05	All (Exc. Turbo)	--	990-0227
2006-05	All Turbo	--	990-0759
2004	All (Exc. Turbo)	--	990-0227
2004	All Turbo	--	990-0759
2003	All	--	990-0227
<b>BRAT</b>			
1984-83	All (Exc. Turbo)	--	990-0281
1984-83	All Turbo	--	990-0338
<b>FORESTER</b>			
2013-11	All (Exc. Turbo)	--	990-1255
2013-11	All Turbo	--	990-0766
2010	All (Exc. Turbo)	--	990-0763
2010	All Turbo	--	990-0766
2009	All (Exc. Turbo)	--	990-0763
2009	All Turbo	--	990-0764
2008	All	--	990-0761
2007-06	All (Exc. Turbo)	--	990-0761
2007-06	All Turbo	--	990-0664
2005-03	All	--	990-0664
2002	All	--	990-0665
2001-99	All	--	990-0168
1998	All	--	990-0190
<b>TRIBECA</b>			
2014-11	All	--	990-1249
2010-08	All	--	990-0760
<b>SUZUKI</b>			
<b>AERIO</b>			
2007-02	All	--	990-0650
<b>ESTEEM</b>			
2002-99	1.8L Eng.	--	990-0236
2001-98	1.6L Eng.	--	990-0655
1997-95	All	--	990-0135
<b>FORENZA</b>			
2008-06	All	--	733-0143
2005-04	All	--	733-0145
<b>RENO</b>			
2008-06	All	--	733-0143
2005	All	--	733-0145

Years	Application	With Reservoir	Without Reservoir
<b>SUZUKI (cont'd)</b>			
<b>SWIFT</b>			
2001-95	All	--	930-0103
1994-93	All	--	990-0437
1992	All (From Serial #N5102773)	--	990-0437
1992	All (To Serial #N5102772)	--	990-0414
1991-89	All	--	990-0414
<b>SX4</b>			
2013-10	All	--	990-1200
2009-07	All	--	990-0805
<b>VERONA</b>			
2006-04	All	--	990-0806
<b>SUZUKI TRUCKS</b>			
<b>EQUATOR</b>			
2012-11	2.5L Eng.	--	990-1257
2012-11	4.0L Eng.	--	990-1256
2010	2.5L Eng.	--	990-1142
2010	4.0L Eng.	--	990-1141
2009	2.5L Eng.	--	990-0812
2009	4.0L Eng.	--	990-0811
<b>GRAND VITARA</b>			
2013-11	All	--	990-1139
2010	2.4L Eng.	--	990-1140
2010	3.2L Eng.	--	990-1139
2009	2.4L Eng.	--	930-0106
2009	3.2L Eng.	--	990-0808
2008-06	All	--	990-0808
2005-99	All	--	930-0106
<b>SIDEKICK</b>			
1998-97	1.6L Eng. (Japan Built)	--	990-0807
1998-97	1.8L Eng.	--	990-0126
1996	1.6L Eng.	--	930-0101
1996	1.8L Eng.	--	990-0126
1995-89	All	--	990-0415
<b>VITARA</b>			
2004	All	--	930-0104
2003	2.0L Eng.	--	930-0104
2002-99	1.6L Eng.	--	990-0515
2002-99	2.0L Eng.	--	930-0104
<b>X90</b>			
1998	All	--	990-0807
1997	2WD (From Serial #V4100808)	--	990-0807
1997	2WD (To Serial #V4100808)	--	930-0101
1997	4WD (From Serial #4101329)	--	990-0807
1997	4WD (To Serial #4101329)	--	930-0101
1996	All	--	930-0101
<b>XL-7</b>			
2009-07	All	--	730-0127
2006-01	All	--	930-0106

# Power Steering Pump

Years	Application	With Reservoir	Without Reservoir
<b>TOYOTA</b>			
<b>AVALON</b>			
2012-05	All	--	990-0950
2004-95	All	--	990-0442
<b>CAMRY</b>			
2011-10	4 Cyl. 2.5L Eng.	--	990-1197
2011-10	6 Cyl. 3.5L Eng.	--	990-0950
2009-07	4 Cyl. 2.4L Eng. (Exc. Hybrid)	--	990-0222
2009-07	6 Cyl. 3.5L Eng.	--	990-0950
2006-04	4 Cyl. Eng.	--	990-0222
2006-04	6 Cyl. 3.0L Eng. (Nut-Retained Pulley)	--	990-0541
2006-04	6 Cyl. 3.0L Eng. (Pressed-On Pulley) (Pump Stamped U13)	--	990-0640
2006-04	6 Cyl. 3.3L Eng. (Nut-Retained Pulley)	--	990-0442
2006-04	6 Cyl. 3.3L Eng. (Pressed-On Pulley) (Pump Stamped U14)	--	990-0940
2003-02	4 Cyl. Eng.	--	990-0222
2003-02	6 Cyl. LE, XLE (Nut-Retained Pulley)	--	990-0541
2003-02	6 Cyl. LE, XLE (Pressed-On Pulley) (Pump Stamped U13)	--	990-0640
2003-02	6 Cyl. SE (Nut-Retained Pulley)	--	990-0442
2003-02	6 Cyl. SE (Pressed-On Pulley) (Pump Stamped U14)	--	990-0940
2001-95	4 Cyl. Eng.	--	990-0401
2001-95	6 Cyl. Eng.	--	990-0442
1994	4 Cyl. Eng.	--	990-0401
1994	6 Cyl. Eng.	--	990-0420
1993	4 Cyl. Eng. (Japan Production)	--	990-0401
1993	4 Cyl. Eng. (USA Production)	--	990-0270
1993	6 Cyl. Eng.	--	990-0403
1992	4 Cyl. Eng. (USA Production)	--	990-0270
1992	4 Cyl. Japan Production (Before 3/92)	--	990-0270
1992	4 Cyl. Japan Production (From 3/92)	--	990-0401
1992	6 Cyl. Eng.	--	990-0403
1991	4 Cyl. Eng.	--	990-0270
1991	6 Cyl. Eng.	--	990-0426
1990-89	4 Cyl. Eng. (Exc. Canada)	--	990-0270
1990-89	4 Cyl. Eng. Canada	--	990-0166
1990-89	6 Cyl. Eng.	--	990-0426
1988	4 Cyl. Eng.	--	990-0270
1988	6 Cyl. Eng.	--	990-0426
1987	4 Cyl. Eng.	--	990-0270
1986-83	All Diesel Eng.	--	990-0299
1986-83	All Gas Eng.	--	990-0287
<b>CELICA</b>			
2005-00	GT	--	990-0238
2005-00	GTS	--	990-0221
1999-98	All	--	990-0538
1997-94	1.8L Eng.	--	990-0203
1997-94	2.2L Eng.	--	990-0538
1993-90	1.6L Eng.	--	990-0306
1993-90	2.0L & 2.2L Eng.	--	990-0270
1989-88	All (Exc. Canada)	--	990-0538

Years	Application	With Reservoir	Without Reservoir
<b>TOYOTA (cont'd)</b>			
<b>CELICA (Cont'd)</b>			
1989-88	All Canada	--	990-0166
1987	All	--	990-0538
1986	All w/ 2SELC Eng.	--	990-0286
1986	All w/ 3SGELC Eng.	--	990-0538
1985	All	--	990-0215
1984-83	All w/ Carburetor	--	990-0255
1984-83	All w/ EFI	--	990-0259
1982	All	--	990-0255
1981	All (Before 11/80)	--	990-0253
1981	All (From 11/80)	--	990-0255
1980-79	All w/ Carburetor	--	990-0253
1978-77	All	--	990-0258
<b>COROLLA</b>			
2008-07	All	--	990-0639
2006-05	All (Exc. XRS)	--	990-0639
2006-05	XRS	--	990-0221
2004-03	All	--	990-0639
2002-01	All	--	930-0105
2000	All (Before 1/2000) w/ Bearing Style Shaft (No Stamp on Pulley)	--	930-0102
2000	All (Before 1/2000) w/ Bearing Style Shaft (Pulley Stamped 02080)	--	930-0105
2000	All (From 1/2000)	--	930-0105
1999-98	All w/ Bearing Style Shaft (No Stamp on Pulley)	--	930-0102
1999-98	All w/ Bearing Style Shaft (Pulley Stamped 02080)	--	930-0105
1997-94	All	--	990-0400
1993	1.6L Eng. (Exc. 4WD Wagon)	--	990-0400
1993	1.6L Eng. 4WD Wagon	--	990-0306
1993	1.8L Eng.	--	990-0400
1992	All	--	990-0306
1991	Coupe DX, SR5	--	990-0306
1991	Coupe GTS (To 3/91)	--	930-0108
1991	Sedan & Wagon	--	990-0306
1990-89	Coupe DX, SR5	--	990-0306
1990-89	Coupe GTS	--	930-0108
1990-89	Sedan & Wagon	--	990-0306
1988	Coupe DX, SR5	--	990-0306
1988	Coupe GTS	--	930-0108
1988	FX	--	930-0107
1988	FX16, FX16-GTS	--	930-0108
1988	Sedan & Wagon	--	990-0306
1987	Coupe DX, SR5	--	930-0107
1987	Coupe GTS	--	990-0300
1987	FX	--	930-0107
1987	FX16, FX16-GTS	--	930-0108
1987	Sedan & Liftback	--	930-0107
1986	Coupe DX, SR5	--	930-0107
1986	Coupe GTS	--	990-0300
1986	Sedan & Liftback	--	930-0107

## Power Steering Pump

Years	Application	With Reservoir	Without Reservoir
<b>TOYOTA (cont'd)</b>			
<b>COROLLA (Cont'd)</b>			
1985	Coupe DX, SR5	--	930-0107
1985	Coupe GTS	--	990-0300
1985	Sedan & Liftback (Diesel Eng.)	--	990-0299
1985	Sedan & Liftback (Gas Eng.)	--	930-0107
1984	Coupe DX, SR5	--	930-0107
1984	Sedan & Liftback (Diesel Eng.)	--	990-0299
1984	Sedan & Liftback (Gas Eng.)	--	930-0107
1983	All	--	990-0271
1982-80	All	--	990-0254
1979	All (From 8/79)	--	990-0254
<b>CORONA</b>			
1982	All	--	990-0255
1981	All (Before 11/80)	--	990-0253
1981	All (From 11/80)	--	990-0255
1980-79	All	--	990-0253
1978	All (From 9/78)	--	990-0253
<b>CRESSIDA</b>			
1992-89	All	--	990-0368
1988-83	All	--	990-0257
1982-78	All	--	990-0252
<b>CROWN</b>			
1972-71	All	--	990-0252
<b>ECHO</b>			
2005-00	All	--	990-0220
<b>MARK II, MARK III</b>			
1980-72	All	--	990-0252
<b>MATRIX</b>			
2008-07	All	--	990-0639
2006-03	All (Exc. XRS)	--	990-0639
2006-03	XRS	--	990-0221
<b>MR2</b>			
1995	All	--	990-0245
1994	All (Before 11/93)	--	990-0244
1994	All (From 11/93)	--	990-0245
1993-91	All	--	990-0244
<b>PASEO</b>			
1999-97	All	--	990-0469
1996-92	All	--	990-0367
<b>SOLARA</b>			
2008-04	4 Cyl. Eng.	--	990-0222
2008-04	6 Cyl. Eng.	--	990-0940
2003-02	4 Cyl. Eng.	--	990-0222
2003-02	6 Cyl. Eng.	--	990-0442
2001-99	4 Cyl. Eng.	--	990-0401
2001-99	6 Cyl. Eng.	--	990-0442
<b>SUPRA</b>			
1998-94	All (Exc. Twin Turbo)	--	990-0434
1998-94	Twin Turbo	--	990-0218
1993-89	All w/ Hydraulic Reaction Type Pump	--	990-1069
1993-89	All w/o Hydraulic Reaction Type Pump	--	990-0307
1988-86	All	--	990-0307

Years	Application	With Reservoir	Without Reservoir
<b>TOYOTA (cont'd)</b>			
<b>SUPRA (Cont'd)</b>			
1985-82	All	--	990-1106
1981-80	All	--	990-0252
1979	All (From 2/79)	--	990-0252
<b>TERCEL</b>			
1999-97	All	--	990-0469
1996-91	All	--	990-0367
1990	All w/ Carburetor	--	990-0373
1990	All w/ EFI	--	990-0366
1989	All	--	990-0373
1988	Sedan (Before 5/88)	--	990-0308
1988	Sedan (From 5/88)	--	990-0373
1988	Wagon	--	990-0271
1987	Sedan	--	990-0308
1987	Wagon	--	990-0271
1986-83	All	--	990-0271
<b>TOYOTA TRUCKS</b>			
<b>4RUNNER</b>			
2013	All	--	990-1136
2012	All	--	990-1136
2011	4.0L Eng.	--	990-1136
2010	2.7L Eng.	--	990-1135
2010	4.0L Eng.	--	990-1136
2009-03	4.0L Eng.	--	990-0668
2009-03	4.7L Eng.	--	990-0669
2002-01	3.4L Eng.	--	990-0208
2000-96	2.7L Eng.	--	990-0207
2000-96	3.4L Eng.	--	990-0208
1995-89	2.4L Eng.	--	990-0310
1995-89	3.0L Eng.	--	990-0375
1988	2.4L Eng.	--	990-0217
1988	3.0L Eng. (Before 12/87)	--	990-0375
1988	3.0L Eng. (From 12/87)	--	990-0204
1987-85	All	--	990-0217
1984	All	--	990-0255
<b>FJ CRUISER</b>			
2014-10	All	--	990-1134
2009-07	All	--	990-0668
<b>HIGHLANDER</b>			
2007	4 Cyl. Eng.	--	990-0666
2007	6 Cyl. Eng. (Exc. Hybrid)	--	990-0442
2006-04	4 Cyl. Eng.	--	990-0666
2006-04	6 Cyl. Eng.	--	990-0442
2003-01	4 Cyl. Eng.	--	990-0666
2003-01	6 Cyl. Eng.	--	990-0230
<b>LAND CRUISER</b>			
2015-08	All	--	990-0936
2007-03	All	--	990-0667
2002-98	All	--	990-0513
1997-93	All	--	990-0404
1992-91	All	--	990-0371

# Power Steering Pump

Years	Application	With Reservoir	Without Reservoir
<b>TOYOTA TRUCKS (cont'd)</b>			
<b>LAND CRUISER (Cont'd)</b>			
1990	All (Before 1/90)	--	990-0370
1990	All (From 1/90)	--	990-0371
1989-88	All	--	990-0370
1987-86	4.2L Eng. (Exc. Canada)	--	990-0252
1985	4.2L Eng. (Canada)	--	990-0370
1985	4.2L Eng. (Exc. Canada)	--	990-0252
1984-82	4.2L Eng. (Exc. Canada)	--	990-0252
1981	4.2L Eng. (Canada) (From 8/81 To 10/81)	--	990-0252
1981	4.2L Eng. (Exc. Canada)	--	990-0252
1980-79	All (Exc. Canada)	--	990-0252
<b>PICKUP</b>			
1995-91	2.4L Eng.	--	990-0310
1995-91	3.0L Eng. 2WD (Exc. SR5)	--	990-0375
1995-91	3.0L Eng. 2WD SR5	--	990-0206
1995-91	3.0L Eng. 4WD	--	990-0375
1990-89	2.4L Eng. w/ Carburetor	--	990-0309
1990-89	2.4L Eng. w/ EFI	--	990-0310
1990-89	3.0L Eng. 2WD (Exc. SR5)	--	990-0375
1990-89	3.0L Eng. 2WD SR5	--	990-0206
1990-89	3.0L Eng. 4WD	--	990-0375
1988	2.4L Eng. (Code 22R) 2WD	--	990-0309
1988	2.4L Eng. (Code 22R) 4WD	--	990-0648
1988	2.4L Eng. (Code 22REC & 22RTEC) 4WD	--	990-0217
1988	2.4L Eng. (Code 22REC) 2WD	--	990-0215
1988	2.4L Eng. (Code 22RTEC) 2WD	--	990-0214
1988	3.0L Eng. (Before 12/87)	--	990-0375
1988	3.0L Eng. (From 12/87)	--	990-0204
1987	Diesel Eng. 2WD	--	990-0369
1987	Diesel Eng. 4WD	--	990-0216
1987	Gas Eng. (Code 22R) 2WD	--	990-0309
1987	Gas Eng. (Code 22R) 4WD	--	990-0648
1987	Gas Eng. (Code 22REC & 22RTEC) 4WD	--	990-0217
1987	Gas Eng. (Code 22REC) 2WD	--	990-0215
1987	Gas Eng. (Code 22RTEC) 2WD	--	990-0214
1986-85	Diesel Eng. 2WD	--	990-0369
1986-85	Diesel Eng. 4WD	--	990-0216
1986-85	Gas Eng. (Code 22R) 2WD	--	990-0309
1986-85	Gas Eng. (Code 22R) 4WD	--	990-0648
1986-85	Gas Eng. (Code 22REC & 22RTEC) 4WD	--	990-0217
1986-85	Gas Eng. (Code 22REC) 2WD	--	990-0215
1986-85	Gas Eng. (Code 22RTEC) 2WD	--	990-0215
1984	Diesel Eng. 2WD	--	990-0369
1984	Diesel Eng. 4WD	--	990-0370
1984	Gas Eng. w/ Carburetor 2WD (1/2 & 3/4 Ton)	--	990-0255
1984	Gas Eng. w/ Carburetor 2WD (Exc. 1/2 & 3/4 Ton)	--	990-0309
1984	Gas Eng. w/ Carburetor 4WD	--	990-0255
1984	Gas Eng. w/ EFI 2WD	--	990-0259
1984	Gas Eng. w/ EFI 4WD	--	990-0255
1983-80	Gas Eng. w/ Carburetor	--	990-0255

Years	Application	With Reservoir	Without Reservoir
<b>TOYOTA TRUCKS (cont'd)</b>			
<b>PREVIA</b>			
1997-96	All	--	990-0205
1995-94	All (Exc. Supercharged Eng.)	--	990-0372
1995-94	All w/ Supercharged Eng.	--	990-0205
1993-91	All	--	990-0372
<b>RAV 4</b>			
2005-04	All	--	990-0239
2003	Electric Eng.	--	990-1070
2003	Gas Eng.	--	990-0239
2002-01	Gas Eng.	--	990-0239
2000-97	All	--	990-0448
1996	All	--	990-0211
<b>SEQUOIA</b>			
2015-10	All	--	990-1072
2009-08	4.7L Eng.	--	990-1071
2009-08	5.7L Eng.	--	990-1072
2007-01	All	--	990-0233
<b>SIENNA</b>			
2010-07	All	--	990-0668
2006-04	All	--	990-0545
2003-98	All	--	990-0442
<b>T100 PICKUP</b>			
1998-95	2.7L Eng.	--	990-0441
1998-95	3.4L Eng.	--	990-0447
1994	2.7L Eng.	--	990-0441
1994	3.0L Eng.	--	990-0408
1993	3.0L Eng.	--	990-0408
<b>TACOMA PICKUP</b>			
2015-05	4 Cyl. Eng.	--	990-1073
2015-05	6 Cyl. Eng.	--	990-0947
2004-02	2.4L Eng.	--	990-0224
2004-02	2.7L Eng.	--	990-0223
2004-02	6 Cyl. Eng. 2WD (Exc. Pre Runner)	--	990-0447
2004-02	6 Cyl. Eng. 2WD Pre Runner	--	990-0208
2004-02	6 Cyl. Eng. 4WD	--	990-0208
2001	4 Cyl. 2.4L Eng. (Before 9/01)	--	990-0441
2001	4 Cyl. 2.4L Eng. (From 9/01)	--	990-0224
2001	4 Cyl. 2.7L Eng. (Before 9/01)	--	990-0207
2001	4 Cyl. 2.7L Eng. (From 9/01)	--	990-0223
2001	6 Cyl. Eng. 2WD (Exc. Pre Runner)	--	990-0447
2001	6 Cyl. Eng. 2WD Pre Runner	--	990-0208
2001	6 Cyl. Eng. 4WD	--	990-0208
2000-98	4 Cyl. 2.4L Eng.	--	990-0441
2000-98	4 Cyl. 2.7L Eng.	--	990-0207
2000-98	6 Cyl. Eng. 2WD (Exc. Pre Runner)	--	990-0447
2000-98	6 Cyl. Eng. 2WD Pre Runner	--	990-0208
2000-98	6 Cyl. Eng. 4WD	--	990-0208
1997	4 Cyl. 4WD (Before 1/97)	--	990-0441
1997	4 Cyl. 4WD (From 1/97)	--	990-0207
1997	4 Cyl. Eng. 2WD	--	990-0441
1997	6 Cyl. Eng. 2WD	--	990-0447
1997	6 Cyl. Eng. 4WD	--	990-0208

## Power Steering Pump

Years	Application	With Reservoir	Without Reservoir
<b>TOYOTA TRUCKS (cont'd)</b>			
<b>TACOMA PICKUP (Cont'd)</b>			
1996	4 Cyl. Eng.	--	990-0441
1996	6 Cyl. Eng. 2WD	--	990-0447
1996	6 Cyl. Eng. 4WD	--	990-0208
1996	6 Cyl. Eng. 4WD (Before 1/96)	--	990-0447
1995	3.4L Eng.	--	990-0447
1995	4 Cyl. 2.4L & 2.7L Eng.	--	990-0441
<b>TUNDRA</b>			
2014-11	4.0L Eng.	--	990-1247
2014-11	4.6L Eng.	--	990-1072
2014-11	5.7L Eng.	--	990-1077
2010	4.0L Eng.	--	990-1075
2010	4.6L Eng.	--	990-1072
2010	5.7L Eng.	--	990-1077
2009-07	4.0L Eng.	--	990-1075
2009-07	4.7L Eng.	--	990-1076
2009-07	5.7L Eng.	--	990-1077
2006-05	6 Cyl. Eng.	--	990-0668
2006-05	8 Cyl. Eng. (Exc. Crew Cab)	--	990-0233
2006-05	8 Cyl. Eng. Crew Cab	--	990-0667
2004	6 Cyl. Eng.	--	990-0240
2004	8 Cyl. Eng. (Exc. Crew Cab)	--	990-0233
2004	8 Cyl. Eng. Crew Cab	--	990-0667
2003-00	6 Cyl. Eng.	--	990-0240
2003-00	8 Cyl. Eng.	--	990-0233
<b>VAN</b>			
1990-84	All	--	990-0288
<b>VOLKSWAGEN</b>			
<b>BETTLE</b>			
2014	1.8L Eng.	--	990-1302
2014	2.5L Eng.	--	990-1302
2013	2.5L Eng.	--	990-1302
2010-09	All	--	990-1037
2008-07	All	--	990-1037
2006	All Diesel Eng.	--	950-0108
2006	All Gas Eng.	--	990-1037
2005-98	All	--	950-0108
<b>CABRIO</b>			
2002-99	4 Cyl. 2.0L Eng.	--	990-0196
1998-95	4 Cyl. 2.0L Eng.	--	790-0103
<b>CABRIOLET</b>			
1993-85	All	--	990-0301
<b>CORRADO</b>			
1994-93	6 Cyl. 2.8L Eng.	--	790-0104
1992	4 Cyl. 1.8L Eng.	--	990-0133
1992	6 Cyl. 2.8L Eng.	--	790-0104
1991-90	All	--	990-0133
<b>GOLF, GTI</b>			
2006	1.8L Gas	--	950-0108
2006	2.0L Gas (Exc. GTI)	--	950-0108
2006	Diesel (Saginaw Pump)	--	990-0630

Years	Application	With Reservoir	Without Reservoir
<b>VOLKSWAGEN (cont'd)</b>			
<b>GOLF, GTI (Cont'd)</b>			
2006	Diesel (ZF Pump)	--	950-0108
2005	4 Cyl. Diesel (Saginaw Pump)	--	990-0630
2005	4 Cyl. Diesel (ZF Pump)	--	950-0108
2005	4 Cyl. Gas	--	950-0108
2005	6 Cyl.	--	990-1038
2004-00	4 Cyl. Eng.	--	950-0108
2004-00	6 Cyl. Eng.	--	990-0630
1999	4 Cyl. 2.0L Eng. w/ Eng. Code ABA	--	990-0196
1999	4 Cyl. 2.0L Eng. w/ Eng. Code AEG	--	990-1039
1999	4 Cyl. Eng. 1.9L Eng. (New Body Style)	--	950-0108
1999	4 Cyl. Eng. 1.9L Eng. (Old Body Style)	--	990-0196
1999	6 Cyl. 2.8L Eng. w/ Eng. Code AAA	--	790-0104
1999	6 Cyl. 2.8L Eng. w/ Eng. Code AFP	--	950-0108
1998	4 Cyl. Eng.	--	990-0196
1998	6 Cyl. Eng.	--	790-0104
1997	4 Cyl. 1.9L Eng.	--	990-0196
1997	4 Cyl. 2.0L Eng.	--	790-0103
1997	6 Cyl. Eng.	--	790-0104
1996	4 Cyl. Eng.	--	790-0103
1996	6 Cyl. Eng.	--	790-0104
1995	4 Cyl. Eng.	--	790-0103
1995	6 Cyl. Eng.	--	990-0132
1994-93	4 Cyl. Eng.	--	790-0103
1992-85	All	--	990-0301
<b>JETTA</b>			
2014-11	2.5L Eng.	--	990-1302
2005	4 Cyl. Eng.	--	950-0108
2004	4 Cyl. Eng.	--	950-0108
2004	6 Cyl (Kajaba pump)	--	990-1038
2004	6 Cyl. Eng. (Saginaw Pump)	--	990-0630
2003-01	4 Cyl. Eng.	--	950-0108
2003-01	6 Cyl. Eng. (Saginaw Pump)	--	990-0630
2000	4 Cyl. Eng.	--	950-0108
2000	6 Cyl. Eng. (ZF Pump)	--	950-0108
1999	4 Cyl. 1.9L Eng. (New Body Style)	--	950-0108
1999	4 Cyl. 1.9L Eng. (Old Body Style)	--	990-0196
1999	4 Cyl. 2.0L Eng. w/ Eng. Code ABA	--	990-0196
1999	4 Cyl. 2.0L Eng. w/ Eng. Code AEG	--	950-0108
1999	6 Cyl. 2.8L Eng. w/ Eng. Code AAA	--	790-0104
1999	6 Cyl. 2.8L Eng. w/ Eng. Code AFP	--	950-0108
1998-97	4 Cyl. Eng.	--	990-0196
1998-97	6 Cyl. Eng.	--	790-0104
1996	4 Cyl. Eng.	--	790-0103
1996	6 Cyl. Eng.	--	790-0104
1995-94	4 Cyl. Eng.	--	790-0103
1995-94	6 Cyl. Eng.	--	990-0132
1993	4 Cyl. Eng.	--	790-0103
1992-85	All	--	990-0301
1984-82	All	731-2206	731-0127

## Power Steering Pump

Years	Application	With Reservoir	Without Reservoir
<b>VOLKSWAGEN (cont'd)</b>			
<b>PASSAT</b>			
2014-12	2.5L Eng.	--	990-1302
2005	4 Cyl. 1.8L Eng.	--	990-0174
2005	4 Cyl. 2.0L Eng.	--	990-1002
2005	6 Cyl. 2.8L Eng (4 Motion)	--	990-1006
2005	6 Cyl. 2.8L Eng (Exc. 4 Motion)	--	990-1004
2004	4 Cyl. 1.8L Eng.	--	990-0174
2004	4 Cyl. 2.0L Eng.	--	990-1002
2004	6 Cyl. 2.8L Eng.	--	990-1004
2004	8 Cyl. 4.0L Eng.	--	990-1013
2003-02	4 Cyl. 1.8L Eng.	--	990-0174
2003-02	6 Cyl. 2.8L Eng.	--	990-0175
2003-02	8 Cyl. 4.0L Eng.	--	990-1013
2001-99	4 Cyl. 1.8L Eng.	--	990-0174
2001-99	6 Cyl. 2.8L Eng.	--	990-0175
1998	4 Cyl. 1.8L Eng.	--	990-0174
1998	4 Cyl. 1.9L Eng.	--	990-0196
1998	6 Cyl. 2.8L Eng.	--	990-0175
1997	4 Cyl. 1.9L Eng.	--	990-0196
1997	6 Cyl. 2.8L Eng.	--	790-0104
1996	4 Cyl. 1.9L & 2.0L Eng.	--	790-0103
1996	6 Cyl. 2.8L Eng.	--	790-0104
1995	4 Cyl. 2.0L Eng.	--	790-0103
1995	6 Cyl. 2.8L Eng.	--	790-0104
1994	6 Cyl. 2.8L Eng.	--	790-0104
1993-92	4 Cyl. 2.0L Eng.	--	990-0301
1993-92	6 Cyl. 2.8L Eng.	--	790-0104
1991-90	All	--	990-0301
<b>PHAETON</b>			
2006-04	12 Cyl. Eng.	--	990-1010
2006-04	8 Cyl. Eng.	--	990-1008
<b>QUANTUM</b>			
1988-82	All	--	990-0266
<b>RABBIT, RABBIT CONVERTIBLE</b>			
1984	All (Exc. Convertible)	731-2206	731-0127
1984	Convertible, 4 Cyl. 1.8L Eng.	--	990-0301
1983-81	All	731-2206	731-0127
<b>SCIROCCO</b>			
1989-84	4 Cyl. 1.8L Eng.	--	990-0301
1983-82	All	731-2206	731-0127
<b>VOLKSWAGEN TRUCKS</b>			
<b>EUROVAN</b>			
2003	All	--	990-1014
2002	All	--	990-0159
2001	All	--	990-1014
2000-98	6 Cyl. 2.8L Eng.	--	990-0159
1997	2.4L Eng.	--	990-1012
1997	6 Cyl. 2.8L Eng.	--	990-0159
1996	All (From Chassis #200000)	--	990-1012
1996	All (To Chassis #199999)	--	990-0127
1995-92	All	--	990-0127

Years	Application	With Reservoir	Without Reservoir
<b>VOLKSWAGEN TRUCKS (cont'd)</b>			
<b>RABBIT PICKUP</b>			
1983-81	All	731-2206	731-0127
<b>ROUTAN</b>			
2012-11	All	--	990-1258
2010-09	All	--	990-0855
<b>TOUAREG</b>			
2014	3.0L Diesel Eng.	--	990-1236
2014	3.0L Hybrid Eng.	--	990-1234
2013-12	3.0L Diesel Eng.	--	990-1236
2013-12	3.0L Hybrid Eng.	--	990-1234
2013-12	3.6L Gas Eng.	--	990-1285
2011	3.0L Diesel Eng.	--	990-1236
2011	3.0L Hybrid Eng. (Before 08/23/10)	--	990-1235
2011	3.0L Hybrid Eng. (From 08/23/10)	--	990-1234
2011	3.6L Gas Eng.	--	990-1233
2010	3.0L Diesel Eng.	--	990-1164
2010	3.6L Gas Eng.	--	990-1163
2009	3.6L Gas Eng.	--	990-1020
2009	4.2L Gas Eng.	--	990-1294
2009	5.0L Diesel Eng.	--	990-1022
2008	3.6L Gas Eng.	--	990-1020
2008	4.2L Gas Eng.	--	990-1024
2008	5.0L Diesel Eng.	--	990-1022
2007-06	5.0L Diesel Eng.	--	990-1018
2007-06	All (Exc. 5.0L Diesel Eng.)	--	990-1016
2005-04	All	--	990-1016
<b>VANAGON</b>			
1991-83	All	--	990-0303
<b>VOLVO</b>			
<b>140 SERIES</b>			
1974-73	All	--	990-0277
<b>164 SERIES</b>			
1975	All	--	990-0277
1974-69	All	--	990-0279
<b>240, 260 SERIES (Includes DL, GL, GLE, GLT)</b>			
1993-91	2.3L Eng.	733-21140	733-0140
1990-88	2.3L Eng.	--	990-0302
1987-85	2.3L Eng.	--	990-0302
1987-85	2.4L Diesel Eng.	731-2254	731-0108
1984-80	2.8L Gas Eng.	731-2257	731-0114
1984-80	All (Exc. 2.8L Gas Eng.)	731-2254	731-0108
1979	2.7L Gas Eng.	731-2257	731-0114
1979	All (Exc. 2.7L Gas Eng.)	731-2254	731-0108
1978-77	All	--	732-0106
1976-75	All	--	990-0277
<b>740, 760 SERIES</b>			
1992-91	All	--	990-0302
1990-88	2.3L Eng. (DOHC)	--	733-0107
1990-88	2.3L Eng. (SOHC)	--	990-0302
1990-88	2.8L Eng.	731-2198	731-0128
1987-85	2.3L Eng.	--	990-0302

## Power Steering Pump

Years	Application	With Reservoir	Without Reservoir
<b>VOLVO (cont'd)</b>			
<b>740, 760 SERIES (Cont'd)</b>			
1987-85	2.4L Diesel Eng.	731-2254	731-0108
1987-85	2.8L (B280 Eng.)	731-2198	731-0128
1987-85	2.8L (B28F Eng.)	731-2254	731-0108
1984	All	731-2254	731-0108
1983	All	731-2257	731-0114
<b>780 SERIES</b>			
1991	2.3L Eng.	--	990-0302
1990-87	2.3L Eng.	--	990-0302
1990-87	2.8L Eng.	731-2198	731-0128
<b>850 SERIES</b>			
1997-93	All	733-22101	733-0101
<b>940 SERIES</b>			
1995-92	2.3L Eng.	--	990-0302
1991	All (B230F Eng.)	--	990-0302
1991	All (B234 Eng.)	--	733-0107
<b>960 SERIES</b>			
1997-92	All	733-22101	733-0101
1991	All	--	990-0302
<b>C30</b>			
2013-11	All	--	990-1248
2010	All	--	990-1132
<b>C70</b>			
2012-11	All	--	990-1248
2010	All	--	990-1132
2008-07	All	--	990-1078
2006	All (From Chassis # 840)	--	990-1078
2006	All (To Chassis # 839)	--	990-1080
2004-99	All	--	990-0241
1998	2.3L Eng.	733-22101	733-0101
<b>COUPE</b>			
1991	All	--	990-0302
<b>S40</b>			
2011	All	--	990-1251
2010	All	--	990-1132
2009-07	All	--	990-1078
2006	All (From Chassis # 194532)	--	990-1078
2006	All (To Chassis # 194531)	--	990-1080
2005	All	--	990-1080
2004-00	All	--	990-0482
<b>S60</b>			
2012	All	--	990-1280
2011	All	--	990-1250
2009-08	All	--	990-1081
2007-05	All (Exc. R)	--	990-1081
2007-05	All R	--	990-1082
2004-01	All	--	990-0241
<b>S70</b>			
2000-99	All	--	990-0241
1998	2.3L & 2.4L Eng.	733-22101	733-0101

Years	Application	With Reservoir	Without Reservoir
<b>VOLVO (cont'd)</b>			
<b>S80</b>			
2012	All	--	990-1280
2011	All	--	990-1250
2010-08	6 Cyl. Eng.	--	990-1086
2010-08	8 Cyl. Eng.	--	990-1087
2007	3.2L Eng. (From Chassis 4643)	--	990-1088
2007	3.2L Eng. (To Chassis 4642)	--	990-1299
2007	4.4L Eng.	--	990-1089
2006	All	--	990-1082
2005-04	2.5L Eng.	--	990-0241
2005-04	2.9L Eng.	--	990-1090
2003-00	All	--	990-0241
1999	All (From Chassis #29668)	--	990-0241
<b>S90, V90</b>			
1998	All	--	733-0101
<b>V40</b>			
2004-00	All	--	990-0482
<b>V50</b>			
2011	All	--	990-1248
2010	All	--	990-1132
2009-07	All	--	990-1078
2006	All (From Chassis # 200607)	--	990-1078
2006	All (To Chassis # 200606)	--	990-1080
2005	All	--	990-1080
<b>V70</b>			
2010-08	All	--	990-1086
2007-05	All (Exc. AWD)	--	990-1081
2007-05	All AWD	--	990-1082
2004-99	All	--	990-0241
1998	2.3L Eng. & 2.4L Eng.	733-22101	733-0101
<b>VOLVO TRUCKS</b>			
<b>XC60</b>			
2012	All	--	990-1280
2011	All	--	990-1250
2010	All	--	990-1086
<b>XC70</b>			
2012	All	--	990-1280
2011	All	--	990-1250
2010-08	All	--	990-1086
2007-06	All	--	990-1081
2005-03	All	--	990-0241
<b>XC90</b>			
2014-12	6 Cyl. Eng.	--	990-1092
2011-07	6 Cyl. Eng.	--	990-1092
2011-07	8 Cyl. Eng.	--	990-1093
2006	5 Cyl. Eng.	--	990-1082
2006	8 Cyl. Eng.	--	990-1093
2005	5 Cyl. Eng.	--	990-1090
2005	6 Cyl. Eng.	--	990-1082
2005	8 Cyl. Eng.	--	990-1093
2004-03	All	--	990-1090



## Control Valves & Power Steering Cylinders

Years	Application	Power Steering Cylinder	Control Valve
<b>CHEVROLET</b>			
<b>BEL AIR, BISCAYNE, BROOKWOOD, KINGSWOOD &amp; TOWNSMAN</b>			
1964-61	All	601-0101	401-0101
<b>CORVETTE</b>			
1982-63	All	601-0102	401-0101
<b>NOVA, CHEVY II</b>			
1967-62	All	601-0101	401-0101
<b>FORD</b>			
<b>CUSTOM, GALAXIE, COUNTRY SEDAN &amp; RANCH WAGON</b>			
1964-63	All	601-0104	--
1962-61	All	601-0103	--
<b>E SERIES VAN (INCLUDES SUPER DUTY)</b>			
1974-71	All	601-0109	401-0109
<b>F SERIES 100-350 (4WD)</b>			
1977-73	All F100/150 w/ Booster System	601-0111	--
1977-73	All F250/350	601-0110	--
<b>FALCON, SPRINT</b>			
1970-68	All	601-0104	401-0107
1967	All	601-0104	--
1967	All w/ 1/4" Pressure Port	--	401-0106
1967	All w/ 5/16" Pressure Port	--	401-0107
1966	All	601-0104	401-0106
1965	6 Cyl. Eng.	601-0106	401-0102
1964-63	All	601-0106	401-0102
<b>GRANADA</b>			
1980-78	All	601-0108	401-0108
1977	All	601-0108	--
1977	All w/ 3 Ball Bearings in Housing	--	401-0110
1977	All w/ 5 Ball Bearings in Housing	--	401-0108
1976	All (Before 4/5/76) w/ Tube Seat Pressure Port	601-0107	401-0111
1976	All (From 4/5/76) w/ "O" Ring Pressure Port	601-0108	401-0110
1975	All	601-0107	401-0107
<b>MAVERICK</b>			
1977-76	All (Before 4/5/76) w/ Tube Seat Pressure Port	601-0107	401-0107
1977-76	All (From 4/5/76) w/ "O" Ring Pressure Port	601-0108	401-0108
1975-70	All	601-0107	401-0107
<b>MUSTANG &amp; MUSTANG II</b>			
1970	All	601-0107	401-0107
1969-68	All	601-0104	401-0107
1967	All w/ 1/4" Pressure Port	601-0104	401-0106
1967	All w/ 5/16" Pressure Port	601-0104	401-0107
1966	6 Cyl. Eng.	601-0104	401-0102

Years	Application	Power Steering Cylinder	Control Valve
<b>FORD (cont'd)</b>			
<b>MUSTANG &amp; MUSTANG II (Cont'd)</b>			
1966	8 Cyl. Eng.	601-0104	401-0105
1965-64	8 Cyl. Eng.	601-0106	401-0105
<b>RANCHERO</b>			
1971-70	All	601-0107	401-0107
1969-68	All	601-0104	401-0107
1967	All w/ 1/4" Pressure Port	601-0104	401-0106
1967	All w/ 5/16" Pressure Port	601-0104	401-0107
1966	All	601-0104	401-0106
1965	8 Cyl. Eng.	--	401-0104
1965	All	601-0106	--
1964-63	All	601-0106	--
<b>TORINO, LTD II, FAIRLANE &amp; GRAN TORINO</b>			
1971-70	All	601-0107	401-0107
1969-68	All	601-0104	401-0107
1967	All w/ 1/4" Pressure Port	601-0104	401-0106
1967	All w/ 5/16" Pressure Port	601-0104	401-0107
1966	All	601-0104	401-0106
1965-62	All	601-0105	--
<b>LINCOLN</b>			
<b>VERSAILLES</b>			
1980-78	All	601-0108	401-0108
1977	Control Valve w/ 3 Ball Bearing in Housing	601-0108	401-0110
1977	Control Valve w/ 5 Ball Bearing in Housing	601-0108	401-0108
<b>MERCURY</b>			
<b>CALIENTE, CAPRI, COMET, CYCLONE, VILLAGER, VOYAGER</b>			
1965	6 Cyl. Eng.	--	401-0102
1964-63	All	--	401-0103
<b>COLONY PARK, COMMUTER, GRAND MARQUIS, MARAUDER, MARQUIS, METEOR, MONTCLAIR, MONTEREY, PARKLANE</b>			
1964-61	All	--	401-0103
<b>COMET</b>			
1977	All	601-0108	401-0108
1976	All (Before 4/5/76) w/ Tube Seat Pressure Port	601-0107	401-0107
1976	All (From 4/5/76) w/ "O" Ring Pressure Port	601-0108	401-0108
1975-70	All	601-0107	401-0107
1969-68	All	601-0104	401-0107
1967-66	All w/ 1/4" Pressure Port	601-0104	401-0106
1967-66	All w/ 5/16" Pressure Port	601-0104	401-0107

## Control Valves & Power Steering Cylinders

Years	Application	Power Steering Cylinder	Control Valve
<b>MERCURY (cont'd)</b>			
<b>COMET (Cont'd)</b>			
1965	8 Cyl. Eng.	--	401-0104
1965	All	601-0104	--
1964-63	All	601-0106	--
<b>COUGAR</b>			
1970-68	All	601-0104	401-0107
1967	All w/ 1/4" Pressure Port	601-0104	401-0106
1967	All w/ 5/16" Pressure Port	601-0104	401-0107
<b>CYCLONE, MONTEGO, METEOR</b>			
1971-70	All	601-0107	401-0107
1969-68	All	601-0104	401-0107
1967-66	All w/ 1/4" Pressure Port	601-0104	401-0106
1967-66	All w/ 5/16" Pressure Port	601-0104	401-0107
1965	All	601-0104	401-0104
1964	All	601-0106	--
1963	All	601-0104	--
1962-61	All	601-0103	--
<b>GRAND MARQUIS, MARQUIS, COLONY PARK</b>			
1964-63	All	601-0104	--
1962-61	All	601-0103	--
<b>MONARCH</b>			
1980-78	All	601-0108	401-0108
1977	Control Valve w/ 3 Ball Bearing in Housing	601-0108	401-0110
1977	Control Valve w/ 5 Ball Bearing in Housing	601-0108	401-0108
1976	All (Before 4/5/76) w/ Tube Seat Pressure Port	601-0107	401-0111
1976	All (From 4/5/76) w/ "O" Ring Pressure Port	601-0108	401-0110
1975	All	601-0107	401-0107
<b>MONTEREY, COMMUTER, MARAUDER, MONTCLAIR, PARKLANE</b>			
1964-63	All	601-0104	--
1962-61	All	601-0103	--

Years	Application	Power Steering Cylinder	Control Valve
-------	-------------	-------------------------	---------------

## Steering Gears - Numerical Listing

Part No.	Product Type	Part No.	Product Type
<b>501-0101</b>	<b>POWER GEAR</b>	<b>501-0112</b>	<b>POWER GEAR</b>
1979-72 FORD TRUCKS RANCHERO		1990-84 FORD TRUCKS BRONCO II	
1969-67 FORD CROWN VICTORIA, COUNTRY SQUIRE, LTD (Full Size)		1996-80 FORD TRUCKS BRONCO	
1969-65 FORD CUSTOM, GALAXIE, COUNTRY SEDAN & RANCH WAGON		1996-82 FORD TRUCKS E SERIES VAN (Includes Super Duty)	
1973-71 FORD MUSTANG & MUSTANG II		1994-91 FORD TRUCKS EXPLORER	
1979-77 FORD THUNDERBIRD		1997-80 FORD TRUCKS F SERIES & SUPER DUTY (2WD & 4WD)	
1979-72 FORD TORINO, LTD II, FAIRLANE & GRAN TORINO		1997-80 FORD TRUCKS RANGER	
1979-71 MERCURY COUGAR		1997-94 MAZDA TRUCKS B2300 PICKUP	
1975 MERCURY CYCLONE, MONTEGO & METEOR		1997-94 MAZDA TRUCKS B3000 PICKUP	
1965 MERCURY GRAND MARQUIS, MARQUIS & COLONY PARK		1997-94 MAZDA TRUCKS B4000 PICKUP	
1965 MERCURY MONTEREY, MONTCLAIR, PARKLANE, MARAUDER & COMMUTER		1994-91 MAZDA TRUCKS NAVAJO	
<b>501-0102</b>	<b>POWER GEAR</b>	<b>501-0113</b>	<b>POWER GEAR</b>
1979-72 FORD TRUCKS RANCHERO		1982-80 FORD TRUCKS E SERIES VAN (Includes Super Duty)	
1979-67 FORD CROWN VICTORIA, COUNTRY SQUIRE, LTD (Full Size)		<b>501-0114</b>	<b>POWER GEAR</b>
1977-65 FORD CUSTOM, GALAXIE, COUNTRY SEDAN & RANCH WAGON		1976-75 FORD TRUCKS E SERIES VAN (Includes Super Duty)	
1979-67 FORD THUNDERBIRD		<b>501-0115</b>	<b>POWER GEAR</b>
1979-72 FORD TORINO, LTD II, FAIRLANE & GRAN TORINO		1979-70 FORD TRUCKS - MEDIUM DUTY F600, 6000 SERIES	
1979-70 LINCOLN CONTINENTAL		1979-70 FORD TRUCKS - MEDIUM DUTY F700, 7000 SERIES	
1979-68 LINCOLN MARK SERIES		<b>501-0116</b>	<b>POWER GEAR</b>
1979-70 LINCOLN TOWN CAR		1996-92 FORD TRUCKS E SERIES VAN (Includes Super Duty)	
1979-74 MERCURY COUGAR		<b>501-0117</b>	<b>POWER GEAR</b>
1976-72 MERCURY CYCLONE, MONTEGO & METEOR		1998-97 FORD TRUCKS EXPEDITION	
1979-65 MERCURY GRAND MARQUIS, MARQUIS & COLONY PARK		2004-03 FORD TRUCKS F SERIES & SUPER DUTY (2WD & 4WD)	
1976-65 MERCURY MONTEREY, MONTCLAIR, PARKLANE, MARAUDER & COMMUTER		2002-97 FORD CROWN VICTORIA, COUNTRY SQUIRE, LTD (Full Size)	
<b>501-0103</b>	<b>POWER GEAR</b>	2003-02 LINCOLN TRUCKS BLACKWOOD	
1991-80 FORD CROWN VICTORIA, COUNTRY SQUIRE, LTD (Full Size)		1998 LINCOLN TRUCKS NAVIGATOR	
1981-80 LINCOLN CONTINENTAL		2002-97 LINCOLN TOWN CAR	
1983-80 LINCOLN MARK SERIES		2002-97 MERCURY GRAND MARQUIS, MARQUIS & COLONY PARK	
1989-80 LINCOLN TOWN CAR		<b>501-0118</b>	<b>POWER GEAR</b>
1991-80 MERCURY GRAND MARQUIS, MARQUIS & COLONY PARK		2005-97 FORD TRUCKS E SERIES VAN (Includes Super Duty)	
<b>501-0104</b>	<b>POWER GEAR</b>	2001-00 FORD TRUCKS EXCURSION	
1996-92 FORD CROWN VICTORIA, COUNTRY SQUIRE, LTD (Full Size)		2001-97 FORD TRUCKS F SERIES & SUPER DUTY (2WD & 4WD)	
1996-90 LINCOLN TOWN CAR		<b>501-0119</b>	<b>POWER GEAR</b>
1996-92 MERCURY GRAND MARQUIS, MARQUIS & COLONY PARK		2003-97 FORD TRUCKS E SERIES VAN (Includes Super Duty)	
<b>501-0105</b>	<b>POWER GEAR</b>	2005-00 FORD TRUCKS EXCURSION	
1996-93 FORD CROWN VICTORIA, COUNTRY SQUIRE, LTD (Full Size)		2004-99 FORD TRUCKS F SERIES & SUPER DUTY (2WD & 4WD)	
1996-94 LINCOLN TOWN CAR		<b>501-0120</b>	<b>POWER GEAR</b>
1996-93 MERCURY GRAND MARQUIS, MARQUIS & COLONY PARK		1969-66 FORD TRUCKS F SERIES & SUPER DUTY (2WD & 4WD)	
<b>501-0106</b>	<b>POWER GEAR</b>	<b>501-0121</b>	<b>POWER GEAR</b>
2002-01 FORD TRUCKS EXPEDITION		1977-72 FORD TRUCKS BRONCO	
2004-97 FORD TRUCKS F SERIES & SUPER DUTY (2WD & 4WD)		<b>501-0125</b>	<b>POWER GEAR</b>
<b>501-0107</b>	<b>POWER GEAR</b>	2008-05 FORD TRUCKS F SERIES & SUPER DUTY (2WD & 4WD)	
2001-99 FORD TRUCKS EXPEDITION		<b>501-0128</b>	<b>POWER GEAR</b>
2002-99 LINCOLN TRUCKS NAVIGATOR		2008-04 FORD TRUCKS E SERIES VAN (Includes Super Duty)	
<b>501-0108</b>	<b>POWER GEAR</b>	<b>501-0129</b>	<b>POWER GEAR</b>
1979-68 FORD TRUCKS F SERIES & SUPER DUTY (2WD & 4WD)		2014-08 FORD TRUCKS E SERIES VAN (Includes Super Duty)	
<b>501-0109</b>	<b>POWER GEAR</b>	<b>501-0130</b>	<b>POWER GEAR</b>
1979-77 FORD TRUCKS E SERIES VAN (Includes Super Duty)		2010-08 FORD TRUCKS F SERIES & SUPER DUTY (2WD & 4WD)	
<b>501-0110</b>	<b>POWER GEAR</b>	<b>501-0131</b>	<b>POWER GEAR</b>
1979-78 FORD TRUCKS BRONCO		2010-08 FORD TRUCKS F SERIES & SUPER DUTY (2WD & 4WD)	
1979-76 FORD TRUCKS F SERIES & SUPER DUTY (2WD & 4WD)		<b>501-0132</b>	<b>POWER GEAR</b>
<b>501-0111</b>	<b>POWER GEAR</b>	2008-05 FORD TRUCKS F SERIES & SUPER DUTY (2WD & 4WD)	
1979-76 FORD TRUCKS F SERIES & SUPER DUTY (2WD & 4WD)		<b>501-0133</b>	<b>POWER GEAR</b>
		2010-05 FORD TRUCKS F SERIES & SUPER DUTY (2WD & 4WD)	

## Steering Gears - Numerical Listing

Part No.	Product Type	Part No.	Product Type
<b>501-0135</b>	<b>POWER GEAR</b>	<b>502-0106</b>	<b>POWER GEAR</b>
2009-07	FORD TRUCKS - MEDIUM DUTY LCF (Tilt Cab)	1971-65	CHRYSLER 300 SERIES
<b>501-0136</b>	<b>POWER GEAR</b>	1983-75	CHRYSLER CORDOBA
2014-08	FORD TRUCKS F SERIES & SUPER DUTY (2WD & 4WD)	1989-65	CHRYSLER FIFTH AVENUE, IMPERIAL & NEWPORT
<b>501-0137</b>	<b>POWER GEAR</b>	1981-65	CHRYSLER LEBARON
2004-02	FORD TRUCKS E SERIES VAN (Includes Super Duty)	1982-65	CHRYSLER LHS, NEW YORKER
<b>501-0138</b>	<b>POWER GEAR</b>	1981-65	CHRYSLER TOWN & COUNTRY (Station Wagon)
2014-11	FORD TRUCKS F SERIES & SUPER DUTY (2WD & 4WD)	1993-71	DODGE TRUCKS B SERIES VAN
<b>501-0139</b>	<b>POWER GEAR</b>	1979-72	DODGE TRUCKS M300-M500 MOTOR HOME
2014-11	FORD TRUCKS F SERIES & SUPER DUTY (2WD & 4WD)	1980-73	DODGE ASPEN & DART
<b>501-0140</b>	<b>POWER GEAR</b>	1974-73	DODGE CHALLENGER
2014-11	FORD TRUCKS F SERIES & SUPER DUTY (2WD & 4WD)	1978-73	DODGE CHARGER
<b>502-0101</b>	<b>POWER GEAR</b>	1976-73	DODGE CORONET
1979-77	JEEP J SERIES & GLADIATOR PICKUP	1989-77	DODGE DIPLOMAT
1978-77	OLDSMOBILE TORONADO & TROFEO	1983-78	DODGE MIRADA, MAGNUM & ST. REGIS
<b>502-0102</b>	<b>POWER GEAR</b>	1977-65	DODGE MONACO, ROYAL MONACO, POLARA, 880 & CUSTOM 880
1989	CHRYSLER FIFTH AVENUE, IMPERIAL & NEWPORT	1983-74	PLYMOUTH TRUCKS PB SERIES VAN
1989	DODGE DIPLOMAT	1974-73	PLYMOUTH BARRACUDA
1983-74	PLYMOUTH TRUCKS VOYAGER	1975-73	PLYMOUTH BELVEDERE, GTX, ROADRUNNER & SATELLITE
1982	PLYMOUTH CARAVELLE	1989-65	PLYMOUTH GRAN FURY, FURY, SAVOY, SUBURBAN & VIP
1989	PLYMOUTH GRAN FURY, FURY, SAVOY, SUBURBAN & VIP	1980-73	PLYMOUTH VOLARE, VALIANT, DUSTER & SCAMP
<b>502-0103</b>	<b>POWER GEAR</b>	<b>502-0107</b>	<b>POWER GEAR</b>
1983-80	JEEP CHEROKEE	1972-63	DODGE ASPEN & DART
1991-82	JEEP GRAND WAGONEER	1972-65	DODGE CHALLENGER
1991-80	JEEP J SERIES & GLADIATOR PICKUP	1972-65	DODGE CHARGER
1996	JEEP TJ (Canada)	1972-65	DODGE CORONET
1983-80	JEEP WAGONEER	1964-62	DODGE MONACO, ROYAL MONACO, POLARA, 880 & CUSTOM 880
1996-87	JEEP WRANGLER	1972-64	PLYMOUTH BARRACUDA
1995-87	JEEP YJ (Canada)	1972-62	PLYMOUTH BELVEDERE, GTX, ROADRUNNER & SATELLITE
<b>502-0104</b>	<b>POWER GEAR</b>	1964-62	PLYMOUTH GRAN FURY, FURY, SAVOY, SUBURBAN & VIP
1974-64	BUICK CENTURION, INVICTA & WILDCAT	1972-63	PLYMOUTH VOLARE, VALIANT, DUSTER & SCAMP
1976-71	BUICK LESABRE	<b>502-0108</b>	<b>POWER GEAR</b>
1976-64	BUICK PARK AVENUE, PARK AVENUE ULTRA, ELECTRA & ESTATE WAGON	1977-72	DODGE TRUCKS D, W SERIES PICKUP (2WD & 4WD)
1976-64	BUICK RIVIERA	1977-72	DODGE TRUCKS RAMCHARGER
1975-74	CHEVROLET BEL AIR, BISCAYNE, BROOKWOOD, KINGSWOOD & TOWNSMAN	1975-69	IHC TRUCKS 100, 200, 1000, 1100, 1200 (1/2 TON TO 1 TON SERIES)
1976-74	CHEVROLET CAPRICE & IMPALA	1979-72	IHC TRUCKS METRO (PARCEL DELIVERY)
1976-75	JEEP J SERIES & GLADIATOR PICKUP	1975-72	IHC TRUCKS TRAVELALL, TRAVELETTE
1976-65	OLDSMOBILE 88, DELTA 88, LSS, REGENCY & CUSTOM CRUISER	1977-74	PLYMOUTH TRUCKS TRAIL DUSTER
1976-60	OLDSMOBILE 98 REGENCY	<b>502-0109</b>	<b>POWER GEAR</b>
1968-60	OLDSMOBILE DELMONT 88, DYNAMIC 88, JETSTAR 88 & SUPER 88	1976-68	CHEVROLET/GMC TRUCKS C, K SERIES PICKUP (2WD & 4WD)
1966-61	OLDSMOBILE STARFIRE & JETSTAR I	1976-68	CHEVROLET/GMC TRUCKS SUBURBAN, YUKON XL, YUKON DENALI XL
1976-66	OLDSMOBILE TORONADO & TROFEO	1976-70	CHEVROLET/GMC TRUCKS TAHOE, YUKON, YUKON DENALI, BLAZER (Full Size), JIMMY (Full Size)
1975-64	PONTIAC BONNEVILLE	1977-72	DODGE TRUCKS D, W SERIES PICKUP (2WD & 4WD)
1975-64	PONTIAC CATALINA	1977-72	DODGE TRUCKS RAMCHARGER
1975-64	PONTIAC EXECUTIVE, GRANDVILLE & STARCHIEF	1975-69	IHC TRUCKS 100, 200, 1000, 1100, 1200 (1/2 TON TO 1 TON SERIES)
1969-64	PONTIAC GRAND PRIX	1979-72	IHC TRUCKS METRO (PARCEL DELIVERY)
1975-64	PONTIAC GRAND SAFARI & SAFARI (Full Size Wagon)	1975-72	IHC TRUCKS TRAVELALL, TRAVELETTE
1967-64	PONTIAC VENTURA & VENTURA II	1977-74	PLYMOUTH TRUCKS TRAIL DUSTER
<b>502-0105</b>	<b>POWER GEAR</b>	<b>502-0110</b>	<b>POWER GEAR</b>
1986-80	JEEP CJ5, CJ6, CJ7, DISPATCHER (DJ), JEEPSTER, UNIVERSAL (CJ)	1979-77	CHEVROLET/GMC TRUCKS C, K SERIES PICKUP (2WD & 4WD)
1985-81	JEEP SCRAMBLER	1979-77	CHEVROLET/GMC TRUCKS SUBURBAN, YUKON XL, YUKON DENALI XL
		1979-77	CHEVROLET/GMC TRUCKS TAHOE, YUKON, YUKON DENALI, BLAZER (Full Size), JIMMY (Full Size)

## Steering Gears - Numerical Listing

Part No.	Product Type
<b>502-0110 (Cont'd)</b>	<b>POWER GEAR</b>
1979-78	DODGE TRUCKS D, W SERIES PICKUP (2WD & 4WD)
1979-78	DODGE TRUCKS RAMCHARGER
1979-78	PLYMOUTH TRUCKS TRAIL DUSTER
<b>502-0111</b>	<b>POWER GEAR</b>
1979-78	DODGE TRUCKS D, W SERIES PICKUP (2WD & 4WD)
1979-78	DODGE TRUCKS RAMCHARGER
1979-78	PLYMOUTH TRUCKS TRAIL DUSTER
<b>502-0112</b>	<b>POWER GEAR</b>
1979-72	JEEP CJ5, CJ6, CJ7, DISPATCHER (DJ), JEEPSTER, UNIVERSAL (CJ)
<b>502-0113</b>	<b>POWER GEAR</b>
1979-78	DODGE TRUCKS D, W SERIES PICKUP (2WD & 4WD)
1979-78	DODGE TRUCKS RAMCHARGER
1979-78	PLYMOUTH TRUCKS TRAIL DUSTER
<b>502-0114</b>	<b>POWER GEAR</b>
1993-80	DODGE TRUCKS D, W SERIES PICKUP (2WD & 4WD)
1993-80	DODGE TRUCKS RAMCHARGER
1983-80	PLYMOUTH TRUCKS TRAIL DUSTER
<b>502-0115</b>	<b>POWER GEAR</b>
1988-86	DODGE TRUCKS DAKOTA
<b>502-0116</b>	<b>POWER GEAR</b>
1996-89	DODGE TRUCKS DAKOTA
<b>502-0117</b>	<b>POWER GEAR</b>
1996-94	DODGE TRUCKS R SERIES PICKUP (2WD & 4WD)
<b>502-0119</b>	<b>POWER GEAR</b>
1998-97	DODGE TRUCKS R SERIES PICKUP (2WD & 4WD)
<b>502-0120</b>	<b>POWER GEAR</b>
1998-97	DODGE TRUCKS DAKOTA
<b>502-0121</b>	<b>POWER GEAR</b>
1998-97	DODGE TRUCKS DAKOTA
1998	DODGE TRUCKS DURANGO
<b>502-0122</b>	<b>POWER GEAR</b>
1998-96	JEEP CHEROKEE
1998-96	JEEP GRAND CHEROKEE
1997	JEEP WRANGLER
<b>502-0123</b>	<b>POWER GEAR</b>
2002-97	DODGE TRUCKS R SERIES PICKUP (2WD & 4WD)
<b>502-0124</b>	<b>POWER GEAR</b>
1999	DODGE TRUCKS DAKOTA
1999-98	DODGE TRUCKS DURANGO
<b>502-0125</b>	<b>POWER GEAR</b>
2002-99	JEEP TJ (Canada)
2002-99	JEEP WRANGLER
<b>502-0126</b>	<b>POWER GEAR</b>
2003-02	DODGE TRUCKS B SERIES VAN
<b>502-0127</b>	<b>POWER GEAR</b>
2002-00	DODGE TRUCKS R SERIES PICKUP (2WD & 4WD)
<b>502-0128</b>	<b>POWER GEAR</b>
2001-00	DODGE TRUCKS R SERIES PICKUP (2WD & 4WD)
<b>502-0129</b>	<b>POWER GEAR</b>
2001-99	DODGE TRUCKS R SERIES PICKUP (2WD & 4WD)
<b>502-0130</b>	<b>POWER GEAR</b>
2004-99	JEEP GRAND CHEROKEE

Part No.	Product Type
<b>502-0131</b>	<b>POWER GEAR</b>
1986-81	DODGE TRUCKS RAM 50, POWER RAM 50, D-50 PICKUP
1983-82	DODGE CHALLENGER
1986-84	DODGE CONQUEST
1986-83	MITSUBISHI TRUCKS MIGHTY MAX, PICKUP
1989-83	MITSUBISHI STARION
1983-82	PLYMOUTH SAPPORO
<b>502-0132</b>	<b>POWER GEAR</b>
1989-87	DODGE TRUCKS RAIDER
1984-82	DODGE TRUCKS RAM 50, POWER RAM 50, D-50 PICKUP
1984-83	MITSUBISHI TRUCKS MIGHTY MAX, PICKUP
1989-83	MITSUBISHI TRUCKS MONTERO
<b>502-0133</b>	<b>POWER GEAR</b>
1985	DODGE TRUCKS RAM 50, POWER RAM 50, D-50 PICKUP
1986-84	MITSUBISHI TRUCKS MIGHTY MAX, PICKUP
<b>502-0134</b>	<b>POWER GEAR</b>
1989-87	DODGE TRUCKS RAM 50, POWER RAM 50, D-50 PICKUP
1989-87	MITSUBISHI TRUCKS MIGHTY MAX, PICKUP
<b>502-0135</b>	<b>POWER GEAR</b>
1993-87	DODGE TRUCKS RAM 50, POWER RAM 50, D-50 PICKUP
1995-87	MITSUBISHI TRUCKS MIGHTY MAX, PICKUP
<b>502-0136</b>	<b>POWER GEAR</b>
1993-90	DODGE TRUCKS RAM 50, POWER RAM 50, D-50 PICKUP
1996-90	MITSUBISHI TRUCKS MIGHTY MAX, PICKUP
<b>502-0137</b>	<b>POWER GEAR</b>
2008-03	DODGE TRUCKS R SERIES PICKUP (2WD & 4WD)
<b>502-0138</b>	<b>POWER GEAR</b>
2003-99	DODGE TRUCKS B SERIES VAN
<b>502-0139</b>	<b>POWER GEAR</b>
2009-07	JEEP WRANGLER
<b>502-0140</b>	<b>POWER GEAR</b>
2006-03	JEEP TJ (Canada)
2006-03	JEEP WRANGLER
<b>502-0141</b>	<b>POWER GEAR</b>
2006-04	CHRYSLER CROSSFIRE
2004-01	MERCEDES SLK230
2004-02	MERCEDES SLK32
2004-01	MERCEDES SLK320
<b>502-0142</b>	<b>POWER GEAR</b>
2010-09	DODGE TRUCKS R SERIES PICKUP (2WD & 4WD)
<b>502-0143</b>	<b>POWER GEAR</b>
2009-07	JEEP WRANGLER
<b>502-0144</b>	<b>POWER GEAR</b>
2010	JEEP WRANGLER
<b>502-0145</b>	<b>POWER GEAR</b>
2012-10	DODGE TRUCKS R SERIES PICKUP (2WD & 4WD)
<b>502-0146</b>	<b>POWER GEAR</b>
2011-10	DODGE TRUCKS R SERIES PICKUP (2WD & 4WD)
<b>502-0147</b>	<b>POWER GEAR</b>
2011-10	DODGE TRUCKS R SERIES PICKUP (2WD & 4WD)
<b>502-0148</b>	<b>POWER GEAR</b>
2009-08	DODGE TRUCKS R SERIES PICKUP (2WD & 4WD)
<b>502-0149</b>	<b>POWER GEAR</b>
2012	DODGE TRUCKS R SERIES PICKUP (2WD & 4WD)

## Steering Gears - Numerical Listing

Part No.	Product Type
<b>503-0101</b>	<b>POWER GEAR</b>
1976-66	CADILLAC COMMERCIAL CHASSIS, FUNERAL COACH & LIMO
1976-61	CADILLAC DEVILLE, DEVILLE CONCOURS & CALAIS
1976-63	CADILLAC ELDORADO & SEVILLE
1976-61	CADILLAC FLEETWOOD SERIES
<b>503-0102</b>	<b>POWER GEAR</b>
1979-78	BUICK CENTURY
1979-78	BUICK REGAL
1979-77	BUICK SKYHAWK
1979-78	BUICK SKYLARK, APOLLO, GRAN SPORT, SPECIAL & SPORTWAGON
1979-78	CHEVROLET/GMC TRUCKS EL CAMINO & CABALLERO SPRINT
1979-78	CHEVROLET MALIBU, CHEVELLE & LAGUNA
1979-78	CHEVROLET MONTE CARLO
1979-77	CHEVROLET MONZA
1977-76	CHEVROLET VEGA
1979-78	OLDSMOBILE CUTLASS SUPREME, CUTLASS CRUISER, F-85 CUTLASS, VISTA CRUISER, 4-4-2
1979-78	OLDSMOBILE OMEGA
1979-77	OLDSMOBILE STARFIRE & JETSTAR I
1979-78	PONTIAC GRAND AM
1979-78	PONTIAC GRAND PRIX
1979-78	PONTIAC LEMANS. GTO & TEMPEST (Exe. Canada)
1979-77	PONTIAC SUNBIRD, ASTRE, J2000
<b>503-0103</b>	<b>POWER GEAR</b>
1978-77	AMERICAN MOTORS AMBASSADOR, MATADOR, REBEL & CLASSIC
1978-77	AMERICAN MOTORS AMERICAN, GREMLIN & HORNET
1979-78	AMERICAN MOTORS AMX, CONCORD & JAVELIN
1979-77	BUICK CENTURY
1979-77	BUICK LESABRE
1979-77	BUICK PARK AVENUE, PARK AVENUE ULTRA, ELECTRA & ESTATE WAGON
1979-77	BUICK REGAL
1979-77	BUICK RIVIERA
1979-77	BUICK SKYHAWK
1979-77	BUICK SKYLARK, APOLLO, GRAN SPORT, SPECIAL & SPORTWAGON
1979-77	CADILLAC COMMERCIAL CHASSIS, FUNERAL COACH & LIMO
1979-77	CADILLAC DEVILLE, DEVILLE CONCOURS & CALAIS
1979-77	CADILLAC ELDORADO & SEVILLE
1979-77	CADILLAC FLEETWOOD SERIES
1979-77	CHEVROLET/GMC TRUCKS EL CAMINO & CABALLERO SPRINT
1979-77	CHEVROLET CAMARO
1979-77	CHEVROLET CAPRICE & IMPALA
1979-77	CHEVROLET MALIBU, CHEVELLE & LAGUNA
1979-77	CHEVROLET MONTE CARLO
1979-77	CHEVROLET MONZA
1979-77	CHEVROLET NOVA, CHEVY II
1977-76	CHEVROLET VEGA
1979-77	JEEP CHEROKEE
1979-77	JEEP J SERIES & GLADIATOR PICKUP
1979-77	JEEP WAGONEER
1979-77	OLDSMOBILE 88, DELTA 88, LSS, REGENCY & CUSTOM CRUISER
1979-77	OLDSMOBILE 98 REGENCY
1979-77	OLDSMOBILE CUTLASS SUPREME, CUTLASS CRUISER, F-85 CUTLASS, VISTA CRUISER, 4-4-2
1979-77	OLDSMOBILE OMEGA
1979-77	OLDSMOBILE STARFIRE & JETSTAR I

Part No.	Product Type
<b>503-0103 (Cont'd)</b>	<b>POWER GEAR</b>
1979	OLDSMOBILE TORONADO & TROFEO
1979-77	PONTIAC BONNEVILLE
1979-77	PONTIAC CATALINA
1979-77	PONTIAC FIREBIRD & TRANS AM
1979-77	PONTIAC GRAND AM
1979-77	PONTIAC GRAND PRIX
1979-77	PONTIAC GRAND SAFARI & SAFARI (Full Size Wagon)
1979-77	PONTIAC LEMANS. GTO & TEMPEST (Exe. Canada)
1979-77	PONTIAC PHOENIX
1979-77	PONTIAC SUNBIRD, ASTRE, J2000
1979-77	PONTIAC VENTURA & VENTURA II
<b>503-0104</b>	<b>POWER GEAR</b>
1976-64	CHEVROLET/GMC TRUCKS EL CAMINO & CABALLERO SPRINT
1976-67	CHEVROLET CAMARO
1976-64	CHEVROLET MALIBU, CHEVELLE & LAGUNA
1976-70	CHEVROLET MONTE CARLO
1976-67	PONTIAC FIREBIRD & TRANS AM
1971-64	PONTIAC LEMANS. GTO & TEMPEST (Exe. Canada)
<b>503-0105</b>	<b>POWER GEAR</b>
1979-77	CHEVROLET/GMC TRUCKS EL CAMINO & CABALLERO SPRINT
1979-77	CHEVROLET CAMARO
1979-77	CHEVROLET MALIBU, CHEVELLE & LAGUNA
1979-77	CHEVROLET MONTE CARLO
1979-77	PONTIAC FIREBIRD & TRANS AM
<b>503-0106</b>	<b>POWER GEAR</b>
1983-80	AMERICAN MOTORS AMX, CONCORD & JAVELIN
1988-80	AMERICAN MOTORS EAGLE
1981-80	BUICK CENTURY
1990-80	BUICK LESABRE
1990-80	BUICK PARK AVENUE, PARK AVENUE ULTRA, ELECTRA & ESTATE WAGON
1987-80	BUICK REGAL
1985-80	BUICK RIVIERA
1980	BUICK SKYHAWK
1981-80	BUICK SKYLARK, APOLLO, GRAN SPORT, SPECIAL & SPORTWAGON
1984-80	CADILLAC DEVILLE, DEVILLE CONCOURS & CALAIS
1985-80	CADILLAC ELDORADO & SEVILLE
1990-80	CADILLAC FLEETWOOD SERIES
1988-80	CHEVROLET/GMC TRUCKS EL CAMINO & CABALLERO SPRINT
1992-80	CHEVROLET CAMARO
1990-80	CHEVROLET CAPRICE & IMPALA
1983-80	CHEVROLET MALIBU, CHEVELLE & LAGUNA
1988-80	CHEVROLET MONTE CARLO
1980	CHEVROLET MONZA
1990-80	OLDSMOBILE 88, DELTA 88, LSS, REGENCY & CUSTOM CRUISER
1984-80	OLDSMOBILE 98 REGENCY
1988-80	OLDSMOBILE CUTLASS SUPREME, CUTLASS CRUISER, F-85 CUTLASS, VISTA CRUISER, 4-4-2
1980	OLDSMOBILE STARFIRE & JETSTAR I
1985-80	OLDSMOBILE TORONADO & TROFEO
1986-80	PONTIAC BONNEVILLE
1981-80	PONTIAC CATALINA
1992-80	PONTIAC FIREBIRD & TRANS AM
1980	PONTIAC GRAND AM
1987-80	PONTIAC GRAND PRIX
1989-80	PONTIAC GRAND SAFARI & SAFARI (Full Size Wagon)
1981-80	PONTIAC LEMANS. GTO & TEMPEST (Exe. Canada)

## Steering Gears - Numerical Listing

Part No.	Product Type	Part No.	Product Type
<b>503-0106 (Cont'd)</b>	<b>POWER GEAR</b>	<b>503-0110 (Cont'd)</b>	<b>POWER GEAR</b>
1986-83	PONTIAC PARISIENNE	1967-64	OLDSMOBILE DELMONT 88, DYNAMIC 88, JETSTAR 88 & SUPER 88
1980	PONTIAC SUNBIRD, ASTRE, J2000	1976-73	OLDSMOBILE OMEGA
<b>503-0107</b>	<b>POWER GEAR</b>	1976-75	OLDSMOBILE STARFIRE & JETSTAR I
1981-80	BUICK CENTURY	1976-73	PONTIAC BONNEVILLE
1983-80	BUICK REGAL	1976-64	PONTIAC CATALINA
1981-80	BUICK SKYLARK, APOLLO, GRAN SPORT, SPECIAL & SPORTWAGON	1975	PONTIAC EXECUTIVE, GRANDVILLE & STARCHIEF
1983-80	CHEVROLET/GMC TRUCKS EL CAMINO & CABALLERO SPRINT	1976-67	PONTIAC FIREBIRD & TRANS AM
1983-82	CHEVROLET CAMARO	1976-73	PONTIAC GRAND AM
1983-80	CHEVROLET MALIBU, CHEVELLE & LAGUNA	1976-70	PONTIAC GRAND PRIX
1985-80	CHEVROLET MONTE CARLO	1976-75	PONTIAC GRAND SAFARI & SAFARI (Full Size Wagon)
1984-80	OLDSMOBILE CUTLASS SUPREME, CUTLASS CRUISER, F-85 CUTLASS, VISTA CRUISER, 4-4-2	1976-64	PONTIAC LEMANS. GTO & TEMPEST (Exe. Canada)
1983-82	PONTIAC FIREBIRD & TRANS AM	1976-75	PONTIAC SUNBIRD, ASTRE, J2000
1980	PONTIAC GRAND AM	1976-71	PONTIAC VENTURA & VENTURA II
1981-80	PONTIAC GRAND PRIX	<b>503-0111</b>	<b>POWER GEAR</b>
1981-80	PONTIAC LEMANS. GTO & TEMPEST (Exe. Canada)	1987-84	BUICK REGAL
<b>503-0108</b>	<b>POWER GEAR</b>	1988-86	CHEVROLET/GMC TRUCKS EL CAMINO & CABALLERO SPRINT
1980	BUICK SKYHAWK	1992-82	CHEVROLET CAMARO
1980	CHEVROLET MONZA	1988-83	CHEVROLET MONTE CARLO
1980	OLDSMOBILE STARFIRE & JETSTAR I	1987-83	OLDSMOBILE CUTLASS SUPREME, CUTLASS CRUISER, F-85 CUTLASS, VISTA CRUISER, 4-4-2
1980	PONTIAC SUNBIRD, ASTRE, J2000	1992-82	PONTIAC FIREBIRD & TRANS AM
<b>503-0109</b>	<b>POWER GEAR</b>	1987-86	PONTIAC GRAND PRIX
1994-80	CADILLAC COMMERCIAL CHASSIS, FUNERAL COACH & LIMO	<b>503-0112</b>	<b>POWER GEAR</b>
1994-91	CADILLAC FLEETWOOD SERIES	1990-86	CHEVROLET CAPRICE & IMPALA
<b>503-0110</b>	<b>POWER GEAR</b>	<b>503-0113</b>	<b>POWER GEAR</b>
1977-64	AMERICAN MOTORS AMBASSADOR, MATADOR, REBEL & CLASSIC	1994-92	CHEVROLET CAPRICE & IMPALA
1976-64	AMERICAN MOTORS AMERICAN, GREMLIN & HORNET	<b>503-0114</b>	<b>POWER GEAR</b>
1974-68	AMERICAN MOTORS AMX, CONCORD & JAVELIN	1976-68	CHEVROLET/GMC TRUCKS C, K SERIES PICKUP (2WD & 4WD)
1974-71	BUICK CENTURION, INVICTA & WILDCAT	1976-68	CHEVROLET/GMC TRUCKS SUBURBAN, YUKON XL, YUKON DENALI XL
1976-73	BUICK CENTURY	1976-70	CHEVROLET/GMC TRUCKS TAHOE, YUKON, YUKON DENALI, BLAZER (Full Size), JIMMY (Full Size)
1976-64	BUICK LESABRE	<b>503-0115</b>	<b>POWER GEAR</b>
1976-71	BUICK PARK AVENUE, PARK AVENUE ULTRA, ELECTRA & ESTATE WAGON	1976-71	CHEVROLET/GMC TRUCKS G SERIES VAN
1976-73	BUICK REGAL	<b>503-0116</b>	<b>POWER GEAR</b>
1976-71	BUICK RIVIERA	1979-77	CHEVROLET/GMC TRUCKS C, K SERIES PICKUP (2WD & 4WD)
1976-75	BUICK SKYHAWK	1979-77	CHEVROLET/GMC TRUCKS SUBURBAN, YUKON XL, YUKON DENALI XL
1976-64	BUICK SKYLARK, APOLLO, GRAN SPORT, SPECIAL & SPORTWAGON	1979-77	CHEVROLET/GMC TRUCKS TAHOE, YUKON, YUKON DENALI, BLAZER (Full Size), JIMMY (Full Size)
1976-75	CADILLAC ELDORADO & SEVILLE	<b>503-0117</b>	<b>POWER GEAR</b>
1976-64	CHEVROLET/GMC TRUCKS EL CAMINO & CABALLERO SPRINT	1979-77	CHEVROLET/GMC TRUCKS G SERIES VAN
1975-65	CHEVROLET BEL AIR, BISCAYNE, BROOKWOOD, KINGSWOOD & TOWNSMAN	<b>503-0118</b>	<b>POWER GEAR</b>
1976-67	CHEVROLET CAMARO	1979-76	CHEVROLET/GMC TRUCKS P SERIES
1976-66	CHEVROLET CAPRICE & IMPALA	<b>503-0119</b>	<b>POWER GEAR</b>
1976-64	CHEVROLET MALIBU, CHEVELLE & LAGUNA	1986-80	CHEVROLET/GMC TRUCKS C, K SERIES PICKUP (2WD & 4WD)
1976-70	CHEVROLET MONTE CARLO	1991-87	CHEVROLET/GMC TRUCKS R, V SERIES PICKUP (2WD & 4WD)
1976-75	CHEVROLET MONZA	1991-80	CHEVROLET/GMC TRUCKS SUBURBAN, YUKON XL, YUKON DENALI XL
1976-67	CHEVROLET NOVA, CHEVY II	1991-80	CHEVROLET/GMC TRUCKS TAHOE, YUKON, YUKON DENALI, BLAZER (Full Size), JIMMY (Full Size)
1975-71	CHEVROLET VEGA	<b>503-0120</b>	<b>POWER GEAR</b>
1975-72	IHC TRUCKS SCOUT II, TERRA & TRAVELLER	1982-80	CHEVROLET/GMC TRUCKS G SERIES VAN
1976-71	JEEP CHEROKEE	<b>503-0121</b>	<b>POWER GEAR</b>
1976-71	JEEP J SERIES & GLADIATOR PICKUP	1986-80	CHEVROLET/GMC TRUCKS C, K SERIES PICKUP (2WD & 4WD)
1976-71	JEEP WAGONEER		
1976-72	OLDSMOBILE 88, DELTA 88, LSS, REGENCY & CUSTOM CRUISER		
1976-64	OLDSMOBILE CUTLASS SUPREME, CUTLASS CRUISER, F-85 CUTLASS, VISTA CRUISER, 4-4-2		

## Steering Gears - Numerical Listing

Part No.	Product Type
<b>503-0121 (Cont'd) POWER GEAR</b>	
1991-87	CHEVROLET/GMC TRUCKS R, V SERIES PICKUP (2WD & 4WD)
1991-80	CHEVROLET/GMC TRUCKS SUBURBAN, YUKON XL, YUKON DENALI XL
1991-80	CHEVROLET/GMC TRUCKS TAHOE, YUKON, YUKON DENALI, BLAZER (Full Size), JIMMY (Full Size)
<b>503-0122 POWER GEAR</b>	
1988-80	AMERICAN MOTORS EAGLE
1992-91	CADILLAC FLEETWOOD SERIES
1984-82	CHEVROLET/GMC TRUCKS S SERIES BLAZER, JIMMY & TYPHOON
1994-82	CHEVROLET/GMC TRUCKS S SERIES PICKUP, SONOMA, SYCLONE
2001-84	JEEP CHEROKEE
1993-84	JEEP COMANCHE
1995-93	JEEP GRAND CHEROKEE
1993	JEEP GRAND WAGONEER
1990-84	JEEP WAGONEER
1986-83	PONTIAC BONNEVILLE
<b>503-0123 POWER GEAR</b>	
1991-83	CHEVROLET/GMC TRUCKS G SERIES VAN
<b>503-0124 POWER GEAR</b>	
1998-80	CHEVROLET/GMC TRUCKS P SERIES
1981-80	DODGE TRUCKS D400
<b>503-0125 POWER GEAR</b>	
1994-80	CHEVROLET/GMC TRUCKS P SERIES
<b>503-0126 POWER GEAR</b>	
1999-85	CHEVROLET/GMC TRUCKS ASTRO, SAFARI MINI VAN
<b>503-0127 POWER GEAR</b>	
2001-90	CHEVROLET/GMC TRUCKS ASTRO, SAFARI MINI VAN
<b>503-0128 POWER GEAR</b>	
2000-88	CHEVROLET/GMC TRUCKS C, K SERIES PICKUP (2WD & 4WD)
2006-05	CHEVROLET/GMC TRUCKS EXPRESS, SAVANA
1999-92	CHEVROLET/GMC TRUCKS SUBURBAN, YUKON XL, YUKON DENALI XL
1999-97	CHEVROLET/GMC TRUCKS TAHOE, YUKON, YUKON DENALI, BLAZER (Full Size), JIMMY (Full Size)
1996-94	DODGE TRUCKS R SERIES PICKUP (2WD & 4WD)
<b>503-0129 POWER GEAR</b>	
1995-88	CHEVROLET/GMC TRUCKS C, K SERIES PICKUP (2WD & 4WD)
1995-92	CHEVROLET/GMC TRUCKS SUBURBAN, YUKON XL, YUKON DENALI XL
1995-92	CHEVROLET/GMC TRUCKS TAHOE, YUKON, YUKON DENALI, BLAZER (Full Size), JIMMY (Full Size)
<b>503-0130 POWER GEAR</b>	
1990-80	CHEVROLET/GMC TRUCKS - MEDIUM DUTY 40-80 SERIES
<b>503-0131 POWER GEAR</b>	
1979-60	CHEVROLET/GMC TRUCKS - MEDIUM DUTY 40-80 SERIES
<b>503-0132 POWER GEAR</b>	
1993-91	BUICK ROADMASTER
1993	CADILLAC COMMERCIAL CHASSIS, FUNERAL COACH & LIMO
1993	CADILLAC FLEETWOOD SERIES
1994-91	CHEVROLET CAPRICE & IMPALA
1992-91	OLDSMOBILE 88, DELTA 88, LSS, REGENCY & CUSTOM CRUISER
<b>503-0133 POWER GEAR</b>	
1994-91	CHEVROLET CAPRICE & IMPALA

Part No.	Product Type
<b>503-0134 POWER GEAR</b>	
1996-92	CHEVROLET/GMC TRUCKS G SERIES VAN
<b>503-0135 POWER GEAR</b>	
1994-85	CHEVROLET/GMC TRUCKS S SERIES BLAZER, JIMMY & TYPHOON
1993-85	CHEVROLET/GMC TRUCKS S SERIES PICKUP, SONOMA, SYCLONE
1994-91	OLDSMOBILE TRUCKS BRAVADA
<b>503-0136 POWER GEAR</b>	
1994	CHEVROLET/GMC TRUCKS S SERIES PICKUP, SONOMA, SYCLONE
<b>503-0137 POWER GEAR</b>	
2002-96	CHEVROLET/GMC TRUCKS EXPRESS, SAVANA
1998-94	DODGE TRUCKS B SERIES VAN
<b>503-0138 POWER GEAR</b>	
1999-95	CHEVROLET/GMC TRUCKS ASTRO, SAFARI MINI VAN
<b>503-0139 POWER GEAR</b>	
2005-95	CHEVROLET/GMC TRUCKS S SERIES BLAZER, JIMMY & TYPHOON
2004-94	CHEVROLET/GMC TRUCKS S SERIES PICKUP, SONOMA, SYCLONE
2000-98	CHEVROLET/GMC TRUCKS TRAILBLAZER, ENVOY
2000-98	ISUZU TRUCKS HOMBRE, PICKUP
2001-96	OLDSMOBILE TRUCKS BRAVADA
<b>503-0140 POWER GEAR</b>	
1996-92	BUICK ROADMASTER
2005-95	CHEVROLET/GMC TRUCKS S SERIES BLAZER, JIMMY & TYPHOON
2003-95	CHEVROLET/GMC TRUCKS S SERIES PICKUP, SONOMA, SYCLONE
1999-98	CHEVROLET/GMC TRUCKS TRAILBLAZER, ENVOY
1996-95	CHEVROLET CAPRICE & IMPALA
2000-96	ISUZU TRUCKS HOMBRE, PICKUP
1998	JEEP TJ (Canada)
1998	JEEP WRANGLER
<b>503-0142 POWER GEAR</b>	
1996-95	BUICK ROADMASTER
1996-95	CHEVROLET CAPRICE & IMPALA
<b>503-0143 POWER GEAR</b>	
1996-94	CADILLAC COMMERCIAL CHASSIS, FUNERAL COACH & LIMO
1996-94	CADILLAC FLEETWOOD SERIES
<b>503-0144 POWER GEAR</b>	
1996	CHEVROLET/GMC TRUCKS C, K SERIES PICKUP (2WD & 4WD)
1996	CHEVROLET/GMC TRUCKS SUBURBAN, YUKON XL, YUKON DENALI XL
1996	CHEVROLET/GMC TRUCKS TAHOE, YUKON, YUKON DENALI, BLAZER (Full Size), JIMMY (Full Size)
<b>503-0145 POWER GEAR</b>	
2003-96	CHEVROLET/GMC TRUCKS S SERIES PICKUP, SONOMA, SYCLONE
<b>503-0146 POWER GEAR</b>	
1998-90	CHEVROLET/GMC TRUCKS C, K SERIES PICKUP (2WD & 4WD)
1999-97	DODGE TRUCKS R SERIES PICKUP (2WD & 4WD)
<b>503-0147 POWER GEAR</b>	
2002-96	CHEVROLET/GMC TRUCKS EXPRESS, SAVANA



## Steering Gears - Numerical Listing

Part No.	Product Type
<b>503-0149</b>	<b>POWER GEAR</b>
1998-95	CHEVROLET/GMC TRUCKS ASTRO, SAFARI MINI VAN
<b>503-0150</b>	<b>POWER GEAR</b>
2000-99	CADILLAC TRUCKS ESCALADE
1999-97	CHEVROLET/GMC TRUCKS C, K SERIES PICKUP (2WD & 4WD)
1999-98	CHEVROLET/GMC TRUCKS SUBURBAN, YUKON XL, YUKON DENALI XL
2000-98	CHEVROLET/GMC TRUCKS TAHOE, YUKON, YUKON DENALI, BLAZER (Full Size), JIMMY (Full Size)
<b>503-0151</b>	<b>POWER GEAR</b>
1996-95	CADILLAC COMMERCIAL CHASSIS, FUNERAL COACH & LIMO
1996-95	CADILLAC FLEETWOOD SERIES
<b>503-0152</b>	<b>POWER GEAR</b>
1994-85	CHEVROLET/GMC TRUCKS ASTRO, SAFARI MINI VAN
<b>503-0153</b>	<b>POWER GEAR</b>
2006-02	CHEVROLET/GMC TRUCKS AVALANCHE
2007	CHEVROLET/GMC TRUCKS SIERRA CLASSIC SERIES PICKUP (2WD & 4WD) HD
2007	CHEVROLET/GMC TRUCKS SIERRA CLASSIC SERIES PICKUP (2WD & 4WD)
2007	CHEVROLET/GMC TRUCKS SIERRA DENALI CLASSIC
2007-01	CHEVROLET/GMC TRUCKS SIERRA SERIES PICKUP (2WD & 4WD) HD
2006-99	CHEVROLET/GMC TRUCKS SIERRA SERIES PICKUP (2WD & 4WD)
2007	CHEVROLET/GMC TRUCKS SILVERADO CLASSIC SERIES PICKUP (2WD & 4WD) HD
2007	CHEVROLET/GMC TRUCKS SILVERADO CLASSIC SERIES PICKUP (2WD & 4WD)
2007	CHEVROLET/GMC TRUCKS SILVERADO CLASSIC SS
2007-01	CHEVROLET/GMC TRUCKS SILVERADO SERIES PICKUP (2WD & 4WD) HD
2006-99	CHEVROLET/GMC TRUCKS SILVERADO SERIES PICKUP (2WD & 4WD)
2006-00	CHEVROLET/GMC TRUCKS SUBURBAN, YUKON XL, YUKON DENALI XL
<b>503-0154</b>	<b>POWER GEAR</b>
1999-92	CHEVROLET/GMC TRUCKS P SERIES
<b>503-0156</b>	<b>POWER GEAR</b>
2002-99	CHEVROLET/GMC TRUCKS ASTRO, SAFARI MINI VAN
<b>503-0157</b>	<b>POWER GEAR</b>
2002-99	CHEVROLET/GMC TRUCKS SIERRA SERIES PICKUP (2WD & 4WD)
2002-99	CHEVROLET/GMC TRUCKS SILVERADO SERIES PICKUP (2WD & 4WD)
2001-00	CHEVROLET/GMC TRUCKS SUBURBAN, YUKON XL, YUKON DENALI XL
2002-01	CHEVROLET/GMC TRUCKS TAHOE, YUKON, YUKON DENALI, BLAZER (Full Size), JIMMY (Full Size)
<b>503-0158</b>	<b>POWER GEAR</b>
2006-02	CADILLAC TRUCKS ESCALADE
2006-02	CHEVROLET/GMC TRUCKS AVALANCHE
2007	CHEVROLET/GMC TRUCKS SIERRA CLASSIC SERIES PICKUP (2WD & 4WD)
2006-99	CHEVROLET/GMC TRUCKS SIERRA SERIES PICKUP (2WD & 4WD)
2007	CHEVROLET/GMC TRUCKS SILVERADO CLASSIC SERIES PICKUP (2WD & 4WD)

Part No.	Product Type
<b>503-0158 (Cont'd)</b>	<b>POWER GEAR</b>
2006-99	CHEVROLET/GMC TRUCKS SILVERADO SERIES PICKUP (2WD & 4WD)
2006-00	CHEVROLET/GMC TRUCKS SUBURBAN, YUKON XL, YUKON DENALI XL
2006-00	CHEVROLET/GMC TRUCKS TAHOE, YUKON, YUKON DENALI, BLAZER (Full Size), JIMMY (Full Size)
<b>503-0159</b>	<b>POWER GEAR</b>
2006-03	CADILLAC TRUCKS ESCALADE ESV
2006-02	CADILLAC TRUCKS ESCALADE EXT
2006-02	CADILLAC TRUCKS ESCALADE
2006-02	CHEVROLET/GMC TRUCKS AVALANCHE
2006-01	CHEVROLET/GMC TRUCKS SIERRA SERIES PICKUP (2WD & 4WD)
2006-01	CHEVROLET/GMC TRUCKS SILVERADO SERIES PICKUP (2WD & 4WD)
2006-01	CHEVROLET/GMC TRUCKS SUBURBAN, YUKON XL, YUKON DENALI XL
2006-01	CHEVROLET/GMC TRUCKS TAHOE, YUKON, YUKON DENALI, BLAZER (Full Size), JIMMY (Full Size)
<b>503-0160</b>	<b>POWER GEAR</b>
1982-81	CHEVROLET/GMC TRUCKS LUV PICKUP
1982-81	ISUZU TRUCKS HOMBRE, PICKUP
<b>503-0161</b>	<b>POWER GEAR</b>
1998-90	CHEVROLET/GMC TRUCKS TRACKER
1997-90	GEO TRUCKS TRACKER
1998-92	SUZUKI TRUCKS SIDEKICK
1998-96	SUZUKI TRUCKS X-90
<b>503-0162</b>	<b>POWER GEAR</b>
2001-97	CADILLAC CATERA
<b>503-0174</b>	<b>POWER GEAR</b>
2002	CHEVROLET/GMC TRUCKS ASTRO, SAFARI MINI VAN
<b>503-0175</b>	<b>POWER GEAR</b>
2000-93	CHEVROLET/GMC TRUCKS - MEDIUM DUTY B7000 SERIES (School Bus)
2002-90	CHEVROLET/GMC TRUCKS - MEDIUM DUTY C6 SERIES (Topkick, Kodiak)
2002-90	CHEVROLET/GMC TRUCKS - MEDIUM DUTY C7 SERIES (Topkick, Kodiak)
1996-92	CHEVROLET/GMC TRUCKS - MEDIUM DUTY P6 SERIES (Delivery Truck)
<b>503-0176</b>	<b>POWER GEAR</b>
2002-98	CHEVROLET/GMC TRUCKS C, K SERIES PICKUP (2WD & 4WD)
<b>503-0177</b>	<b>POWER GEAR</b>
2005-03	CHEVROLET/GMC TRUCKS ASTRO, SAFARI MINI VAN
<b>503-0178</b>	<b>POWER GEAR</b>
2006-02	CHEVROLET/GMC TRUCKS AVALANCHE
2006-03	CHEVROLET/GMC TRUCKS EXPRESS, SAVANA
2006-01	CHEVROLET/GMC TRUCKS SIERRA SERIES PICKUP (2WD & 4WD) HD
2006-99	CHEVROLET/GMC TRUCKS SIERRA SERIES PICKUP (2WD & 4WD)
2006-01	CHEVROLET/GMC TRUCKS SILVERADO SERIES PICKUP (2WD & 4WD) HD
2006-99	CHEVROLET/GMC TRUCKS SILVERADO SERIES PICKUP (2WD & 4WD)
2006-00	CHEVROLET/GMC TRUCKS SUBURBAN, YUKON XL, YUKON DENALI XL

## Steering Gears - Numerical Listing

Part No.	Product Type
<b>503-0179</b>	<b>POWER GEAR</b>
2005-00	CHEVROLET/GMC TRUCKS S SERIES BLAZER, JIMMY & TYPHOON
2000	CHEVROLET/GMC TRUCKS TRAILBLAZER, ENVOY
<b>503-0180</b>	<b>POWER GEAR</b>
2005-03	CHEVROLET/GMC TRUCKS ASTRO, SAFARI MINI VAN
<b>503-0181</b>	<b>POWER GEAR</b>
1995-87	CHEVROLET/GMC TRUCKS LLV (POSTAL)
<b>503-0182</b>	<b>POWER GEAR</b>
1995-90	CHEVROLET/GMC TRUCKS C, K SERIES PICKUP (2WD & 4WD)
<b>503-0183</b>	<b>POWER GEAR</b>
2007	CHEVROLET/GMC TRUCKS SIERRA CLASSIC SERIES PICKUP (2WD & 4WD)
2006-04	CHEVROLET/GMC TRUCKS SIERRA SERIES PICKUP (2WD & 4WD)
2007	CHEVROLET/GMC TRUCKS SILVERADO CLASSIC SERIES PICKUP (2WD & 4WD)
2006-04	CHEVROLET/GMC TRUCKS SILVERADO SERIES PICKUP (2WD & 4WD)
<b>503-0184</b>	<b>POWER GEAR</b>
2006-04	CHEVROLET/GMC TRUCKS SIERRA SERIES PICKUP (2WD & 4WD)
2006-04	CHEVROLET/GMC TRUCKS SILVERADO SERIES PICKUP (2WD & 4WD)
<b>503-0186</b>	<b>POWER GEAR</b>
2010-07	CHEVROLET/GMC TRUCKS SIERRA SERIES PICKUP (2WD & 4WD) HD
2010-07	CHEVROLET/GMC TRUCKS SILVERADO SERIES PICKUP (2WD & 4WD) HD
<b>503-0187</b>	<b>POWER GEAR</b>
1994	BUICK ROADMASTER
<b>503-0188</b>	<b>POWER GEAR</b>
2013-07	CHEVROLET/GMC TRUCKS EXPRESS, SAVANA
2010-07	CHEVROLET/GMC TRUCKS SIERRA SERIES PICKUP (2WD & 4WD) HD
2010-07	CHEVROLET/GMC TRUCKS SILVERADO SERIES PICKUP (2WD & 4WD) HD
2013-07	CHEVROLET/GMC TRUCKS SUBURBAN, YUKON XL, YUKON DENALI XL
<b>503-0189</b>	<b>POWER GEAR</b>
2009-03	CHEVROLET/GMC TRUCKS - MEDIUM DUTY C4 SERIES (Topkick, Kodiak)
2009-03	CHEVROLET/GMC TRUCKS - MEDIUM DUTY C5 SERIES (Topkick, Kodiak)
<b>503-0190</b>	<b>POWER GEAR</b>
2013-11	CHEVROLET/GMC TRUCKS SIERRA SERIES PICKUP (2WD & 4WD) HD
2013-11	CHEVROLET/GMC TRUCKS SIERRA SERIES PICKUP (2WD & 4WD)
2013-11	CHEVROLET/GMC TRUCKS SILVERADO SERIES PICKUP (2WD & 4WD) HD
2013-11	CHEVROLET/GMC TRUCKS SILVERADO SERIES PICKUP (2WD & 4WD)
<b>503-0191</b>	<b>POWER GEAR</b>
2013-11	CHEVROLET/GMC TRUCKS SIERRA SERIES PICKUP (2WD & 4WD) HD

Part No.	Product Type
<b>503-0191 (Cont'd)</b>	<b>POWER GEAR</b>
2013-11	CHEVROLET/GMC TRUCKS SIERRA SERIES PICKUP (2WD & 4WD)
2013-11	CHEVROLET/GMC TRUCKS SILVERADO SERIES PICKUP (2WD & 4WD) HD
2013-11	CHEVROLET/GMC TRUCKS SILVERADO SERIES PICKUP (2WD & 4WD)
<b>503-0192</b>	<b>POWER GEAR</b>
2009-03	CHEVROLET/GMC TRUCKS - MEDIUM DUTY C6 SERIES (Topkick, Kodiak)
2009-03	CHEVROLET/GMC TRUCKS - MEDIUM DUTY C7 SERIES (Topkick, Kodiak)
<b>503-0193</b>	<b>POWER GEAR</b>
2009-03	CHEVROLET/GMC TRUCKS - MEDIUM DUTY C6 SERIES (Topkick, Kodiak)
2009-03	CHEVROLET/GMC TRUCKS - MEDIUM DUTY C7 SERIES (Topkick, Kodiak)
<b>503-0194</b>	<b>MANUAL GEAR</b>
1997-90	GEO TRUCKS TRACKER
<b>504-0103</b>	<b>POWER GEAR</b>
2001-96	AM GENERAL HUMMER
2004-02	HUMMER TRUCKS H1
<b>504-0104</b>	<b>POWER GEAR</b>
2007-03	HUMMER TRUCKS H2
<b>504-0105</b>	<b>POWER GEAR</b>
1995-92	AM GENERAL HUMMER
<b>504-0106</b>	<b>POWER GEAR</b>
2008	HUMMER TRUCKS H2
<b>504-0107</b>	<b>POWER GEAR</b>
2006	HUMMER TRUCKS H1
<b>504-0108</b>	<b>POWER GEAR</b>
2009	HUMMER TRUCKS H2
<b>505-0101</b>	<b>POWER GEAR</b>
1999-97	ACURA TRUCKS SLX
2002-97	ISUZU TRUCKS TROOPER, TROOPER II
2001-99	ISUZU TRUCKS VEHICROSS
<b>505-0102</b>	<b>POWER GEAR</b>
1996	ACURA TRUCKS SLX
1997-94	HONDA TRUCKS PASSPORT
1994-89	ISUZU TRUCKS AMIGO
1995-88	ISUZU TRUCKS HOMBRE, PICKUP
1997-91	ISUZU TRUCKS RODEO
1996-87	ISUZU TRUCKS TROOPER, TROOPER II
<b>505-0105</b>	<b>POWER GEAR</b>
2009	CHEVROLET/GMC TRUCKS - MEDIUM DUTY W SERIES (Tilt Cab)
2010-08	ISUZU TRUCKS - MEDIUM DUTY NPR HD
2010-07	ISUZU TRUCKS - MEDIUM DUTY NPR
2010-08	ISUZU TRUCKS - MEDIUM DUTY NQR
2010-08	ISUZU TRUCKS - MEDIUM DUTY NRR
<b>505-0106</b>	<b>POWER GEAR</b>
2008-04	CHEVROLET/GMC TRUCKS - MEDIUM DUTY W SERIES (Tilt Cab)
2007-04	ISUZU TRUCKS - MEDIUM DUTY NPR HD
2008-04	ISUZU TRUCKS - MEDIUM DUTY NPR
2007-04	ISUZU TRUCKS - MEDIUM DUTY NQR

## Steering Gears - Numerical Listing

Part No.	Product Type	Part No.	Product Type
<b>505-0106 (Cont'd)</b>	<b>POWER GEAR</b>	<b>506-0131</b>	<b>POWER GEAR</b>
2007-05 ISUZU TRUCKS - MEDIUM DUTY NRR		1993-91 BMW M5	
<b>505-0107</b>	<b>POWER GEAR</b>	<b>506-0132</b>	<b>POWER GEAR</b>
2006-04 ISUZU TRUCKS - MEDIUM DUTY NPR		1993-91 BMW M5	
<b>505-0108</b>	<b>POWER GEAR</b>	<b>506-0133</b>	<b>POWER GEAR</b>
2002 ISUZU TRUCKS RODEO		2003-00 BMW M5	
<b>506-0101</b>	<b>POWER GEAR</b>	<b>506-0134</b>	<b>POWER GEAR</b>
2003-97 BMW 540i		1989-88 BMW 635CSi	
2000-99 BMW 540iT		1988 BMW M6	
<b>506-0102</b>	<b>POWER GEAR</b>	<b>508-0101</b>	<b>POWER GEAR</b>
1986-85 BMW 524td		1989-86 MAZDA TRUCKS B2000 PICKUP	
1988-82 BMW 528e		1993-87 MAZDA TRUCKS B2200 PICKUP	
1984-83 BMW 533i		<b>508-0102</b>	<b>POWER GEAR</b>
1987-85 BMW 535i		1989-87 MAZDA TRUCKS B2600 PICKUP	
1988 BMW 535iS		<b>508-0103</b>	<b>POWER GEAR</b>
<b>506-0103</b>	<b>POWER GEAR</b>	1993-90 MAZDA TRUCKS B2600 PICKUP	
1995-90 BMW 525i		<b>508-0104</b>	<b>POWER GEAR</b>
1995-93 BMW 525iT		1982-81 MAZDA 626	
1995-94 BMW 530i		<b>509-0101</b>	<b>POWER GEAR</b>
1993-90 BMW 535i		2000-92 MITSUBISHI TRUCKS MONTERO	
<b>506-0108</b>	<b>POWER GEAR</b>	<b>509-0102</b>	<b>POWER GEAR</b>
1995-94 BMW 530i		1999-97 MITSUBISHI TRUCKS MONTERO SPORT	
1995-94 BMW 530iT		<b>509-0103</b>	<b>POWER GEAR</b>
1995-94 BMW 540i		2004-00 MITSUBISHI TRUCKS MONTERO SPORT	
<b>506-0116</b>	<b>POWER GEAR</b>	<b>509-0104</b>	<b>POWER GEAR</b>
1987 BMW 635CSi		1991-90 MITSUBISHI TRUCKS MONTERO	
1988-87 BMW M6		<b>510-0101</b>	<b>POWER GEAR</b>
<b>506-0117</b>	<b>POWER GEAR</b>	1989-86 NISSAN/DATSUN TRUCKS FRONTIER, D21 PICKUP	
1989-85 BMW 635CSi		1989-87 NISSAN/DATSUN TRUCKS PATHFINDER	
1988 BMW M5		<b>510-0102</b>	<b>POWER GEAR</b>
1987 BMW M6		1983-80 NISSAN/DATSUN TRUCKS 720 PICKUP	
<b>506-0119</b>	<b>POWER GEAR</b>	<b>510-0103</b>	<b>POWER GEAR</b>
1984-79 BMW 733i		1986-83 NISSAN/DATSUN TRUCKS 720 PICKUP	
1986-85 BMW 735i, 735iL		<b>510-0104</b>	<b>POWER GEAR</b>
1986 BMW L7		1997-86 NISSAN/DATSUN TRUCKS FRONTIER, D21 PICKUP	
<b>506-0120</b>	<b>POWER GEAR</b>	1989-87 NISSAN/DATSUN TRUCKS PATHFINDER	
1992-90 BMW 735i, 735iL		<b>510-0105</b>	<b>POWER GEAR</b>
<b>506-0121</b>	<b>POWER GEAR</b>	1999-86 NISSAN/DATSUN TRUCKS FRONTIER, D21 PICKUP	
1989-87 BMW 735i, 735iL		<b>510-0106</b>	<b>POWER GEAR</b>
1989-88 BMW 750iL		1999-94 NISSAN/DATSUN TRUCKS FRONTIER, D21 PICKUP	
<b>506-0124</b>	<b>POWER GEAR</b>	1995-93 NISSAN/DATSUN TRUCKS PATHFINDER	
2001-93 BMW 740i, 740iL		2000 NISSAN/DATSUN TRUCKS XTERRA	
2001-91 BMW 750iL		<b>510-0107</b>	<b>POWER GEAR</b>
<b>506-0126</b>	<b>POWER GEAR</b>	1993-91 NISSAN/DATSUN TRUCKS FRONTIER, D21 PICKUP	
1997-94 BMW 840ci		1992-91 NISSAN/DATSUN TRUCKS PATHFINDER	
1997-95 BMW 850ci		<b>510-0108</b>	<b>POWER GEAR</b>
<b>506-0127</b>	<b>POWER GEAR</b>	1983-80 NISSAN/DATSUN 200SX	
1997-94 BMW 840ci		<b>510-0109</b>	<b>POWER GEAR</b>
<b>506-0129</b>	<b>POWER GEAR</b>	1981-79 NISSAN/DATSUN 280Z & 280ZX	
1994-93 BMW 850ci		<b>510-0110</b>	<b>POWER GEAR</b>
1992-91 BMW 850i		1990-87 NISSAN/DATSUN TRUCKS VAN	
<b>506-0130</b>	<b>POWER GEAR</b>	<b>510-0111</b>	<b>POWER GEAR</b>
1994-93 BMW 850ci		2004-00 NISSAN/DATSUN TRUCKS FRONTIER, D21 PICKUP	
1992-91 BMW 850i			

## Steering Gears - Numerical Listing

Part No.	Product Type
<b>510-0111 (Cont'd)</b>	<b>POWER GEAR</b>
2004-00 NISSAN/DATSUN TRUCKS XTERRA	
<b>510-0112</b>	<b>POWER GEAR</b>
2004-00 NISSAN/DATSUN TRUCKS FRONTIER, D21 PICKUP	
<b>510-0113</b>	<b>POWER GEAR</b>
1990 NISSAN/DATSUN TRUCKS FRONTIER, D21 PICKUP	
1990 NISSAN/DATSUN TRUCKS PATHFINDER	
<b>510-0114</b>	<b>POWER GEAR</b>
2015-12 NISSAN/DATSUN TRUCKS NV SERIES VANS	
<b>511-0101</b>	<b>POWER GEAR</b>
1988-81 TOYOTA TRUCKS TACOMA & PICKUP	
<b>511-0102</b>	<b>POWER GEAR</b>
1989-86 TOYOTA TRUCKS 4RUNNER	
1988-86 TOYOTA TRUCKS TACOMA & PICKUP	
<b>511-0103</b>	<b>POWER GEAR</b>
1985-84 TOYOTA TRUCKS 4RUNNER	
1985-82 TOYOTA TRUCKS TACOMA & PICKUP	
<b>511-0104</b>	<b>POWER GEAR</b>
1991-89 TOYOTA TRUCKS 4RUNNER	
1991-85 TOYOTA TRUCKS TACOMA & PICKUP	
<b>511-0105</b>	<b>POWER GEAR</b>
1985-84 TOYOTA TRUCKS VAN	
<b>511-0106</b>	<b>POWER GEAR</b>
1995-92 TOYOTA TRUCKS 4RUNNER	
1998-93 TOYOTA TRUCKS T100 PICKUP	
1995-92 TOYOTA TRUCKS TACOMA & PICKUP	
<b>511-0107</b>	<b>POWER GEAR</b>
1980-79 TOYOTA TRUCKS LAND CRUISER	
<b>511-0108</b>	<b>POWER GEAR</b>
1995-89 TOYOTA TRUCKS TACOMA & PICKUP	
<b>511-0109</b>	<b>POWER GEAR</b>
1995-89 TOYOTA TRUCKS TACOMA & PICKUP	
<b>511-0110</b>	<b>POWER GEAR</b>
1995-89 TOYOTA TRUCKS TACOMA & PICKUP	
<b>511-0111</b>	<b>POWER GEAR</b>
1997-96 LEXUS TRUCKS LX450	
1998-90 TOYOTA TRUCKS LAND CRUISER	
<b>511-0112</b>	<b>POWER GEAR</b>
1981 TOYOTA CELICA (Exc. Supra)	
1981 TOYOTA CORONA	
<b>511-0113</b>	<b>POWER GEAR</b>
1982-81 TOYOTA COROLLA	
<b>511-0114</b>	<b>POWER GEAR</b>
1990-85 TOYOTA TRUCKS LAND CRUISER	
<b>513-0101</b>	<b>POWER GEAR</b>
1979-76 IHC TRUCKS SCOUT II, TERRA & TRAVELLER	
<b>513-0102</b>	<b>POWER GEAR</b>
1979-76 IHC TRUCKS SCOUT II, TERRA & TRAVELLER	
<b>513-0103</b>	<b>POWER GEAR</b>
1980 IHC TRUCKS SCOUT II, TERRA & TRAVELLER	
<b>513-0105</b>	<b>POWER GEAR</b>
1987-83 ISUZU TRUCKS HOMBRE, PICKUP	
1986-84 ISUZU TRUCKS TROOPER, TROOPER II	

Part No.	Product Type
<b>513-0106</b>	<b>POWER GEAR</b>
2002-97 KIA TRUCKS SPORTAGE	
<b>513-0107</b>	<b>POWER GEAR</b>
1997 KIA TRUCKS SPORTAGE	
<b>513-0108</b>	<b>POWER GEAR</b>
1996-94 MERCEDES C220	
2000-97 MERCEDES C230	
1997-94 MERCEDES C280	
1997-95 MERCEDES C36	
<b>513-0109</b>	<b>POWER GEAR</b>
1993-92 MERCEDES 300SD	
1993-92 MERCEDES 300SE	
1992 MERCEDES 400SE	
1993 MERCEDES 400SEL	
1993 MERCEDES 500SEC	
1993-92 MERCEDES 500SEL	
1993 MERCEDES 600SEC	
1993-92 MERCEDES 600SEL	
1997-94 MERCEDES S320	
1995-94 MERCEDES S350	
1996-94 MERCEDES S420	
1996-94 MERCEDES S500	
1996-94 MERCEDES S600	
<b>513-0110</b>	<b>POWER GEAR</b>
1993-92 MERCEDES 300SD	
1993-92 MERCEDES 300SE	
1992 MERCEDES 400SE	
1993 MERCEDES 400SEL	
1993 MERCEDES 500SEC	
1993-92 MERCEDES 500SEL	
1993 MERCEDES 600SEC	
1993-92 MERCEDES 600SEL	
1998 MERCEDES CL500	
1999-94 MERCEDES S320	
1995-94 MERCEDES S350	
1997-94 MERCEDES S420	
1999-94 MERCEDES S500	
1999-94 MERCEDES S600	
<b>513-0111</b>	<b>POWER GEAR</b>
1997-94 LAND ROVER DEFENDER 90	
1999-94 LAND ROVER DISCOVERY	
<b>513-0112</b>	<b>POWER GEAR</b>
1993-90 MERCEDES 300E 4MATIC	
1993-90 MERCEDES 300TE 4MATIC	
<b>513-0113</b>	<b>POWER GEAR</b>
1993-88 MERCEDES 300CE	
1993-90 MERCEDES 300D	
1993-86 MERCEDES 300E	
1993-90 MERCEDES 300TE	
1995 MERCEDES E300	
1995-94 MERCEDES E320	
<b>513-0115</b>	<b>POWER GEAR</b>
1993-92 MERCEDES 400E	
1993-92 MERCEDES 500E	
1995-94 MERCEDES E420	
1994 MERCEDES E500	
<b>513-0116</b>	<b>POWER GEAR</b>
1993-90 MERCEDES 300SL	

## Steering Gears - Numerical Listing

Part No.	Product Type	Part No.	Product Type
<b>513-0116 (Cont'd)</b>	<b>POWER GEAR</b>	<b>801-0107</b>	<b>MANUAL GEAR</b>
1993-90 MERCEDES 500SL		1987-86 MAZDA TRUCKS B2000 PICKUP	
1993 MERCEDES 600SL		1987 MAZDA TRUCKS B2200 PICKUP	
1997-94 MERCEDES SL320		1987 MAZDA TRUCKS B2600 PICKUP	
2002-94 MERCEDES SL500, SL600		<b>802-0101</b>	<b>MANUAL GEAR</b>
<b>513-0118</b>	<b>POWER GEAR</b>	1985-76 DODGE TRUCKS B SERIES VAN	
1993-88 MERCEDES 190E		1983-76 PLYMOUTH TRUCKS PB SERIES VAN	
<b>513-0119</b>	<b>POWER GEAR</b>	<b>803-0101</b>	<b>MANUAL GEAR</b>
1989 MERCEDES 190D		1984-82 CHEVROLET/GMC TRUCKS S SERIES BLAZER, JIMMY & TYPHOON	
1993-88 MERCEDES 190E		1984-82 CHEVROLET/GMC TRUCKS S SERIES PICKUP, SONOMA, SYCLONE	
<b>513-0121</b>	<b>POWER GEAR</b>	1987-84 JEEP CHEROKEE	
2000-98 MERCEDES C280		1993-86 JEEP COMANCHE	
2000-98 MERCEDES C43		1998-96 JEEP TJ (Canada)	
2003-98 MERCEDES CLK320		1990-84 JEEP WAGONEER	
2003-99 MERCEDES CLK430		1998-87 JEEP WRANGLER	
2002-01 MERCEDES CLK55		1995-87 JEEP YJ (Canada)	
<b>513-0122</b>	<b>POWER GEAR</b>	<b>803-0102</b>	<b>MANUAL GEAR</b>
1991-89 SUZUKI TRUCKS SIDEKICK		1986-72 JEEP CJ5, CJ6, CJ7, DISPATCHER (DJ), JEEPSTER, UNIVERSAL (CJ)	
<b>513-0123</b>	<b>POWER GEAR</b>	1985-81 JEEP SCRAMBLER	
1989-86 MERCEDES 560SL		<b>803-0103</b>	<b>MANUAL GEAR</b>
<b>513-0124</b>	<b>POWER GEAR</b>	1990-85 CHEVROLET/GMC TRUCKS S SERIES BLAZER, JIMMY & TYPHOON	
2000-98 MERCEDES SLK230		1993-85 CHEVROLET/GMC TRUCKS S SERIES PICKUP, SONOMA, SYCLONE	
<b>513-0125</b>	<b>POWER GEAR</b>	<b>803-0104</b>	<b>MANUAL GEAR</b>
2005-02 MERCEDES TRUCKS G500		1980-73 CHEVROLET/GMC TRUCKS P SERIES	
2011 MERCEDES TRUCKS G55		<b>803-0105</b>	<b>MANUAL GEAR</b>
2013-09 MERCEDES TRUCKS G550		1986-68 CHEVROLET/GMC TRUCKS C, K SERIES PICKUP (2WD & 4WD)	
2014-13 MERCEDES TRUCKS G63		1987 CHEVROLET/GMC TRUCKS R, V SERIES PICKUP (2WD & 4WD)	
<b>513-0126</b>	<b>POWER GEAR</b>	1987-68 CHEVROLET/GMC TRUCKS SUBURBAN, YUKON XL, YUKON DENALI XL	
2006 MERCEDES TRUCKS G500		1991-70 CHEVROLET/GMC TRUCKS TAHOE, YUKON, YUKON DENALI, BLAZER (Full Size), JIMMY (Full Size)	
2006-03 MERCEDES TRUCKS G55		<b>803-0106</b>	<b>MANUAL GEAR</b>
<b>513-0127</b>	<b>POWER GEAR</b>	1989-88 CHEVROLET/GMC TRUCKS C, K SERIES PICKUP (2WD & 4WD)	
2002-95 LAND ROVER RANGE ROVER		<b>809-0101</b>	<b>MANUAL GEAR</b>
<b>513-0128</b>	<b>POWER GEAR</b>	1993-87 DODGE TRUCKS RAM 50, POWER RAM 50, D-50 PICKUP	
1994-87 LAND ROVER RANGE ROVER		1989-87 MITSUBISHI TRUCKS MIGHTY MAX, PICKUP	
<b>513-0129</b>	<b>POWER GEAR</b>	<b>810-0101</b>	<b>MANUAL GEAR</b>
2004-99 LAND ROVER DISCOVERY		1999-91 NISSAN/DATSUN TRUCKS FRONTIER, D21 PICKUP	
<b>801-0101</b>	<b>MANUAL GEAR</b>	<b>811-0101</b>	<b>MANUAL GEAR</b>
1979-65 FORD TRUCKS F SERIES & SUPER DUTY (2WD & 4WD)		1989-86 TOYOTA TRUCKS 4RUNNER	
<b>801-0102</b>	<b>MANUAL GEAR</b>	1995-86 TOYOTA TRUCKS TACOMA & PICKUP	
2002-83 FORD TRUCKS RANGER		<b>813-0101</b>	<b>MANUAL GEAR</b>
1997-94 MAZDA TRUCKS B2300 PICKUP		1993-91 ISUZU TRUCKS AMIGO	
1997-94 MAZDA TRUCKS B3000 PICKUP		1995-93 ISUZU TRUCKS HOMBRE, PICKUP	
1997-94 MAZDA TRUCKS B4000 PICKUP		1994-91 ISUZU TRUCKS RODEO	
<b>801-0103</b>	<b>MANUAL GEAR</b>	<b>813-0102</b>	<b>MANUAL GEAR</b>
1996-83 FORD TRUCKS E SERIES VAN (Includes Super Duty)		1995-86 SUZUKI TRUCKS SAMURAI	
1990-83 FORD TRUCKS F SERIES & SUPER DUTY (2WD & 4WD)			
<b>801-0104</b>	<b>MANUAL GEAR</b>		
1983-82 FORD TRUCKS E SERIES VAN (Includes Super Duty)			
1983-81 FORD TRUCKS F SERIES & SUPER DUTY (2WD & 4WD)			
<b>801-0105</b>	<b>MANUAL GEAR</b>		
2005-92 FORD TRUCKS E SERIES VAN (Includes Super Duty)			
<b>801-0106</b>	<b>MANUAL GEAR</b>		
1987 MAZDA TRUCKS B2000 PICKUP			
1993-88 MAZDA TRUCKS B2200 PICKUP			
1993-87 MAZDA TRUCKS B2600 PICKUP			

## Rack & Pinion - Numerical Listing

Part No.	Product Type	Part No.	Product Type
<b>101-0101</b>	<b>POWER RACK</b>	<b>101-0108 (Cont'd)</b>	<b>POWER RACK</b>
1978-74 FORD MUSTANG, MUSTANG II		1987-82 LINCOLN CONTINENTAL	
1980-74 FORD PINTO		1992-84 LINCOLN MARK SERIES	
1980-74 MERCURY BOBCAT		1986-82 MERCURY CAPRI	
<b>101-0102</b>	<b>POWER RACK</b>	1988-82 MERCURY COUGAR	
1979-78 FORD FAIRMONT		1986-83 MERCURY GRAND MARQUIS, MARQUIS, COLONY PARK	
1979 FORD MUSTANG, MUSTANG II		1983-82 MERCURY ZEPHYR	
1980-74 FORD PINTO		<b>101-0109</b>	<b>POWER RACK</b>
1980-74 MERCURY BOBCAT		1986-81 FORD ESCORT, EXP, ZX2	
1979 MERCURY CAPRI		1989-84 FORD TEMPO	
1979-78 MERCURY ZEPHYR		1986-81 MERCURY LYNX, LN7	
<b>101-0103</b>	<b>POWER RACK</b>	1989-84 MERCURY TOPAZ	
1979-78 FORD FAIRMONT		<b>101-0110</b>	<b>POWER RACK</b>
1979 FORD MUSTANG, MUSTANG II		1987-86 FORD TAURUS	
1980-74 FORD PINTO		1987-86 MERCURY SABLE	
1980-74 MERCURY BOBCAT		<b>101-0111</b>	<b>POWER RACK</b>
1979 MERCURY CAPRI		1983-80 FORD FAIRMONT	
1979-78 MERCURY ZEPHYR		1982-81 FORD GRANADA	
<b>101-0104</b>	<b>POWER RACK</b>	1986-83 FORD LTD (Mid Size)	
1981-80 FORD FAIRMONT		1993-80 FORD MUSTANG, MUSTANG II	
1981 FORD GRANADA		1988-80 FORD THUNDERBIRD	
1981-80 FORD MUSTANG, MUSTANG II		1987-82 LINCOLN CONTINENTAL	
1981-80 MERCURY CAPRI		1992-84 LINCOLN MARK SERIES	
1981-80 MERCURY COUGAR		1986-80 MERCURY CAPRI	
1981-80 MERCURY ZEPHYR		1988-84 MERCURY COUGAR	
<b>101-0105</b>	<b>POWER RACK</b>	1986-83 MERCURY GRAND MARQUIS, MARQUIS, COLONY PARK	
1981-80 FORD FAIRMONT		1983-80 MERCURY ZEPHYR	
1981 FORD GRANADA		<b>101-0112</b>	<b>POWER RACK</b>
1981-80 FORD MUSTANG, MUSTANG II		1997-86 FORD TRUCKS AEROSTAR	
1981-80 MERCURY CAPRI		<b>101-0113</b>	<b>POWER RACK</b>
1981-80 MERCURY COUGAR		1990-87 FORD ESCORT, EXP, ZX2	
1981-80 MERCURY ZEPHYR		1994-87 FORD TEMPO	
<b>101-0106</b>	<b>POWER RACK</b>	1987 MERCURY LYNX, LN7	
1986-84 FORD LTD (Mid Size)		1994-87 MERCURY TOPAZ	
1993-85 FORD MUSTANG, MUSTANG II		<b>101-0114</b>	<b>POWER RACK</b>
1988-84 FORD THUNDERBIRD		1995-87 FORD TAURUS	
1987-85 LINCOLN CONTINENTAL		1995-87 MERCURY SABLE	
1992-84 LINCOLN MARK SERIES		<b>101-0115</b>	<b>POWER RACK</b>
1986-82 MERCURY CAPRI		1997-89 FORD THUNDERBIRD	
1988-85 MERCURY COUGAR		1996-93 LINCOLN MARK SERIES	
1986-85 MERCURY GRAND MARQUIS, MARQUIS, COLONY PARK		1997-89 MERCURY COUGAR	
<b>101-0107</b>	<b>POWER RACK</b>	<b>101-0116</b>	<b>POWER RACK</b>
1983-82 FORD FAIRMONT		1996-94 FORD MUSTANG, MUSTANG II	
1982 FORD GRANADA		<b>101-0117</b>	<b>POWER RACK</b>
1986-83 FORD LTD (Mid Size)		1997-95 FORD TRUCKS EXPLORER (Includes Sport, Sport Trac)	
1993-82 FORD MUSTANG, MUSTANG II		1997 MERCURY TRUCKS MOUNTAINEER	
1988-80 FORD THUNDERBIRD		<b>101-0118</b>	<b>POWER RACK</b>
1987-82 LINCOLN CONTINENTAL		2002-95 LINCOLN CONTINENTAL	
1992-84 LINCOLN MARK SERIES		<b>101-0119</b>	<b>POWER RACK</b>
1986-82 MERCURY CAPRI		2000-95 FORD CONTOUR	
1988-84 MERCURY COUGAR		2000-95 MERCURY MYSTIQUE	
1986-83 MERCURY GRAND MARQUIS, MARQUIS, COLONY PARK		<b>101-0120</b>	<b>POWER RACK</b>
1983-82 MERCURY ZEPHYR		1996-95 FORD TRUCKS WINDSTAR	
<b>101-0108</b>	<b>POWER RACK</b>	<b>101-0121</b>	<b>POWER RACK</b>
1983-82 FORD FAIRMONT		1994-88 LINCOLN CONTINENTAL	
1982 FORD GRANADA			
1986-83 FORD LTD (Mid Size)			
1993-82 FORD MUSTANG, MUSTANG II			
1988-80 FORD THUNDERBIRD			

# Rack & Pinion - Numerical Listing

Part No.	Product Type
<b>101-0122</b>	<b>POWER RACK</b>
1995-90 FORD TAURUS	
1995-90 MERCURY SABLE	
<b>101-0123</b>	<b>POWER RACK</b>
1992-89 FORD TAURUS	
<b>101-0125</b>	<b>POWER RACK</b>
2003-90 FORD ESCORT, EXP, ZX2	
1999-91 MERCURY TRACER	
<b>101-0126</b>	<b>POWER RACK</b>
1993-91 FORD ESCORT, EXP, ZX2	
1993-91 MERCURY TRACER	
<b>101-0127</b>	<b>POWER RACK</b>
1998-96 FORD TAURUS	
1998-96 MERCURY SABLE	
<b>101-0128</b>	<b>POWER RACK</b>
1998-97 FORD MUSTANG, MUSTANG II	
<b>101-0129</b>	<b>POWER RACK</b>
2001-98 FORD TRUCKS EXPLORER (Includes Sport, Sport Trac)	
2000-98 FORD TRUCKS RANGER	
2001-98 MERCURY TRUCKS MOUNTAINEER	
<b>101-0130</b>	<b>POWER RACK</b>
1998-97 FORD TRUCKS WINDSTAR	
<b>101-0131</b>	<b>POWER RACK</b>
1998-97 LINCOLN MARK SERIES	
<b>101-0132</b>	<b>POWER RACK</b>
2001-98 FORD TRUCKS EXPLORER (Includes Sport, Sport Trac)	
2000-98 FORD TRUCKS RANGER	
2003-01 MAZDA TRUCKS B2300 PICKUP	
2001-98 MAZDA TRUCKS B2500 PICKUP	
2000-98 MAZDA TRUCKS B3000 PICKUP	
2000-98 MAZDA TRUCKS B4000 PICKUP	
<b>101-0133</b>	<b>POWER RACK</b>
2004-99 FORD MUSTANG, MUSTANG II	
<b>101-0134</b>	<b>POWER RACK</b>
2000-99 FORD CONTOUR	
2002-99 MERCURY COUGAR	
2000-99 MERCURY MYSTIQUE	
<b>101-0135</b>	<b>POWER RACK</b>
2002-93 MERCURY TRUCKS VILLAGER	
2002-93 NISSAN/DATSUN TRUCKS QUEST	
<b>101-0136</b>	<b>POWER RACK</b>
1999 FORD TAURUS	
1999 MERCURY SABLE	
<b>101-0137</b>	<b>POWER RACK</b>
1999 FORD TAURUS	
1999 MERCURY SABLE	
<b>101-0138</b>	<b>POWER RACK</b>
2000-99 FORD TRUCKS WINDSTAR	
<b>101-0139</b>	<b>POWER RACK</b>
2000-98 FORD CONTOUR	
2002-01 MERCURY COUGAR	
<b>101-0140</b>	<b>POWER RACK</b>
2004-99 FORD MUSTANG, MUSTANG II	
<b>101-0141</b>	<b>POWER RACK</b>
2007-00 FORD TAURUS	

Part No.	Product Type
<b>101-0141 (Cont'd)</b>	<b>POWER RACK</b>
2006-00 MERCURY SABLE	
<b>101-0142</b>	<b>POWER RACK</b>
2006-00 FORD FOCUS	
<b>101-0143</b>	<b>POWER RACK</b>
1983-82 MERCURY COUGAR	
<b>101-0145</b>	<b>POWER RACK</b>
1997-93 FORD PROBE	
2002-93 MAZDA MX-6, 626	
<b>101-0146</b>	<b>POWER RACK</b>
1997-94 FORD ASPIRE	
<b>101-0147</b>	<b>POWER RACK</b>
2003-02 FORD THUNDERBIRD	
2003-00 LINCOLN LS	
<b>101-0147P</b>	<b>POWER RACK</b>
2003-02 FORD THUNDERBIRD	
2003-00 LINCOLN LS	
<b>101-0148</b>	<b>POWER RACK</b>
2003-02 FORD TRUCKS EXPLORER (Includes Sport, Sport Trac)	
2011-01 FORD TRUCKS RANGER	
2006-01 MAZDA TRUCKS B3000 PICKUP	
2003-01 MAZDA TRUCKS B4000 PICKUP	
<b>101-0149</b>	<b>POWER RACK</b>
2011-01 FORD TRUCKS RANGER	
2007-01 MAZDA TRUCKS B3000 PICKUP	
2009-01 MAZDA TRUCKS B4000 PICKUP	
<b>101-0150</b>	<b>POWER RACK</b>
2004-01 FORD TRUCKS ESCAPE	
2004-01 MAZDA TRUCKS TRIBUTE	
<b>101-0151</b>	<b>POWER RACK</b>
2011-01 FORD TRUCKS RANGER	
2009-04 MAZDA TRUCKS B2300 PICKUP	
<b>101-0152</b>	<b>POWER RACK</b>
2005-02 FORD TRUCKS EXPLORER (Includes Sport, Sport Trac)	
<b>101-0153</b>	<b>POWER RACK</b>
2001 FORD TRUCKS EXPLORER (Includes Sport, Sport Trac)	
<b>101-0154</b>	<b>POWER RACK</b>
2005-04 FORD TRUCKS FREESTAR	
2003-01 FORD TRUCKS WINDSTAR	
2005-04 MERCURY TRUCKS MONTEREY	
<b>101-0155</b>	<b>POWER RACK</b>
2000-98 MAZDA TRUCKS B2500 PICKUP	
2000-98 MAZDA TRUCKS B3000 PICKUP	
2000-98 MAZDA TRUCKS B4000 PICKUP	
<b>101-0159</b>	<b>POWER RACK</b>
1993-90 FORD FESTIVA	
<b>101-0162</b>	<b>POWER RACK</b>
2007-03 FORD CROWN VICTORIA, COUNTRY SQUIRE, LTD (Full Size)	
2007-03 LINCOLN TOWN CAR	
2007-03 MERCURY GRAND MARQUIS, MARQUIS, COLONY PARK	
<b>101-0162P</b>	<b>POWER RACK</b>
2007-03 FORD CROWN VICTORIA, COUNTRY SQUIRE, LTD (Full Size)	
2007-03 LINCOLN TOWN CAR	
2007-03 MERCURY GRAND MARQUIS, MARQUIS, COLONY PARK	

## Rack & Pinion - Numerical Listing

Part No.	Product Type
<b>101-0163</b>	<b>POWER RACK</b>
2004-03	MERCURY MARAUDER
<b>101-0170</b>	<b>POWER RACK</b>
2004-01	FORD TRUCKS ESCAPE
2004-01	MAZDA TRUCKS TRIBUTE
<b>101-0179</b>	<b>POWER RACK</b>
2005-02	FORD TRUCKS EXPLORER (Includes Sport, Sport Trac)
2005-02	MERCURY TRUCKS MOUNTAINEER
<b>101-0180</b>	<b>POWER RACK</b>
2005-02	FORD TRUCKS EXPLORER (Includes Sport, Sport Trac)
2005-01	MERCURY TRUCKS MOUNTAINEER
<b>101-0190</b>	<b>POWER RACK</b>
2007-03	LINCOLN TOWN CAR
2007-03	MERCURY GRAND MARQUIS, MARQUIS, COLONY PARK
<b>101-0190P</b>	<b>POWER RACK</b>
2007-03	LINCOLN TOWN CAR
2007-03	MERCURY GRAND MARQUIS, MARQUIS, COLONY PARK
<b>101-0200</b>	<b>POWER RACK</b>
2011-05	FORD MUSTANG, MUSTANG II
<b>101-0201</b>	<b>POWER RACK</b>
2011-05	FORD MUSTANG, MUSTANG II
<b>101-0202</b>	<b>POWER RACK</b>
2006-03	LINCOLN TRUCKS NAVIGATOR
<b>101-0202P</b>	<b>POWER RACK</b>
2006-03	LINCOLN TRUCKS NAVIGATOR
<b>101-0203</b>	<b>POWER RACK</b>
2006-03	FORD TRUCKS EXPEDITION
<b>101-0204</b>	<b>POWER RACK</b>
2007-05	FORD TRUCKS FREESTYLE
2007-05	FORD FIVE HUNDRED
2007-05	MERCURY MONTEGO
<b>101-0205</b>	<b>POWER RACK</b>
2005-03	FORD THUNDERBIRD
2006-03	LINCOLN LS
<b>101-0205P</b>	<b>POWER RACK</b>
2005-03	FORD THUNDERBIRD
2006-03	LINCOLN LS
<b>101-0206</b>	<b>POWER RACK</b>
2005-03	LINCOLN TRUCKS AVIATOR
<b>101-0206P</b>	<b>POWER RACK</b>
2005-03	LINCOLN TRUCKS AVIATOR
<b>101-0208</b>	<b>POWER RACK</b>
2002	FORD TRUCKS EXPLORER (Includes Sport, Sport Trac)
<b>101-0209</b>	<b>POWER RACK</b>
2005-03	FORD TRUCKS EXPLORER (Includes Sport, Sport Trac)
<b>101-0210</b>	<b>POWER RACK</b>
2003	FORD TRUCKS EXPEDITION
<b>101-0213</b>	<b>POWER RACK</b>
2008-04	FORD TRUCKS F SERIES, SUPER DUTY PICKUP (2WD & 4WD)
2008-04	LINCOLN TRUCKS MARK LT
<b>101-0214</b>	<b>POWER RACK</b>
2008-04	FORD TRUCKS F SERIES, SUPER DUTY PICKUP (2WD & 4WD)
2008-04	LINCOLN TRUCKS MARK LT

Part No.	Product Type
<b>101-0217</b>	<b>POWER RACK</b>
2004-02	FORD FOCUS
<b>101-0218</b>	<b>POWER RACK</b>
2011-06	FORD FOCUS
<b>101-0219</b>	<b>POWER RACK</b>
2007-04	FORD TRUCKS ESCAPE
2007-05	MERCURY TRUCKS MARINER
<b>101-0220</b>	<b>POWER RACK</b>
2007-04	FORD TRUCKS ESCAPE
2007-05	MAZDA TRUCKS TRIBUTE
2007-05	MERCURY TRUCKS MARINER
<b>101-0221</b>	<b>POWER RACK</b>
2010-06	FORD TRUCKS EXPLORER (Includes Sport, Sport Trac)
2010-06	MERCURY TRUCKS MOUNTAINEER
<b>101-0224</b>	<b>POWER RACK</b>
2001-98	FORD TRUCKS EXPLORER (Includes Sport, Sport Trac)
<b>101-0226</b>	<b>POWER RACK</b>
2011-08	FORD CROWN VICTORIA, COUNTRY SQUIRE, LTD (Full Size)
2011-08	LINCOLN TOWN CAR
2011-08	MERCURY GRAND MARQUIS, MARQUIS, COLONY PARK
<b>101-0227</b>	<b>POWER RACK</b>
2009-06	FORD FUSION
2006	LINCOLN ZEPHYR
2009-06	MERCURY MILAN
<b>101-0228</b>	<b>POWER RACK</b>
2009-06	FORD FUSION
2009-07	LINCOLN MKZ
2006	LINCOLN ZEPHYR
2009-06	MERCURY MILAN
<b>101-0229</b>	<b>POWER RACK</b>
2006-05	FORD GT
<b>101-0230</b>	<b>POWER RACK</b>
2011-06	FORD MUSTANG, MUSTANG II
<b>101-0231</b>	<b>POWER RACK</b>
2004-03	FORD MUSTANG, MUSTANG II
<b>101-0232</b>	<b>POWER RACK</b>
2012-09	FORD TRUCKS FLEX
2009-08	FORD TRUCKS TAURUS X
2012-08	FORD TAURUS
2012-10	LINCOLN TRUCKS MKT
2010-09	LINCOLN MKS
2009-08	MERCURY SABLE
<b>101-0233</b>	<b>POWER RACK</b>
2010-09	FORD TRUCKS EDGE
2010-09	LINCOLN TRUCKS MKX
<b>101-0234</b>	<b>POWER RACK</b>
2008-07	FORD TRUCKS EXPEDITION
2008-07	LINCOLN TRUCKS NAVIGATOR
<b>101-0236</b>	<b>POWER RACK</b>
2010-09	FORD TRUCKS EXPEDITION
2010-09	FORD TRUCKS F SERIES, SUPER DUTY PICKUP (2WD & 4WD)
2010-09	LINCOLN TRUCKS NAVIGATOR
<b>101-0237</b>	<b>POWER RACK</b>
2010-09	FORD TRUCKS F SERIES, SUPER DUTY PICKUP (2WD & 4WD)



# Rack & Pinion - Numerical Listing

Part No.	Product Type
<b>101-0239</b>	<b>POWER RACK</b>
2007-06	FORD TRUCKS FREESTAR
2007-06	MERCURY TRUCKS MONTEREY
<b>101-0240</b>	<b>POWER RACK</b>
2002-01	FORD TRUCKS RANGER
<b>101-0241</b>	<b>POWER RACK</b>
2001	FORD MUSTANG, MUSTANG II
<b>101-0249</b>	<b>POWER RACK</b>
2014-07	FORD TRUCKS EDGE
2014-07	LINCOLN TRUCKS MKX
<b>101-0255</b>	<b>POWER RACK</b>
2011-09	FORD FOCUS
<b>101-0257</b>	<b>POWER RACK</b>
2012-10	FORD FUSION
2012-10	LINCOLN MKZ
<b>101-0258</b>	<b>POWER RACK</b>
2014-11	FORD TRUCKS EDGE
2014-11	LINCOLN TRUCKS MKX
<b>101-0259</b>	<b>POWER RACK</b>
2013-10	FORD TRUCKS TRANSIT CONNECT
<b>101-0260</b>	<b>POWER RACK</b>
2013-11	LINCOLN MKS
<b>101-0261</b>	<b>POWER RACK</b>
2012-11	FORD TRUCKS F SERIES, SUPER DUTY PICKUP (2WD & 4WD)
<b>101-0262</b>	<b>POWER RACK</b>
2012-11	FORD TRUCKS F SERIES, SUPER DUTY PICKUP (2WD & 4WD)
<b>101-0263</b>	<b>POWER RACK</b>
2012-11	FORD TRUCKS F SERIES, SUPER DUTY PICKUP (2WD & 4WD)
<b>101-0264</b>	<b>POWER RACK</b>
2014-11	FORD TRUCKS EXPEDITION
2012-11	FORD TRUCKS F SERIES, SUPER DUTY PICKUP (2WD & 4WD)
2014-11	LINCOLN TRUCKS NAVIGATOR
<b>102-0101</b>	<b>POWER RACK</b>
1986-83	CHRYSLER E-CLASS, EXECUTIVE SEDAN, LIMO
1988-82	CHRYSLER LEBARON (Exc. GTC, GTS)
1988-83	CHRYSLER LHS, NEW YORKER
1988-82	CHRYSLER TOWN & COUNTRY (Station Wagon)
1988-81	DODGE ARIES, 400, 600
1988-86	DODGE SHADOW
1988-85	PLYMOUTH CARAVELLE
1988-81	PLYMOUTH RELIANT
1988-86	PLYMOUTH SUNDANCE
<b>102-0102</b>	<b>POWER RACK</b>
1986-83	CHRYSLER E-CLASS, EXECUTIVE SEDAN, LIMO
1988-82	CHRYSLER LEBARON (Exc. GTC, GTS)
1988-83	CHRYSLER LHS, NEW YORKER
1988-82	CHRYSLER TOWN & COUNTRY (Station Wagon)
1988-81	DODGE ARIES, 400, 600
1988-86	DODGE SHADOW
1988-85	PLYMOUTH CARAVELLE
1988-81	PLYMOUTH RELIANT
1988-86	PLYMOUTH SUNDANCE
<b>102-0103</b>	<b>POWER RACK</b>
1984-82	DODGE TRUCKS RAMPAGE
1987-83	DODGE CHARGER

Part No.	Product Type
<b>102-0103 (Cont'd)</b>	<b>POWER RACK</b>
1987-78	DODGE OMNI
1983	PLYMOUTH TRUCKS SCAMP PICKUP
1987-78	PLYMOUTH HORIZON, TURISMO
<b>102-0104</b>	<b>POWER RACK</b>
1984-82	DODGE TRUCKS RAMPAGE
1987-83	DODGE CHARGER
1987-84	DODGE OMNI
1983	PLYMOUTH TRUCKS SCAMP PICKUP
1987-78	PLYMOUTH HORIZON, TURISMO
<b>102-0105</b>	<b>POWER RACK</b>
1990-88	DODGE OMNI
1990-88	PLYMOUTH HORIZON, TURISMO
<b>102-0106</b>	<b>POWER RACK</b>
1988-84	CHRYSLER DAYTONA (CANADA)
1986-83	CHRYSLER E-CLASS, EXECUTIVE SEDAN, LIMO
1986-84	CHRYSLER LASER
1988-82	CHRYSLER LEBARON (Exc. GTC, GTS)
1988-85	CHRYSLER LEBARON GTC, GTS
1986-83	CHRYSLER LHS, NEW YORKER
1988-82	CHRYSLER TOWN & COUNTRY (Station Wagon)
1988-81	DODGE ARIES, 400, 600
1988-84	DODGE DAYTONA
1988-85	DODGE LANCER
1986-85	PLYMOUTH CARAVELLE
1988-81	PLYMOUTH RELIANT
1988-86	PLYMOUTH SUNDANCE
<b>102-0107</b>	<b>POWER RACK</b>
1988-84	CHRYSLER DAYTONA (CANADA)
1986-83	CHRYSLER E-CLASS, EXECUTIVE SEDAN, LIMO
1986-84	CHRYSLER LASER
1988-82	CHRYSLER LEBARON (Exc. GTC, GTS)
1988-85	CHRYSLER LEBARON GTC, GTS
1986-83	CHRYSLER LHS, NEW YORKER
1988-82	CHRYSLER TOWN & COUNTRY (Station Wagon)
1988-81	DODGE ARIES, 400, 600
1988-84	DODGE DAYTONA
1988-85	DODGE LANCER
1988-86	DODGE SHADOW
1986-85	PLYMOUTH CARAVELLE
1988-81	PLYMOUTH RELIANT
1988-86	PLYMOUTH SUNDANCE
<b>102-0108</b>	<b>POWER RACK</b>
1988-84	DODGE TRUCKS CARAVAN, GRAND CARAVAN, MINI RAM, ROYAL MINI RAM
1988-84	PLYMOUTH TRUCKS VOYAGER, GRAND VOYAGER
<b>102-0109</b>	<b>POWER RACK</b>
1984	DODGE TRUCKS RAMPAGE
1987-83	DODGE CHARGER
1987-84	DODGE OMNI
1987-84	PLYMOUTH HORIZON, TURISMO
<b>102-0110</b>	<b>POWER RACK</b>
1988-84	CHRYSLER DAYTONA (CANADA)
1986-84	CHRYSLER LASER
1988-87	CHRYSLER LEBARON (Exc. GTC, GTS)
1988-85	CHRYSLER LEBARON GTC, GTS
1987	CHRYSLER TOWN & COUNTRY (Station Wagon)
1988-84	DODGE DAYTONA

## Rack & Pinion - Numerical Listing

Part No.	Product Type
<b>102-0110 (Cont'd)</b>	<b>POWER RACK</b>
1988-85 DODGE LANCER	
<b>102-0111</b>	<b>POWER RACK</b>
1990-86 DODGE TRUCKS DAKOTA	
<b>102-0112</b>	<b>POWER RACK</b>
1993-88 CHRYSLER DYNASTY (CANADA)	
1993-90 CHRYSLER FIFTH AVENUE, IMPERIAL, NEWPORT	
1991-89 CHRYSLER LEBARON (Exc. GTC, GTS)	
1991-90 CHRYSLER LEBARON GTC, GTS	
1992-88 CHRYSLER LHS, NEW YORKER	
1993-88 DODGE DYNASTY	
1991 DODGE SPIRIT	
1991 PLYMOUTH ACCLAIM	
1991-90 PLYMOUTH SARATOGA (CANADA)	
<b>102-0113</b>	<b>POWER RACK</b>
1992-90 DODGE MONACO, ROYAL MONACO, POLARA, 880, CUSTOM 880	
1992-88 EAGLE PREMIER	
<b>102-0114</b>	<b>POWER RACK</b>
1990 CHRYSLER TRUCKS TOWN & COUNTRY VAN	
1990-89 DODGE TRUCKS CARAVAN, GRAND CARAVAN, MINI RAM, ROYAL MINI RAM	
1990-89 PLYMOUTH TRUCKS VOYAGER, GRAND VOYAGER	
<b>102-0115</b>	<b>POWER RACK</b>
1989 DODGE ARIES, 400, 600	
1989 PLYMOUTH RELIANT	
<b>102-0116</b>	<b>POWER RACK</b>
1993-91 CHRYSLER DAYTONA (CANADA)	
1990 CHRYSLER ES (Canada)	
1993-91 CHRYSLER LEBARON (Exc. GTC, GTS)	
1993-92 CHRYSLER LEBARON GTC, GTS	
1993-91 DODGE DAYTONA	
1994-89 DODGE SHADOW	
1995-91 DODGE SPIRIT	
1995-91 PLYMOUTH ACCLAIM	
1991 PLYMOUTH SARATOGA (CANADA)	
1994-89 PLYMOUTH SUNDANCE	
<b>102-0117</b>	<b>POWER RACK</b>
1989 CHRYSLER DAYTONA (CANADA)	
1990 CHRYSLER ES (Canada)	
1990-89 CHRYSLER LEBARON (Exc. GTC, GTS)	
1989 CHRYSLER LEBARON GTC, GTS	
1989 DODGE DAYTONA	
1989 DODGE LANCER	
1990-89 DODGE SHADOW	
1990-89 DODGE SPIRIT	
1990-89 PLYMOUTH ACCLAIM	
1990 PLYMOUTH SARATOGA (CANADA)	
1990-89 PLYMOUTH SUNDANCE	
<b>102-0118</b>	<b>POWER RACK</b>
1993-89 CHRYSLER DAYTONA (CANADA)	
1990 CHRYSLER ES (Canada)	
1994-89 CHRYSLER LEBARON (Exc. GTC, GTS)	
1994-89 CHRYSLER LEBARON GTC, GTS	
1991-89 CHRYSLER TC MASERATI	
1993-89 DODGE DAYTONA	
1989 DODGE LANCER	
1994-90 DODGE SHADOW	

Part No.	Product Type
<b>102-0118 (Cont'd)</b>	<b>POWER RACK</b>
1994-89 DODGE SPIRIT	
1994-89 PLYMOUTH ACCLAIM	
1991-90 PLYMOUTH SARATOGA (CANADA)	
1994-90 PLYMOUTH SUNDANCE	
<b>102-0119</b>	<b>POWER RACK</b>
1995-91 CHRYSLER TRUCKS TOWN & COUNTRY VAN	
1995-91 DODGE TRUCKS CARAVAN, GRAND CARAVAN, MINI RAM, ROYAL MINI RAM	
1995-91 PLYMOUTH TRUCKS VOYAGER, GRAND VOYAGER	
<b>102-0120</b>	<b>POWER RACK</b>
1993-91 DODGE TRUCKS DAKOTA	
<b>102-0121</b>	<b>POWER RACK</b>
1995-93 CHRYSLER CONCORDE	
1995-93 CHRYSLER INTREPID (CANADA)	
1995-93 CHRYSLER LHS, NEW YORKER	
1995-93 DODGE INTREPID	
1995-93 EAGLE VISION	
<b>102-0122</b>	<b>POWER RACK</b>
1995-94 CHRYSLER CONCORDE	
1995-94 CHRYSLER INTREPID (CANADA)	
1995-94 CHRYSLER LHS, NEW YORKER	
1995-94 DODGE INTREPID	
1995-94 EAGLE VISION	
<b>102-0123</b>	<b>POWER RACK</b>
1996-94 DODGE TRUCKS DAKOTA	
<b>102-0124</b>	<b>POWER RACK</b>
1993-92 CHRYSLER DAYTONA (CANADA)	
1994-92 CHRYSLER LEBARON (Exc. GTC, GTS)	
1994-92 CHRYSLER LEBARON GTC, GTS	
1993-92 DODGE DAYTONA	
<b>102-0125</b>	<b>POWER RACK</b>
1997-95 DODGE NEON, SRT-4	
1997-95 PLYMOUTH NEON	
<b>102-0126</b>	<b>POWER RACK</b>
1997-95 DODGE NEON, SRT-4	
1997-95 PLYMOUTH NEON	
<b>102-0128</b>	<b>POWER RACK</b>
2000-95 CHRYSLER CIRRUS	
2000-96 CHRYSLER SEBRING	
2000-95 DODGE STRATUS	
1997-96 PLYMOUTH BREEZE	
<b>102-0129</b>	<b>POWER RACK</b>
1997-95 CHRYSLER CIRRUS	
1997-95 DODGE STRATUS	
1997-96 PLYMOUTH BREEZE	
<b>102-0130</b>	<b>POWER RACK</b>
2000-96 CHRYSLER TRUCKS TOWN & COUNTRY VAN	
2000 CHRYSLER TRUCKS VOYAGER, GRAND VOYAGER	
2000-96 DODGE TRUCKS CARAVAN, GRAND CARAVAN, MINI RAM, ROYAL MINI RAM	
2000-96 PLYMOUTH TRUCKS VOYAGER, GRAND VOYAGER	
<b>102-0131</b>	<b>POWER RACK</b>
1997-96 CHRYSLER CONCORDE	
1997-96 CHRYSLER INTREPID (CANADA)	
1997-96 CHRYSLER LHS, NEW YORKER	
1997-96 DODGE INTREPID	

# Rack & Pinion - Numerical Listing

Part No.	Product Type
<b>102-0131 (Cont'd)</b>	<b>POWER RACK</b>
1997-96 EAGLE VISION	
<b>102-0132</b>	<b>POWER RACK</b>
1997-95 CHRYSLER CONCORDE	
1997-95 CHRYSLER INTREPID (CANADA)	
1997-95 CHRYSLER LHS, NEW YORKER	
1997-95 DODGE INTREPID	
1997-95 EAGLE VISION	
<b>102-0133</b>	<b>POWER RACK</b>
1993-92 CHRYSLER DAYTONA (CANADA)	
1993-92 CHRYSLER LEBARON (Exc. GTC, GTS)	
1993-92 CHRYSLER LEBARON GTC, GTS	
1993-92 DODGE DAYTONA	
<b>102-0134</b>	<b>POWER RACK</b>
2004-97 DODGE TRUCKS DAKOTA	
2003-99 DODGE TRUCKS DURANGO	
<b>102-0135</b>	<b>POWER RACK</b>
1999-98 DODGE NEON, SRT-4	
1999-98 PLYMOUTH NEON	
<b>102-0136</b>	<b>POWER RACK</b>
1999-97 DODGE NEON, SRT-4	
1999-97 PLYMOUTH NEON	
<b>102-0137</b>	<b>POWER RACK</b>
1994-90 CHRYSLER LEBARON (Exc. GTC, GTS)	
1993-92 CHRYSLER LEBARON GTC, GTS	
1990 DODGE SPIRIT	
1990 PLYMOUTH ACCLAIM	
<b>102-0138</b>	<b>POWER RACK</b>
1991 CHRYSLER DAYTONA (CANADA)	
1995 CHRYSLER LEBARON (Exc. GTC, GTS)	
1995 CHRYSLER LEBARON GTC, GTS	
1991 DODGE DAYTONA	
<b>102-0139</b>	<b>POWER RACK</b>
2004-99 CHRYSLER 300 M	
2004-98 CHRYSLER CONCORDE	
2004-98 CHRYSLER INTREPID (CANADA)	
2001-99 CHRYSLER LHS, NEW YORKER	
2004-98 DODGE INTREPID	
<b>102-0140</b>	<b>POWER RACK</b>
2004-99 CHRYSLER 300 M	
2004-98 CHRYSLER CONCORDE	
2004-98 CHRYSLER INTREPID (CANADA)	
2001-99 CHRYSLER LHS, NEW YORKER	
2000-98 DODGE INTREPID	
<b>102-0141</b>	<b>POWER RACK</b>
2000 CHRYSLER CIRRUS	
2000-98 DODGE STRATUS	
2000-98 PLYMOUTH BREEZE	
<b>102-0142</b>	<b>POWER RACK</b>
2004-01 CHRYSLER TRUCKS TOWN & COUNTRY VAN	
2003-01 CHRYSLER TRUCKS VOYAGER, GRAND VOYAGER	
2004-01 DODGE TRUCKS CARAVAN, GRAND CARAVAN, MINI RAM, ROYAL MINI RAM	
<b>102-0143</b>	<b>POWER RACK</b>
2004-01 CHRYSLER SEBRING	
2004-01 DODGE STRATUS	

Part No.	Product Type
<b>102-0144</b>	<b>POWER RACK</b>
2004-01 CHRYSLER SEBRING	
2004-01 DODGE STRATUS	
<b>102-0145</b>	<b>POWER RACK</b>
2002-92 DODGE VIPER	
<b>102-0146</b>	<b>POWER RACK</b>
2000 CHRYSLER NEON	
2000 DODGE NEON, SRT-4	
2000 PLYMOUTH NEON	
<b>102-0153</b>	<b>POWER RACK</b>
2004-00 DODGE TRUCKS DAKOTA	
2003-00 DODGE TRUCKS DURANGO	
<b>102-0154</b>	<b>POWER RACK</b>
2010-01 CHRYSLER PT CRUISER	
<b>102-0158</b>	<b>POWER RACK</b>
2006-01 CHRYSLER SEBRING	
2006-01 DODGE STRATUS	
<b>102-0159</b>	<b>POWER RACK</b>
2002-01 CHRYSLER NEON	
2005-01 DODGE NEON, SRT-4	
2005-03 DODGE SX 2.0 (CANADA)	
2001 PLYMOUTH NEON	
<b>102-0162</b>	<b>POWER RACK</b>
2001 CHRYSLER SEBRING	
2005-01 DODGE STRATUS	
2005-00 MITSUBISHI ECLIPSE, ECLIPSE SPYDER	
2003-99 MITSUBISHI GALANT	
<b>102-0163</b>	<b>POWER RACK</b>
2007-03 CHRYSLER PT CRUISER	
<b>102-0164</b>	<b>POWER RACK</b>
2005-01 CHRYSLER SEBRING	
2005-01 DODGE STRATUS	
2005-00 MITSUBISHI ECLIPSE, ECLIPSE SPYDER	
2003-99 MITSUBISHI GALANT	
<b>102-0165</b>	<b>POWER RACK</b>
2006-02 CHRYSLER SEBRING	
2006-02 DODGE STRATUS	
<b>102-0166</b>	<b>POWER RACK</b>
1987-85 DODGE OMNI	
1987-85 PLYMOUTH HORIZON, TURISMO	
<b>102-0167</b>	<b>POWER RACK</b>
1995 CHRYSLER LEBARON (Exc. GTC, GTS)	
1995 CHRYSLER LEBARON GTC, GTS	
<b>102-0168</b>	<b>POWER RACK</b>
2009-03 CHRYSLER PT CRUISER	
<b>102-0169</b>	<b>POWER RACK</b>
2005-02 DODGE TRUCKS R SERIES PICKUP (2WD & 4WD)	
<b>102-0170</b>	<b>POWER RACK</b>
2006-02 DODGE TRUCKS R SERIES PICKUP (2WD & 4WD)	
<b>102-0171</b>	<b>POWER RACK</b>
2005-02 CHRYSLER SEBRING	
<b>102-0172</b>	<b>POWER RACK</b>
2008-04 CHRYSLER TRUCKS PACIFICA	
<b>102-0173</b>	<b>POWER RACK</b>
2002-01 CHRYSLER NEON	

## Rack & Pinion - Numerical Listing

Part No.	Product Type
<b>102-0173 (Cont'd)</b>	<b>POWER RACK</b>
2005-01 DODGE NEON, SRT-4	
2005-03 DODGE SX 2.0 (CANADA)	
2001 PLYMOUTH NEON	
<b>102-0174</b>	<b>POWER RACK</b>
2010-08 CHRYSLER PT CRUISER	
2005-04 DODGE NEON, SRT-4	
2005-04 DODGE SX 2.0 (CANADA)	
<b>102-0175</b>	<b>POWER RACK</b>
2002-01 CHRYSLER PT CRUISER	
<b>102-0176</b>	<b>POWER RACK</b>
2007-05 CHRYSLER TRUCKS TOWN & COUNTRY VAN	
2007-05 DODGE TRUCKS CARAVAN, GRAND CARAVAN, MINI RAM, ROYAL MINI RAM	
<b>102-0177</b>	<b>POWER RACK</b>
2006-03 CHRYSLER SEBRING	
2006 DODGE STRATUS	
<b>102-0178</b>	<b>POWER RACK</b>
2006-04 DODGE TRUCKS DURANGO	
<b>102-0181</b>	<b>POWER RACK</b>
2010-05 CHRYSLER 300	
2010-06 DODGE CHARGER	
2008-05 DODGE MAGNUM	
<b>102-0182</b>	<b>POWER RACK</b>
2010-06 CHRYSLER 300	
2010-08 DODGE CHALLENGER	
2010-06 DODGE CHARGER	
2008-06 DODGE MAGNUM	
<b>102-0184</b>	<b>POWER RACK</b>
2005 CHRYSLER 300	
2005 DODGE MAGNUM	
<b>102-0188</b>	<b>POWER RACK</b>
2009-03 CHRYSLER PT CRUISER	
<b>102-0189</b>	<b>POWER RACK</b>
2009-05 CHRYSLER PT CRUISER	
<b>102-0190</b>	<b>POWER RACK</b>
2009-04 CHRYSLER PT CRUISER	
<b>102-0191</b>	<b>POWER RACK</b>
2010-08 CHRYSLER SEBRING	
<b>102-0193</b>	<b>POWER RACK</b>
2013-11 CHRYSLER 200	
2010-07 CHRYSLER SEBRING	
2013-08 DODGE AVENGER	
<b>102-0195</b>	<b>POWER RACK</b>
2013-11 CHRYSLER 200	
2010-07 CHRYSLER SEBRING	
2013-08 DODGE AVENGER	
<b>102-0198</b>	<b>POWER RACK</b>
2009-07 CHRYSLER TRUCKS ASPEN	
2009-04 DODGE TRUCKS DURANGO	
<b>102-0199</b>	<b>POWER RACK</b>
2010-08 CHRYSLER TRUCKS TOWN & COUNTRY VAN	
2010-08 DODGE TRUCKS CARAVAN, GRAND CARAVAN, MINI RAM, ROYAL MINI RAM	

Part No.	Product Type
<b>102-0200</b>	<b>POWER RACK</b>
2006 DODGE CHARGER	
2006 DODGE MAGNUM	
<b>102-0201</b>	<b>POWER RACK</b>
2005-03 DODGE NEON, SRT-4	
<b>102-0202</b>	<b>POWER RACK</b>
2009-03 DODGE VIPER	
<b>102-0203</b>	<b>POWER RACK</b>
2011-07 DODGE CALIBER	
2011-07 JEEP TRUCKS COMPASS	
2011-07 JEEP TRUCKS PATRIOT	
<b>102-0204</b>	<b>POWER RACK</b>
2010-07 DODGE CALIBER	
2010-07 JEEP TRUCKS COMPASS	
2010-07 JEEP TRUCKS PATRIOT	
<b>102-0205</b>	<b>POWER RACK</b>
2008 DODGE CALIBER	
<b>102-0206</b>	<b>POWER RACK</b>
2010-05 DODGE TRUCKS DAKOTA	
2009-06 MITSUBISHI TRUCKS RAIDER	
<b>102-0207</b>	<b>POWER RACK</b>
2012-07 DODGE TRUCKS NITRO	
2012-08 JEEP TRUCKS LIBERTY	
<b>102-0208</b>	<b>POWER RACK</b>
2011-07 DODGE TRUCKS R SERIES PICKUP (2WD & 4WD)	
<b>102-0209</b>	<b>POWER RACK</b>
2012-06 DODGE TRUCKS R SERIES PICKUP (2WD & 4WD)	
<b>102-0210</b>	<b>POWER RACK</b>
2006 DODGE TRUCKS R SERIES PICKUP (2WD & 4WD)	
<b>102-0218</b>	<b>POWER RACK</b>
2006-03 DODGE TRUCKS SPRINTER 2500	
2006-03 DODGE TRUCKS SPRINTER 3500	
2006-02 FREIGHTLINER TRUCKS SPRINTER 2500	
2006-02 FREIGHTLINER TRUCKS SPRINTER 3500	
<b>102-0219</b>	<b>POWER RACK</b>
2007-06 JEEP TRUCKS LIBERTY	
<b>102-0220</b>	<b>POWER RACK</b>
2005-02 JEEP TRUCKS LIBERTY	
<b>102-0221</b>	<b>POWER RACK</b>
2010-06 JEEP TRUCKS COMMANDER	
2010-07 JEEP TRUCKS GRAND CHEROKEE	
<b>102-0224</b>	<b>POWER RACK</b>
2010-05 JEEP TRUCKS GRAND CHEROKEE	
<b>102-0225</b>	<b>POWER RACK</b>
2015-07 JEEP TRUCKS COMPASS	
2012-07 JEEP TRUCKS PATRIOT	
<b>102-0226</b>	<b>POWER RACK</b>
2010-09 DODGE TRUCKS JOURNEY	
<b>102-0227</b>	<b>POWER RACK</b>
2010-09 DODGE TRUCKS JOURNEY	
<b>102-0228</b>	<b>POWER RACK</b>
2007 CHRYSLER PT CRUISER	
<b>102-0229</b>	<b>POWER RACK</b>
2009-07 DODGE TRUCKS SPRINTER 2500	

## Rack & Pinion - Numerical Listing

Part No.	Product Type
<b>102-0229 (Cont'd)</b>	<b>POWER RACK</b>
2009-07	DODGE TRUCKS SPRINTER 3500
2011-07	FREIGHTLINER TRUCKS SPRINTER 2500
2011-07	FREIGHTLINER TRUCKS SPRINTER 3500
2011-10	MERCEDES TRUCKS Sprinter 2500
2011-10	MERCEDES TRUCKS Sprinter 3500
<b>102-0233</b>	<b>POWER RACK</b>
2010	DODGE VIPER
<b>102-0234</b>	<b>POWER RACK</b>
2010	JEEP TRUCKS COMPASS
2010	JEEP TRUCKS PATRIOT
<b>102-0235</b>	<b>POWER RACK</b>
2010	DODGE CALIBER
<b>102-0238</b>	<b>POWER RACK</b>
2010	DODGE TRUCKS JOURNEY
<b>102-0242</b>	<b>POWER RACK</b>
2009	DODGE CALIBER
<b>102-0244</b>	<b>POWER RACK</b>
2011	CHRYSLER 200
<b>102-0245</b>	<b>POWER RACK</b>
2012	CHRYSLER 200
<b>102-0246</b>	<b>POWER RACK</b>
2013-11	CHRYSLER TRUCKS TOWN & COUNTRY VAN
2013-11	DODGE TRUCKS CARAVAN, GRAND CARAVAN, MINI RAM, ROYAL MINI RAM
<b>102-0247</b>	<b>POWER RACK</b>
2011	DODGE CALIBER
<b>102-0248</b>	<b>POWER RACK</b>
2012	DODGE CALIBER
<b>102-0249</b>	<b>POWER RACK</b>
2011	DODGE CALIBER
2011	JEEP TRUCKS COMPASS
2011	JEEP TRUCKS PATRIOT
<b>102-0250</b>	<b>POWER RACK</b>
2012	DODGE CALIBER
2015-12	JEEP TRUCKS COMPASS
2012	JEEP TRUCKS PATRIOT
<b>102-0251</b>	<b>POWER RACK</b>
2011	DODGE CHALLENGER
<b>102-0252</b>	<b>POWER RACK</b>
2013-11	CHRYSLER 300
2014-11	DODGE CHALLENGER
2014-11	DODGE CHARGER
<b>102-0253</b>	<b>POWER RACK</b>
2011	DODGE TRUCKS DAKOTA
<b>102-0254</b>	<b>POWER RACK</b>
2011	DODGE TRUCKS DURANGO
<b>102-0255</b>	<b>POWER RACK</b>
2011	DODGE TRUCKS DURANGO
<b>102-0256</b>	<b>POWER RACK</b>
2011	DODGE TRUCKS DURANGO
<b>102-0257</b>	<b>POWER RACK</b>
2015-12	DODGE TRUCKS DURANGO

Part No.	Product Type
<b>102-0258</b>	<b>POWER RACK</b>
2015-12	DODGE TRUCKS DURANGO
<b>102-0259</b>	<b>POWER RACK</b>
2015-12	DODGE TRUCKS DURANGO
2013-12	JEEP TRUCKS GRAND CHEROKEE
<b>102-0260</b>	<b>POWER RACK</b>
2015-11	DODGE TRUCKS DURANGO
2015-11	JEEP TRUCKS GRAND CHEROKEE
<b>102-0261</b>	<b>POWER RACK</b>
2011	DODGE TRUCKS JOURNEY
<b>102-0262</b>	<b>POWER RACK</b>
2011	DODGE TRUCKS JOURNEY
<b>102-0263</b>	<b>POWER RACK</b>
2011	DODGE TRUCKS JOURNEY
<b>102-0264</b>	<b>POWER RACK</b>
2012	DODGE TRUCKS JOURNEY
<b>102-0265</b>	<b>POWER RACK</b>
2012	DODGE TRUCKS JOURNEY
<b>102-0266</b>	<b>POWER RACK</b>
2012	DODGE TRUCKS JOURNEY
<b>102-0267</b>	<b>POWER RACK</b>
2011	JEEP TRUCKS COMPASS
2011	JEEP TRUCKS PATRIOT
<b>102-0268</b>	<b>POWER RACK</b>
2011	JEEP TRUCKS COMPASS
2011	JEEP TRUCKS PATRIOT
<b>102-0269</b>	<b>POWER RACK</b>
2015-12	JEEP TRUCKS COMPASS
2012	JEEP TRUCKS PATRIOT
<b>102-0270</b>	<b>POWER RACK</b>
2011	JEEP TRUCKS GRAND CHEROKEE
<b>102-0271</b>	<b>POWER RACK</b>
2012	JEEP TRUCKS GRAND CHEROKEE
<b>102-0272</b>	<b>POWER RACK</b>
2012	DODGE CALIBER
2015-12	JEEP TRUCKS COMPASS
2015-12	JEEP TRUCKS PATRIOT
<b>103-0101</b>	<b>POWER RACK</b>
1981-80	CHEVROLET CITATION
1981-80	OLDSMOBILE OMEGA
1981-80	PONTIAC PHOENIX
<b>103-0102</b>	<b>POWER RACK</b>
1993-82	BUICK CENTURY
1985-82	BUICK SKYLARK, APOLLO, GRAN SPORT, SPECIAL, SPORT WAGON
1990-82	CHEVROLET CELEBRITY
1985-82	CHEVROLET CITATION
1993-82	OLDSMOBILE CIERA, CUTLASS CIERA, CUTLASS CRUISER
1984-82	OLDSMOBILE OMEGA
1991-82	PONTIAC 6000
1984-82	PONTIAC PHOENIX
<b>103-0103</b>	<b>POWER RACK</b>
1987-81	CHEVROLET CHEVETTE
1987-81	PONTIAC T1000

## Rack & Pinion - Numerical Listing

Part No.	Product Type
<b>103-0104</b>	<b>POWER RACK</b>
1986-82	BUICK SKYHAWK
1986	BUICK SKYLARK, APOLLO, GRAN SPORT, SPECIAL, SPORT WAGON
1986-85	BUICK SOMERSET, SOMERSET REGAL
1986-82	CADILLAC CIMARRON
1986-82	CHEVROLET CAVALIER
1986-85	OLDSMOBILE CALAIS
1986-81	OLDSMOBILE FIRENZA
1986-85	PONTIAC GRAND AM
1986-82	PONTIAC SUNBIRD, ASTRE, J2000
<b>103-0105</b>	<b>POWER RACK</b>
1986-82	BUICK SKYHAWK
1986	BUICK SKYLARK, APOLLO, GRAN SPORT, SPECIAL, SPORT WAGON
1986-85	BUICK SOMERSET, SOMERSET REGAL
1986-82	CADILLAC CIMARRON
1986-82	CHEVROLET CAVALIER
1986-85	OLDSMOBILE CALAIS
1986-85	OLDSMOBILE FIRENZA
1986-85	PONTIAC GRAND AM
1986-82	PONTIAC SUNBIRD, ASTRE, J2000
<b>103-0106</b>	<b>POWER RACK</b>
1995-86	BUICK LESABRE (FWD)
1995-85	BUICK PARK AVENUE, PARK AVENUE ULTRA, ELECTRA
1991-88	BUICK REATTA
1993-86	BUICK RIVIERA
1988-87	CADILLAC ALLANTE
1993-85	CADILLAC COMMERCIAL CHASSIS, FUNERAL COACH, LIMO
1993-85	CADILLAC DEVILLE, DEVILLE CONCOURS, CALAIS
1992-86	CADILLAC ELDORADO, SEVILLE
1993-85	CADILLAC FLEETWOOD SERIES
1995-85	OLDSMOBILE 88, DELTA 88, LSS, REGENCY, CUSTOM CRUISER
1995-85	OLDSMOBILE 98 REGENCY
1992-86	OLDSMOBILE TORONADO, TROFEO
1995-87	PONTIAC BONNEVILLE
<b>103-0107</b>	<b>POWER RACK</b>
1995-86	BUICK LESABRE (FWD)
1995-85	BUICK PARK AVENUE, PARK AVENUE ULTRA, ELECTRA
1991-88	BUICK REATTA
1993-86	BUICK RIVIERA
1988-87	CADILLAC ALLANTE
1993-85	CADILLAC COMMERCIAL CHASSIS, FUNERAL COACH, LIMO
1993-85	CADILLAC DEVILLE, DEVILLE CONCOURS, CALAIS
1992-86	CADILLAC ELDORADO, SEVILLE
1993-85	CADILLAC FLEETWOOD SERIES
1995-85	OLDSMOBILE 88, DELTA 88, LSS, REGENCY, CUSTOM CRUISER
1995-85	OLDSMOBILE 98 REGENCY
1992-86	OLDSMOBILE TORONADO, TROFEO
1995-87	PONTIAC BONNEVILLE
<b>103-0108</b>	<b>POWER RACK</b>
1989-82	BUICK SKYHAWK
1993-86	BUICK SKYLARK, APOLLO, GRAN SPORT, SPECIAL, SPORT WAGON
1989-85	BUICK SOMERSET, SOMERSET REGAL
1986-82	CADILLAC CIMARRON
1993-91	CHEVROLET BERETTA
1994-82	CHEVROLET CAVALIER

Part No.	Product Type
<b>103-0108 (Cont'd)</b>	<b>POWER RACK</b>
1993-87	CHEVROLET CORSICA
1993-92	OLDSMOBILE ACHIEVA
1991-85	OLDSMOBILE CALAIS
1988-81	OLDSMOBILE FIRENZA
1991-85	PONTIAC GRAND AM
1993-82	PONTIAC SUNBIRD, ASTRE, J2000
1991-87	PONTIAC TEMPEST
<b>103-0109</b>	<b>POWER RACK</b>
1989-82	BUICK SKYHAWK
1996-86	BUICK SKYLARK, APOLLO, GRAN SPORT, SPECIAL, SPORT WAGON
1989-85	BUICK SOMERSET, SOMERSET REGAL
1988-82	CADILLAC CIMARRON
1993-87	CHEVROLET BERETTA
1988-82	CHEVROLET CAVALIER
1993-87	CHEVROLET CORSICA
1993-92	OLDSMOBILE ACHIEVA
1991-85	OLDSMOBILE CALAIS
1986-85	OLDSMOBILE FIRENZA
1991-87	PONTIAC TEMPEST
<b>103-0110</b>	<b>POWER RACK</b>
1987-86	BUICK CENTURY
1990-84	CHEVROLET CELEBRITY
1991-82	OLDSMOBILE CIERA, CUTLASS CIERA, CUTLASS CRUISER
1987-83	PONTIAC 6000
<b>103-0111</b>	<b>POWER RACK</b>
1987-84	CHEVROLET CORVETTE
<b>103-0112</b>	<b>POWER RACK</b>
1987-84	CHEVROLET CORVETTE
<b>103-0113</b>	<b>POWER RACK</b>
1993-88	BUICK REGAL (Exc. Somerset, Somerset Regal)
1993-90	CHEVROLET LUMINA
1993-89	OLDSMOBILE CUTLASS, CUTLASS SUPREME, F-85, VISTA CRUISER, 4-4-2
1993-88	PONTIAC GRAND PRIX
<b>103-0114</b>	<b>POWER RACK</b>
1993-88	BUICK REGAL (Exc. Somerset, Somerset Regal)
1993-90	CHEVROLET LUMINA
1993-88	OLDSMOBILE CUTLASS, CUTLASS SUPREME, F-85, VISTA CRUISER, 4-4-2
<b>103-0115</b>	<b>POWER RACK</b>
1990-88	PONTIAC 6000
<b>103-0116</b>	<b>POWER RACK</b>
1996-88	PONTIAC BONNEVILLE
<b>103-0117</b>	<b>POWER RACK</b>
1992-88	CHEVROLET CORVETTE
<b>103-0118</b>	<b>POWER RACK</b>
1989-88	CHEVROLET CORVETTE
<b>103-0119</b>	<b>POWER RACK</b>
1996-90	CHEVROLET/GMC TRUCKS LUMINA VAN
1996-90	OLDSMOBILE TRUCKS SILHOUETTE VAN
1996-90	PONTIAC TRUCKS MONTANA, TRANS SPORT VAN
<b>103-0120</b>	<b>POWER RACK</b>
1992-91	CADILLAC ELDORADO, SEVILLE

## Rack & Pinion - Numerical Listing

Part No.	Product Type	Part No.	Product Type
<b>103-0121</b>	<b>POWER RACK</b>	<b>103-0139</b>	<b>POWER RACK</b>
1993-92 BUICK RIVIERA		1998-97 BUICK PARK AVENUE, PARK AVENUE ULTRA, ELECTRA	
1992 OLDSMOBILE TORONADO, TROFEO		1998-95 BUICK RIVIERA	
<b>103-0122</b>	<b>POWER RACK</b>	1997-95 OLDSMOBILE AURORA	
1993 CADILLAC ALLANTE		<b>103-0140</b>	<b>POWER RACK</b>
1995-94 CADILLAC DEVILLE, DEVILLE CONCOURS, CALAIS		1996 CADILLAC DEVILLE, DEVILLE CONCOURS, CALAIS	
1995-93 CADILLAC ELDORADO, SEVILLE		1996 CADILLAC ELDORADO, SEVILLE	
<b>103-0122P</b>	<b>POWER RACK</b>	<b>103-0140P</b>	<b>POWER RACK</b>
1993 CADILLAC ALLANTE		1996 CADILLAC DEVILLE, DEVILLE CONCOURS, CALAIS	
1993 CADILLAC ELDORADO, SEVILLE		1996 CADILLAC ELDORADO, SEVILLE	
<b>103-0124</b>	<b>POWER RACK</b>	<b>103-0142</b>	<b>POWER RACK</b>
1993 CADILLAC DEVILLE, DEVILLE CONCOURS, CALAIS		1998-96 BUICK LESABRE (FWD)	
<b>103-0124P</b>	<b>POWER RACK</b>	1996 BUICK PARK AVENUE, PARK AVENUE ULTRA, ELECTRA	
1993 CADILLAC DEVILLE, DEVILLE CONCOURS, CALAIS		1999-96 OLDSMOBILE 88, DELTA 88, LSS, REGENCY, CUSTOM CRUISER	
<b>103-0126</b>	<b>POWER RACK</b>	1999-96 PONTIAC BONNEVILLE	
1994 CHEVROLET BERETTA		<b>103-0143</b>	<b>POWER RACK</b>
1994 CHEVROLET CORSICA		1999-96 CADILLAC DEVILLE, DEVILLE CONCOURS, CALAIS	
1993 OLDSMOBILE ACHIEVA		2002-96 CADILLAC ELDORADO, SEVILLE	
<b>103-0128</b>	<b>POWER RACK</b>	<b>103-0145</b>	<b>POWER RACK</b>
1998-95 BUICK SKYLARK, APOLLO, GRAN SPORT, SPECIAL, SPORT WAGON		2003-97 PONTIAC GRAND PRIX	
1996-94 CHEVROLET BERETTA		<b>103-0146</b>	<b>POWER RACK</b>
1994-89 CHEVROLET CAVALIER		2004-97 CHEVROLET CORVETTE	
1996-94 CHEVROLET CORSICA		<b>103-0147</b>	<b>POWER RACK</b>
1998-92 OLDSMOBILE ACHIEVA		2007-02 BUICK TRUCKS RENDEZVOUS	
1988-87 OLDSMOBILE FIRENZA		2005-97 CHEVROLET/GMC TRUCKS VENTURE VAN	
1998-85 PONTIAC GRAND AM		2004-97 OLDSMOBILE TRUCKS SILHOUETTE VAN	
1994-82 PONTIAC SUNBIRD, ASTRE, J2000		2005-01 PONTIAC TRUCKS AZTEK	
<b>103-0129</b>	<b>POWER RACK</b>	2005-97 PONTIAC TRUCKS MONTANA, TRANS SPORT VAN	
1993-92 OLDSMOBILE ACHIEVA		<b>103-0148</b>	<b>POWER RACK</b>
<b>103-0131</b>	<b>POWER RACK</b>	1998-97 BUICK PARK AVENUE, PARK AVENUE ULTRA, ELECTRA	
1994-92 BUICK SKYLARK, APOLLO, GRAN SPORT, SPECIAL, SPORT WAGON		<b>103-0149</b>	<b>POWER RACK</b>
1994 CHEVROLET BERETTA		1999-97 CADILLAC DEVILLE, DEVILLE CONCOURS, CALAIS	
1994 CHEVROLET CORSICA		2002-97 CADILLAC ELDORADO, SEVILLE	
1994 PONTIAC SUNBIRD, ASTRE, J2000		<b>103-0150</b>	<b>POWER RACK</b>
<b>103-0132</b>	<b>POWER RACK</b>	2001-97 CHEVROLET LUMINA	
1996-94 BUICK REGAL (Exc. Somerset, Somerset Regal)		1999-97 CHEVROLET MONTE CARLO	
1996-94 CHEVROLET LUMINA		1997 OLDSMOBILE CUTLASS, CUTLASS SUPREME, F-85, VISTA CRUISER, 4-4-2	
1996-95 CHEVROLET MONTE CARLO		<b>103-0151</b>	<b>POWER RACK</b>
1996-94 OLDSMOBILE CUTLASS, CUTLASS SUPREME, F-85, VISTA CRUISER, 4-4-2		1997 CHEVROLET MALIBU	
1996-94 PONTIAC GRAND PRIX		1997 OLDSMOBILE CUTLASS, CUTLASS SUPREME, F-85, VISTA CRUISER, 4-4-2	
<b>103-0133</b>	<b>POWER RACK</b>	<b>103-0152</b>	<b>POWER RACK</b>
1996-94 BUICK CENTURY		1992-89 CADILLAC ALLANTE	
1996-94 OLDSMOBILE CIERA, CUTLASS CIERA, CUTLASS CRUISER		<b>103-0154</b>	<b>POWER RACK</b>
<b>103-0134</b>	<b>POWER RACK</b>	2003-97 PONTIAC GRAND PRIX	
1999-93 CHEVROLET CAMARO		<b>103-0155</b>	<b>POWER RACK</b>
1999-93 PONTIAC FIREBIRD, TRANS AM		1994 CHEVROLET LUMINA	
<b>103-0135</b>	<b>POWER RACK</b>	1995-92 PONTIAC GRAND PRIX	
1996-93 CHEVROLET CORVETTE		<b>103-0156</b>	<b>POWER RACK</b>
<b>103-0136</b>	<b>POWER RACK</b>	2002-97 BUICK CENTURY	
1991 SATURN S SERIES (Sedan, Coupe, Wagon)		1997 BUICK REGAL (Exc. Somerset, Somerset Regal)	
<b>103-0138</b>	<b>POWER RACK</b>	<b>103-0157</b>	<b>POWER RACK</b>
2005-95 CHEVROLET CAVALIER		2008-05 BUICK ALLURE (CANADA)	
2005-95 PONTIAC SUNFIRE			

## Rack & Pinion - Numerical Listing

Part No.	Product Type
<b>103-0157 (Cont'd)</b>	<b>POWER RACK</b>
2008-05	BUICK LACROSSE
2002-97	BUICK REGAL (Exc. Somerset, Somerset Regal)
2002-98	OLDSMOBILE INTRIGUE
<b>103-0158</b>	<b>POWER RACK</b>
1998	OLDSMOBILE AURORA
<b>103-0159</b>	<b>POWER RACK</b>
2005-04	CHEVROLET CLASSIC
2005-98	CHEVROLET MALIBU
2004-99	OLDSMOBILE ALERO
1999-98	OLDSMOBILE CUTLASS, CUTLASS SUPREME, F-85, VISTA CRUISER, 4-4-2
2005-99	PONTIAC GRAND AM
<b>103-0160</b>	<b>POWER RACK</b>
2002-98	CHEVROLET CAMARO
2002-98	PONTIAC FIREBIRD, TRANS AM
<b>103-0161</b>	<b>POWER RACK</b>
2002-97	BUICK CENTURY
1997	BUICK REGAL (Exc. Somerset, Somerset Regal)
<b>103-0162</b>	<b>POWER RACK</b>
1999	OLDSMOBILE AURORA
<b>103-0163</b>	<b>POWER RACK</b>
2000	BUICK LESABRE (FWD)
2000-99	BUICK PARK AVENUE, PARK AVENUE ULTRA, ELECTRA
1999	BUICK RIVIERA
<b>103-0164</b>	<b>POWER RACK</b>
2000	BUICK LESABRE (FWD)
2000-99	BUICK PARK AVENUE, PARK AVENUE ULTRA, ELECTRA
<b>103-0165</b>	<b>POWER RACK</b>
2000-98	CADILLAC ELDORADO, SEVILLE
<b>103-0166</b>	<b>POWER RACK</b>
1999	CADILLAC DEVILLE, DEVILLE CONCOURS, CALAIS
<b>103-0167</b>	<b>POWER RACK</b>
2007	CHEVROLET/GMC TRUCKS SIERRA CLASSIC SERIES PICKUP (2WD)
2006-99	CHEVROLET/GMC TRUCKS SIERRA SERIES PICKUP (2WD)
2007	CHEVROLET/GMC TRUCKS SILVERADO CLASSIC SERIES PICKUP (2WD)
2006-99	CHEVROLET/GMC TRUCKS SILVERADO SERIES PICKUP (2WD)
<b>103-0168</b>	<b>POWER RACK</b>
2005-01	PONTIAC BONNEVILLE
<b>103-0169</b>	<b>POWER RACK</b>
2003-01	PONTIAC BONNEVILLE
<b>103-0170</b>	<b>POWER RACK</b>
2009-05	BUICK ALLURE (CANADA)
2005-03	BUICK CENTURY
2009-05	BUICK LACROSSE
2004-03	BUICK REGAL (Exc. Somerset, Somerset Regal)
2011-00	CHEVROLET IMPALA
2007-00	CHEVROLET MONTE CARLO
2008-04	PONTIAC GRAND PRIX
<b>103-0172</b>	<b>POWER RACK</b>
2006-02	BUICK TRUCKS RENDEZVOUS
2004-02	CHEVROLET/GMC TRUCKS VENTURE VAN
2004-02	OLDSMOBILE TRUCKS SILHOUETTE VAN

Part No.	Product Type
<b>103-0172 (Cont'd)</b>	<b>POWER RACK</b>
2005-01	PONTIAC TRUCKS AZTEK
2005-02	PONTIAC TRUCKS MONTANA, TRANS SPORT VAN
<b>103-0173</b>	<b>POWER RACK</b>
2002-01	OLDSMOBILE AURORA
<b>103-0174</b>	<b>POWER RACK</b>
2005-01	CADILLAC DEVILLE, DEVILLE CONCOURS, CALAIS
2004-01	CADILLAC ELDORADO, SEVILLE
2003-01	OLDSMOBILE AURORA
<b>103-0180</b>	<b>POWER RACK</b>
1993-88	PONTIAC LEMANS
1997-94	SAAB 900
<b>103-0182</b>	<b>POWER RACK</b>
1999-96	BUICK LESABRE (FWD)
1996	BUICK PARK AVENUE, PARK AVENUE ULTRA, ELECTRA
1999-96	OLDSMOBILE 88, DELTA 88, LSS, REGENCY, CUSTOM CRUISER
1996	OLDSMOBILE 98 REGENCY
1999-96	PONTIAC BONNEVILLE
<b>103-0183</b>	<b>POWER RACK</b>
1999	BUICK LESABRE (FWD)
<b>103-0191</b>	<b>POWER RACK</b>
2005-00	SATURN L, LS, LW SERIES
<b>103-0193</b>	<b>POWER RACK</b>
2013-03	CHEVROLET/GMC TRUCKS EXPRESS, SAVANA
<b>103-0195</b>	<b>POWER RACK</b>
2005-01	BUICK LESABRE (FWD)
2005-01	BUICK PARK AVENUE, PARK AVENUE ULTRA, ELECTRA
<b>103-0198</b>	<b>POWER RACK</b>
2002	CHEVROLET/GMC TRUCKS TRAILBLAZER, ENVOY
2002	OLDSMOBILE TRUCKS BRAVADA
<b>103-0199</b>	<b>POWER RACK</b>
1992	SATURN SC
2002-93	SATURN SC1
2002-93	SATURN SC2
2002-92	SATURN SL
2002-92	SATURN SL1
2002-92	SATURN SL2
1999-93	SATURN SW1
2001-93	SATURN SW2
<b>103-0203</b>	<b>POWER RACK</b>
2005-00	CADILLAC DEVILLE, DEVILLE CONCOURS, CALAIS
2011-06	CADILLAC DTS
<b>103-0204</b>	<b>POWER RACK</b>
2002-01	BUICK PARK AVENUE, PARK AVENUE ULTRA, ELECTRA
<b>103-0206</b>	<b>POWER RACK</b>
2007-04	BUICK TRUCKS RAINIER
2006-03	CHEVROLET/GMC TRUCKS SSR
2009-02	CHEVROLET/GMC TRUCKS TRAILBLAZER, ENVOY
2008-03	ISUZU TRUCKS ASCENDER
2004-02	OLDSMOBILE TRUCKS BRAVADA
2009-05	SAAB TRUCKS 9-7X
<b>103-0207</b>	<b>POWER RACK</b>
2007-03	CADILLAC CTS
<b>103-0208</b>	<b>POWER RACK</b>
2007-03	CADILLAC CTS



# Rack & Pinion - Numerical Listing

Part No.	Product Type	Part No.	Product Type
<b>103-0209</b>	<b>POWER RACK</b>	<b>103-0244P</b>	<b>POWER RACK</b>
2000 CADILLAC DEVILLE, DEVILLE CONCOURS, CALAIS		2014-08 CADILLAC CTS	
<b>103-0210</b>	<b>POWER RACK</b>	<b>103-0245</b>	<b>POWER RACK</b>
2008-04 PONTIAC GRAND PRIX		2008 SATURN TRUCKS VUE	
<b>103-0211</b>	<b>POWER RACK</b>	<b>103-0246</b>	<b>POWER RACK</b>
2000 PONTIAC BONNEVILLE		2009-06 PONTIAC SOLSTICE	
<b>103-0212</b>	<b>POWER RACK</b>	2010-07 SATURN SKY	
2000 PONTIAC BONNEVILLE		<b>103-0247</b>	<b>POWER RACK</b>
<b>103-0216</b>	<b>POWER RACK</b>	2008-06 BUICK LUCERNE	
2012-09 CHEVROLET/GMC TRUCKS COLORADO, CANYON		2011-06 CADILLAC DTS	
<b>103-0217</b>	<b>POWER RACK</b>	<b>103-0248</b>	<b>POWER RACK</b>
2010-05 CHEVROLET CORVETTE		2010-08 CADILLAC STS	
<b>103-0218</b>	<b>POWER RACK</b>	<b>103-0249</b>	<b>POWER RACK</b>
2005-04 PONTIAC BONNEVILLE		2009-08 BUICK ALLURE (CANADA)	
<b>103-0222</b>	<b>POWER RACK</b>	2009-08 BUICK LACROSSE	
2008-04 CADILLAC XLR		<b>103-0250</b>	<b>POWER RACK</b>
<b>103-0225</b>	<b>POWER RACK</b>	2011-05 CADILLAC STS	
2009-08 SATURN ASTRA		<b>103-0251</b>	<b>POWER RACK</b>
<b>103-0228</b>	<b>POWER RACK</b>	2011-04 CHEVROLET IMPALA	
2010-08 CADILLAC CTS		2007-06 CHEVROLET MONTE CARLO	
<b>103-0228P</b>	<b>POWER RACK</b>	<b>103-0252</b>	<b>POWER RACK</b>
2010-08 CADILLAC CTS		2006-04 CHEVROLET/GMC TRUCKS COLORADO, CANYON	
<b>103-0230</b>	<b>POWER RACK</b>	2006 ISUZU TRUCKS i-280	
2009-04 CADILLAC TRUCKS SRX		<b>103-0253</b>	<b>POWER RACK</b>
<b>103-0230P</b>	<b>POWER RACK</b>	2006-04 CHEVROLET/GMC TRUCKS COLORADO, CANYON	
2009-04 CADILLAC TRUCKS SRX		2006 ISUZU TRUCKS i-280	
<b>103-0232</b>	<b>POWER RACK</b>	<b>103-0254</b>	<b>POWER RACK</b>
2002-00 CHEVROLET CAMARO		2006-05 BUICK TRUCKS TERRAZA	
2002-00 PONTIAC FIREBIRD, TRANS AM		2006-05 CHEVROLET/GMC TRUCKS UPLANDER	
<b>103-0233</b>	<b>POWER RACK</b>	2006-05 PONTIAC TRUCKS MONTANA SV6	
2006-04 PONTIAC GTO		2006-05 SATURN TRUCKS RELAY	
<b>103-0236</b>	<b>POWER RACK</b>	<b>103-0255</b>	<b>POWER RACK</b>
2005-03 BUICK PARK AVENUE, PARK AVENUE ULTRA, ELECTRA		2014-08 BUICK TRUCKS ENCLAVE	
<b>103-0237</b>	<b>POWER RACK</b>	2014-07 CHEVROLET/GMC TRUCKS ACADIA	
2011-06 BUICK LUCERNE		2014-09 CHEVROLET/GMC TRUCKS TRAVERSE	
<b>103-0238</b>	<b>POWER RACK</b>	2010-07 SATURN TRUCKS OUTLOOK	
2011-06 BUICK LUCERNE		<b>103-0255P</b>	<b>POWER RACK</b>
2011-06 CADILLAC DTS		2014-08 BUICK TRUCKS ENCLAVE	
<b>103-0239</b>	<b>POWER RACK</b>	2014-07 CHEVROLET/GMC TRUCKS ACADIA	
2007-06 CHEVROLET/GMC TRUCKS COLORADO, CANYON		2014-09 CHEVROLET/GMC TRUCKS TRAVERSE	
2006 ISUZU TRUCKS i-280		2010-07 SATURN TRUCKS OUTLOOK	
2008-07 ISUZU TRUCKS i-290		<b>103-0256</b>	<b>POWER RACK</b>
2008-07 ISUZU TRUCKS i-370		2014-08 BUICK TRUCKS ENCLAVE	
<b>103-0240</b>	<b>POWER RACK</b>	2014-07 CHEVROLET/GMC TRUCKS ACADIA	
2014-12 CHEVROLET/GMC TRUCKS CAPTIVA SPORT		2014-09 CHEVROLET/GMC TRUCKS TRAVERSE	
2009-08 CHEVROLET/GMC TRUCKS EQUINOX		2010-07 SATURN TRUCKS OUTLOOK	
2009-08 PONTIAC TRUCKS TORRENT		<b>103-0257</b>	<b>POWER RACK</b>
2009-08 SATURN TRUCKS VUE		2011-05 CHEVROLET AVEO 5	
2009-07 SUZUKI TRUCKS XL-7		2011-04 CHEVROLET AVEO	
<b>103-0241</b>	<b>POWER RACK</b>	2009 PONTIAC G3	
2007-04 CADILLAC CTS		2008-05 PONTIAC WAVE, WAVE5 (Canada)	
<b>103-0244</b>	<b>POWER RACK</b>	<b>103-0258</b>	<b>POWER RACK</b>
2014-08 CADILLAC CTS		2012-06 CHEVROLET MALIBU	
		2010-06 PONTIAC G6	
		2009-07 SATURN AURA	

## Rack & Pinion - Numerical Listing

Part No.	Product Type
<b>103-0259</b>	<b>POWER RACK</b>
2014-07	CADILLAC TRUCKS ESCALADE ESV
2014-07	CADILLAC TRUCKS ESCALADE EXT
2014-07	CADILLAC TRUCKS ESCALADE
2013-07	CHEVROLET/GMC TRUCKS AVALANCHE 1500
2013-07	CHEVROLET/GMC TRUCKS SIERRA SERIES PICKUP (2WD)
2013-07	CHEVROLET/GMC TRUCKS SILVERADO SERIES PICKUP (2WD)
2014-07	CHEVROLET/GMC TRUCKS SUBURBAN, YUKON XL, YUKON DENALI XL
2014-07	CHEVROLET/GMC TRUCKS TAHOE, YUKON, YUKON DENALI
<b>103-0260</b>	<b>POWER RACK</b>
2006-04	CHEVROLET/GMC TRUCKS COLORADO, CANYON
2006	ISUZU TRUCKS i-280
2006	ISUZU TRUCKS i-350
<b>103-0261</b>	<b>POWER RACK</b>
2007-05	BUICK TRUCKS TERRAZA
2009-05	CHEVROLET/GMC TRUCKS UPLANDER
2009-05	PONTIAC TRUCKS MONTANA SV6
2007-05	SATURN TRUCKS RELAY
<b>103-0262</b>	<b>POWER RACK</b>
2011-05	CADILLAC STS
<b>103-0262P</b>	<b>POWER RACK</b>
2011-05	CADILLAC STS
<b>103-0263</b>	<b>POWER RACK</b>
2012-06	CHEVROLET/GMC TRUCKS COLORADO, CANYON
2006	ISUZU TRUCKS i-280
2008-07	ISUZU TRUCKS i-290
2006	ISUZU TRUCKS i-350
2008-07	ISUZU TRUCKS i-370
<b>103-0264</b>	<b>POWER RACK</b>
2010-06	HUMMER H3
<b>103-0265</b>	<b>POWER RACK</b>
1992	OLDSMOBILE CIERA, CUTLASS CIERA, CUTLASS CRUISER
<b>103-0266P</b>	<b>POWER RACK</b>
1995-94	CADILLAC DEVILLE, DEVILLE CONCOURS, CALAIS
1995-94	CADILLAC ELDORADO, SEVILLE
<b>103-0269</b>	<b>POWER RACK</b>
2012-06	CHEVROLET/GMC TRUCKS COLORADO, CANYON
2006	ISUZU TRUCKS i-280
2008-07	ISUZU TRUCKS i-290
2008-07	ISUZU TRUCKS i-370
<b>103-0270</b>	<b>POWER RACK</b>
2009-08	PONTIAC G8
<b>103-0273</b>	<b>POWER RACK</b>
2008-06	HUMMER H3
<b>103-0274</b>	<b>POWER RACK</b>
2009	CADILLAC XLR
<b>103-0276</b>	<b>POWER RACK</b>
2009	CHEVROLET/GMC TRUCKS TRAILBLAZER, ENVOY
2009	SAAB TRUCKS 9-7X
<b>103-0278</b>	<b>POWER RACK</b>
2014-09	CADILLAC CTS
<b>103-0280</b>	<b>POWER RACK</b>
2009	HUMMER H3T

Part No.	Product Type
<b>103-0283</b>	<b>POWER RACK</b>
2009	SATURN TRUCKS VUE
<b>103-0284</b>	<b>POWER RACK</b>
2013-10	CHEVROLET CAMARO
<b>103-0286</b>	<b>POWER RACK</b>
2010	BUICK ALLURE (CANADA)
2010	BUICK LACROSSE
2010	SAAB 9-5
<b>103-0287</b>	<b>POWER RACK</b>
2011	SAAB 9-5
<b>103-0288</b>	<b>POWER RACK</b>
2010	BUICK ALLURE (CANADA)
2010	BUICK LACROSSE
<b>103-0289</b>	<b>POWER RACK</b>
2008-06	CHEVROLET/GMC TRUCKS COLORADO, CANYON
2006	ISUZU TRUCKS i-280
2008-07	ISUZU TRUCKS i-290
2008-07	ISUZU TRUCKS i-370
<b>103-0290</b>	<b>POWER RACK</b>
2014-10	CADILLAC TRUCKS SRX
<b>103-0290P</b>	<b>POWER RACK</b>
2014-10	CADILLAC TRUCKS SRX
<b>103-0291</b>	<b>POWER RACK</b>
2014-10	CADILLAC TRUCKS SRX
<b>103-0293</b>	<b>POWER RACK</b>
2010	BUICK ALLURE (CANADA)
2011-10	BUICK LACROSSE
2011	BUICK REGAL (Exc. Somerset, Somerset Regal)
<b>103-0294</b>	<b>POWER RACK</b>
2011	CADILLAC CTS
<b>103-0295</b>	<b>POWER RACK</b>
2014-12	CADILLAC CTS
<b>103-0296</b>	<b>POWER RACK</b>
2012-11	BUICK LACROSSE
<b>103-0298</b>	<b>POWER RACK</b>
2012	BUICK LACROSSE
<b>103-0299</b>	<b>POWER RACK</b>
2012-11	BUICK LACROSSE
2012-11	BUICK REGAL (Exc. Somerset, Somerset Regal)
<b>103-0300</b>	<b>POWER RACK</b>
2012	BUICK REGAL (Exc. Somerset, Somerset Regal)
<b>103-0301</b>	<b>POWER RACK</b>
2013-11	CHEVROLET CAPRICE
<b>103-0302</b>	<b>POWER RACK</b>
2013-11	CHEVROLET CORVETTE
<b>103-0303</b>	<b>POWER RACK</b>
2015-10	CHEVROLET/GMC TRUCKS EQUINOX
2015-10	CHEVROLET/GMC TRUCKS TERRAIN
<b>103-0304</b>	<b>POWER RACK</b>
2014-12	CHEVROLET IMPALA
<b>103-0305</b>	<b>POWER RACK</b>
2015-10	CHEVROLET/GMC TRUCKS EQUINOX
2015-10	CHEVROLET/GMC TRUCKS TERRAIN

# Rack & Pinion - Numerical Listing

Part No.	Product Type
<b>103-0307</b>	<b>POWER RACK</b>
2013-07	CHEVROLET/GMC TRUCKS SIERRA SERIES PICKUP (2WD)
2013-07	CHEVROLET/GMC TRUCKS SILVERADO SERIES PICKUP (2WD)
<b>104-0101</b>	<b>POWER RACK</b>
1977-75	AMERICAN MOTORS PACER
<b>201-0108</b>	<b>MANUAL RACK</b>
1978-74	FORD MUSTANG, MUSTANG II
1980-74	FORD PINTO
1980-74	MERCURY BOBCAT
<b>201-0109</b>	<b>MANUAL RACK</b>
1981-79	FORD FAIRMONT
1981	FORD GRANADA
1981-79	FORD MUSTANG, MUSTANG II
1981-79	MERCURY CAPRI
1981-80	MERCURY COUGAR
1981-78	MERCURY ZEPHYR
<b>201-0110</b>	<b>MANUAL RACK</b>
1983-82	FORD FAIRMONT
1982	FORD GRANADA
1983	FORD LTD (Mid Size)
1989-82	FORD MUSTANG, MUSTANG II
1986-82	MERCURY CAPRI
1983-82	MERCURY COUGAR
1983-82	MERCURY ZEPHYR
<b>201-0111</b>	<b>MANUAL RACK</b>
1990-81	FORD ESCORT, EXP, ZX2
1986-84	FORD TEMPO
1987-81	MERCURY LYNX, LN7
1986-84	MERCURY TOPAZ
<b>201-0112</b>	<b>MANUAL RACK</b>
1972-71	FORD PINTO
<b>201-0113</b>	<b>MANUAL RACK</b>
1973	FORD PINTO
<b>201-0114</b>	<b>MANUAL RACK</b>
1989-86	FORD TRUCKS AEROSTAR
<b>201-0115</b>	<b>MANUAL RACK</b>
1980-78	FORD FIESTA
<b>201-0116</b>	<b>MANUAL RACK</b>
1978-73	MERCURY CAPRI
<b>201-0117</b>	<b>MANUAL RACK</b>
1996-91	FORD ESCORT, EXP, ZX2
1996-91	MERCURY TRACER
<b>201-0119</b>	<b>MANUAL RACK</b>
1989-88	FORD FESTIVA
<b>201-0120</b>	<b>MANUAL RACK</b>
1993-90	FORD FESTIVA
<b>201-0121</b>	<b>POWER RACK</b>
2009-07	FORD TRUCKS ESCAPE
2009-07	MERCURY TRUCKS MARINER
<b>201-0122</b>	<b>POWER RACK</b>
2009-07	FORD TRUCKS ESCAPE
2009-07	MERCURY TRUCKS MARINER
<b>201-0123</b>	<b>POWER RACK</b>
2011-10	FORD TRUCKS FLEX

Part No.	Product Type
<b>201-0123 (Cont'd)</b>	<b>POWER RACK</b>
2011-10	LINCOLN TRUCKS MKT
2010	LINCOLN MKS
<b>201-0124</b>	<b>POWER RACK</b>
2011-10	FORD TRUCKS FLEX
2011-10	LINCOLN TRUCKS MKT
<b>201-0128</b>	<b>POWER RACK</b>
2012-09	FORD TRUCKS ESCAPE
2011-10	MAZDA TRUCKS TRIBUTE
2011-09	MERCURY TRUCKS MARINER
<b>201-0129</b>	<b>POWER RACK</b>
2012-09	FORD TRUCKS ESCAPE
2011-10	MAZDA TRUCKS TRIBUTE
2011-09	MERCURY TRUCKS MARINER
<b>201-0130E</b>	<b>POWER RACK</b>
2012-10	FORD FUSION
2012-10	LINCOLN MKZ
<b>201-0136E</b>	<b>POWER RACK</b>
2013-11	FORD TRUCKS F SERIES, SUPER DUTY PICKUP (2WD & 4WD)
<b>201-0137E</b>	<b>POWER RACK</b>
2013-11	FORD TRUCKS F SERIES, SUPER DUTY PICKUP (2WD & 4WD)
<b>202-0105</b>	<b>MANUAL RACK</b>
1983-82	CHRYSLER LEBARON (Exc. GTC, GTS)
1983	CHRYSLER LHS, NEW YORKER
1983-82	CHRYSLER TOWN & COUNTRY (Station Wagon)
1983-81	DODGE ARIES, 400, 600
1983-81	PLYMOUTH RELIANT
<b>202-0106</b>	<b>MANUAL RACK</b>
1983-82	DODGE TRUCKS RAMPAGE
1983	DODGE CHARGER
1983-78	DODGE OMNI
1983	PLYMOUTH TRUCKS SCAMP PICKUP
1983-78	PLYMOUTH HORIZON, TURISMO
<b>202-0107</b>	<b>MANUAL RACK</b>
1988-84	CHRYSLER DAYTONA (CANADA)
1984	CHRYSLER LASER
1986-84	CHRYSLER LEBARON (Exc. GTC, GTS)
1986-84	CHRYSLER LHS, NEW YORKER
1988-84	CHRYSLER TOWN & COUNTRY (Station Wagon)
1988-84	DODGE ARIES, 400, 600
1988-84	DODGE DAYTONA
1988-86	DODGE SHADOW
1988-84	PLYMOUTH RELIANT
1988-86	PLYMOUTH SUNDANCE
<b>202-0108</b>	<b>MANUAL RACK</b>
1984	DODGE TRUCKS RAMPAGE
1987-84	DODGE CHARGER
1990-84	DODGE OMNI
1990-84	PLYMOUTH HORIZON, TURISMO
<b>202-0109</b>	<b>MANUAL RACK</b>
1989	DODGE ARIES, 400, 600
1989	DODGE SHADOW
1989	PLYMOUTH RELIANT
1989	PLYMOUTH SUNDANCE
<b>202-0110</b>	<b>MANUAL RACK</b>
1990-86	DODGE TRUCKS DAKOTA

## Rack & Pinion - Numerical Listing

Part No.	Product Type
<b>202-0111</b>	<b>MANUAL RACK</b>
1988-84	DODGE TRUCKS CARAVAN, GRAND CARAVAN, MINI RAM, ROYAL MINI RAM
1988-84	PLYMOUTH TRUCKS VOYAGER, GRAND VOYAGER
<b>202-0112</b>	<b>MANUAL RACK</b>
1984-81	DODGE COLT (EXC. COLT VISTA)
1984-81	PLYMOUTH CHAMP
1984-81	PLYMOUTH COLT (EXC. COLT VISTA)
<b>202-0113</b>	<b>MANUAL RACK</b>
1994-93	DODGE COLT (EXC. COLT VISTA)
1996-93	EAGLE SUMMIT
2002-93	MINI COOPER
1994-93	PLYMOUTH COLT (EXC. COLT VISTA)
<b>202-0114</b>	<b>MANUAL RACK</b>
1996-95	DODGE NEON, SRT-4
1996-95	PLYMOUTH NEON
<b>202-0115</b>	<b>MANUAL RACK</b>
1996-94	DODGE TRUCKS DAKOTA
<b>203-0105</b>	<b>MANUAL RACK</b>
1981-80	CHEVROLET CITATION
1981-80	OLDSMOBILE OMEGA
1981-80	PONTIAC PHOENIX
<b>203-0106</b>	<b>MANUAL RACK</b>
1987-76	CHEVROLET CHEVETTE
1987-81	PONTIAC T1000
<b>203-0107</b>	<b>MANUAL RACK</b>
1987-86	PONTIAC FIERO
<b>203-0108</b>	<b>MANUAL RACK</b>
1987-84	PONTIAC FIERO
<b>203-0109</b>	<b>MANUAL RACK</b>
1985-82	CHEVROLET CITATION
1984-82	PONTIAC PHOENIX
<b>203-0110</b>	<b>MANUAL RACK</b>
1989-84	BUICK SKYHAWK
1994-84	CHEVROLET CAVALIER
1988-84	OLDSMOBILE FIRENZA
1990-84	PONTIAC SUNBIRD, ASTRE, J2000
<b>203-0111</b>	<b>MANUAL RACK</b>
1992	SATURN SC
2002-93	SATURN SC1
2002-93	SATURN SC2
2002-92	SATURN SL
2002-92	SATURN SL1
2002-92	SATURN SL2
1999-93	SATURN SW1
2001-93	SATURN SW2
<b>203-0115</b>	<b>MANUAL RACK</b>
2001-98	CHEVROLET METRO
2000-98	PONTIAC FIREFLY (Canada)
2001-99	SUZUKI SWIFT
<b>203-0116</b>	<b>POWER RACK</b>
2010-05	CHEVROLET COBALT
2006-05	PONTIAC G4 (MEXICO)
2009-07	PONTIAC G5
2006-05	PONTIAC PURSUIT (CANADA)
2007-03	SATURN ION

Part No.	Product Type
<b>203-0117</b>	<b>POWER RACK</b>
2012-04	CHEVROLET MALIBU
2010-05	PONTIAC G6
2009-07	SATURN AURA
<b>203-0118</b>	<b>POWER RACK</b>
2005	CHEVROLET/GMC TRUCKS EQUINOX
2009-02	SATURN TRUCKS VUE
<b>203-0119</b>	<b>POWER RACK</b>
2009-06	CHEVROLET/GMC TRUCKS EQUINOX
2009-06	PONTIAC TRUCKS TORRENT
<b>203-0120</b>	<b>POWER RACK</b>
2011-06	CHEVROLET HHR
<b>203-0121</b>	<b>POWER RACK</b>
2010-05	CHEVROLET COBALT
2010-08	CHEVROLET HHR
2006-05	PONTIAC G4 (MEXICO)
2009-07	PONTIAC G5
2006-05	PONTIAC PURSUIT (CANADA)
<b>203-0126</b>	<b>POWER RACK</b>
2009-08	SATURN ASTRA
<b>203-0127</b>	<b>POWER RACK</b>
2011-06	CHEVROLET HHR
<b>203-0128</b>	<b>POWER RACK</b>
2009	PONTIAC TRUCKS TORRENT
<b>203-0129E</b>	<b>POWER RACK</b>
2012	BUICK VERANO
2012-11	CHEVROLET CRUZE
<b>205-0101</b>	<b>MANUAL RACK</b>
1981-80	HONDA CIVIC (EXC. DEL SOL)
<b>205-0102</b>	<b>MANUAL RACK</b>
1979-73	HONDA CIVIC (EXC. DEL SOL)
<b>205-0103</b>	<b>MANUAL RACK</b>
1987-84	HONDA CIVIC (EXC. DEL SOL)
1987-84	HONDA CRX
1987-84	HONDA WAGOVAN
<b>205-0104</b>	<b>MANUAL RACK</b>
1981-79	HONDA ACCORD
<b>205-0105</b>	<b>MANUAL RACK</b>
1982-79	HONDA PRELUDE
<b>205-0106</b>	<b>MANUAL RACK</b>
2000-96	HONDA CIVIC (EXC. DEL SOL)
<b>205-0107</b>	<b>MANUAL RACK</b>
1991-88	HONDA CIVIC (EXC. DEL SOL)
1991-88	HONDA CRX
<b>205-0109E</b>	<b>POWER RACK</b>
2008-04	HONDA S2000
<b>205-0110</b>	<b>MANUAL RACK</b>
1995-92	HONDA CIVIC (EXC. DEL SOL)
1997-93	HONDA CIVIC DEL SOL
<b>205-0111</b>	<b>MANUAL RACK</b>
1996-91	ACURA NSX
<b>205-0111E</b>	<b>POWER RACK</b>
2009	ACURA TL

# Rack & Pinion - Numerical Listing

Part No.	Product Type	Part No.	Product Type
205-0112E	POWER RACK	210-0101 (Cont'd)	MANUAL RACK
2010-09 ACURA TSX		1986-82 NISSAN/DATSUN SENTRA	
205-0113E	POWER RACK	210-0102	MANUAL RACK
2007-06 HONDA ACCORD		1981-79 NISSAN/DATSUN 310	
205-0114E	POWER RACK	210-0103	MANUAL RACK
2008-06 HONDA CIVIC (EXC. DEL SOL)		1978-74 NISSAN/DATSUN 280Z, 280ZX	
205-0115E	POWER RACK	210-0106	MANUAL RACK
2003 HONDA CIVIC (EXC. DEL SOL)		1978-76 NISSAN/DATSUN F10	
205-0116E	POWER RACK	210-0108	MANUAL RACK
2003-00 HONDA S2000		1994-91 NISSAN/DATSUN SENTRA	
206-0101	MANUAL RACK	210-0109E	POWER RACK
1983-77 BMW 320i		2010-07 NISSAN/DATSUN VERSA	
206-0102	POWER RACK	210-0110	POWER RACK
2008-03 BMW Z4		2014-08 NISSAN/DATSUN TRUCKS ROGUE	
206-0103	POWER RACK	210-0111	MANUAL RACK
2014-09 BMW Z4		1998-95 NISSAN/DATSUN 200SX	
207-0101	MANUAL RACK	1999-95 NISSAN/DATSUN SENTRA	
1984-79 VOLVO 240, 260 SERIES		210-0112	MANUAL RACK
208-0102	MANUAL RACK	1983-82 NISSAN/DATSUN STANZA	
1981 MAZDA GLC		210-0113	POWER RACK
208-0103	MANUAL RACK	2012-07 NISSAN/DATSUN SENTRA	
1989-86 MAZDA 323		210-0114E	POWER RACK
208-0104	MANUAL RACK	2008-07 NISSAN/DATSUN ALTIMA	
1985-83 MAZDA MX-6, 626		210-0115	POWER RACK
208-0105	MANUAL RACK	2012-07 NISSAN/DATSUN SENTRA	
1994-90 MAZDA 323		210-0117	POWER RACK
1994-90 MAZDA PROTEGE, PROTEGE5		2012-09 NISSAN/DATSUN VERSA	
208-0107	MANUAL RACK	210-0118	POWER RACK
1987-86 MAZDA MX-6, 626		2014-09 NISSAN/DATSUN CUBE	
208-0108	MANUAL RACK	211-0101	MANUAL RACK
2003-98 MAZDA MIATA, MX-5 MIATA		1988-83 TOYOTA TERCEL	
209-0101	MANUAL RACK	211-0102	MANUAL RACK
1991-89 EAGLE SUMMIT		1987-84 TOYOTA COROLLA	
1992-89 MITSUBISHI MIRAGE		211-0103	MANUAL RACK
209-0103	MANUAL RACK	1982-80 TOYOTA TERCEL	
1992-85 DODGE COLT (EXC. COLT VISTA)		211-0104	MANUAL RACK
1988-85 MITSUBISHI MIRAGE		1988-87 TOYOTA COROLLA	
209-0104	MANUAL RACK	211-0105	MANUAL RACK
1990-87 MITSUBISHI TRUCKS VAN, WAGON		1984-80 TOYOTA STARLET	
209-0105	MANUAL RACK	211-0106	MANUAL RACK
1988-83 MITSUBISHI CORDIA		2005-00 TOYOTA ECHO	
209-0106	MANUAL RACK	211-0108	MANUAL RACK
1994-90 EAGLE TALON		1997-91 TOYOTA TERCEL	
1994-90 MITSUBISHI ECLIPSE, ECLIPSE SPYDER		211-0112	MANUAL RACK
1994-90 PLYMOUTH LASER		1997-95 GEO METRO	
209-0107	MANUAL RACK	1997-95 PONTIAC FIREFLY (Canada)	
1989-88 EAGLE MEDALLION		1994-89 SUZUKI SWIFT	
209-0108	MANUAL RACK	211-0113	MANUAL RACK
1994-90 HYUNDAI EXCEL		1985-82 TOYOTA CELICA (Exc. Supra)	
1995-91 HYUNDAI SCOUPE		1986-82 TOYOTA SUPRA	
1993-90 MITSUBISHI PRECIS		211-0114	MANUAL RACK
210-0101	MANUAL RACK	1992-88 TOYOTA COROLLA	
1986-83 NISSAN/DATSUN PULSAR, NX			

## Rack & Pinion - Numerical Listing

Part No.	Product Type	Part No.	Product Type
<b>211-0115</b>	<b>MANUAL RACK</b>	<b>212-0108</b>	<b>MANUAL RACK</b>
2001-95 TOYOTA TRUCKS TACOMA		1991-89 VOLKSWAGEN GOLF, GTI	
<b>211-0116</b>	<b>POWER RACK</b>	1991-85 VOLKSWAGEN JETTA	
2009-04 TOYOTA PRIUS		<b>212-0109</b>	<b>MANUAL RACK</b>
<b>211-0117</b>	<b>POWER RACK</b>	1991-80 VOLKSWAGEN TRUCKS VANAGON	
2013-08 TOYOTA TRUCKS HIGHLANDER		<b>212-0110</b>	<b>MANUAL RACK</b>
<b>211-0118</b>	<b>POWER RACK</b>	1988-85 VOLKSWAGEN GOLF, GTI	
2014-08 SCION XB		<b>213-0101</b>	<b>MANUAL RACK</b>
2015-12 TOYOTA PRIUS V		1987-83 RENAULT ALLIANCE	
<b>211-0119</b>	<b>POWER RACK</b>	1986-84 RENAULT ENCORE	
2014-08 SCION XD		<b>213-0102</b>	<b>MANUAL RACK</b>
<b>211-0120</b>	<b>POWER RACK</b>	1985-76 RENAULT LE CAR (R5)	
2012-07 TOYOTA YARIS		<b>213-0103</b>	<b>MANUAL RACK</b>
<b>211-0121</b>	<b>MANUAL RACK</b>	1989-81 SUBARU TRUCKS BRAT	
1997-96 TOYOTA COROLLA		1989-81 SUBARU 2-DOOR, 3-DOOR, 4-DOOR, COUPE, HARDTOP, WAGON	
<b>211-0122</b>	<b>POWER RACK</b>	<b>213-0104</b>	<b>MANUAL RACK</b>
2012-06 TOYOTA TRUCKS RAV 4		1979-77 SUBARU TRUCKS BRAT	
<b>211-0123</b>	<b>POWER RACK</b>	1979-77 SUBARU 2-DOOR, 3-DOOR, 4-DOOR, COUPE, HARDTOP, WAGON	
2012-06 TOYOTA TRUCKS RAV 4		<b>213-0106</b>	<b>MANUAL RACK</b>
<b>211-0124</b>	<b>MANUAL RACK</b>	1979-71 FIAT 128	
1989-85 TOYOTA MR2		1983-74 FIAT X 1/9	
<b>211-0125</b>	<b>POWER RACK</b>	<b>213-0107</b>	<b>MANUAL RACK</b>
2010-09 PONTIAC VIBE		1992-88 DAIHATSU CHARADE	
2013-09 TOYOTA COROLLA		<b>213-0108</b>	<b>MANUAL RACK</b>
2013-09 TOYOTA MATRIX		1983-79 FIAT STRADA	
<b>211-0127</b>	<b>POWER RACK</b>	<b>213-0109</b>	<b>MANUAL RACK</b>
2013-09 TOYOTA COROLLA		1988-87 SUBARU JUSTY	
<b>211-0128</b>	<b>POWER RACK</b>	<b>213-0110</b>	<b>MANUAL RACK</b>
2015-10 LEXUS TRUCKS RX350		1994-89 SUBARU JUSTY	
2015-10 LEXUS TRUCKS RX450h		<b>213-0111</b>	<b>MANUAL RACK</b>
2015-09 TOYOTA TRUCKS VENZA		2006-01 KIA RIO	
<b>211-0130</b>	<b>POWER RACK</b>	<b>213-0112</b>	<b>MANUAL RACK</b>
2015-11 LEXUS CT 200h		1997-95 KIA SEPHIA	
2015-10 TOYOTA PRIUS		<b>213-0113</b>	<b>MANUAL RACK</b>
<b>211-0131</b>	<b>POWER RACK</b>	2001-98 KIA SEPHIA	
2015-10 TOYOTA PRIUS		<b>213-0114</b>	<b>MANUAL RACK</b>
<b>211-0132</b>	<b>POWER RACK</b>	2002-01 HYUNDAI ACCENT	
2010-09 PONTIAC VIBE		<b>213-0115</b>	<b>MANUAL RACK</b>
2013-09 TOYOTA MATRIX		1999-95 HYUNDAI ACCENT	
<b>211-0133</b>	<b>POWER RACK</b>	<b>213-0116E</b>	<b>POWER RACK</b>
2013-09 TOYOTA MATRIX		2008-07 HYUNDAI ELANTRA	
<b>212-0101</b>	<b>MANUAL RACK</b>	<b>213-0117</b>	<b>MANUAL RACK</b>
1983-78 VOLKSWAGEN TRUCKS RABBIT PICKUP		2011-07 KIA RIO	
1993-85 VOLKSWAGEN CABRIOLET		<b>213-0118</b>	<b>MANUAL RACK</b>
1984-80 VOLKSWAGEN JETTA		1997-95 SUZUKI SWIFT	
1984-78 VOLKSWAGEN RABBIT, RABBIT CONVERTIBLE		<b>213-0120</b>	<b>POWER RACK</b>
1989-78 VOLKSWAGEN SCIROCCO		2010-08 HYUNDAI ELANTRA	
<b>212-0102</b>	<b>MANUAL RACK</b>	2013-10 KIA FORTE	
1978-74 VOLKSWAGEN TRUCKS RABBIT PICKUP		<b>213-0121</b>	<b>POWER RACK</b>
1978-74 VOLKSWAGEN RABBIT, RABBIT CONVERTIBLE		2012-10 HYUNDAI TRUCKS TUCSON	
<b>212-0106</b>	<b>MANUAL RACK</b>	2014-11 KIA TRUCKS SPORTAGE	
1987-82 AUDI 4000 SERIES			
<b>212-0107</b>	<b>MANUAL RACK</b>		
1983-82 AUDI 4000 SERIES			

## Rack & Pinion - Numerical Listing

Part No.	Product Type	Part No.	Product Type
213-0122	POWER RACK	305-0110	POWER RACK
2012-09 HYUNDAI ELANTRA		1990-89 ACURA LEGEND	
301-0101	POWER RACK	1991-89 STERLING 827	
1978-73 MERCURY CAPRI		305-0111	POWER RACK
301-0102	POWER RACK	1993-90 ACURA INTEGRA	
1992-90 FORD PROBE		305-0112	POWER RACK
301-0103	POWER RACK	1993-90 HONDA ACCORD	
1999-96 FORD TAURUS		305-0113	POWER RACK
301-0103P	POWER RACK	1996-92 HONDA PRELUDE	
1999-96 FORD TAURUS		305-0114	POWER RACK
302-0101	POWER RACK	1995-91 ACURA LEGEND	
1991-84 DODGE COLT VISTA		305-0115	POWER RACK
1988-83 MITSUBISHI CORDIA		1995-92 HONDA CIVIC (EXC. DEL SOL)	
1988-83 MITSUBISHI TREDIA		1995-93 HONDA CIVIC DEL SOL	
1991-84 PLYMOUTH COLT VISTA		305-0116	POWER RACK
302-0102	POWER RACK	1990-89 HONDA PRELUDE	
1988-85 DODGE COLT (EXC. COLT VISTA)		305-0117	POWER RACK
1988-85 MITSUBISHI MIRAGE		1994-92 ACURA VIGOR	
1988-85 PLYMOUTH COLT (EXC. COLT VISTA)		305-0118	POWER RACK
302-0103	POWER RACK	2001-94 ACURA INTEGRA	
1991-85 DODGE COLT VISTA		1997-94 HONDA CIVIC DEL SOL	
1991-85 PLYMOUTH COLT VISTA		305-0119	POWER RACK
302-0104	POWER RACK	1999-97 ACURA CL	
1992-89 DODGE COLT (EXC. COLT VISTA)		1997-94 HONDA ACCORD	
1992-89 PLYMOUTH COLT (EXC. COLT VISTA)		305-0120	POWER RACK
302-0105	POWER RACK	2000-97 ACURA EL (CANADA)	
2002-01 CHRYSLER PROWLER		2000-96 HONDA CIVIC (EXC. DEL SOL)	
2001-97 PLYMOUTH PROWLER		305-0121	POWER RACK
303-0101	POWER RACK	1999-97 ACURA CL	
2001-98 CHEVROLET METRO		1997-95 HONDA ACCORD	
1997-95 GEO METRO		305-0122	POWER RACK
2000-95 PONTIAC FIREFLY (Canada)		2004-96 ACURA RL	
2001-95 SUZUKI SWIFT		1998-96 ACURA TL	
305-0101	POWER RACK	305-0123	POWER RACK
1981-78 HONDA ACCORD		1998-95 HONDA TRUCKS ODYSSEY	
305-0102	POWER RACK	305-0124	POWER RACK
1985-82 HONDA ACCORD		1998-95 ACURA TL	
305-0103	POWER RACK	305-0125	POWER RACK
1982-81 HONDA PRELUDE		2001-97 HONDA TRUCKS CR-V	
305-0104	POWER RACK	305-0126	POWER RACK
1987-83 HONDA PRELUDE		1997-96 HONDA CIVIC DEL SOL	
305-0105	POWER RACK	305-0129	POWER RACK
1989-86 ACURA INTEGRA		2001-97 HONDA PRELUDE	
1987-85 HONDA CIVIC (EXC. DEL SOL)		305-0130	POWER RACK
305-0106	POWER RACK	1989-88 HONDA PRELUDE	
1989-86 HONDA ACCORD		305-0131	POWER RACK
305-0107	POWER RACK	2002-98 HONDA ACCORD	
1988-86 ACURA LEGEND		305-0132	POWER RACK
1988-87 STERLING 825S		2000-99 HONDA CIVIC (EXC. DEL SOL)	
305-0108	POWER RACK	305-0133	POWER RACK
1991-88 HONDA CIVIC (EXC. DEL SOL)		2003-01 ACURA CL	
1990-88 HONDA WAGOVAN		2002-98 HONDA ACCORD	
305-0109	POWER RACK		
1991-88 HONDA PRELUDE			

## Rack & Pinion - Numerical Listing

Part No.	Product Type
<b>305-0135</b>	<b>POWER RACK</b>
2002-01 ACURA EL (CANADA)	
2002-01 HONDA CIVIC (EXC. DEL SOL)	
<b>305-0137</b>	<b>POWER RACK</b>
2002-01 ACURA TRUCKS MDX	
<b>305-0138</b>	<b>POWER RACK</b>
1996-91 ACURA NSX	
<b>305-0139</b>	<b>POWER RACK</b>
2006-02 ACURA RSX	
<b>305-0140</b>	<b>POWER RACK</b>
2004-02 ACURA RSX	
<b>305-0146</b>	<b>POWER RACK</b>
2003-99 ACURA TL	
<b>305-0147</b>	<b>POWER RACK</b>
2008-04 ACURA TL	
2007-03 HONDA ACCORD	
<b>305-0148</b>	<b>POWER RACK</b>
2005-03 HONDA ACCORD	
<b>305-0149</b>	<b>POWER RACK</b>
2005-03 ACURA EL (CANADA)	
2005-03 HONDA CIVIC (EXC. DEL SOL)	
<b>305-0150</b>	<b>POWER RACK</b>
2006-02 HONDA TRUCKS CR-V	
2011-03 HONDA TRUCKS ELEMENT	
<b>305-0151</b>	<b>POWER RACK</b>
2004-99 HONDA TRUCKS ODYSSEY	
<b>305-0152</b>	<b>POWER RACK</b>
2002-98 HONDA TRUCKS PASSPORT	
2000-98 ISUZU TRUCKS AMIGO	
2004-02 ISUZU TRUCKS AXIOM	
2003-01 ISUZU TRUCKS RODEO SPORT	
2004-98 ISUZU TRUCKS RODEO	
<b>305-0157</b>	<b>POWER RACK</b>
2008-03 HONDA TRUCKS PILOT	
<b>305-0158</b>	<b>POWER RACK</b>
2008-04 ACURA TSX	
<b>305-0159</b>	<b>POWER RACK</b>
2006-03 ACURA TRUCKS MDX	
<b>305-0160</b>	<b>POWER RACK</b>
2003-01 ACURA CL	
2003-02 ACURA TL	
<b>305-0161</b>	<b>POWER RACK</b>
2006-05 HONDA TRUCKS ODYSSEY	
<b>305-0162</b>	<b>POWER RACK</b>
2007-06 HONDA ACCORD	
<b>305-0163</b>	<b>POWER RACK</b>
2014-06 HONDA TRUCKS RIDGELINE	
<b>305-0164</b>	<b>POWER RACK</b>
2006-05 ACURA RL	
<b>305-0164P</b>	<b>POWER RACK</b>
2006-05 ACURA RL	
<b>305-0168</b>	<b>POWER RACK</b>
2013-07 ACURA TRUCKS MDX	

Part No.	Product Type
<b>305-0169</b>	<b>POWER RACK</b>
2001-97 HONDA PRELUDE	
<b>305-0173</b>	<b>POWER RACK</b>
2010-06 HONDA CIVIC (EXC. DEL SOL)	
<b>305-0174</b>	<b>POWER RACK</b>
2010-07 HONDA TRUCKS ELEMENT	
<b>305-0175</b>	<b>POWER RACK</b>
2008-07 ACURA RL	
<b>305-0177</b>	<b>POWER RACK</b>
2010-07 HONDA TRUCKS ODYSSEY	
<b>305-0178</b>	<b>POWER RACK</b>
2006-05 ACURA RSX	
<b>305-0179</b>	<b>POWER RACK</b>
2011-07 HONDA TRUCKS CR-V	
<b>305-0180</b>	<b>POWER RACK</b>
2011-07 HONDA TRUCKS CR-V	
<b>305-0182</b>	<b>POWER RACK</b>
2012-07 ACURA TRUCKS RDX	
<b>305-0183</b>	<b>POWER RACK</b>
2012-08 HONDA ACCORD	
<b>305-0185</b>	<b>POWER RACK</b>
2005-97 ACURA NSX	
<b>305-0186</b>	<b>POWER RACK</b>
2005-03 HONDA ACCORD	
<b>305-0187</b>	<b>POWER RACK</b>
2015-09 HONDA TRUCKS PILOT	
<b>305-0188</b>	<b>POWER RACK</b>
2012-09 ACURA RL	
<b>305-0189</b>	<b>POWER RACK</b>
2012-10 ACURA TRUCKS ZDX	
<b>305-0191</b>	<b>POWER RACK</b>
2014-11 ACURA TRUCKS ZDX	
<b>305-0192</b>	<b>POWER RACK</b>
2011-10 HONDA ACCORD CROSSTOUR	
2012 HONDA CROSSTOUR	
<b>305-0193</b>	<b>POWER RACK</b>
2011 HONDA CIVIC (EXC. DEL SOL)	
<b>306-0101</b>	<b>POWER RACK</b>
1985-83 BMW 318i	
1987-84 BMW 325e	
<b>306-0102</b>	<b>POWER RACK</b>
1993-91 BMW 318iC	
1991-90 BMW 318iS	
1988-87 BMW 325	
1988-87 BMW 325e	
1987-86 BMW 325es	
1991-87 BMW 325i	
1993-87 BMW 325iC	
1991-87 BMW 325iS	
<b>306-0103</b>	<b>POWER RACK</b>
1998-91 BMW 318i	
1997-94 BMW 318iC	
1997-92 BMW 318iS	
1999-95 BMW 318ti	



# Rack & Pinion - Numerical Listing

Part No.	Product Type
<b>306-0103 (Cont'd)</b>	<b>POWER RACK</b>
1998 BMW 323i	
1999-98 BMW 323iC	
1999-98 BMW 323iS	
1995-92 BMW 325i	
1995-94 BMW 325iC	
1995-92 BMW 325iS	
1998-96 BMW 328i (Includes xDrive)	
1999-96 BMW 328iC	
1999-96 BMW 328iS	
1999-95 BMW M3	
2002-98 BMW Z3	
<b>306-0104</b>	<b>POWER RACK</b>
1991-87 BMW 325iX	
<b>306-0105</b>	<b>POWER RACK</b>
1997 BMW 528i	
<b>306-0106</b>	<b>POWER RACK</b>
2002-96 BMW Z3	
<b>306-0108</b>	<b>POWER RACK</b>
1991-88 BMW M3	
<b>306-0109</b>	<b>POWER RACK</b>
2003-00 BMW Z8	
<b>306-0110</b>	<b>POWER RACK</b>
2000 BMW 323Ci	
2000-99 BMW 323i	
2006-01 BMW 325Ci	
2005-01 BMW 325i	
2000 BMW 328Ci	
2000-99 BMW 328i (Includes xDrive)	
2006-01 BMW 330Ci, 330i	
<b>306-0112</b>	<b>POWER RACK</b>
2006-00 BMW TRUCKS X5	
<b>306-0113</b>	<b>POWER RACK</b>
2006-00 BMW TRUCKS X5	
<b>306-0116</b>	<b>POWER RACK</b>
2005-01 BMW 325Xi	
2005-01 BMW 330Xi	
<b>306-0118</b>	<b>POWER RACK</b>
2002-01 BMW 525i	
2002-01 BMW 530i	
<b>306-0119</b>	<b>POWER RACK</b>
2003-01 BMW 525i	
2000-98 BMW 528i	
2000-99 BMW 528iT	
2003-01 BMW 530i	
<b>306-0122</b>	<b>POWER RACK</b>
1988-87 BMW 325	
1987-86 BMW 325es	
<b>306-0124</b>	<b>POWER RACK</b>
1985-83 BMW 318i	
1988-84 BMW 325e	
<b>306-0125</b>	<b>POWER RACK</b>
2014-08 BMW 128i	
2013-08 BMW 135i	
2013 BMW 135is	
2006 BMW 325i	

Part No.	Product Type
<b>306-0125 (Cont'd)</b>	<b>POWER RACK</b>
2013-07 BMW 328i (Includes xDrive)	
2011-09 BMW 335d	
2012-07 BMW 335i (Includes xDrive)	
2013-11 BMW 335iS	
<b>306-0126</b>	<b>POWER RACK</b>
2014-08 BMW 128i	
2013-08 BMW 135i	
2013 BMW 135is	
2013-08 BMW 328i (Includes xDrive)	
2012-08 BMW 335i (Includes xDrive)	
2013-11 BMW 335iS	
<b>306-0128</b>	<b>POWER RACK</b>
2006 BMW 325i	
2006 BMW 330Ci, 330i	
<b>306-0130</b>	<b>POWER RACK</b>
2006 BMW 325Xi	
2013-09 BMW 328i (Includes xDrive)	
2008-07 BMW 328Xi	
2006 BMW 330Xi	
2012-09 BMW 335i (Includes xDrive)	
2011 BMW 335iS	
2008-07 BMW 335Xi	
<b>306-0132</b>	<b>POWER RACK</b>
2007-06 BMW 525i	
2006 BMW 525Xi	
2007-06 BMW 530i	
2006 BMW 530Xi	
2007-06 BMW 550i, 550i GT (Includes xDrive)	
2007-06 BMW 650i, 650i Gran Coupe (Includes xDrive)	
<b>306-0133</b>	<b>POWER RACK</b>
2007-05 BMW 525i	
2006 BMW 525Xi	
2010-08 BMW 528i	
2007-05 BMW 530i	
2006 BMW 530Xi	
2010-08 BMW 535i, 535xi, 535i GT (Includes xDrive)	
2005 BMW 545i	
2010-06 BMW 550i, 550i GT (Includes xDrive)	
2005-04 BMW 645Ci	
2010-06 BMW 650i, 650i Gran Coupe (Includes xDrive)	
<b>306-0134</b>	<b>POWER RACK</b>
2005-04 BMW 525i	
2005-04 BMW 530i	
2005-04 BMW 545i	
2005-04 BMW 645Ci	
<b>306-0135</b>	<b>POWER RACK</b>
2004 BMW 525i	
2004 BMW 530i	
2004 BMW 545i	
<b>306-0136</b>	<b>POWER RACK</b>
2004 BMW 525i	
2004 BMW 530i	
2004 BMW 545i	
<b>306-0137</b>	<b>POWER RACK</b>
2007 BMW 525Xi	
2007 BMW 530Xi	

## Rack & Pinion - Numerical Listing

Part No.	Product Type
<b>306-0138</b>	<b>POWER RACK</b>
2010-09 BMW 528i xDrive	
2008 BMW 528Xi	
2010-08 BMW 535i, 535xi, 535i GT (Includes xDrive)	
<b>306-0138P</b>	<b>POWER RACK</b>
2010-09 BMW 528i xDrive	
2008 BMW 528Xi	
2010-08 BMW 535i, 535xi, 535i GT (Includes xDrive)	
<b>306-0139</b>	<b>POWER RACK</b>
2006 BMW 530i	
2006 BMW 530Xi	
2006 BMW 550i, 550i GT (Includes xDrive)	
2006 BMW 650i, 650i Gran Coupe (Includes xDrive)	
<b>306-0141</b>	<b>POWER RACK</b>
2004 BMW 645Ci	
<b>306-0142</b>	<b>POWER RACK</b>
2005-02 BMW 745i	
2005-02 BMW 745Li	
2008-06 BMW 750i (Includes xDrive)	
2008-06 BMW 750Li (Includes xDrive)	
2006-03 BMW 760i	
2008-03 BMW 760Li	
2008-07 BMW ALPINA B7, B7L (Includes xDrive)	
<b>306-0142P</b>	<b>POWER RACK</b>
2005-02 BMW 745i	
2005-02 BMW 745Li	
2008-06 BMW 750i (Includes xDrive)	
2008-06 BMW 750Li (Includes xDrive)	
2006-03 BMW 760i	
2008-03 BMW 760Li	
2008-07 BMW ALPINA B7, B7L (Includes xDrive)	
<b>306-0143</b>	<b>POWER RACK</b>
2011 BMW 1 SERIES M	
2013-08 BMW M3	
<b>306-0144</b>	<b>POWER RACK</b>
2006-01 BMW M3	
<b>306-0145</b>	<b>POWER RACK</b>
2006-05 BMW M3	
<b>306-0146</b>	<b>POWER RACK</b>
2010-08 BMW M5	
2010-08 BMW M6	
<b>306-0147</b>	<b>POWER RACK</b>
2007 BMW M5	
2007 BMW M6	
<b>306-0148</b>	<b>POWER RACK</b>
2006 BMW M5	
2006 BMW M6	
<b>306-0149</b>	<b>POWER RACK</b>
2008-07 BMW Z4	
<b>306-0150</b>	<b>POWER RACK</b>
2008-06 BMW Z4	
<b>306-0151</b>	<b>POWER RACK</b>
2010-04 BMW TRUCKS X3	
<b>306-0154</b>	<b>POWER RACK</b>
2010-04 BMW TRUCKS X3	

Part No.	Product Type
<b>306-0154P</b>	<b>POWER RACK</b>
2010-04 BMW TRUCKS X3	
<b>306-0155</b>	<b>POWER RACK</b>
2010-08 BMW TRUCKS X5	
2011-10 BMW TRUCKS X6	
<b>306-0156</b>	<b>POWER RACK</b>
2013-07 BMW TRUCKS X5	
2014-08 BMW TRUCKS X6	
<b>306-0157</b>	<b>POWER RACK</b>
2007 BMW TRUCKS X5	
<b>306-0162</b>	<b>POWER RACK</b>
2013-11 BMW TRUCKS X5	
2014-08 BMW TRUCKS X6	
<b>306-0163</b>	<b>POWER RACK</b>
2009 BMW 750i (Includes xDrive)	
2009 BMW 750Li (Includes xDrive)	
<b>306-0164</b>	<b>POWER RACK</b>
2014-12 BMW TRUCKS X1	
2014 BMW 535d (Includes xDrive)	
2013-11 BMW 535i, 535xi, 535i GT (Includes xDrive)	
2013-11 BMW 550i, 550i GT (Includes xDrive)	
2014 BMW 640i, 640i Gran Coupe (Includes xDrive)	
2014-12 BMW 650i, 650i Gran Coupe (Includes xDrive)	
2014-13 BMW 740i (Includes xDrive)	
2014-13 BMW 740Li (Includes xDrive)	
2012-10 BMW 750i (Includes xDrive)	
2012-10 BMW 750Li (Includes xDrive)	
2012-11 BMW ALPINA B7, B7L (Includes xDrive)	
<b>306-0165</b>	<b>POWER RACK</b>
2013-10 BMW 535i, 535xi, 535i GT (Includes xDrive)	
2013-10 BMW 550i, 550i GT (Includes xDrive)	
2012-11 BMW 740i (Includes xDrive)	
2012-11 BMW 740Li (Includes xDrive)	
2012-10 BMW 750i (Includes xDrive)	
2011-10 BMW 750Li (Includes xDrive)	
2012-10 BMW 760Li	
2012-11 BMW ALPINA B7, B7L (Includes xDrive)	
<b>306-0166</b>	<b>POWER RACK</b>
2013-10 BMW 535i, 535xi, 535i GT (Includes xDrive)	
2013-10 BMW 550i, 550i GT (Includes xDrive)	
2012-11 BMW 740i (Includes xDrive)	
2012-11 BMW 740Li (Includes xDrive)	
2012-10 BMW 750i (Includes xDrive)	
2011-10 BMW 750Li (Includes xDrive)	
2012-10 BMW 760Li	
2012-11 BMW ALPINA B7, B7L (Includes xDrive)	
<b>306-0167</b>	<b>POWER RACK</b>
2013-10 BMW TRUCKS X5	
2014-10 BMW TRUCKS X6	
<b>306-0168</b>	<b>POWER RACK</b>
2010-09 BMW 528i	
2010-08 BMW 535i, 535xi, 535i GT (Includes xDrive)	
2010-08 BMW 550i, 550i GT (Includes xDrive)	
2010-08 BMW 650i, 650i Gran Coupe (Includes xDrive)	
<b>306-0169</b>	<b>POWER RACK</b>
2013-12 BMW TRUCKS X5	
2014-12 BMW TRUCKS X6	

## Rack & Pinion - Numerical Listing

Part No.	Product Type	Part No.	Product Type
<b>306-0170</b>	<b>POWER RACK</b>	<b>307-0120</b>	<b>POWER RACK</b>
2013-11	BMW 535i, 535xi, 535i GT (Includes xDrive)	2003-99	JAGUAR VANDEN PLAS
2013-11	BMW 550i, 550i GT (Includes xDrive)	2003-99	JAGUAR XJ8
2013	BMW 640i, 640i Gran Coupe (Includes xDrive)	2003-99	JAGUAR XJR
2012	BMW 650i, 650i Gran Coupe (Includes xDrive)	2006-99	JAGUAR XK8
<b>306-0171</b>	<b>POWER RACK</b>	2007-99	JAGUAR XKR
2013-12	BMW 528i xDrive	<b>307-0124</b>	<b>POWER RACK</b>
<b>307-0101</b>	<b>POWER RACK</b>	2003-01	VOLVO S60 SERIES
1993-84	VOLVO 240, 260 SERIES	2003	VOLVO V70 SERIES
<b>307-0104</b>	<b>POWER RACK</b>	<b>307-0125</b>	<b>POWER RACK</b>
1992-90	JAGUAR SOVEREIGN	2003-02	VOLVO S60 SERIES
1992-88	JAGUAR VANDEN PLAS	2003-00	VOLVO S80 SERIES
1992-87	JAGUAR XJ6	2002	VOLVO V70 SERIES
<b>307-0106</b>	<b>POWER RACK</b>	<b>307-0126</b>	<b>POWER RACK</b>
1993	JAGUAR VANDEN PLAS	2001-00	VOLVO S40 SERIES
1994	JAGUAR XJ12	2001-00	VOLVO V40 SERIES
1993	JAGUAR XJ6	<b>307-0127</b>	<b>POWER RACK</b>
<b>307-0107</b>	<b>POWER RACK</b>	2003-02	VOLVO S40 SERIES
1994	JAGUAR VANDEN PLAS	2004-02	VOLVO V40 SERIES
1994	JAGUAR XJ6	<b>307-0128</b>	<b>POWER RACK</b>
<b>307-0108</b>	<b>POWER RACK</b>	1992-82	JAGUAR XJS
1996-92	JAGUAR XJS	<b>307-0129</b>	<b>POWER RACK</b>
<b>307-0109</b>	<b>POWER RACK</b>	1974-71	JAGUAR XKE
2003-99	VOLVO C70 SERIES	<b>307-0131</b>	<b>POWER RACK</b>
<b>307-0110</b>	<b>POWER RACK</b>	1998	VOLVO S90 SERIES
1998	VOLVO C70 SERIES	1998	VOLVO V90 SERIES
2000-99	VOLVO S70 SERIES	<b>307-0134</b>	<b>POWER RACK</b>
2000-99	VOLVO V70 SERIES	1979-73	JAGUAR XJ12
<b>307-0111</b>	<b>POWER RACK</b>	1982-79	JAGUAR XJ6
1978-75	VOLVO 240, 260 SERIES	1982-76	JAGUAR XJS
<b>307-0112</b>	<b>POWER RACK</b>	<b>307-0135</b>	<b>POWER RACK</b>
1992-83	VOLVO 740 SERIES	1997-95	JAGUAR VANDEN PLAS
1990-83	VOLVO 760 SERIES	1997-95	JAGUAR XJ6
1991-86	VOLVO 780 SERIES	1997-95	JAGUAR XJR
1995-91	VOLVO 940 SERIES	<b>307-0135P</b>	<b>POWER RACK</b>
1997-92	VOLVO 960 SERIES	1997-95	JAGUAR VANDEN PLAS
1991	VOLVO COUPE	1997-95	JAGUAR XJ6
<b>307-0113</b>	<b>POWER RACK</b>	1997-95	JAGUAR XJR
1993-79	VOLVO 240, 260 SERIES	<b>307-0137</b>	<b>POWER RACK</b>
<b>307-0114</b>	<b>POWER RACK</b>	1998	VOLVO V70 SERIES
1997-93	VOLVO 850 SERIES	<b>307-0138</b>	<b>POWER RACK</b>
2000-98	VOLVO S70 SERIES	2005-02	LAND ROVER TRUCKS FREELANDER
2000-98	VOLVO V70 SERIES	<b>307-0139</b>	<b>POWER RACK</b>
<b>307-0115</b>	<b>POWER RACK</b>	2011-08	LAND ROVER TRUCKS LR2
1995-93	VOLVO 940 SERIES	<b>307-0140</b>	<b>POWER RACK</b>
1995	VOLVO 960 SERIES	2008-05	LAND ROVER TRUCKS LR3
<b>307-0116</b>	<b>POWER RACK</b>	<b>307-0142</b>	<b>POWER RACK</b>
1995	VOLVO 940 SERIES	2006	LAND ROVER TRUCKS RANGE ROVER
1997-95	VOLVO 960 SERIES	<b>307-0143</b>	<b>POWER RACK</b>
<b>307-0117</b>	<b>POWER RACK</b>	2012-03	LAND ROVER TRUCKS RANGE ROVER
1992	VOLVO 940 SERIES	<b>307-0144</b>	<b>POWER RACK</b>
1993	VOLVO 960 SERIES	2008-06	LAND ROVER TRUCKS RANGE ROVER SPORT
<b>307-0118</b>	<b>POWER RACK</b>	<b>307-0144P</b>	<b>POWER RACK</b>
1987-86	JAGUAR VANDEN PLAS	2008-06	LAND ROVER TRUCKS RANGE ROVER SPORT
1986	JAGUAR XJ6		

## Rack & Pinion - Numerical Listing

Part No.	Product Type
<b>307-0145</b>	<b>POWER RACK</b>
2012-08 VOLVO C30 SERIES	
2012-06 VOLVO C70 SERIES	
2011-04 VOLVO S40 SERIES	
2011-05 VOLVO V50 SERIES	
<b>307-0146</b>	<b>POWER RACK</b>
2011-08 VOLVO C30 SERIES	
<b>307-0148</b>	<b>POWER RACK</b>
2012-06 VOLVO C70 SERIES	
<b>307-0149</b>	<b>POWER RACK</b>
2004 VOLVO C70 SERIES	
<b>307-0150</b>	<b>POWER RACK</b>
2010-06 VOLVO S40 SERIES	
2010-06 VOLVO V50 SERIES	
<b>307-0152</b>	<b>POWER RACK</b>
2009-08 VOLVO S60 SERIES	
<b>307-0153</b>	<b>POWER RACK</b>
2009-07 VOLVO S60 SERIES	
2007 VOLVO V70 SERIES	
<b>307-0154</b>	<b>POWER RACK</b>
2007 VOLVO S60 SERIES	
2007 VOLVO V70 SERIES	
<b>307-0155</b>	<b>POWER RACK</b>
2007-05 VOLVO S60 SERIES	
2007-06 VOLVO V70 SERIES	
<b>307-0156</b>	<b>POWER RACK</b>
2007 VOLVO S60 SERIES	
<b>307-0157</b>	<b>POWER RACK</b>
2007-05 VOLVO S60 SERIES	
<b>307-0158</b>	<b>POWER RACK</b>
2006-05 VOLVO S60 SERIES	
2006 VOLVO V70 SERIES	
<b>307-0159</b>	<b>POWER RACK</b>
2006 VOLVO S60 SERIES	
2006 VOLVO V70 SERIES	
<b>307-0160</b>	<b>POWER RACK</b>
2006 VOLVO S60 SERIES	
<b>307-0161</b>	<b>POWER RACK</b>
2006 VOLVO S60 SERIES	
<b>307-0162</b>	<b>POWER RACK</b>
2005 VOLVO S60 SERIES	
<b>307-0163</b>	<b>POWER RACK</b>
2005 VOLVO S60 SERIES	
<b>307-0164</b>	<b>POWER RACK</b>
2005 VOLVO S60 SERIES	
<b>307-0165</b>	<b>POWER RACK</b>
2004 VOLVO S60 SERIES	
2006-99 VOLVO S80 SERIES	
2005-01 VOLVO V70 SERIES	
<b>307-0166</b>	<b>POWER RACK</b>
2004 VOLVO S60 SERIES	
2005-04 VOLVO V70 SERIES	
<b>307-0167</b>	<b>POWER RACK</b>
2004 VOLVO S60 SERIES	

Part No.	Product Type
<b>307-0167 (Cont'd)</b>	<b>POWER RACK</b>
2005-04 VOLVO V70 SERIES	
<b>307-0167P</b>	<b>POWER RACK</b>
2004 VOLVO S60 SERIES	
2005-04 VOLVO V70 SERIES	
<b>307-0168</b>	<b>POWER RACK</b>
2000-99 VOLVO S70 SERIES	
2000-99 VOLVO V70 SERIES	
<b>307-0169</b>	<b>POWER RACK</b>
2000-99 VOLVO S70 SERIES	
2000-99 VOLVO V70 SERIES	
<b>307-0170</b>	<b>POWER RACK</b>
2010-08 VOLVO S80 SERIES	
<b>307-0171</b>	<b>POWER RACK</b>
2010-08 VOLVO S80 SERIES	
<b>307-0172</b>	<b>POWER RACK</b>
2010-08 VOLVO S80 SERIES	
2010-08 VOLVO V70 SERIES	
<b>307-0173</b>	<b>POWER RACK</b>
2009-08 VOLVO S80 SERIES	
<b>307-0174</b>	<b>POWER RACK</b>
2009-08 VOLVO S80 SERIES	
<b>307-0175</b>	<b>POWER RACK</b>
2007 VOLVO S80 SERIES	
<b>307-0176</b>	<b>POWER RACK</b>
2011-07 VOLVO S80 SERIES	
<b>307-0177</b>	<b>POWER RACK</b>
2007 VOLVO S80 SERIES	
<b>307-0178</b>	<b>POWER RACK</b>
2007 VOLVO S80 SERIES	
<b>307-0179</b>	<b>POWER RACK</b>
2006-99 VOLVO S80 SERIES	
<b>307-0182</b>	<b>POWER RACK</b>
2010-08 VOLVO V70 SERIES	
<b>307-0183</b>	<b>POWER RACK</b>
2003 VOLVO TRUCKS XC70	
2003-01 VOLVO V70 SERIES	
<b>307-0184</b>	<b>POWER RACK</b>
2009-08 VOLVO TRUCKS XC70	
<b>307-0185</b>	<b>POWER RACK</b>
2009-08 VOLVO TRUCKS XC70	
2011 VOLVO S80 SERIES	
<b>307-0186</b>	<b>POWER RACK</b>
2007 VOLVO TRUCKS XC70	
<b>307-0187</b>	<b>POWER RACK</b>
2007 VOLVO TRUCKS XC70	
<b>307-0188</b>	<b>POWER RACK</b>
2006-04 VOLVO TRUCKS XC70	
<b>307-0189</b>	<b>POWER RACK</b>
2006 VOLVO TRUCKS XC70	
<b>307-0190</b>	<b>POWER RACK</b>
2005-04 VOLVO TRUCKS XC70	

# Rack & Pinion - Numerical Listing

Part No.	Product Type	Part No.	Product Type
<b>307-0191</b>	<b>POWER RACK</b>	<b>307-0209</b>	<b>POWER RACK</b>
2011-08 VOLVO TRUCKS XC90		2008-04 JAGUAR X-TYPE	
<b>307-0192</b>	<b>POWER RACK</b>	<b>307-0210</b>	<b>POWER RACK</b>
2008 VOLVO TRUCKS XC90		2001-00 JAGUAR S-TYPE	
<b>307-0193</b>	<b>POWER RACK</b>	<b>307-0211</b>	<b>POWER RACK</b>
2007 VOLVO TRUCKS XC90		2007-06 JAGUAR SUPER V8	
<b>307-0194</b>	<b>POWER RACK</b>	2007-06 JAGUAR VANDEN PLAS	
2007 VOLVO TRUCKS XC90		2007-06 JAGUAR XJ8	
<b>307-0195</b>	<b>POWER RACK</b>	2007-06 JAGUAR XJR	
2011-07 VOLVO TRUCKS XC90		<b>307-0212</b>	<b>POWER RACK</b>
<b>307-0196</b>	<b>POWER RACK</b>	2006-03 JAGUAR XK8	
2007 VOLVO TRUCKS XC90		2007-03 JAGUAR XKR	
<b>307-0197</b>	<b>POWER RACK</b>	<b>307-0213</b>	<b>POWER RACK</b>
2007 VOLVO TRUCKS XC90		2009-07 JAGUAR XK	
<b>307-0198</b>	<b>POWER RACK</b>	<b>307-0214</b>	<b>POWER RACK</b>
2006-05 VOLVO TRUCKS XC90		2008-07 JAGUAR S-TYPE	
<b>307-0199</b>	<b>POWER RACK</b>	<b>307-0215</b>	<b>POWER RACK</b>
2006-03 VOLVO TRUCKS XC90		1999 JAGUAR VANDEN PLAS	
<b>307-0200</b>	<b>POWER RACK</b>	1999 JAGUAR XJ8	
2006-03 VOLVO TRUCKS XC90		1999 JAGUAR XJR	
<b>307-0200P</b>	<b>POWER RACK</b>	<b>307-0217</b>	<b>POWER RACK</b>
2006-03 VOLVO TRUCKS XC90		1998 JAGUAR VANDEN PLAS	
<b>307-0201</b>	<b>POWER RACK</b>	1998 JAGUAR XJ8	
2005-04 VOLVO TRUCKS XC90		1998 JAGUAR XJR	
<b>307-0202</b>	<b>POWER RACK</b>	<b>307-0218</b>	<b>POWER RACK</b>
2003 VOLVO TRUCKS XC90		2009-08 JAGUAR SUPER V8	
<b>307-0203</b>	<b>POWER RACK</b>	2009-08 JAGUAR VANDEN PLAS	
1997-95 JAGUAR XJ12		2009-08 JAGUAR XJ8	
<b>307-0204</b>	<b>POWER RACK</b>	2009-08 JAGUAR XJR	
2004-02 JAGUAR X-TYPE		<b>307-0220</b>	<b>POWER RACK</b>
<b>307-0205</b>	<b>POWER RACK</b>	2010 VOLVO TRUCKS XC60	
2006-05 JAGUAR SUPER V8		<b>307-0221</b>	<b>POWER RACK</b>
2006-04 JAGUAR VANDEN PLAS		2010 VOLVO TRUCKS XC60	
2006-04 JAGUAR XJ8		<b>307-0222</b>	<b>POWER RACK</b>
2006-04 JAGUAR XJR		2010 VOLVO S80 SERIES	
<b>307-0206</b>	<b>POWER RACK</b>	<b>307-0223</b>	<b>POWER RACK</b>
1998 JAGUAR VANDEN PLAS		2011-09 VOLVO TRUCKS XC90	
1998 JAGUAR XJ8		<b>307-0224</b>	<b>POWER RACK</b>
1998 JAGUAR XJR		2010 VOLVO S80 SERIES	
1998 JAGUAR XK8		<b>307-0225</b>	<b>POWER RACK</b>
<b>307-0206P</b>	<b>POWER RACK</b>	2010 VOLVO TRUCKS XC70	
1998 JAGUAR VANDEN PLAS		<b>307-0226</b>	<b>POWER RACK</b>
1998 JAGUAR XJ8		2010 VOLVO TRUCKS XC70	
1998 JAGUAR XJR		2011 VOLVO S80 SERIES	
1998 JAGUAR XK8		<b>307-0227</b>	<b>POWER RACK</b>
<b>307-0207</b>	<b>POWER RACK</b>	2009-08 JAGUAR XKR	
2002 JAGUAR S-TYPE		<b>307-0229</b>	<b>POWER RACK</b>
<b>307-0208</b>	<b>POWER RACK</b>	2015-10 JAGUAR XF	
2006-03 JAGUAR S-TYPE		2015-10 JAGUAR XFR	
2015-09 JAGUAR XF		2015-10 JAGUAR XK	
<b>307-0208P</b>	<b>POWER RACK</b>	2015-10 JAGUAR XKR	
2006-03 JAGUAR S-TYPE		2013-12 JAGUAR XKR-S	
2015-09 JAGUAR XF		<b>307-0230</b>	<b>POWER RACK</b>
		2013-11 JAGUAR XJ	

## Rack & Pinion - Numerical Listing

Part No.	Product Type
<b>307-0231</b>	<b>POWER RACK</b>
2011-10 LAND ROVER TRUCKS LR4	
<b>307-0232</b>	<b>POWER RACK</b>
2014-12 LAND ROVER TRUCKS LR4	
<b>307-0233</b>	<b>POWER RACK</b>
2012 LAND ROVER TRUCKS RANGE ROVER EVOQUE	
<b>307-0234</b>	<b>POWER RACK</b>
2012 LAND ROVER TRUCKS RANGE ROVER EVOQUE	
<b>307-0235</b>	<b>POWER RACK</b>
2012 VOLVO C30 SERIES	
<b>307-0236</b>	<b>POWER RACK</b>
2015-11 VOLVO S60 SERIES	
<b>307-0237</b>	<b>POWER RACK</b>
2015-11 VOLVO S60 SERIES	
<b>307-0238</b>	<b>POWER RACK</b>
2015-12 VOLVO S60 SERIES	
<b>307-0239</b>	<b>POWER RACK</b>
2011 VOLVO S80 SERIES	
<b>307-0240</b>	<b>POWER RACK</b>
2015-12 VOLVO S80 SERIES	
<b>307-0241</b>	<b>POWER RACK</b>
2015-12 VOLVO S80 SERIES	
<b>307-0242</b>	<b>POWER RACK</b>
2015-11 VOLVO TRUCKS XC70	
2015-12 VOLVO S80 SERIES	
<b>307-0243</b>	<b>POWER RACK</b>
2015-11 VOLVO TRUCKS XC70	
2015-12 VOLVO S80 SERIES	
<b>307-0244</b>	<b>POWER RACK</b>
2015-11 VOLVO TRUCKS XC60	
<b>307-0245</b>	<b>POWER RACK</b>
2012-11 VOLVO TRUCKS XC60	
<b>307-0246</b>	<b>POWER RACK</b>
2012-11 VOLVO TRUCKS XC60	
<b>307-0247</b>	<b>POWER RACK</b>
2014-12 VOLVO TRUCKS XC90	
<b>307-0248</b>	<b>POWER RACK</b>
2014-12 VOLVO TRUCKS XC90	
<b>308-0101</b>	<b>POWER RACK</b>
1987-83 MAZDA MX-6, 626	
<b>308-0102</b>	<b>POWER RACK</b>
1985-83 MAZDA GLC	
<b>308-0103</b>	<b>POWER RACK</b>
1989-86 MAZDA 323	
1994-91 MERCURY CAPRI	
1989-87 MERCURY TRACER	
<b>308-0104</b>	<b>POWER RACK</b>
1988-87 MAZDA RX-7	
<b>308-0106</b>	<b>POWER RACK</b>
1992-89 FORD PROBE	
1992-88 MAZDA MX-6, 626	
<b>308-0107</b>	<b>POWER RACK</b>
1989-88 MAZDA 929	

Part No.	Product Type
<b>308-0108</b>	<b>POWER RACK</b>
1992-89 FORD PROBE	
1992-88 MAZDA MX-6, 626	
<b>308-0109</b>	<b>POWER RACK</b>
1992-89 MAZDA RX-7	
<b>308-0110</b>	<b>POWER RACK</b>
1994 MAZDA 323	
1994 MAZDA PROTEGE, PROTEGE5	
<b>308-0111</b>	<b>POWER RACK</b>
2005-98 MAZDA MIATA, MX-5 MIATA	
<b>308-0112</b>	<b>POWER RACK</b>
2000-99 MAZDA PROTEGE, PROTEGE5	
<b>308-0113</b>	<b>POWER RACK</b>
1991-90 MAZDA 929	
<b>308-0114</b>	<b>POWER RACK</b>
1991-90 MAZDA 929	
<b>308-0115</b>	<b>POWER RACK</b>
1998-89 MAZDA TRUCKS MPV	
<b>308-0116</b>	<b>POWER RACK</b>
1993-89 MAZDA TRUCKS MPV	
<b>308-0117</b>	<b>POWER RACK</b>
1995-90 MAZDA MIATA, MX-5 MIATA	
<b>308-0118</b>	<b>POWER RACK</b>
1995-92 MAZDA 929	
<b>308-0119</b>	<b>POWER RACK</b>
1995-93 MAZDA RX-7	
<b>308-0120</b>	<b>POWER RACK</b>
1995-92 MAZDA MX-3	
<b>308-0121</b>	<b>POWER RACK</b>
1992-86 MAZDA RX-7	
<b>308-0122</b>	<b>POWER RACK</b>
1993-90 MAZDA 323	
1993-90 MAZDA PROTEGE, PROTEGE5	
<b>308-0123</b>	<b>POWER RACK</b>
1997-95 MAZDA MILLENIA	
<b>308-0124</b>	<b>POWER RACK</b>
1998-95 MAZDA PROTEGE, PROTEGE5	
<b>308-0125</b>	<b>POWER RACK</b>
1993-92 MAZDA MX-3	
<b>308-0127</b>	<b>POWER RACK</b>
1995-93 MAZDA TRUCKS MPV	
<b>308-0129</b>	<b>POWER RACK</b>
1998-96 MAZDA TRUCKS MPV	
<b>308-0130</b>	<b>POWER RACK</b>
1995-94 MAZDA MX-3	
<b>308-0131</b>	<b>POWER RACK</b>
2000-98 MAZDA MILLENIA	
<b>308-0132</b>	<b>POWER RACK</b>
1997-96 MAZDA MIATA, MX-5 MIATA	
<b>308-0141</b>	<b>POWER RACK</b>
1989-88 MAZDA 323	

## Rack & Pinion - Numerical Listing

Part No.	Product Type	Part No.	Product Type
<b>308-0145</b>	<b>POWER RACK</b>	<b>309-0104</b>	<b>POWER RACK</b>
2003-01 MAZDA PROTEGE, PROTEGE5		1990-89 DODGE 2000 GTX (CANADA)	
<b>308-0146</b>	<b>POWER RACK</b>	1992-91 EAGLE 2000 GTX (CANADA)	
2005-04 MAZDA 3		1993-89 MITSUBISHI GALANT	
<b>308-0147</b>	<b>POWER RACK</b>	<b>309-0105</b>	<b>POWER RACK</b>
2005-03 MAZDA 6		1990-89 DODGE 2000 GTX (CANADA)	
<b>308-0148</b>	<b>POWER RACK</b>	1993-91 EAGLE 2000 GTX (CANADA)	
2006-02 MAZDA TRUCKS MPV		1991-90 EAGLE TALON	
<b>308-0149</b>	<b>POWER RACK</b>	1993-89 MITSUBISHI GALANT	
2002-01 MAZDA MILLENIA		1991-90 PLYMOUTH LASER	
<b>308-0150</b>	<b>POWER RACK</b>	<b>309-0106</b>	<b>POWER RACK</b>
2009-08 MAZDA 3		1996-91 DODGE STEALTH	
<b>308-0151</b>	<b>POWER RACK</b>	1998-91 MITSUBISHI 3000GT	
2010-06 MAZDA TRUCKS 5		1996-92 MITSUBISHI DIAMANTE	
2009-06 MAZDA 3		<b>309-0107</b>	<b>POWER RACK</b>
<b>308-0152</b>	<b>POWER RACK</b>	1989-88 EAGLE MEDALLION	
2008-06 MAZDA 6		<b>309-0108</b>	<b>POWER RACK</b>
<b>308-0153</b>	<b>POWER RACK</b>	1994-92 DODGE COLT VISTA	
2008-07 MAZDA 6		1996-92 EAGLE SUMMIT	
<b>308-0154</b>	<b>POWER RACK</b>	1995-92 MITSUBISHI TRUCKS EXPO, EXPO LRV	
2007-06 MAZDA 6		1994-92 PLYMOUTH COLT VISTA	
<b>308-0155</b>	<b>POWER RACK</b>	<b>309-0109</b>	<b>POWER RACK</b>
2014-06 MAZDA MIATA, MX-5 MIATA		1998-94 MITSUBISHI GALANT	
<b>308-0157</b>	<b>POWER RACK</b>	<b>309-0111</b>	<b>POWER RACK</b>
2005-04 MAZDA MIATA, MX-5 MIATA		1992-89 DODGE COLT (EXC. COLT VISTA)	
<b>308-0163</b>	<b>POWER RACK</b>	1992-89 EAGLE SUMMIT	
2007 MAZDA TRUCKS B3000 PICKUP		1992 HYUNDAI ELANTRA	
<b>308-0168</b>	<b>POWER RACK</b>	1992-89 MITSUBISHI MIRAGE	
2008 MAZDA TRUCKS B4000 PICKUP		1992-89 PLYMOUTH COLT (EXC. COLT VISTA)	
<b>308-0169</b>	<b>POWER RACK</b>	<b>309-0112</b>	<b>POWER RACK</b>
2012-07 MAZDA TRUCKS CX-7		1995-92 MITSUBISHI DIAMANTE	
<b>308-0170</b>	<b>POWER RACK</b>	<b>309-0113</b>	<b>POWER RACK</b>
2012-07 MAZDA TRUCKS CX-9		1992 EAGLE 2000 GTX (CANADA)	
<b>308-0171</b>	<b>POWER RACK</b>	1994-90 EAGLE TALON	
2009-08 MAZDA TRUCKS TRIBUTE		1994-90 MITSUBISHI ECLIPSE, ECLIPSE SPYDER	
<b>308-0172</b>	<b>POWER RACK</b>	1992-91 MITSUBISHI GALANT	
2009-08 MAZDA TRUCKS TRIBUTE		1994-92 PLYMOUTH LASER	
<b>308-0173</b>	<b>POWER RACK</b>	<b>309-0114</b>	<b>POWER RACK</b>
2013-09 MAZDA 6		2000-95 CHRYSLER SEBRING	
<b>308-0174</b>	<b>POWER RACK</b>	2000-95 DODGE AVENGER	
2001-00 MAZDA TRUCKS MPV		1998-95 EAGLE TALON	
<b>308-0176</b>	<b>POWER RACK</b>	1999-95 MITSUBISHI ECLIPSE, ECLIPSE SPYDER	
2013-10 MAZDA 3		<b>309-0115</b>	<b>POWER RACK</b>
<b>308-0179</b>	<b>POWER RACK</b>	1994 MITSUBISHI GALANT	
2014-12 MAZDA TRUCKS 5		<b>309-0116</b>	<b>POWER RACK</b>
<b>309-0101</b>	<b>POWER RACK</b>	1994-93 DODGE COLT (EXC. COLT VISTA)	
1985 MITSUBISHI GALANT		1996-93 EAGLE SUMMIT	
<b>309-0102</b>	<b>POWER RACK</b>	2001-93 MITSUBISHI MIRAGE	
1988-86 MITSUBISHI GALANT		1994-93 PLYMOUTH COLT (EXC. COLT VISTA)	
1989-88 MITSUBISHI SIGMA		<b>309-0117</b>	<b>POWER RACK</b>
<b>309-0103</b>	<b>POWER RACK</b>	1994-91 EAGLE TALON	
1990-87 MITSUBISHI TRUCKS VAN, WAGON		1994-91 MITSUBISHI ECLIPSE, ECLIPSE SPYDER	
		1994-91 PLYMOUTH LASER	
		<b>309-0118</b>	<b>POWER RACK</b>
		1996-94 DODGE STEALTH	
		1998-94 MITSUBISHI 3000GT	

## Rack & Pinion - Numerical Listing

Part No.	Product Type	Part No.	Product Type
<b>309-0120</b>	<b>POWER RACK</b>	<b>310-0104 (Cont'd)</b>	<b>POWER RACK</b>
1993-91 DODGE STEALTH		1986-84 NISSAN/DATSUN SENTRA	
1993-91 MITSUBISHI 3000GT		<b>310-0105</b>	<b>POWER RACK</b>
<b>309-0123</b>	<b>POWER RACK</b>	1986-82 NISSAN/DATSUN STANZA	
2004-97 MITSUBISHI DIAMANTE		<b>310-0106</b>	<b>POWER RACK</b>
<b>309-0125</b>	<b>POWER RACK</b>	1989-84 NISSAN/DATSUN 300ZX	
2006-03 MITSUBISHI LANCER		<b>310-0107</b>	<b>POWER RACK</b>
<b>309-0126</b>	<b>POWER RACK</b>	1988-84 NISSAN/DATSUN 200SX	
2006-01 MITSUBISHI TRUCKS MONTERO		<b>310-0108</b>	<b>POWER RACK</b>
<b>309-0129</b>	<b>POWER RACK</b>	1982-79 NISSAN/DATSUN 310	
2007-02 MITSUBISHI LANCER		<b>310-0109</b>	<b>POWER RACK</b>
<b>309-0132</b>	<b>POWER RACK</b>	1988-85 NISSAN/DATSUN MAXIMA, 810	
2011-04 MITSUBISHI GALANT		<b>310-0110</b>	<b>POWER RACK</b>
<b>309-0134</b>	<b>POWER RACK</b>	1990-87 NISSAN/DATSUN PULSAR, NX	
2006-03 MITSUBISHI TRUCKS OUTLANDER		1990-87 NISSAN/DATSUN SENTRA	
<b>309-0135</b>	<b>POWER RACK</b>	<b>310-0112</b>	<b>POWER RACK</b>
2006-03 MITSUBISHI TRUCKS OUTLANDER		1990-89 NISSAN/DATSUN SENTRA	
<b>309-0137</b>	<b>POWER RACK</b>	<b>310-0113</b>	<b>POWER RACK</b>
2011-04 MITSUBISHI TRUCKS ENDEAVOR		1989-86 NISSAN/DATSUN STANZA	
<b>309-0138</b>	<b>POWER RACK</b>	<b>310-0114</b>	<b>POWER RACK</b>
2012-06 MITSUBISHI ECLIPSE, ECLIPSE SPYDER		1996-89 NISSAN/DATSUN 300ZX	
<b>309-0139</b>	<b>POWER RACK</b>	<b>310-0114P</b>	<b>POWER RACK</b>
2006-04 MITSUBISHI LANCER		1996-89 NISSAN/DATSUN 300ZX	
<b>309-0140</b>	<b>POWER RACK</b>	<b>310-0116</b>	<b>POWER RACK</b>
2009-04 MITSUBISHI GALANT		1994-89 NISSAN/DATSUN 240SX	
<b>309-0141</b>	<b>POWER RACK</b>	<b>310-0117</b>	<b>POWER RACK</b>
2011-07 MITSUBISHI TRUCKS OUTLANDER		1990-89 NISSAN/DATSUN TRUCKS AXCESS	
<b>309-0142</b>	<b>POWER RACK</b>	<b>310-0118</b>	<b>POWER RACK</b>
2008-04 MITSUBISHI GALANT		1994-89 NISSAN/DATSUN MAXIMA, 810	
<b>309-0143</b>	<b>POWER RACK</b>	<b>310-0119</b>	<b>POWER RACK</b>
2011-08 MITSUBISHI TRUCKS OUTLANDER		1993-91 NISSAN/DATSUN PULSAR, NX	
2011-08 MITSUBISHI LANCER		1994-91 NISSAN/DATSUN SENTRA	
<b>309-0144</b>	<b>POWER RACK</b>	<b>310-0120</b>	<b>POWER RACK</b>
2011-08 MITSUBISHI LANCER		1992-90 NISSAN/DATSUN STANZA	
<b>309-0145</b>	<b>POWER RACK</b>	<b>310-0121</b>	<b>POWER RACK</b>
2007 MITSUBISHI LANCER		1996-93 NISSAN/DATSUN ALTIMA	
<b>309-0147</b>	<b>POWER RACK</b>	<b>310-0122</b>	<b>POWER RACK</b>
2009 MITSUBISHI GALANT		1994-91 NISSAN/DATSUN SENTRA	
2011-09 MITSUBISHI LANCER		<b>310-0123</b>	<b>POWER RACK</b>
<b>309-0148</b>	<b>POWER RACK</b>	1996-90 INFINITI Q45	
2011 MITSUBISHI TRUCKS ENDEAVOR		<b>310-0123P</b>	<b>POWER RACK</b>
<b>309-0149</b>	<b>POWER RACK</b>	1996-90 INFINITI Q45	
2011 MITSUBISHI TRUCKS OUTLANDER SPORT		<b>310-0125</b>	<b>POWER RACK</b>
<b>310-0101</b>	<b>POWER RACK</b>	1997-93 INFINITI J30	
1984-81 NISSAN/DATSUN MAXIMA, 810		<b>310-0128</b>	<b>POWER RACK</b>
<b>310-0102</b>	<b>POWER RACK</b>	1993-91 NISSAN/DATSUN PULSAR, NX	
1983-79 NISSAN/DATSUN 280Z, 280ZX		1994-91 NISSAN/DATSUN SENTRA	
<b>310-0103</b>	<b>POWER RACK</b>	<b>310-0129</b>	<b>POWER RACK</b>
1984-83 NISSAN/DATSUN PULSAR, NX		1996-91 INFINITI G20	
1983-82 NISSAN/DATSUN SENTRA		<b>310-0130</b>	<b>POWER RACK</b>
1989-86 NISSAN/DATSUN STANZA		1992-90 INFINITI M30	
<b>310-0104</b>	<b>POWER RACK</b>		
1986-85 NISSAN/DATSUN PULSAR, NX			



# Rack & Pinion - Numerical Listing

Part No.	Product Type
<b>310-0131</b>	<b>POWER RACK</b>
1998-95 NISSAN/DATSUN 200SX	
1999-95 NISSAN/DATSUN SENTRA	
<b>310-0132</b>	<b>POWER RACK</b>
1995 NISSAN/DATSUN MAXIMA, 810	
<b>310-0133</b>	<b>POWER RACK</b>
1994-91 NISSAN/DATSUN 240SX	
<b>310-0134</b>	<b>POWER RACK</b>
1998-95 NISSAN/DATSUN 240SX	
<b>310-0135</b>	<b>POWER RACK</b>
1999-96 NISSAN/DATSUN TRUCKS PATHFINDER	
<b>310-0136</b>	<b>POWER RACK</b>
1997-96 NISSAN/DATSUN ALTIMA	
<b>310-0138</b>	<b>POWER RACK</b>
1989-87 NISSAN/DATSUN STANZA	
<b>310-0139</b>	<b>POWER RACK</b>
1997-96 INFINITI I30	
<b>310-0140</b>	<b>POWER RACK</b>
2000-97 INFINITI TRUCKS QX4	
2000-96 NISSAN/DATSUN TRUCKS PATHFINDER	
<b>310-0141</b>	<b>POWER RACK</b>
1999-96 INFINITI I30	
1999-96 NISSAN/DATSUN MAXIMA, 810	
<b>310-0142</b>	<b>POWER RACK</b>
1990-87 NISSAN/DATSUN PULSAR, NX	
<b>310-0144</b>	<b>POWER RACK</b>
1988-87 NISSAN/DATSUN SENTRA	
<b>310-0145</b>	<b>POWER RACK</b>
1990-89 NISSAN/DATSUN SENTRA	
<b>310-0146</b>	<b>POWER RACK</b>
2001-98 NISSAN/DATSUN ALTIMA	
<b>310-0147</b>	<b>POWER RACK</b>
2006-02 NISSAN/DATSUN ALTIMA	
<b>310-0148</b>	<b>POWER RACK</b>
2006-02 NISSAN/DATSUN ALTIMA	
2008-04 NISSAN/DATSUN MAXIMA, 810	
<b>310-0149</b>	<b>POWER RACK</b>
2001-00 INFINITI I30	
2004-02 INFINITI I35	
2003-00 NISSAN/DATSUN MAXIMA, 810	
<b>310-0150</b>	<b>POWER RACK</b>
2006-00 NISSAN/DATSUN SENTRA	
<b>310-0151</b>	<b>POWER RACK</b>
2006-02 NISSAN/DATSUN SENTRA	
<b>310-0153</b>	<b>POWER RACK</b>
2002-99 INFINITI G20	
<b>310-0158</b>	<b>POWER RACK</b>
2003-01 INFINITI TRUCKS QX4	
2004-01 NISSAN/DATSUN TRUCKS PATHFINDER	
<b>310-0159</b>	<b>POWER RACK</b>
2001-00 INFINITI I30	
2003-00 NISSAN/DATSUN MAXIMA, 810	

Part No.	Product Type
<b>310-0160</b>	<b>POWER RACK</b>
1996-90 INFINITI Q45	
<b>310-0163</b>	<b>POWER RACK</b>
2012-04 INFINITI TRUCKS QX56	
2015-04 NISSAN/DATSUN TRUCKS ARMADA	
2015-04 NISSAN/DATSUN TRUCKS TITAN	
<b>310-0164</b>	<b>POWER RACK</b>
2009-04 NISSAN/DATSUN TRUCKS QUEST	
<b>310-0165</b>	<b>POWER RACK</b>
2007-03 INFINITI G35	
2005-03 NISSAN/DATSUN 350Z	
<b>310-0167</b>	<b>POWER RACK</b>
2001-97 INFINITI Q45	
<b>310-0167P</b>	<b>POWER RACK</b>
2001-97 INFINITI Q45	
<b>310-0168</b>	<b>POWER RACK</b>
2004-03 INFINITI M45	
<b>310-0169</b>	<b>POWER RACK</b>
2003 INFINITI TRUCKS FX35	
2003 INFINITI TRUCKS FX45	
<b>310-0171</b>	<b>POWER RACK</b>
2004-03 NISSAN/DATSUN TRUCKS MURANO	
<b>310-0172</b>	<b>POWER RACK</b>
2008-04 INFINITI TRUCKS FX35	
2008-04 INFINITI TRUCKS FX45	
<b>310-0173</b>	<b>POWER RACK</b>
2015-05 NISSAN/DATSUN TRUCKS FRONTIER	
2012-05 NISSAN/DATSUN TRUCKS PATHFINDER	
2015-05 NISSAN/DATSUN TRUCKS X-TERRA	
<b>310-0174</b>	<b>POWER RACK</b>
2006-04 INFINITI G35	
<b>310-0175</b>	<b>POWER RACK</b>
2004-03 NISSAN/DATSUN TRUCKS MURANO	
<b>310-0176</b>	<b>POWER RACK</b>
2012-07 NISSAN/DATSUN ALTIMA	
<b>310-0176P</b>	<b>POWER RACK</b>
2012-07 NISSAN/DATSUN ALTIMA	
<b>310-0177</b>	<b>POWER RACK</b>
2007-06 INFINITI G35	
2006 NISSAN/DATSUN 350Z	
<b>310-0177P</b>	<b>POWER RACK</b>
2007-06 INFINITI G35	
2006 NISSAN/DATSUN 350Z	
<b>310-0178</b>	<b>POWER RACK</b>
2007-05 NISSAN/DATSUN TRUCKS MURANO	
<b>310-0179</b>	<b>POWER RACK</b>
2010-06 INFINITI M35	
2010-06 INFINITI M45	
<b>310-0180</b>	<b>POWER RACK</b>
2004-02 INFINITI Q45	
<b>310-0182</b>	<b>POWER RACK</b>
2007 NISSAN/DATSUN 350Z	

## Rack & Pinion - Numerical Listing

Part No.	Product Type
<b>310-0182P</b>	<b>POWER RACK</b>
2007 NISSAN/DATSUN 350Z	
<b>310-0184</b>	<b>POWER RACK</b>
2006-03 NISSAN/DATSUN SENTRA	
<b>310-0185</b>	<b>POWER RACK</b>
2010-06 INFINITI M35	
<b>310-0185P</b>	<b>POWER RACK</b>
2010-06 INFINITI M35	
<b>310-0186</b>	<b>POWER RACK</b>
2007-05 NISSAN/DATSUN TRUCKS MURANO	
<b>310-0188</b>	<b>POWER RACK</b>
2008-07 INFINITI G35	
2011-09 INFINITI G37	
<b>310-0188P</b>	<b>POWER RACK</b>
2008-07 INFINITI G35	
2011-09 INFINITI G37	
<b>310-0189</b>	<b>POWER RACK</b>
2008-07 INFINITI G35	
2009 INFINITI G37	
<b>310-0189P</b>	<b>POWER RACK</b>
2008-07 INFINITI G35	
2009 INFINITI G37	
<b>310-0191</b>	<b>POWER RACK</b>
2007 NISSAN/DATSUN 350Z	
<b>310-0193</b>	<b>POWER RACK</b>
2011-09 NISSAN/DATSUN TRUCKS MURANO	
<b>310-0193P</b>	<b>POWER RACK</b>
2011-09 NISSAN/DATSUN TRUCKS MURANO	
<b>310-0194</b>	<b>POWER RACK</b>
2006-05 INFINITI Q45	
<b>310-0195</b>	<b>POWER RACK</b>
2006 INFINITI Q45	
<b>310-0196</b>	<b>POWER RACK</b>
2010-08 INFINITI TRUCKS EX35	
<b>310-0197</b>	<b>POWER RACK</b>
2012-08 INFINITI TRUCKS EX35	
2013 INFINITI TRUCKS EX37	
2015-14 INFINITI TRUCKS QX50	
<b>310-0198</b>	<b>POWER RACK</b>
2009-08 NISSAN/DATSUN 350Z	
<b>310-0199</b>	<b>POWER RACK</b>
2010-08 INFINITI M45	
<b>310-0200</b>	<b>POWER RACK</b>
2009-08 INFINITI TRUCKS EX35	
<b>310-0201</b>	<b>POWER RACK</b>
2009-08 INFINITI TRUCKS EX35	
<b>310-0203</b>	<b>POWER RACK</b>
2008-07 INFINITI G35	
2011-10 INFINITI G37	
<b>310-0203P</b>	<b>POWER RACK</b>
2008 INFINITI G35	
2011-10 INFINITI G37	

Part No.	Product Type
<b>310-0205</b>	<b>POWER RACK</b>
2008 INFINITI G37	
<b>310-0206</b>	<b>POWER RACK</b>
2009-08 INFINITI G37	
<b>310-0207</b>	<b>POWER RACK</b>
2009 NISSAN/DATSUN TRUCKS MURANO	
<b>310-0208</b>	<b>POWER RACK</b>
2010-09 NISSAN/DATSUN TRUCKS MURANO	
<b>310-0209</b>	<b>POWER RACK</b>
2014-09 NISSAN/DATSUN MAXIMA, 810	
<b>310-0209P</b>	<b>POWER RACK</b>
2014-09 NISSAN/DATSUN MAXIMA, 810	
<b>310-0210</b>	<b>POWER RACK</b>
2012-09 NISSAN/DATSUN 370Z	
<b>310-0211</b>	<b>POWER RACK</b>
2012-09 NISSAN/DATSUN GT-R	
<b>310-0212</b>	<b>POWER RACK</b>
2012-09 NISSAN/DATSUN 370Z	
<b>310-0213</b>	<b>POWER RACK</b>
2009 INFINITI G37	
<b>310-0214</b>	<b>POWER RACK</b>
2012-09 INFINITI TRUCKS FX35	
2013 INFINITI TRUCKS FX37	
<b>310-0214P</b>	<b>POWER RACK</b>
2012-09 INFINITI TRUCKS FX35	
2013 INFINITI TRUCKS FX37	
<b>310-0215</b>	<b>POWER RACK</b>
2009 INFINITI G37	
<b>310-0216</b>	<b>POWER RACK</b>
2010 INFINITI TRUCKS EX35	
<b>310-0217</b>	<b>POWER RACK</b>
2011-09 INFINITI TRUCKS FX50	
<b>310-0218</b>	<b>POWER RACK</b>
2012-11 INFINITI TRUCKS EX35	
2013 INFINITI TRUCKS EX37	
<b>310-0219</b>	<b>POWER RACK</b>
2012-11 INFINITI TRUCKS FX50	
<b>310-0220</b>	<b>POWER RACK</b>
2012-11 INFINITI G25	
<b>310-0221</b>	<b>POWER RACK</b>
2012-11 INFINITI G25	
2012 INFINITI G37	
<b>310-0222</b>	<b>POWER RACK</b>
2012-11 INFINITI G25	
2012 INFINITI G37	
<b>310-0223</b>	<b>POWER RACK</b>
2012 INFINITI G37	
<b>310-0224</b>	<b>POWER RACK</b>
2012 INFINITI G37	
<b>310-0225</b>	<b>POWER RACK</b>
2012 INFINITI G37	
<b>310-0226</b>	<b>POWER RACK</b>
2012 INFINITI G37	

## Rack & Pinion - Numerical Listing

Part No.	Product Type	Part No.	Product Type
310-0227	POWER RACK	311-0112 (Cont'd)	POWER RACK
2013-12 INFINITI M35H		2001-00 TOYOTA CAMRY	
310-0228	POWER RACK	311-0113	POWER RACK
2012-11 INFINITI M37		2007-01 TOYOTA TRUCKS SEQUOIA	
2012-11 INFINITI M56		2006-99 TOYOTA TRUCKS TUNDRA	
310-0229	POWER RACK	311-0114	POWER RACK
2011 INFINITI M37		2003-99 TOYOTA SOLARA	
310-0230	POWER RACK	311-0115	POWER RACK
2012 INFINITI M37		1994-93 LEXUS LS400	
2012-11 INFINITI M56		311-0115P	POWER RACK
310-0231	POWER RACK	1994-93 LEXUS LS400	
2012 INFINITI M37		311-0117	POWER RACK
2012 INFINITI M56		1985-82 TOYOTA CELICA (Exc. Supra)	
310-0232	POWER RACK	311-0118	POWER RACK
2012-10 NISSAN/DATSUN ALTIMA		1986-82 TOYOTA SUPRA	
310-0234	POWER RACK	311-0119	POWER RACK
2013-12 NISSAN/DATSUN TRUCKS MURANO		1983 TOYOTA COROLLA	
310-0235	POWER RACK	311-0120	POWER RACK
2014-11 NISSAN/DATSUN TRUCKS MURANO		1986-83 TOYOTA CAMRY	
310-0236	POWER RACK	311-0121	POWER RACK
2012 NISSAN/DATSUN TRUCKS MURANO		1984-80 TOYOTA STARLET	
310-0237	POWER RACK	1988-83 TOYOTA TERCEL	
2014-12 NISSAN/DATSUN TRUCKS MURANO		311-0122	POWER RACK
310-0238	POWER RACK	1988-85 TOYOTA CRESSIDA	
2012 NISSAN/DATSUN TRUCKS QUEST		311-0123	POWER RACK
310-0239	POWER RACK	1988-86 TOYOTA TRUCKS VAN	
2011 NISSAN/DATSUN TRUCKS MURANO		311-0124	POWER RACK
310-0240	POWER RACK	1985-84 TOYOTA COROLLA	
2009 NISSAN/DATSUN ALTIMA		311-0125	POWER RACK
311-0101	POWER RACK	1984 TOYOTA COROLLA	
1989 TOYOTA TRUCKS VAN		311-0126	POWER RACK
311-0102	POWER RACK	1984 TOYOTA COROLLA	
1997-94 TOYOTA TRUCKS PREVIA		311-0127	POWER RACK
311-0103	POWER RACK	1989-86 TOYOTA CELICA (Exc. Supra)	
1997-93 LEXUS GS300		311-0128	POWER RACK
311-0104	POWER RACK	1988-86 TOYOTA SUPRA	
1998-93 TOYOTA SUPRA		311-0129	POWER RACK
311-0106	POWER RACK	1987-86 TOYOTA COROLLA	
1997-96 TOYOTA COROLLA		311-0130	POWER RACK
311-0107	POWER RACK	1991-87 TOYOTA CAMRY	
1994 TOYOTA CAMRY		311-0131	POWER RACK
311-0108	POWER RACK	1990-87 TOYOTA TERCEL	
1998-95 TOYOTA TRUCKS T100 PICKUP		311-0132	POWER RACK
311-0109	POWER RACK	1991 TOYOTA CAMRY	
2000-98 TOYOTA TRUCKS TACOMA		1989-88 TOYOTA CELICA (Exc. Supra)	
311-0110	POWER RACK	311-0133	POWER RACK
2000-96 TOYOTA TRUCKS RAV 4		1988-86 TOYOTA TRUCKS VAN	
311-0111	POWER RACK	311-0134	POWER RACK
2000-98 TOYOTA TRUCKS SIENNA		1991-88 TOYOTA COROLLA	
311-0112	POWER RACK	311-0135	POWER RACK
2001-99 LEXUS ES300		1987-85 TOYOTA COROLLA	
2004-00 TOYOTA AVALON			

## Rack & Pinion - Numerical Listing

Part No.	Product Type	Part No.	Product Type
<b>311-0136</b>	<b>POWER RACK</b>	<b>311-0160</b>	<b>POWER RACK</b>
1998-85 CHEVROLET NOVA, CHEVY II		1998-97 LEXUS ES300	
1988-85 TOYOTA COROLLA		1999-97 TOYOTA AVALON	
<b>311-0137</b>	<b>POWER RACK</b>	1999-92 TOYOTA CAMRY	
1992-90 GEO PRIZM		<b>311-0161</b>	<b>POWER RACK</b>
1991-88 TOYOTA COROLLA		1989 TOYOTA TRUCKS VAN	
<b>311-0138</b>	<b>POWER RACK</b>	<b>311-0162</b>	<b>POWER RACK</b>
1992-89 GEO PRIZM		1994-93 TOYOTA TRUCKS T100 PICKUP	
1993-88 TOYOTA COROLLA		<b>311-0163</b>	<b>POWER RACK</b>
<b>311-0139</b>	<b>POWER RACK</b>	1999-94 TOYOTA CELICA (Exc. Supra)	
1992-89 TOYOTA SUPRA		<b>311-0164</b>	<b>POWER RACK</b>
<b>311-0139P</b>	<b>POWER RACK</b>	1996-95 TOYOTA AVALON	
1992-89 TOYOTA SUPRA		<b>311-0165</b>	<b>POWER RACK</b>
<b>311-0141</b>	<b>POWER RACK</b>	1997-95 LEXUS LS400	
1990-88 TOYOTA CAMRY		<b>311-0165P</b>	<b>POWER RACK</b>
<b>311-0142</b>	<b>POWER RACK</b>	1997-95 LEXUS LS400	
1993-89 TOYOTA SUPRA		<b>311-0166</b>	<b>POWER RACK</b>
<b>311-0143</b>	<b>POWER RACK</b>	2000-96 TOYOTA TRUCKS 4RUNNER	
1992-89 TOYOTA CRESSIDA		2001-95 TOYOTA TRUCKS TACOMA	
<b>311-0144</b>	<b>POWER RACK</b>	<b>311-0167</b>	<b>POWER RACK</b>
1995-91 TOYOTA MR2		1997-95 TOYOTA TRUCKS TACOMA	
<b>311-0145</b>	<b>POWER RACK</b>	<b>311-0168</b>	<b>POWER RACK</b>
1998-96 TOYOTA PASEO		1995-93 TOYOTA COROLLA	
1999-91 TOYOTA TERCEL		<b>311-0169</b>	<b>POWER RACK</b>
<b>311-0146</b>	<b>POWER RACK</b>	2002-98 CHEVROLET PRIZM	
1993-90 TOYOTA CELICA (Exc. Supra)		1997-93 GEO PRIZM	
<b>311-0148</b>	<b>POWER RACK</b>	2002-93 TOYOTA COROLLA	
1994-92 TOYOTA CAMRY		<b>311-0170</b>	<b>POWER RACK</b>
<b>311-0149</b>	<b>POWER RACK</b>	1993-90 GEO STORM	
1996-91 TOYOTA TRUCKS PREVIA		1992 ISUZU IMPULSE	
<b>311-0150</b>	<b>POWER RACK</b>	1993-92 ISUZU STYLUS	
1992-90 LEXUS LS400		<b>311-0172</b>	<b>POWER RACK</b>
<b>311-0150P</b>	<b>POWER RACK</b>	2003-01 TOYOTA TRUCKS HIGHLANDER	
1992-90 LEXUS LS400		<b>311-0173</b>	<b>POWER RACK</b>
<b>311-0152</b>	<b>POWER RACK</b>	2006-02 TOYOTA CAMRY	
1991-90 LEXUS ES250		<b>311-0174</b>	<b>POWER RACK</b>
<b>311-0152P</b>	<b>POWER RACK</b>	2003-00 TOYOTA TRUCKS SIENNA	
1991-90 LEXUS ES250		<b>311-0178</b>	<b>POWER RACK</b>
<b>311-0154</b>	<b>POWER RACK</b>	2003-00 TOYOTA ECHO	
1996-92 LEXUS ES300		<b>311-0179</b>	<b>POWER RACK</b>
<b>311-0155</b>	<b>POWER RACK</b>	2005-98 LEXUS GS300	
1994-92 TOYOTA CAMRY		2000-98 LEXUS GS400	
<b>311-0156</b>	<b>POWER RACK</b>	2005-01 LEXUS GS430	
1995-92 TOYOTA PASEO		2010-02 LEXUS SC430	
<b>311-0157</b>	<b>POWER RACK</b>	<b>311-0183</b>	<b>POWER RACK</b>
1993-90 TOYOTA CELICA (Exc. Supra)		2005-01 LEXUS IS300	
<b>311-0158</b>	<b>POWER RACK</b>	<b>311-0185</b>	<b>POWER RACK</b>
2000-92 LEXUS SC300		2006-01 LEXUS LS430	
2000-92 LEXUS SC400		<b>311-0185P</b>	<b>POWER RACK</b>
<b>311-0158P</b>	<b>POWER RACK</b>	2006-01 LEXUS LS430	
2000-92 LEXUS SC300		<b>311-0186</b>	<b>POWER RACK</b>
2000-92 LEXUS SC400		2002-98 LEXUS TRUCKS LX470	
		2002-98 TOYOTA TRUCKS LAND CRUISER	

# Rack & Pinion - Numerical Listing

Part No.	Product Type	Part No.	Product Type
<b>311-0187</b>	<b>POWER RACK</b>	<b>311-0213</b>	<b>POWER RACK</b>
2007-03 LEXUS TRUCKS LX470		2012-05 TOYOTA AVALON	
2007-03 TOYOTA TRUCKS LAND CRUISER		<b>311-0214</b>	<b>POWER RACK</b>
<b>311-0188</b>	<b>POWER RACK</b>	2012-07 LEXUS ES350	
2003-99 LEXUS TRUCKS RX300		2011-07 TOYOTA CAMRY	
<b>311-0195</b>	<b>POWER RACK</b>	<b>311-0217</b>	<b>POWER RACK</b>
2003-02 LEXUS ES300		2005-00 TOYOTA CELICA (Exc. Supra)	
2006-04 LEXUS ES330		<b>311-0218</b>	<b>POWER RACK</b>
2006-02 TOYOTA CAMRY		2005-00 TOYOTA MR2 SPYDER	
2008-04 TOYOTA SOLARA		<b>311-0219</b>	<b>POWER RACK</b>
<b>311-0196</b>	<b>POWER RACK</b>	2009-07 TOYOTA TRUCKS FJ CRUISER	
2008-03 TOYOTA COROLLA		<b>311-0222</b>	<b>POWER RACK</b>
<b>311-0197</b>	<b>POWER RACK</b>	2005-04 TOYOTA TRUCKS RAV 4	
2004-01 TOYOTA TRUCKS TACOMA		<b>311-0223</b>	<b>POWER RACK</b>
<b>311-0198</b>	<b>POWER RACK</b>	2015-05 TOYOTA TRUCKS TACOMA	
2003-01 TOYOTA TRUCKS RAV 4		<b>311-0224</b>	<b>POWER RACK</b>
<b>311-0199</b>	<b>POWER RACK</b>	2015-08 TOYOTA TRUCKS SEQUOIA	
2002-01 TOYOTA TRUCKS 4RUNNER		2013-07 TOYOTA TRUCKS TUNDRA	
2004-02 TOYOTA TRUCKS TACOMA		<b>311-0225</b>	<b>POWER RACK</b>
<b>311-0200</b>	<b>POWER RACK</b>	1989 TOYOTA TRUCKS VAN	
2006-04 LEXUS TRUCKS RX330		<b>311-0226</b>	<b>POWER RACK</b>
2009-07 LEXUS TRUCKS RX350		2015-05 TOYOTA TRUCKS TACOMA	
2007-04 TOYOTA TRUCKS HIGHLANDER		<b>311-0227</b>	<b>POWER RACK</b>
<b>311-0201</b>	<b>POWER RACK</b>	2010-05 SCION TC	
2008-03 PONTIAC VIBE		<b>311-0229</b>	<b>POWER RACK</b>
2008-03 TOYOTA MATRIX		2012-10 LEXUS TRUCKS GX460	
<b>311-0202</b>	<b>POWER RACK</b>	<b>311-0230</b>	<b>POWER RACK</b>
2006-03 PONTIAC VIBE		2014-10 TOYOTA TRUCKS FJ CRUISER	
2006-03 TOYOTA MATRIX		<b>311-0231</b>	<b>POWER RACK</b>
<b>311-0203</b>	<b>POWER RACK</b>	2011-10 TOYOTA TRUCKS 4RUNNER	
2010-04 TOYOTA TRUCKS SIENNA		<b>311-0232</b>	<b>POWER RACK</b>
<b>311-0204</b>	<b>POWER RACK</b>	2010 TOYOTA TRUCKS 4RUNNER	
2009-03 LEXUS TRUCKS GX470		<b>311-0234</b>	<b>POWER RACK</b>
2009-03 TOYOTA TRUCKS 4RUNNER		2013-09 LAND ROVER TRUCKS RANGE ROVER SPORT	
<b>311-0205</b>	<b>POWER RACK</b>	<b>311-0234P</b>	<b>POWER RACK</b>
2006-04 SCION XA		2013-09 LAND ROVER TRUCKS RANGE ROVER SPORT	
2006-04 SCION XB		<b>311-0235</b>	<b>POWER RACK</b>
2005-03 TOYOTA ECHO		2009 LAND ROVER TRUCKS LR3	
<b>311-0206</b>	<b>POWER RACK</b>	<b>311-0236</b>	<b>POWER RACK</b>
2000-98 LEXUS LS400		2014-12 TOYOTA TRUCKS 4RUNNER	
<b>311-0206P</b>	<b>POWER RACK</b>	<b>312-0101</b>	<b>POWER RACK</b>
2000-98 LEXUS LS400		1983-81 VOLKSWAGEN TRUCKS RABBIT PICKUP	
<b>311-0207E</b>	<b>POWER RACK</b>	1993-85 VOLKSWAGEN CABRIOLET	
2010 LEXUS GS460		1984-82 VOLKSWAGEN JETTA	
2011-07 LEXUS LS460		1984-81 VOLKSWAGEN RABBIT, RABBIT CONVERTIBLE	
<b>311-0208E</b>	<b>POWER RACK</b>	1989-82 VOLKSWAGEN SCIROCCO	
2011-07 LEXUS LS460		<b>312-0102</b>	<b>POWER RACK</b>
<b>311-0209E</b>	<b>POWER RACK</b>	1983-81 VOLKSWAGEN TRUCKS RABBIT PICKUP	
2010 LEXUS GS460		1993-85 VOLKSWAGEN CABRIOLET	
2011-07 LEXUS LS460		1984-82 VOLKSWAGEN JETTA	
<b>311-0211</b>	<b>POWER RACK</b>	1984-81 VOLKSWAGEN RABBIT, RABBIT CONVERTIBLE	
2015-08 LEXUS TRUCKS LX570		1989-82 VOLKSWAGEN SCIROCCO	
2015-08 TOYOTA TRUCKS LAND CRUISER			

## Rack & Pinion - Numerical Listing

Part No.	Product Type	Part No.	Product Type
<b>312-0103</b>	<b>POWER RACK</b>	<b>312-0124 (Cont'd)</b>	<b>POWER RACK</b>
1992-85 VOLKSWAGEN GOLF, GTI		1991-81 AUDI COUPE, COUPE QUATTRO	
1992-85 VOLKSWAGEN JETTA		1985-83 AUDI QUATTRO	
<b>312-0104</b>	<b>POWER RACK</b>	1988-82 VOLKSWAGEN QUANTUM, QUANTUM SYNCRO	
1991-80 VOLKSWAGEN TRUCKS VANAGON		<b>312-0125</b>	<b>POWER RACK</b>
<b>312-0105</b>	<b>POWER RACK</b>	1991-89 AUDI 100 SERIES	
1994-90 VOLKSWAGEN PASSAT		1991-89 AUDI 200 SERIES	
<b>312-0106</b>	<b>POWER RACK</b>	1988-84 AUDI 5000 SERIES	
1992 VOLKSWAGEN GOLF, GTI		<b>312-0126</b>	<b>POWER RACK</b>
1992-89 VOLKSWAGEN JETTA		1994-92 AUDI 100 SERIES	
<b>312-0107</b>	<b>POWER RACK</b>	1998-95 AUDI A6 SERIES	
2002-95 VOLKSWAGEN CABRIO		1994-92 AUDI S4	
1995-92 VOLKSWAGEN CORRADO		1996-95 AUDI S6	
1999-93 VOLKSWAGEN GOLF, GTI		1994-91 AUDI V8 QUATTRO	
1999-93 VOLKSWAGEN JETTA		<b>312-0127</b>	<b>POWER RACK</b>
<b>312-0108</b>	<b>POWER RACK</b>	1992-91 AUDI 80 SERIES	
1992-90 VOLKSWAGEN PASSAT		1994-91 AUDI 90 SERIES	
<b>312-0109</b>	<b>POWER RACK</b>	1998-94 AUDI CABRIOLET	
1994-92 VOLKSWAGEN PASSAT		<b>312-0128</b>	<b>POWER RACK</b>
<b>312-0110</b>	<b>POWER RACK</b>	1995 AUDI 90 SERIES	
1996-92 VOLKSWAGEN TRUCKS EUROVAN		1998-94 AUDI CABRIOLET	
<b>312-0111</b>	<b>POWER RACK</b>	<b>312-0129</b>	<b>POWER RACK</b>
1997-92 VOLKSWAGEN PASSAT		1990 AUDI V8 QUATTRO	
<b>312-0112</b>	<b>POWER RACK</b>	<b>312-0130</b>	<b>POWER RACK</b>
1999-96 AUDI A4 SERIES		1990-88 AUDI 80 SERIES	
2000-98 VOLKSWAGEN PASSAT		<b>312-0133</b>	<b>POWER RACK</b>
<b>312-0113</b>	<b>POWER RACK</b>	2001-98 AUDI A4 SERIES	
1995-92 VOLKSWAGEN CORRADO		2002-00 AUDI S4	
1999-94 VOLKSWAGEN GOLF, GTI		2005-98 VOLKSWAGEN PASSAT	
1999-94 VOLKSWAGEN JETTA		<b>312-0134</b>	<b>POWER RACK</b>
<b>312-0115</b>	<b>POWER RACK</b>	2010-98 VOLKSWAGEN BEETLE	
1991-90 VOLKSWAGEN CORRADO		2006-00 VOLKSWAGEN GOLF, GTI	
<b>312-0116</b>	<b>POWER RACK</b>	2005-00 VOLKSWAGEN JETTA	
1994-92 VOLKSWAGEN PASSAT		<b>312-0135</b>	<b>POWER RACK</b>
<b>312-0117</b>	<b>POWER RACK</b>	1994-92 AUDI 100 SERIES	
1997-96 VOLKSWAGEN PASSAT		1994-92 AUDI S4	
<b>312-0118</b>	<b>POWER RACK</b>	1994-90 AUDI V8 QUATTRO	
2007-98 VOLKSWAGEN BEETLE		<b>312-0136</b>	<b>POWER RACK</b>
2006-99 VOLKSWAGEN GOLF, GTI		2010-08 AUDI R8	
2005-99 VOLKSWAGEN JETTA		<b>312-0138</b>	<b>POWER RACK</b>
<b>312-0120</b>	<b>POWER RACK</b>	2008-07 AUDI RS4	
2006-00 AUDI TT, TT QUATTRO		2008-06 AUDI S4	
<b>312-0121</b>	<b>POWER RACK</b>	<b>312-0139</b>	<b>POWER RACK</b>
2001-98 AUDI A6 SERIES		1993 AUDI 90 SERIES	
2003-01 AUDI ALLROAD QUATTRO		<b>312-0140</b>	<b>POWER RACK</b>
<b>312-0122</b>	<b>POWER RACK</b>	2004-03 AUDI RS6	
2003-00 AUDI A8, A8 QUATTRO		<b>312-0141</b>	<b>POWER RACK</b>
2003-01 AUDI S8		2008-06 AUDI A4 SERIES	
<b>312-0123</b>	<b>POWER RACK</b>	<b>312-0141P</b>	<b>POWER RACK</b>
1983-78 AUDI 5000 SERIES		2008-06 AUDI A4 SERIES	
<b>312-0124</b>	<b>POWER RACK</b>	<b>312-0142</b>	<b>POWER RACK</b>
1987-80 AUDI 4000 SERIES		2005-04 AUDI S4	
1992-88 AUDI 80 SERIES		<b>312-0144</b>	<b>POWER RACK</b>
1991-88 AUDI 90 SERIES		2010-09 AUDI A8, A8 QUATTRO	
		2009-07 AUDI S8	

## Rack & Pinion - Numerical Listing

Part No.	Product Type	Part No.	Product Type
312-0145	POWER RACK	312-0174	POWER RACK
1999-98 AUDI A4 SERIES		2003-01 VOLKSWAGEN TRUCKS EUROVAN	
2002-98 VOLKSWAGEN PASSAT		312-0175	POWER RACK
312-0146	POWER RACK	1998-95 AUDI A6 SERIES	
2006-04 AUDI TT, TT QUATTRO		1996-95 AUDI S6	
312-0147	POWER RACK	312-0176	POWER RACK
2006-02 AUDI A4 SERIES		2005-04 VOLKSWAGEN TRUCKS TOUAREG	
312-0148	POWER RACK	312-0178	POWER RACK
2005-04 AUDI TT, TT QUATTRO		2009-05 VOLKSWAGEN TRUCKS TOUAREG	
312-0150	POWER RACK	312-0179	POWER RACK
2009 AUDI TT, TT QUATTRO		1999-97 AUDI A8, A8 QUATTRO	
312-0153	POWER RACK	312-0180	POWER RACK
2004 AUDI A4 SERIES		2010-06 VOLKSWAGEN TRUCKS TOUAREG	
312-0154	POWER RACK	312-0181	POWER RACK
2010-07 AUDI TRUCKS Q7		2009-04 AUDI A8, A8 QUATTRO	
312-0155	POWER RACK	312-0181P	POWER RACK
2004 AUDI A4 SERIES		2009-04 AUDI A8, A8 QUATTRO	
312-0157	POWER RACK	312-0182	POWER RACK
1999 AUDI A4 SERIES		2008-02 MINI COOPER	
312-0159	POWER RACK	312-0183	POWER RACK
2006 AUDI A4 SERIES		2012-10 AUDI R8	
312-0160	POWER RACK	312-0184	POWER RACK
2012-09 AUDI A4 SERIES		2010 VOLKSWAGEN TRUCKS TIGUAN	
2012-08 AUDI A5		312-0185	POWER RACK
2012-09 AUDI S4		2010 AUDI TRUCKS Q7	
2012-08 AUDI S5		312-0186	POWER RACK
312-0160P	POWER RACK	2010 VOLKSWAGEN TRUCKS TOUAREG	
2012-09 AUDI A4 SERIES		312-0187	POWER RACK
2012-08 AUDI A5		2010 VOLKSWAGEN TRUCKS ROUTAN	
2012-09 AUDI S4		312-0188	POWER RACK
2012-08 AUDI S5		2011-10 AUDI TT, TT QUATTRO	
312-0161	POWER RACK	312-0190	POWER RACK
2011-05 AUDI A6 SERIES		2009 VOLKSWAGEN TRUCKS ROUTAN	
2011-08 AUDI S6		312-0191	POWER RACK
312-0163	POWER RACK	2009 VOLKSWAGEN TRUCKS TIGUAN	
2011-05 AUDI A6 SERIES		312-0192	POWER RACK
312-0164	POWER RACK	2009 VOLKSWAGEN CC	
2002 VOLKSWAGEN PASSAT		2009 VOLKSWAGEN PASSAT CC (CANADA)	
312-0167	POWER RACK	2009 VOLKSWAGEN PASSAT	
2005 AUDI ALLROAD QUATTRO		312-0195	POWER RACK
312-0168	POWER RACK	2011-08 MINI COOPER CLUBMAN	
2006-04 VOLKSWAGEN PHAETON		2011 MINI COOPER COUNTRYMAN	
312-0169	POWER RACK	2011-07 MINI COOPER	
2004-03 AUDI A6 SERIES		312-0196	POWER RACK
2003-02 AUDI S6		2012-09 AUDI TRUCKS Q5	
312-0170	POWER RACK	312-0197	POWER RACK
2003-97 VOLKSWAGEN TRUCKS EUROVAN		2012-09 AUDI TRUCKS Q5	
312-0171	POWER RACK	312-0198	POWER RACK
2004-02 AUDI A6 SERIES		2010-09 AUDI TRUCKS Q5	
2004-03 AUDI ALLROAD QUATTRO		312-0199	POWER RACK
312-0173	POWER RACK	2014-11 AUDI A8, A8 QUATTRO	
2004-99 AUDI A6 SERIES		2014-13 AUDI S8	

## Rack & Pinion - Numerical Listing

Part No.	Product Type	Part No.	Product Type
<b>312-0200</b>	<b>POWER RACK</b>	<b>313-0109</b>	<b>POWER RACK</b>
2014-11 AUDI A8, A8 QUATTRO		1995-94 HYUNDAI ELANTRA	
2014-13 AUDI S8		<b>313-0110</b>	<b>POWER RACK</b>
<b>312-0201</b>	<b>POWER RACK</b>	1994-90 HYUNDAI EXCEL	
2015-11 AUDI TRUCKS Q7		1993-90 MITSUBISHI PRECIS	
<b>312-0202</b>	<b>POWER RACK</b>	<b>313-0111</b>	<b>POWER RACK</b>
2015-11 AUDI TT, TT QUATTRO		1993 HYUNDAI ELANTRA	
<b>312-0203</b>	<b>POWER RACK</b>	<b>313-0112</b>	<b>POWER RACK</b>
2014-11 VOLKSWAGEN JETTA		1998-94 HYUNDAI SONATA	
<b>312-0204</b>	<b>POWER RACK</b>	<b>313-0113</b>	<b>POWER RACK</b>
2012 VOLKSWAGEN JETTA		1999-95 HYUNDAI ACCENT	
<b>312-0205</b>	<b>POWER RACK</b>	<b>313-0114</b>	<b>POWER RACK</b>
2012 VOLKSWAGEN PASSAT		2001-97 HYUNDAI TIBURON	
<b>312-0206</b>	<b>POWER RACK</b>	<b>313-0115</b>	<b>POWER RACK</b>
2012-11 VOLKSWAGEN TRUCKS ROUTAN		2001-97 HYUNDAI TIBURON	
<b>312-0207</b>	<b>POWER RACK</b>	<b>313-0116</b>	<b>POWER RACK</b>
2011 VOLKSWAGEN TRUCKS TIGUAN		1981-79 FIAT BRAVA, 131	
<b>312-0208</b>	<b>POWER RACK</b>	<b>313-0117</b>	<b>POWER RACK</b>
2011 VOLKSWAGEN TRUCKS TOUAREG		1990-84 ALFA ROMEO MILANO	
<b>312-0209</b>	<b>POWER RACK</b>	<b>313-0118</b>	<b>POWER RACK</b>
2014-11 VOLKSWAGEN TRUCKS TOUAREG		1991-80 PORSCHE 928, 928S	
<b>312-0210</b>	<b>POWER RACK</b>	<b>313-0119</b>	<b>POWER RACK</b>
2014-11 VOLKSWAGEN TRUCKS TOUAREG		1989-86 PORSCHE 924	
<b>312-0211</b>	<b>POWER RACK</b>	1985-83 PORSCHE 944	
2011 VOLKSWAGEN TRUCKS TOUAREG		<b>313-0120</b>	<b>POWER RACK</b>
<b>312-0212</b>	<b>POWER RACK</b>	1989-85 MERKUR XR4Ti	
2014-11 VOLKSWAGEN TRUCKS TOUAREG		<b>313-0121</b>	<b>POWER RACK</b>
<b>312-0213</b>	<b>POWER RACK</b>	1990-88 MERKUR SCORPIO	
2007 AUDI S8		<b>313-0122</b>	<b>POWER RACK</b>
<b>312-0214</b>	<b>POWER RACK</b>	1993-89 PORSCHE 911	
2009 AUDI TT, TT QUATTRO		<b>313-0123</b>	<b>POWER RACK</b>
<b>312-0215</b>	<b>POWER RACK</b>	1991-85 PORSCHE 944	
2008 AUDI TT, TT QUATTRO		1995-92 PORSCHE 968	
<b>313-0101</b>	<b>POWER RACK</b>	<b>313-0124</b>	<b>POWER RACK</b>
1999-96 SUBARU LEGACY (Includes Outback)		1998-94 PORSCHE 911	
<b>313-0102</b>	<b>POWER RACK</b>	<b>313-0125</b>	<b>POWER RACK</b>
2000-96 HYUNDAI ELANTRA		1981-80 TRIUMPH TR-8	
<b>313-0103</b>	<b>POWER RACK</b>	<b>313-0127</b>	<b>POWER RACK</b>
1989-86 HYUNDAI EXCEL		1987-83 RENAULT ALLIANCE	
1989-87 MITSUBISHI PRECIS		1986-84 RENAULT ENCORE	
<b>313-0104</b>	<b>POWER RACK</b>	1987 RENAULT GTA	
1991-89 HYUNDAI SONATA		<b>313-0128</b>	<b>POWER RACK</b>
1990 MITSUBISHI SIGMA		1986-80 RENAULT 18i	
<b>313-0105</b>	<b>POWER RACK</b>	1985-82 RENAULT FUEGO	
1995-91 HYUNDAI SCOUPE		1986-84 RENAULT SPORTWAGON	
<b>313-0106</b>	<b>POWER RACK</b>	<b>313-0129</b>	<b>POWER RACK</b>
1991-89 HYUNDAI SONATA		1989-83 ISUZU IMPULSE	
<b>313-0107</b>	<b>POWER RACK</b>	<b>313-0130</b>	<b>POWER RACK</b>
1993-91 HYUNDAI SONATA		1988-85 CHEVROLET SPECTRUM	
<b>313-0108</b>	<b>POWER RACK</b>	1989 GEO SPECTRUM	
1993-92 HYUNDAI ELANTRA		1989-85 ISUZU I-MARK	
		<b>313-0131</b>	<b>POWER RACK</b>
		1993-90 GEO STORM	



## Rack & Pinion - Numerical Listing

Part No.	Product Type	Part No.	Product Type
<b>313-0131 (Cont'd)</b>	<b>POWER RACK</b>	<b>313-0151</b>	<b>POWER RACK</b>
1991-90 ISUZU IMPULSE		2006-01 HYUNDAI TRUCKS SANTA FE	
1993-91 ISUZU STYLUS		<b>313-0155</b>	<b>POWER RACK</b>
<b>313-0132</b>	<b>POWER RACK</b>	2005-99 HYUNDAI SONATA	
1994-89 SUZUKI SWIFT		2001 HYUNDAI XG300	
<b>313-0133</b>	<b>POWER RACK</b>	2006-01 KIA OPTIMA	
1998-95 SUZUKI ESTEEM		<b>313-0156</b>	<b>POWER RACK</b>
<b>313-0134</b>	<b>POWER RACK</b>	2002-99 DAEWOO LANOS	
1984-81 SUBARU TRUCKS BRAT		<b>313-0157</b>	<b>POWER RACK</b>
1984-81 SUBARU 2-DOOR, 3-DOOR, 4-DOOR, COUPE, HARDTOP, WAGON		2002-99 DAEWOO LEGANZA	
<b>313-0135</b>	<b>POWER RACK</b>	<b>313-0158</b>	<b>POWER RACK</b>
1991-85 SUBARU XT, XT6		2002-99 DAEWOO NUBIRA	
<b>313-0136</b>	<b>POWER RACK</b>	<b>313-0160</b>	<b>POWER RACK</b>
1989-85 SUBARU TRUCKS BRAT		1992-90 DAIHATSU CHARADE	
1989-85 SUBARU 2-DOOR, 3-DOOR, 4-DOOR, COUPE, HARDTOP, WAGON		<b>313-0161</b>	<b>POWER RACK</b>
1994-90 SUBARU LOYALE		2005-99 SUZUKI TRUCKS GRAND VITARA	
<b>313-0138</b>	<b>POWER RACK</b>	2006-00 SUZUKI TRUCKS XL-7	
1997-92 SUBARU SVX		<b>313-0164</b>	<b>POWER RACK</b>
<b>313-0139</b>	<b>POWER RACK</b>	2005-01 KIA RIO	
1997-92 SUBARU SVX		<b>313-0165</b>	<b>POWER RACK</b>
<b>313-0140</b>	<b>POWER RACK</b>	2005-02 KIA TRUCKS SEDONA	
1997-93 SUBARU IMPREZA		<b>313-0166</b>	<b>POWER RACK</b>
1999-90 SUBARU LEGACY (Includes Outback)		1999-98 ISUZU TRUCKS OASIS	
<b>313-0141</b>	<b>POWER RACK</b>	<b>313-0167</b>	<b>POWER RACK</b>
2002-98 SUBARU TRUCKS FORESTER		1997-96 ISUZU TRUCKS OASIS	
<b>313-0142</b>	<b>POWER RACK</b>	<b>313-0170</b>	<b>POWER RACK</b>
2001-98 SUBARU IMPREZA		2005-99 PORSCHE 911	
<b>313-0143</b>	<b>POWER RACK</b>	2005-97 PORSCHE BOXSTER	
1993-79 SAAB 900		<b>313-0173</b>	<b>POWER RACK</b>
<b>313-0145</b>	<b>POWER RACK</b>	2000-98 MERCEDES TRUCKS ML320	
1997-86 SAAB 9000		2000-99 MERCEDES TRUCKS ML430	
1999 SAAB 9-5		<b>313-0174</b>	<b>POWER RACK</b>
<b>313-0146</b>	<b>POWER RACK</b>	1983-79 PEUGEOT 504, 604	
2002-99 CHEVROLET/GMC TRUCKS TRACKER		1983-80 PEUGEOT 505	
2002-99 SUZUKI TRUCKS VITARA		<b>313-0175</b>	<b>POWER RACK</b>
<b>313-0147</b>	<b>POWER RACK</b>	1989-84 PEUGEOT 505	
1997-96 MERCEDES E300D		<b>313-0176</b>	<b>POWER RACK</b>
2000-96 MERCEDES E320		2003-01 SAAB 9-3	
<b>313-0148</b>	<b>POWER RACK</b>	<b>313-0177</b>	<b>POWER RACK</b>
1999-96 MERCEDES E300D		2000-99 SAAB 9-3	
2000-96 MERCEDES E320		<b>313-0179</b>	<b>POWER RACK</b>
1997 MERCEDES E420		2006-02 SAAB 9-5	
2000-98 MERCEDES E430		<b>313-0180</b>	<b>POWER RACK</b>
2001-99 MERCEDES E55		2001-99 SAAB 9-5	
<b>313-0148P</b>	<b>POWER RACK</b>	<b>313-0181</b>	<b>POWER RACK</b>
1999-96 MERCEDES E300D		1992-86 ALFA ROMEO QUADRIFOGLIO	
2000-96 MERCEDES E320		<b>313-0182</b>	<b>POWER RACK</b>
1997 MERCEDES E420		1992-91 ALFA ROMEO 164	
2000-98 MERCEDES E430		<b>313-0184</b>	<b>POWER RACK</b>
2001-99 MERCEDES E55		1979-78 PORSCHE 928, 928S	
<b>313-0150</b>	<b>POWER RACK</b>	<b>313-0190</b>	<b>POWER RACK</b>
1997-95 KIA SEPHIA		2005-00 HYUNDAI ACCENT	

## Rack & Pinion - Numerical Listing

Part No.	Product Type
<b>313-0191</b>	<b>POWER RACK</b>
2005-02 HYUNDAI SONATA 2001 HYUNDAI XG300 2005-02 HYUNDAI XG350	
<b>313-0194</b>	<b>POWER RACK</b>
2006-01 HYUNDAI ELANTRA	
<b>313-0195</b>	<b>POWER RACK</b>
2004-03 SUBARU TRUCKS FORESTER 2007-02 SUBARU IMPREZA	
<b>313-0196</b>	<b>POWER RACK</b>
2004-03 CHEVROLET/GMC TRUCKS TRACKER 2010-09 SUZUKI TRUCKS GRAND VITARA 2004-03 SUZUKI TRUCKS VITARA	
<b>313-0197</b>	<b>POWER RACK</b>
2001-98 KIA SEPHIA 2001-00 KIA SPECTRA	
<b>313-0198</b>	<b>POWER RACK</b>
2001 KIA SEPHIA 2004-01 KIA SPECTRA	
<b>313-0199</b>	<b>POWER RACK</b>
2009-06 KIA SPECTRA 5 2009-04 KIA SPECTRA	
<b>313-0201</b>	<b>POWER RACK</b>
2004-00 SUBARU LEGACY (Includes Outback)	
<b>313-0202</b>	<b>POWER RACK</b>
2006-03 SUBARU TRUCKS BAJA 2000 SUBARU LEGACY (Includes Outback) 2004-00 SUBARU OUTBACK	
<b>313-0204</b>	<b>POWER RACK</b>
2007-02 SUZUKI AERIO	
<b>313-0205</b>	<b>POWER RACK</b>
2008-04 SUZUKI FORENZA 2008-05 SUZUKI RENO	
<b>313-0206</b>	<b>POWER RACK</b>
2002 MERCEDES TRUCKS ML320 2005-03 MERCEDES TRUCKS ML350 2005-02 MERCEDES TRUCKS ML500	
<b>313-0207</b>	<b>POWER RACK</b>
1993-92 HYUNDAI SONATA	
<b>313-0208</b>	<b>POWER RACK</b>
2005-02 HYUNDAI SONATA	
<b>313-0209</b>	<b>POWER RACK</b>
2006-02 HYUNDAI ELANTRA	
<b>313-0210</b>	<b>POWER RACK</b>
2008-03 HYUNDAI TIBURON	
<b>313-0211</b>	<b>POWER RACK</b>
2009-05 HYUNDAI TRUCKS TUCSON 2010-05 KIA TRUCKS SPORTAGE	
<b>313-0212</b>	<b>POWER RACK</b>
2006-04 KIA AMANTI	
<b>313-0212P</b>	<b>POWER RACK</b>
2006-04 KIA AMANTI	
<b>313-0213</b>	<b>POWER RACK</b>
2010-06 HYUNDAI SONATA	

Part No.	Product Type
<b>313-0214</b>	<b>POWER RACK</b>
2006-03 KIA TRUCKS SORENTO	
<b>313-0215</b>	<b>POWER RACK</b>
2011-06 HYUNDAI ACCENT	
<b>313-0216</b>	<b>POWER RACK</b>
2008-06 HYUNDAI AZERA	
<b>313-0217</b>	<b>POWER RACK</b>
2011-06 KIA RIO 5 2011-06 KIA RIO	
<b>313-0218</b>	<b>POWER RACK</b>
2006-03 KIA TRUCKS SORENTO	
<b>313-0219</b>	<b>POWER RACK</b>
2009-07 KIA AMANTI	
<b>313-0223</b>	<b>POWER RACK</b>
2001 KIA SPECTRA	
<b>313-0224</b>	<b>POWER RACK</b>
2012-07 HYUNDAI TRUCKS VERACRUZ	
<b>313-0225</b>	<b>POWER RACK</b>
2009-07 HYUNDAI TRUCKS ENTOURAGE 2012-06 KIA TRUCKS SEDONA	
<b>313-0226</b>	<b>POWER RACK</b>
2011-07 KIA TRUCKS RONDO 2010-07 KIA OPTIMA	
<b>313-0227</b>	<b>POWER RACK</b>
2011-07 KIA TRUCKS RONDO	
<b>313-0229</b>	<b>POWER RACK</b>
2010-08 HYUNDAI AZERA	
<b>313-0230</b>	<b>POWER RACK</b>
2001-99 HYUNDAI SONATA	
<b>313-0231</b>	<b>POWER RACK</b>
2008-06 KIA RIO	
<b>313-0233</b>	<b>POWER RACK</b>
2009-07 KIA TRUCKS SORENTO	
<b>313-0234</b>	<b>POWER RACK</b>
2009-08 SAAB 9-5	
<b>313-0235</b>	<b>POWER RACK</b>
2006-03 SAAB 9-3	
<b>313-0236</b>	<b>POWER RACK</b>
2008-06 SAAB 9-3	
<b>313-0237</b>	<b>POWER RACK</b>
2011-07 SAAB 9-3	
<b>313-0239</b>	<b>POWER RACK</b>
2006-05 SAAB TRUCKS 9-2X	
<b>313-0240</b>	<b>POWER RACK</b>
2005 SAAB TRUCKS 9-2X	
<b>313-0241</b>	<b>POWER RACK</b>
2007 SAAB 9-5	
<b>313-0242</b>	<b>POWER RACK</b>
2007 ISUZU TRUCKS ASCENDER	
<b>313-0243</b>	<b>POWER RACK</b>
2007-06 CHEVROLET/GMC TRUCKS COLORADO, CANYON 2006 ISUZU TRUCKS i-280	

# Rack & Pinion - Numerical Listing

Part No.	Product Type	Part No.	Product Type
<b>313-0243 (Cont'd)</b>	<b>POWER RACK</b>	<b>313-0258P (Cont'd)</b>	<b>POWER RACK</b>
2008-07 ISUZU TRUCKS i-290		2007-06 MERCEDES C350	
2008-07 ISUZU TRUCKS i-370		<b>313-0259</b>	<b>POWER RACK</b>
<b>313-0245</b>	<b>POWER RACK</b>	2005-03 MERCEDES C240	
2008-06 CHEVROLET/GMC TRUCKS COLORADO, CANYON		2007-06 MERCEDES C280	
2006 ISUZU TRUCKS i-280		2005-03 MERCEDES C320	
2008-07 ISUZU TRUCKS i-290		2006 MERCEDES C350	
2006 ISUZU TRUCKS i-350		<b>313-0260</b>	<b>POWER RACK</b>
2008-07 ISUZU TRUCKS i-370		2004-03 MERCEDES C240	
<b>313-0246</b>	<b>POWER RACK</b>	2004-03 MERCEDES C320	
2001 SAAB 9-3		<b>313-0261</b>	<b>POWER RACK</b>
<b>313-0247</b>	<b>POWER RACK</b>	2014-08 MERCEDES C300	
2006-04 CHEVROLET EPICA (CANADA)		<b>313-0262</b>	<b>POWER RACK</b>
2006-04 SUZUKI VERONA		2010-08 MERCEDES C300	
<b>313-0247P</b>	<b>POWER RACK</b>	2010-08 MERCEDES C350	
2006-04 CHEVROLET EPICA (CANADA)		<b>313-0263</b>	<b>POWER RACK</b>
2006-04 SUZUKI VERONA		2009-08 MERCEDES C300	
<b>313-0248</b>	<b>POWER RACK</b>	2009-08 MERCEDES C350	
2002-99 SUZUKI ESTEEM		<b>313-0264</b>	<b>POWER RACK</b>
<b>313-0251</b>	<b>POWER RACK</b>	2014-12 MERCEDES C250	
2013-06 SUZUKI TRUCKS GRAND VITARA		2011-08 MERCEDES C300	
<b>313-0252</b>	<b>POWER RACK</b>	2015-08 MERCEDES C350	
2013-07 SUZUKI SX4		<b>313-0266</b>	<b>POWER RACK</b>
<b>313-0255</b>	<b>POWER RACK</b>	2006-04 MERCEDES CL500	
2007-05 MERCEDES C230		2006-05 MERCEDES CL55	
2005 MERCEDES C240		2007-04 MERCEDES CL600	
2006 MERCEDES C280		2006-05 MERCEDES CL65	
2005 MERCEDES C320		2006 MERCEDES S350	
2007-06 MERCEDES C350		2006-03 MERCEDES S430	
2006-05 MERCEDES C55		2006-03 MERCEDES S500	
2005 MERCEDES CLK320		2006-05 MERCEDES S55	
2009-06 MERCEDES CLK350		2006-03 MERCEDES S600	
2006-05 MERCEDES CLK500		2006 MERCEDES S65	
2006-05 MERCEDES CLK55		<b>313-0266P</b>	<b>POWER RACK</b>
2009-07 MERCEDES CLK550		2006-04 MERCEDES CL500	
2009-08 MERCEDES CLK63		2006-05 MERCEDES CL55	
<b>313-0256</b>	<b>POWER RACK</b>	2007-04 MERCEDES CL600	
2005-02 MERCEDES C230		2006-05 MERCEDES CL65	
2005-01 MERCEDES C240		2006 MERCEDES S350	
2007-06 MERCEDES C280		2006-03 MERCEDES S430	
2004-02 MERCEDES C32		2006-03 MERCEDES S500	
2005-01 MERCEDES C320		2006-05 MERCEDES S55	
2006 MERCEDES C350		2006-03 MERCEDES S600	
2006-05 MERCEDES C55		2006 MERCEDES S65	
2005-03 MERCEDES CLK320		<b>313-0267</b>	<b>POWER RACK</b>
2006 MERCEDES CLK350		2003-00 MERCEDES CL500	
2006-03 MERCEDES CLK500		2004-01 MERCEDES CL55	
2006-03 MERCEDES CLK55		2003-01 MERCEDES CL600	
<b>313-0258</b>	<b>POWER RACK</b>	2005-00 MERCEDES S430	
2005 MERCEDES C240		2005-00 MERCEDES S500	
2006 MERCEDES C280		2005-01 MERCEDES S55	
2005 MERCEDES C320		2006-01 MERCEDES S600	
2007-06 MERCEDES C350		2006 MERCEDES S65	
<b>313-0258P</b>	<b>POWER RACK</b>	<b>313-0268</b>	<b>POWER RACK</b>
2005 MERCEDES C240		2009-07 MERCEDES CL550	
2006 MERCEDES C280		2009-08 MERCEDES CL600	
2005 MERCEDES C320		2007 MERCEDES CLK63	

## Rack & Pinion - Numerical Listing

Part No.	Product Type
<b>313-0268 (Cont'd)</b>	<b>POWER RACK</b>
2009-07 MERCEDES S550	
2009-07 MERCEDES S600	
2008-07 MERCEDES S65	
<b>313-0269</b>	<b>POWER RACK</b>
2010-08 MERCEDES CL63	
2010-08 MERCEDES CL65	
2010-08 MERCEDES S63	
2009 MERCEDES S65	
<b>313-0270</b>	<b>POWER RACK</b>
2006 MERCEDES CLS500	
2006 MERCEDES CLS55	
2011-07 MERCEDES CLS550	
2011-07 MERCEDES CLS63	
2009-03 MERCEDES E320	
2009-06 MERCEDES E350	
2006-03 MERCEDES E500	
2006-04 MERCEDES E55	
2009-07 MERCEDES E63	
<b>313-0270P</b>	<b>POWER RACK</b>
2006 MERCEDES CLS500	
2006 MERCEDES CLS55	
2011-07 MERCEDES CLS550	
2011-07 MERCEDES CLS63	
2009-03 MERCEDES E320	
2009-06 MERCEDES E350	
2006-03 MERCEDES E500	
2006-04 MERCEDES E55	
2009-07 MERCEDES E63	
<b>313-0271</b>	<b>POWER RACK</b>
2008 MERCEDES CLK63	
<b>313-0273</b>	<b>POWER RACK</b>
2009-03 MERCEDES E320	
2006 MERCEDES E350	
2006-03 MERCEDES E500	
2004 MERCEDES E55	
<b>313-0275</b>	<b>POWER RACK</b>
2005-04 MERCEDES E320	
2009-06 MERCEDES E350	
2006-04 MERCEDES E500	
2009-07 MERCEDES E550	
<b>313-0275P</b>	<b>POWER RACK</b>
2005-04 MERCEDES E320	
2009-06 MERCEDES E350	
2006-04 MERCEDES E500	
2009-07 MERCEDES E550	
<b>313-0277</b>	<b>POWER RACK</b>
2003-98 MERCEDES E320	
2002-00 MERCEDES E430	
<b>313-0277P</b>	<b>POWER RACK</b>
2003-98 MERCEDES E320	
2002-00 MERCEDES E430	
<b>313-0278</b>	<b>POWER RACK</b>
2006 MERCEDES E350	
<b>313-0279</b>	<b>POWER RACK</b>
2002-01 MERCEDES E430	
2002-01 MERCEDES E55	

Part No.	Product Type
<b>313-0280</b>	<b>POWER RACK</b>
2009-07 MERCEDES E550	
<b>313-0281</b>	<b>POWER RACK</b>
2006-03 MERCEDES S430	
2006-03 MERCEDES S500	
<b>313-0281P</b>	<b>POWER RACK</b>
2006-03 MERCEDES S430	
2006-03 MERCEDES S500	
<b>313-0282</b>	<b>POWER RACK</b>
2009-07 MERCEDES S550	
<b>313-0282P</b>	<b>POWER RACK</b>
2009-07 MERCEDES S550	
<b>313-0283</b>	<b>POWER RACK</b>
2006 MERCEDES SL500	
2008-06 MERCEDES SL55	
2012-07 MERCEDES SL550	
2009-06 MERCEDES SL600	
2012-09 MERCEDES SL63	
2011-06 MERCEDES SL65	
<b>313-0284</b>	<b>POWER RACK</b>
2005-03 MERCEDES SL500	
2005-03 MERCEDES SL55	
2005-04 MERCEDES SL600	
2005 MERCEDES SL65	
<b>313-0284P</b>	<b>POWER RACK</b>
2005-03 MERCEDES SL500	
2005-03 MERCEDES SL55	
2005-04 MERCEDES SL600	
2005 MERCEDES SL65	
<b>313-0285</b>	<b>POWER RACK</b>
2009 MERCEDES SL65	
2008-06 MERCEDES SLK280	
2009-05 MERCEDES SLK350	
2010-05 MERCEDES SLK55	
<b>313-0285P</b>	<b>POWER RACK</b>
2009 MERCEDES SL65	
2008-06 MERCEDES SLK280	
2009-05 MERCEDES SLK350	
2010-05 MERCEDES SLK55	
<b>313-0286</b>	<b>POWER RACK</b>
2006 MERCEDES SLK280	
2006 MERCEDES SLK350	
2006 MERCEDES SLK55	
<b>313-0287</b>	<b>POWER RACK</b>
2005 MERCEDES SLK350	
<b>313-0288</b>	<b>POWER RACK</b>
2009-05 MERCEDES SLR MCLAREN	
<b>313-0289</b>	<b>POWER RACK</b>
2009-07 MERCEDES TRUCKS GL320	
2009-07 MERCEDES TRUCKS GL450	
2009-07 MERCEDES TRUCKS ML320	
2009-06 MERCEDES TRUCKS ML350	
2007-06 MERCEDES TRUCKS ML500	
2011-08 MERCEDES TRUCKS ML550	
2010-07 MERCEDES TRUCKS ML63	

# Rack & Pinion - Numerical Listing

Part No.	Product Type	Part No.	Product Type
<b>313-0289P</b>	<b>POWER RACK</b>	<b>313-0304</b>	<b>POWER RACK</b>
2009-07 MERCEDES TRUCKS GL320		2009-08 PORSCHE TRUCKS CAYENNE	
2009-07 MERCEDES TRUCKS GL450		<b>313-0305</b>	<b>POWER RACK</b>
2009-07 MERCEDES TRUCKS ML320		2006-04 PORSCHE TRUCKS CAYENNE	
2009-06 MERCEDES TRUCKS ML350		<b>313-0306</b>	<b>POWER RACK</b>
2007-06 MERCEDES TRUCKS ML500		2006 PORSCHE TRUCKS CAYENNE	
2011-08 MERCEDES TRUCKS ML550		<b>313-0307</b>	<b>POWER RACK</b>
2010-07 MERCEDES TRUCKS ML63		2005-04 PORSCHE TRUCKS CAYENNE	
<b>313-0290</b>	<b>POWER RACK</b>	<b>313-0308</b>	<b>POWER RACK</b>
2009-07 MERCEDES TRUCKS GL320		2003 PORSCHE TRUCKS CAYENNE	
2012-10 MERCEDES TRUCKS GL350		<b>313-0309</b>	<b>POWER RACK</b>
2012-07 MERCEDES TRUCKS GL450		2003 PORSCHE TRUCKS CAYENNE	
2012-10 MERCEDES TRUCKS GL550		<b>313-0310</b>	<b>POWER RACK</b>
2009-07 MERCEDES TRUCKS ML320		1999-97 SUBARU LEGACY (Includes Outback)	
2011-06 MERCEDES TRUCKS ML350		<b>313-0315</b>	<b>POWER RACK</b>
2011-10 MERCEDES TRUCKS ML450		2014-08 SUBARU IMPREZA	
2007-06 MERCEDES TRUCKS ML500		<b>313-0316</b>	<b>POWER RACK</b>
2011-08 MERCEDES TRUCKS ML550		2004-02 SUBARU IMPREZA	
2010-07 MERCEDES TRUCKS ML63		<b>313-0317</b>	<b>POWER RACK</b>
<b>313-0291</b>	<b>POWER RACK</b>	2009-08 SUBARU IMPREZA	
2003-01 MERCEDES TRUCKS ML320		2009-05 SUBARU LEGACY (Includes Outback)	
2001 MERCEDES TRUCKS ML430		2009-05 SUBARU OUTBACK	
<b>313-0292</b>	<b>POWER RACK</b>	<b>313-0318</b>	<b>POWER RACK</b>
2003-00 MERCEDES TRUCKS ML55		2007-05 SUBARU IMPREZA	
<b>313-0292P</b>	<b>POWER RACK</b>	<b>313-0319</b>	<b>POWER RACK</b>
2003-00 MERCEDES TRUCKS ML55		2007-05 SUBARU IMPREZA	
<b>313-0293</b>	<b>POWER RACK</b>	<b>313-0322</b>	<b>POWER RACK</b>
2003-00 MERCEDES TRUCKS ML55		2009-07 SUBARU LEGACY (Includes Outback)	
<b>313-0294</b>	<b>POWER RACK</b>	<b>313-0323</b>	<b>POWER RACK</b>
2009-08 MERCEDES TRUCKS R320		1996-95 SUBARU LEGACY (Includes Outback)	
2010-08 MERCEDES TRUCKS R350		<b>313-0324</b>	<b>POWER RACK</b>
<b>313-0295</b>	<b>POWER RACK</b>	2007-06 SUBARU TRUCKS B9 TRIBECA	
2007 MERCEDES TRUCKS R320		2014-08 SUBARU TRUCKS TRIBECA	
2007-06 MERCEDES TRUCKS R350		<b>313-0325</b>	<b>POWER RACK</b>
2007-06 MERCEDES TRUCKS R500		2006-04 SUBARU TRUCKS BAJA	
<b>313-0295P</b>	<b>POWER RACK</b>	<b>313-0327</b>	<b>POWER RACK</b>
2007 MERCEDES TRUCKS R320		2008-05 SUBARU TRUCKS FORESTER	
2007-06 MERCEDES TRUCKS R350		<b>313-0328</b>	<b>POWER RACK</b>
2007-06 MERCEDES TRUCKS R500		2013-09 SUBARU TRUCKS FORESTER	
<b>313-0296</b>	<b>POWER RACK</b>	<b>313-0330</b>	<b>POWER RACK</b>
2007 MERCEDES TRUCKS R320		2010-09 HYUNDAI GENESIS, GENESIS COUPE	
2007-06 MERCEDES TRUCKS R350		<b>313-0331</b>	<b>POWER RACK</b>
2007-06 MERCEDES TRUCKS R500		2011-09 HYUNDAI AZERA	
2007 MERCEDES TRUCKS R63		<b>313-0332</b>	<b>POWER RACK</b>
<b>313-0298</b>	<b>POWER RACK</b>	2011-09 HYUNDAI GENESIS, GENESIS COUPE	
2009-07 HYUNDAI TRUCKS SANTA FE		<b>313-0333</b>	<b>POWER RACK</b>
<b>313-0300</b>	<b>POWER RACK</b>	2013-11 HYUNDAI GENESIS, GENESIS COUPE	
2013-05 PORSCHE 911		<b>313-0334</b>	<b>POWER RACK</b>
2008-07 PORSCHE BOXSTER		2011-09 SAAB 9-3	
2008-07 PORSCHE CAYMAN		2011-10 SAAB 9-3X	
<b>313-0301</b>	<b>POWER RACK</b>	<b>313-0335</b>	<b>POWER RACK</b>
1995-93 PORSCHE 928, 928S		2009 SAAB 9-3	
<b>313-0302</b>	<b>POWER RACK</b>		
2005-04 PORSCHE CARRERA GT			
<b>313-0303</b>	<b>POWER RACK</b>		
2009-08 PORSCHE TRUCKS CAYENNE			

## Rack & Pinion - Numerical Listing

Part No.	Product Type	Part No.	Product Type
<b>313-0336</b>	<b>POWER RACK</b>	<b>313-0358</b>	<b>POWER RACK</b>
2011-10 MERCEDES E63		2012-10 HYUNDAI GENESIS, GENESIS COUPE	
<b>313-0337</b>	<b>POWER RACK</b>	<b>313-0359</b>	<b>POWER RACK</b>
2011-09 MERCEDES SLK300		2012 HYUNDAI GENESIS, GENESIS COUPE	
2011-10 MERCEDES SLK350		<b>313-0360</b>	<b>POWER RACK</b>
<b>313-0339</b>	<b>POWER RACK</b>	2013-12 HYUNDAI GENESIS, GENESIS COUPE	
2015-08 MERCEDES C63		<b>313-0361</b>	<b>POWER RACK</b>
<b>313-0340</b>	<b>POWER RACK</b>	2009-08 MERCEDES TRUCKS GL550	
2013-10 MERCEDES TRUCKS GLK350		2009 MERCEDES TRUCKS ML550	
<b>313-0341</b>	<b>POWER RACK</b>	<b>313-0362</b>	<b>POWER RACK</b>
2011-10 MERCEDES E350		2014-11 MERCEDES CL550	
2011-10 MERCEDES E550		2013-12 MERCEDES S350	
<b>313-0342</b>	<b>POWER RACK</b>	2013-10 MERCEDES S550	
2013-10 MERCEDES E350		<b>313-0363</b>	<b>POWER RACK</b>
2011-10 MERCEDES E550		2011 MERCEDES TRUCKS ML63	
<b>313-0343</b>	<b>POWER RACK</b>	<b>313-0364</b>	<b>POWER RACK</b>
2011-10 MERCEDES E350		2013-10 SUBARU LEGACY (Includes Outback)	
2013-10 MERCEDES E550		2013-10 SUBARU OUTBACK	
<b>313-0344</b>	<b>POWER RACK</b>	<b>313-0365</b>	<b>POWER RACK</b>
2013-10 MERCEDES E350		2011 SUBARU OUTBACK	
2011-10 MERCEDES E550		<b>313-0366</b>	<b>POWER RACK</b>
2012 MERCEDES E63		2011 SUBARU LEGACY (Includes Outback)	
<b>313-0345</b>	<b>POWER RACK</b>	<b>313-0367</b>	<b>POWER RACK</b>
2011-10 MERCEDES E550		2012 SUBARU OUTBACK	
<b>313-0346</b>	<b>POWER RACK</b>	<b>313-0368</b>	<b>POWER RACK</b>
2010 MERCEDES CL550		2012 SUBARU LEGACY (Includes Outback)	
<b>313-0347</b>	<b>POWER RACK</b>	<b>313-0369</b>	<b>POWER RACK</b>
2010 MERCEDES CL600		2011-09 KIA TRUCKS BORREGO	
<b>313-0348</b>	<b>POWER RACK</b>	<b>313-0370</b>	<b>POWER RACK</b>
2013-10 MERCEDES S400		2010 KIA FORTE	
2013-10 MERCEDES S550		<b>313-0371</b>	<b>POWER RACK</b>
<b>313-0349</b>	<b>POWER RACK</b>	2011-10 KIA SOUL	
2012-10 MERCEDES TRUCKS R350		<b>313-0372</b>	<b>POWER RACK</b>
<b>313-0350</b>	<b>POWER RACK</b>	2013-10 KIA FORTE	
2010 MERCEDES TRUCKS ML450		<b>313-0373</b>	<b>POWER RACK</b>
<b>313-0351</b>	<b>POWER RACK</b>	2013-11 KIA FORTE	
2003-01 MERCEDES E320		<b>313-0374</b>	<b>POWER RACK</b>
<b>313-0352</b>	<b>POWER RACK</b>	2013-10 KIA FORTE	
2003-01 MERCEDES E320		<b>313-0375</b>	<b>POWER RACK</b>
2002-01 MERCEDES E430		2013-10 KIA FORTE	
<b>313-0353</b>	<b>POWER RACK</b>	<b>313-0376</b>	<b>POWER RACK</b>
2010-09 PORSCHE BOXSTER		2011 HYUNDAI EQUUS	
2010-09 PORSCHE CAYMAN		<b>313-0377</b>	<b>POWER RACK</b>
<b>313-0354</b>	<b>POWER RACK</b>	2011 HYUNDAI EQUUS	
2010 PORSCHE TRUCKS CAYENNE		<b>313-0378</b>	<b>POWER RACK</b>
<b>313-0355</b>	<b>POWER RACK</b>	2011 HYUNDAI EQUUS	
2010 PORSCHE TRUCKS CAYENNE		<b>313-0379</b>	<b>POWER RACK</b>
<b>313-0356</b>	<b>POWER RACK</b>	2013-12 HYUNDAI EQUUS	
2011-09 SUBARU IMPREZA		<b>313-0380</b>	<b>POWER RACK</b>
<b>313-0357</b>	<b>POWER RACK</b>	2011 MERCEDES C300	
2013-10 HYUNDAI TRUCKS SANTA FE		2011 MERCEDES C350	
2013-11 KIA TRUCKS SORENTO		<b>313-0381</b>	<b>POWER RACK</b>
		2014-11 MERCEDES CL63	

## Rack & Pinion - Numerical Listing

Part No.	Product Type	Part No.	Product Type
<b>313-0381 (Cont'd)</b>	<b>POWER RACK</b>	<b>992-0102 (Cont'd)</b>	<b>POWER RACK</b>
2013-11 MERCEDES S63		2009-07 SATURN AURA	
<b>313-0382</b>	<b>POWER RACK</b>	<b>992-0105S</b>	<b>POWER RACK</b>
2014-11 MERCEDES CL600		2012-04 CHEVROLET MALIBU	
2012-10 MERCEDES S550		2010-05 PONTIAC G6	
2013-10 MERCEDES S600		2009-07 SATURN AURA	
<b>313-0383</b>	<b>POWER RACK</b>		
2014-11 MERCEDES CL65			
2013-10 MERCEDES S65			
<b>313-0384</b>	<b>POWER RACK</b>		
2012-10 MERCEDES TRUCKS GL350			
2011-10 MERCEDES TRUCKS ML350			
<b>313-0385</b>	<b>POWER RACK</b>		
2014-11 MERCEDES SLS			
<b>313-0386</b>	<b>POWER RACK</b>		
2007-06 MERCEDES C230			
<b>313-0387</b>	<b>POWER RACK</b>		
2015-12 MERCEDES SLK250			
2015-12 MERCEDES SLK350			
<b>313-0388</b>	<b>POWER RACK</b>		
2015-12 MERCEDES SLK250			
2015-12 MERCEDES SLK350			
<b>313-0389</b>	<b>POWER RACK</b>		
2014-12 MERCEDES C250			
2015-12 MERCEDES C350			
<b>313-0390</b>	<b>POWER RACK</b>		
2013-11 FREIGHTLINER TRUCKS SPRINTER 2500			
2013-11 FREIGHTLINER TRUCKS SPRINTER 3500			
2013-11 MERCEDES TRUCKS Sprinter 2500			
2013-11 MERCEDES TRUCKS Sprinter 3500			
<b>313-0391</b>	<b>POWER RACK</b>		
2010 PORSCHE PANAMERA			
<b>313-0392</b>	<b>POWER RACK</b>		
2010 PORSCHE PANAMERA			
<b>313-0393</b>	<b>POWER RACK</b>		
2011 PORSCHE TRUCKS CAYENNE			
2013-12 PORSCHE CAYENNE			
<b>313-0394</b>	<b>POWER RACK</b>		
2013-11 PORSCHE TRUCKS CAYENNE			
2013-12 PORSCHE CAYENNE			
<b>313-0395</b>	<b>POWER RACK</b>		
2012-11 PORSCHE BOXSTER			
2012-11 PORSCHE CAYMAN			
<b>313-0396</b>	<b>POWER RACK</b>		
2013-10 SUZUKI KIZASHI			
<b>313-0397</b>	<b>POWER RACK</b>		
2011-09 KIA TRUCKS RONDO			
<b>313-0398</b>	<b>POWER RACK</b>		
2011-10 MERCEDES E350			
<b>992-0101</b>	<b>POWER RACK</b>		
2004-03 SATURN ION			
<b>992-0102</b>	<b>POWER RACK</b>		
2012-04 CHEVROLET MALIBU			
2010-05 PONTIAC G6			

## Power Steering Pumps - Numerical Listing

Part No.	Product Type	Part No.	Product Type
<b>711-0101</b>	<b>w/o RESERVOIR</b>	<b>711-0107 (Cont'd)</b>	<b>w/o RESERVOIR</b>
1989-86 FORD TRUCKS AEROSTAR		1999 MERCURY SABLE	
1989-78 FORD TRUCKS BRONCO		<b>711-0108</b>	<b>w/o RESERVOIR</b>
1989-78 FORD TRUCKS F SERIES, SUPER DUTY PICKUP (2WD & 4WD)		2007-00 FORD TAURUS	
1979-78 FORD TRUCKS RANCHERO		2005-00 MERCURY SABLE	
1978 FORD CROWN VICTORIA, COUNTRY SQUIRE, LTD (Full Size)		<b>711-0109</b>	<b>w/o RESERVOIR</b>
1979-78 FORD FAIRMONT		1996-91 FORD ESCORT, EXP, ZX2	
1979-78 FORD GRANADA		1996-91 MERCURY TRACER	
1979-78 FORD LTD II		<b>711-0110</b>	<b>w/o RESERVOIR</b>
1979-77 FORD MUSTANG, MUSTANG II		1997-89 FORD THUNDERBIRD	
1979-77 FORD PINTO		1997-89 MERCURY COUGAR	
1989-86 FORD TAURUS		<b>711-0111</b>	<b>w/o RESERVOIR</b>
1982-78 FORD THUNDERBIRD		1989 FORD TRUCKS AEROSTAR	
1987-82 LINCOLN CONTINENTAL		1991-90 FORD CROWN VICTORIA, COUNTRY SQUIRE, LTD (Full Size)	
1989-80 LINCOLN MARK SERIES		1994-90 LINCOLN CONTINENTAL	
1979-77 MERCURY BOBCAT		1992-90 LINCOLN MARK SERIES	
1979 MERCURY CAPRI		1991-90 MERCURY GRAND MARQUIS, MARQUIS, COLONY PARK	
1982-78 MERCURY COUGAR		<b>711-0112</b>	<b>w/o RESERVOIR</b>
1979-78 MERCURY GRAND MARQUIS, MARQUIS, COLONY PARK		1995-94 FORD MUSTANG, MUSTANG II	
1979-78 MERCURY MONARCH		1991-90 FORD TEMPO	
1989-86 MERCURY SABLE		1991-90 MERCURY TOPAZ	
1979-78 MERCURY ZEPHYR		<b>711-0113</b>	<b>w/o RESERVOIR</b>
<b>711-0102</b>	<b>w/o RESERVOIR</b>	1989-84 FORD TRUCKS BRONCO II	
1989-79 FORD CROWN VICTORIA, COUNTRY SQUIRE, LTD (Full Size)		1989-83 FORD TRUCKS RANGER	
1989-80 LINCOLN CONTINENTAL		1986-83 FORD LTD (Mid Size)	
1989-84 LINCOLN MARK SERIES		1988-80 FORD MUSTANG, MUSTANG II	
1989-81 LINCOLN TOWN CAR		1988-82 FORD THUNDERBIRD	
1989-80 MERCURY GRAND MARQUIS, MARQUIS, COLONY PARK		1986-80 MERCURY CAPRI	
<b>711-0103</b>	<b>w/o RESERVOIR</b>	1988-82 MERCURY COUGAR	
1997-90 FORD TRUCKS AEROSTAR		1986-83 MERCURY GRAND MARQUIS, MARQUIS, COLONY PARK	
2000-95 FORD TRUCKS EXPLORER (Includes Sport, Sport Trac)		<b>711-0114</b>	<b>w/o RESERVOIR</b>
2006-92 FORD TRUCKS RANGER		1990 FORD ESCORT, EXP, ZX2	
2000-95 FORD TRUCKS WINDSTAR		<b>711-0115</b>	<b>w/o RESERVOIR</b>
1995-90 FORD TAURUS		1990 LINCOLN TOWN CAR	
2001-98 MAZDA TRUCKS B2500 PICKUP		<b>711-0116</b>	<b>w/o RESERVOIR</b>
2006-98 MAZDA TRUCKS B3000 PICKUP		1993-91 FORD THUNDERBIRD	
2000-98 MAZDA TRUCKS B4000 PICKUP		1993-91 MERCURY COUGAR	
1995-90 MERCURY SABLE		<b>711-0117</b>	<b>w/o RESERVOIR</b>
<b>711-0104</b>	<b>w/o RESERVOIR</b>	1989-81 FORD ESCORT, EXP, ZX2	
1998-92 FORD TRUCKS E SERIES VAN (Includes Super Duty)		1983-80 FORD FAIRMONT	
2003-00 FORD TRUCKS EXCURSION		1982-80 FORD GRANADA	
2003-90 FORD TRUCKS F SERIES, SUPER DUTY PICKUP (2WD & 4WD)		1986-83 FORD LTD (Mid Size)	
<b>711-0105</b>	<b>w/o RESERVOIR</b>	1989-82 FORD MUSTANG, MUSTANG II	
1989 FORD TRUCKS BRONCO		1980 FORD PINTO	
1991-90 FORD CROWN VICTORIA, COUNTRY SQUIRE, LTD (Full Size)		1989-84 FORD TEMPO	
1991-90 MERCURY GRAND MARQUIS, MARQUIS, COLONY PARK		1988-83 FORD THUNDERBIRD	
<b>711-0106</b>	<b>w/o RESERVOIR</b>	1980 MERCURY BOBCAT	
1990 FORD TRUCKS BRONCO II		1986-82 MERCURY CAPRI	
1994-91 FORD TRUCKS EXPLORER (Includes Sport, Sport Trac)		1988-83 MERCURY COUGAR	
1997-90 FORD TRUCKS RANGER		1986-83 MERCURY GRAND MARQUIS, MARQUIS, COLONY PARK	
2004-90 FORD MUSTANG, MUSTANG II		1987-81 MERCURY LYNX, LN7	
1997-90 FORD THUNDERBIRD		1980 MERCURY MONARCH	
1997-94 MAZDA TRUCKS B2300 PICKUP		1989-84 MERCURY TOPAZ	
1997-94 MAZDA TRUCKS B3000 PICKUP		1983-80 MERCURY ZEPHYR	
1997-94 MAZDA TRUCKS B4000 PICKUP		1989-85 MERKUR XR4Ti	
1994-91 MAZDA TRUCKS NAVAJO		<b>711-0118</b>	<b>w/o RESERVOIR</b>
1997-90 MERCURY COUGAR		1989 FORD THUNDERBIRD	
<b>711-0107</b>	<b>w/o RESERVOIR</b>		
1999 FORD TAURUS			



## Power Steering Pumps - Numerical Listing

Part No.	Product Type	Part No.	Product Type
<b>711-0118 (Cont'd)</b>	<b>w/o RESERVOIR</b>	<b>711-2117 (Cont'd)</b>	<b>w/ RESERVOIR</b>
1989 MERCURY COUGAR		1989-80 MERCURY GRAND MARQUIS, MARQUIS, COLONY PARK	
<b>711-0119</b>	<b>w/o RESERVOIR</b>	<b>711-2118</b>	<b>w/ RESERVOIR</b>
1998-96 FORD TAURUS		1989-86 FORD TAURUS	
1998-96 MERCURY SABLE		1989-86 MERCURY SABLE	
<b>711-0120</b>	<b>w/o RESERVOIR</b>	<b>711-2119</b>	<b>w/ RESERVOIR</b>
1989-88 FORD TRUCKS F SERIES, SUPER DUTY PICKUP (2WD & 4WD)		1983-80 FORD FAIRMONT	
1978 FORD GRANADA		1982-80 FORD GRANADA	
1985-82 LINCOLN CONTINENTAL		1986-83 FORD LTD (Mid Size)	
1983-80 LINCOLN MARK SERIES		1989-82 FORD MUSTANG, MUSTANG II	
1980-78 LINCOLN VERSAILLES		1980 FORD PINTO	
1978 MERCURY MONARCH		1988-83 FORD THUNDERBIRD	
<b>711-0121</b>	<b>w/o RESERVOIR</b>	1980 MERCURY BOBCAT	
1990 LINCOLN CONTINENTAL		1986-82 MERCURY CAPRI	
1990 LINCOLN MARK SERIES		1988-83 MERCURY COUGAR	
<b>711-2113</b>	<b>w/ RESERVOIR</b>	1986-83 MERCURY GRAND MARQUIS, MARQUIS, COLONY PARK	
1989-88 FORD TRUCKS F SERIES, SUPER DUTY PICKUP (2WD & 4WD)		1980 MERCURY MONARCH	
1978 FORD GRANADA		1983-80 MERCURY ZEPHYR	
1985-82 LINCOLN CONTINENTAL		1989-85 MERKUR XR4Ti	
1983-80 LINCOLN MARK SERIES		<b>711-2120</b>	<b>w/ RESERVOIR</b>
1980-78 LINCOLN VERSAILLES		1989-84 FORD TRUCKS BRONCO II	
1978 MERCURY MONARCH		1989-83 FORD TRUCKS RANGER	
<b>711-2114</b>	<b>w/ RESERVOIR</b>	1986-83 FORD LTD (Mid Size)	
1989-81 FORD ESCORT, EXP, ZX2		1988-80 FORD MUSTANG, MUSTANG II	
1989-84 FORD TEMPO		1988-82 FORD THUNDERBIRD	
1987-81 MERCURY LYNX, LN7		1986-80 MERCURY CAPRI	
1989-84 MERCURY TOPAZ		1988-82 MERCURY COUGAR	
<b>711-2115</b>	<b>w/ RESERVOIR</b>	1986-83 MERCURY GRAND MARQUIS, MARQUIS, COLONY PARK	
1989-86 FORD TRUCKS AEROSTAR		<b>711-2121</b>	<b>w/ RESERVOIR</b>
1989-78 FORD TRUCKS BRONCO		2003-00 FORD TRUCKS EXCURSION	
1989-78 FORD TRUCKS F SERIES, SUPER DUTY PICKUP (2WD & 4WD)		2003-90 FORD TRUCKS F SERIES, SUPER DUTY PICKUP (2WD & 4WD)	
1979-78 FORD TRUCKS RANCHERO		<b>711-2122</b>	<b>w/ RESERVOIR</b>
1978 FORD CROWN VICTORIA, COUNTRY SQUIRE, LTD (Full Size)		1990 FORD ESCORT, EXP, ZX2	
1979-78 FORD FAIRMONT		<b>711-2123</b>	<b>w/ RESERVOIR</b>
1979-78 FORD GRANADA		1989 FORD TRUCKS BRONCO	
1979-78 FORD LTD II		1989 FORD TRUCKS F SERIES, SUPER DUTY PICKUP (2WD & 4WD)	
1979-77 FORD MUSTANG, MUSTANG II		1991-90 FORD CROWN VICTORIA, COUNTRY SQUIRE, LTD (Full Size)	
1979-77 FORD PINTO		2004-00 FORD MUSTANG, MUSTANG II	
1989-88 FORD TAURUS		1990 LINCOLN CONTINENTAL	
1982-78 FORD THUNDERBIRD		1990 LINCOLN MARK SERIES	
1987-82 LINCOLN CONTINENTAL		1991-90 MERCURY GRAND MARQUIS, MARQUIS, COLONY PARK	
1989-80 LINCOLN MARK SERIES		<b>711-2124</b>	<b>w/ RESERVOIR</b>
1979-77 MERCURY BOBCAT		1998-92 FORD TRUCKS E SERIES VAN (Includes Super Duty)	
1979 MERCURY CAPRI		1998-90 FORD TRUCKS F SERIES, SUPER DUTY PICKUP (2WD & 4WD)	
1982-78 MERCURY COUGAR		1995-93 FORD TAURUS	
1979-78 MERCURY GRAND MARQUIS, MARQUIS, COLONY PARK		1992-90 LINCOLN MARK SERIES	
1979-78 MERCURY MONARCH		<b>711-2125</b>	<b>w/ RESERVOIR</b>
1989-88 MERCURY SABLE		1993-90 FORD MUSTANG, MUSTANG II	
1979-78 MERCURY ZEPHYR		<b>711-2126</b>	<b>w/ RESERVOIR</b>
<b>711-2116</b>	<b>w/ RESERVOIR</b>	1990 FORD ESCORT, EXP, ZX2	
1989-86 FORD ESCORT, EXP, ZX2		<b>711-2127</b>	<b>w/ RESERVOIR</b>
1988-87 FORD THUNDERBIRD		1997-89 FORD THUNDERBIRD	
1987-86 MERCURY LYNX, LN7		1997-89 MERCURY COUGAR	
<b>711-2117</b>	<b>w/ RESERVOIR</b>	<b>711-2128</b>	<b>w/ RESERVOIR</b>
1989-79 FORD CROWN VICTORIA, COUNTRY SQUIRE, LTD (Full Size)		1990 LINCOLN TOWN CAR	
1989-80 LINCOLN CONTINENTAL		<b>711-2128P</b>	<b>w/ RESERVOIR</b>
1989-84 LINCOLN MARK SERIES		1990 LINCOLN TOWN CAR	
1989-81 LINCOLN TOWN CAR			

## Power Steering Pumps - Numerical Listing

Part No.	Product Type	Part No.	Product Type
<b>711-2130</b>	<b>w/ RESERVOIR</b>	<b>711-2140 (Cont'd)</b>	<b>w/ RESERVOIR</b>
1997-92 FORD TRUCKS RANGER		2000-95 FORD TRUCKS WINDSTAR	
1991-90 FORD TAURUS		1995-90 FORD TAURUS	
1993-91 FORD THUNDERBIRD		1995-90 MERCURY SABLE	
1997-95 MAZDA TRUCKS B2300 PICKUP		<b>711-2141</b>	<b>w/ RESERVOIR</b>
1997-94 MAZDA TRUCKS B3000 PICKUP		1996-90 FORD TRUCKS BRONCO	
1997-95 MAZDA TRUCKS B4000 PICKUP		1997-90 FORD TRUCKS F SERIES, SUPER DUTY PICKUP (2WD & 4WD)	
1993-91 MERCURY COUGAR		<b>712-0103</b>	<b>w/o RESERVOIR</b>
1991-90 MERCURY SABLE		1994-92 FORD TEMPO	
<b>711-2131</b>	<b>w/ RESERVOIR</b>	1994-92 MERCURY TOPAZ	
1993-91 FORD THUNDERBIRD		<b>712-0105</b>	<b>w/o RESERVOIR</b>
1993-91 MERCURY COUGAR		1997-95 FORD CONTOUR	
<b>711-2131P</b>	<b>w/ RESERVOIR</b>	1997-95 MERCURY MYSTIQUE	
1993-91 FORD THUNDERBIRD		<b>712-0106</b>	<b>w/o RESERVOIR</b>
1993-91 MERCURY COUGAR		2005-96 FORD TAURUS	
<b>711-2133</b>	<b>w/ RESERVOIR</b>	2005-96 MERCURY SABLE	
1996-91 FORD ESCORT, EXP, ZX2		<b>712-0109</b>	<b>w/o RESERVOIR</b>
1996-91 MERCURY TRACER		2003-97 FORD ESCORT, EXP, ZX2	
<b>711-2134</b>	<b>w/ RESERVOIR</b>	1999-97 MERCURY TRACER	
1990 FORD TRUCKS BRONCO II		<b>712-0110</b>	<b>w/o RESERVOIR</b>
1994-91 FORD TRUCKS EXPLORER (Includes Sport, Sport Trac)		2001-96 FORD TRUCKS EXPLORER (Includes Sport, Sport Trac)	
1994-90 FORD TRUCKS RANGER		2001-97 MERCURY TRUCKS MOUNTAINEER	
1999-90 FORD MUSTANG, MUSTANG II		<b>712-0112</b>	<b>w/o RESERVOIR</b>
1997-90 FORD THUNDERBIRD		2005-97 FORD TRUCKS EXPLORER (Includes Sport, Sport Trac)	
1994 MAZDA TRUCKS B2300 PICKUP		2011-01 FORD TRUCKS RANGER	
1994 MAZDA TRUCKS B4000 PICKUP		2009-01 MAZDA TRUCKS B4000 PICKUP	
1994-91 MAZDA TRUCKS NAVAJO		2005-97 MERCURY TRUCKS MOUNTAINEER	
1997-90 MERCURY COUGAR		<b>712-0113</b>	<b>w/o RESERVOIR</b>
<b>711-2135</b>	<b>w/ RESERVOIR</b>	2002-95 LINCOLN CONTINENTAL	
1989 FORD THUNDERBIRD		<b>712-0113A1</b>	<b>w/o RESERVOIR</b>
1989 MERCURY COUGAR		2002-95 LINCOLN CONTINENTAL	
<b>711-2136</b>	<b>w/ RESERVOIR</b>	<b>712-0114</b>	<b>w/o RESERVOIR</b>
1989 FORD TRUCKS AEROSTAR		2004-96 FORD MUSTANG, MUSTANG II	
1991-90 FORD CROWN VICTORIA, COUNTRY SQUIRE, LTD (Full Size)		<b>712-0114A1</b>	<b>w/o RESERVOIR</b>
1998-96 FORD TAURUS		2004-96 FORD MUSTANG, MUSTANG II	
1994-90 LINCOLN CONTINENTAL		<b>712-0115</b>	<b>w/o RESERVOIR</b>
1992-90 LINCOLN MARK SERIES		2004-97 FORD TRUCKS F SERIES, SUPER DUTY PICKUP (2WD & 4WD)	
1991-90 MERCURY GRAND MARQUIS, MARQUIS, COLONY PARK		2002-99 FORD CROWN VICTORIA, COUNTRY SQUIRE, LTD (Full Size)	
1998-96 MERCURY SABLE		2002-99 MERCURY GRAND MARQUIS, MARQUIS, COLONY PARK	
<b>711-2137</b>	<b>w/ RESERVOIR</b>	<b>712-0115A1</b>	<b>w/o RESERVOIR</b>
1999 FORD TAURUS		2004-02 FORD TRUCKS F SERIES, SUPER DUTY PICKUP (2WD & 4WD)	
1999 MERCURY SABLE		2002-99 FORD CROWN VICTORIA, COUNTRY SQUIRE, LTD (Full Size)	
<b>711-2138</b>	<b>w/ RESERVOIR</b>	2002-99 MERCURY GRAND MARQUIS, MARQUIS, COLONY PARK	
2007-00 FORD TAURUS		<b>712-0115A2</b>	<b>w/o RESERVOIR</b>
2001-98 MAZDA TRUCKS B2500 PICKUP		2004-97 FORD TRUCKS F SERIES, SUPER DUTY PICKUP (2WD & 4WD)	
2006-98 MAZDA TRUCKS B3000 PICKUP		<b>712-0116</b>	<b>w/o RESERVOIR</b>
2000-98 MAZDA TRUCKS B4000 PICKUP		2007-97 FORD TRUCKS E SERIES VAN (Includes Super Duty)	
2005-00 MERCURY SABLE		2005-00 FORD TRUCKS EXCURSION	
<b>711-2139</b>	<b>w/ RESERVOIR</b>	2004-99 FORD TRUCKS F SERIES, SUPER DUTY PICKUP (2WD & 4WD)	
1997-95 FORD TRUCKS RANGER		<b>712-0116A1</b>	<b>w/o RESERVOIR</b>
1995-94 FORD MUSTANG, MUSTANG II		2003-97 FORD TRUCKS E SERIES VAN (Includes Super Duty)	
1991-90 FORD TEMPO		<b>712-0116A2</b>	<b>w/o RESERVOIR</b>
1991-90 MERCURY TOPAZ		2007-97 FORD TRUCKS E SERIES VAN (Includes Super Duty)	
<b>711-2140</b>	<b>w/ RESERVOIR</b>	2005-00 FORD TRUCKS EXCURSION	
1997-90 FORD TRUCKS AEROSTAR		2004-99 FORD TRUCKS F SERIES, SUPER DUTY PICKUP (2WD & 4WD)	
2000-95 FORD TRUCKS EXPLORER (Includes Sport, Sport Trac)			
2006-98 FORD TRUCKS RANGER			

## Power Steering Pumps - Numerical Listing

Part No.	Product Type	Part No.	Product Type
<b>712-0118</b>	<b>w/o RESERVOIR</b>	<b>712-0131</b>	<b>w/o RESERVOIR</b>
2003-99 FORD TRUCKS WINDSTAR		2005-03 FORD TRUCKS EXCURSION	
<b>712-0118A1</b>	<b>w/o RESERVOIR</b>	2005-03 FORD TRUCKS F SERIES, SUPER DUTY PICKUP (2WD & 4WD)	
2003-99 FORD TRUCKS WINDSTAR		<b>712-0131A2</b>	<b>w/o RESERVOIR</b>
<b>712-0119</b>	<b>w/o RESERVOIR</b>	2005-03 FORD TRUCKS EXCURSION	
2000-98 FORD CONTOUR		2005-03 FORD TRUCKS F SERIES, SUPER DUTY PICKUP (2WD & 4WD)	
2004-03 FORD FOCUS		<b>712-0132</b>	<b>w/o RESERVOIR</b>
2002-99 MERCURY COUGAR		2008-03 FORD CROWN VICTORIA, COUNTRY SQUIRE, LTD (Full Size)	
2000-98 MERCURY MYSTIQUE		2007-03 LINCOLN TOWN CAR	
<b>712-0120</b>	<b>w/o RESERVOIR</b>	2004-03 MERCURY COMMUTER, MARAUDER, MONTCLAIR, MONTEREY, PARKLANE	
1997-94 FORD THUNDERBIRD		2008-03 MERCURY GRAND MARQUIS, MARQUIS, COLONY PARK	
1998-93 LINCOLN MARK SERIES		<b>712-0132A1</b>	<b>w/o RESERVOIR</b>
1997-94 MERCURY COUGAR		2008-03 FORD CROWN VICTORIA, COUNTRY SQUIRE, LTD (Full Size)	
<b>712-0120A1</b>	<b>w/o RESERVOIR</b>	2007-03 LINCOLN TOWN CAR	
1997-94 FORD THUNDERBIRD		2004-03 MERCURY COMMUTER, MARAUDER, MONTCLAIR, MONTEREY, PARKLANE	
1998-93 LINCOLN MARK SERIES		2008-03 MERCURY GRAND MARQUIS, MARQUIS, COLONY PARK	
1997-94 MERCURY COUGAR		<b>712-0134</b>	<b>w/o RESERVOIR</b>
<b>712-0121</b>	<b>w/o RESERVOIR</b>	2007-05 FORD TRUCKS ESCAPE	
2004-02 FORD TRUCKS EXPLORER (Includes Sport, Sport Trac)		2006-05 MAZDA TRUCKS TRIBUTE	
2004-02 MERCURY TRUCKS MOUNTAINEER		2007-05 MERCURY TRUCKS MARINER	
<b>712-0121A1</b>	<b>w/o RESERVOIR</b>	<b>712-0135</b>	<b>w/o RESERVOIR</b>
2004-02 FORD TRUCKS EXPLORER (Includes Sport, Sport Trac)		2004-01 FORD TRUCKS ESCAPE	
2004-02 MERCURY TRUCKS MOUNTAINEER		2004-01 MAZDA TRUCKS TRIBUTE	
<b>712-0122</b>	<b>w/o RESERVOIR</b>	<b>712-0140</b>	<b>w/o RESERVOIR</b>
2006-03 FORD TRUCKS EXPEDITION		2006-03 FORD FOCUS	
2008-04 FORD TRUCKS F SERIES, SUPER DUTY PICKUP (2WD & 4WD)		<b>712-0141</b>	<b>w/o RESERVOIR</b>
2008-06 LINCOLN TRUCKS MARK LT		2003-02 FORD FOCUS	
2006-03 LINCOLN TRUCKS NAVIGATOR		<b>712-0142</b>	<b>w/o RESERVOIR</b>
<b>712-0122A1</b>	<b>w/o RESERVOIR</b>	2010-05 FORD MUSTANG, MUSTANG II	
2006-03 FORD TRUCKS EXPEDITION		<b>712-0143</b>	<b>w/o RESERVOIR</b>
2008-04 FORD TRUCKS F SERIES, SUPER DUTY PICKUP (2WD & 4WD)		2010-05 FORD MUSTANG, MUSTANG II	
2008-06 LINCOLN TRUCKS MARK LT		<b>712-0145</b>	<b>w/o RESERVOIR</b>
2006-03 LINCOLN TRUCKS NAVIGATOR		2004-01 FORD MUSTANG, MUSTANG II	
<b>712-0123</b>	<b>w/o RESERVOIR</b>	<b>712-0145A1</b>	<b>w/o RESERVOIR</b>
2002-00 FORD FOCUS		2004-01 FORD MUSTANG, MUSTANG II	
<b>712-0124</b>	<b>w/o RESERVOIR</b>	<b>712-0147</b>	<b>w/o RESERVOIR</b>
2000 FORD FOCUS		2010-06 FORD TRUCKS EXPLORER (Includes Sport, Sport Trac)	
<b>712-0125</b>	<b>w/o RESERVOIR</b>	2010-06 MERCURY TRUCKS MOUNTAINEER	
2001-00 JAGUAR S-TYPE		<b>712-0148</b>	<b>w/o RESERVOIR</b>
2001-00 LINCOLN LS		2010-06 FORD TRUCKS EXPLORER (Includes Sport, Sport Trac)	
<b>712-0126</b>	<b>w/o RESERVOIR</b>	2010-06 MERCURY TRUCKS MOUNTAINEER	
2011-01 FORD TRUCKS RANGER		<b>712-0148A1</b>	<b>w/o RESERVOIR</b>
2009-01 MAZDA TRUCKS B2300 PICKUP		2010-06 FORD TRUCKS EXPLORER (Includes Sport, Sport Trac)	
<b>712-0127</b>	<b>w/o RESERVOIR</b>	2010-06 MERCURY TRUCKS MOUNTAINEER	
2002 FORD THUNDERBIRD		<b>712-0149</b>	<b>w/o RESERVOIR</b>
2002-00 LINCOLN LS		2010-04 FORD TRUCKS E SERIES VAN (Includes Super Duty)	
<b>712-0129</b>	<b>w/o RESERVOIR</b>	<b>712-0149A1</b>	<b>w/o RESERVOIR</b>
2007 FORD CROWN VICTORIA, COUNTRY SQUIRE, LTD (Full Size)		2010-04 FORD TRUCKS E SERIES VAN (Includes Super Duty)	
2007-03 LINCOLN TOWN CAR		<b>712-0150</b>	<b>w/o RESERVOIR</b>
<b>712-0129A1</b>	<b>w/o RESERVOIR</b>	2003-98 FORD ESCORT, EXP, ZX2	
2007 FORD CROWN VICTORIA, COUNTRY SQUIRE, LTD (Full Size)		<b>712-0151</b>	<b>w/o RESERVOIR</b>
2007-03 LINCOLN TOWN CAR		2005-04 FORD TRUCKS EXPLORER (Includes Sport, Sport Trac)	
<b>712-0130</b>	<b>w/o RESERVOIR</b>		
2004-01 FORD TRUCKS ESCAPE			
2004-01 MAZDA TRUCKS TRIBUTE			

## Power Steering Pumps - Numerical Listing

Part No.	Product Type	Part No.	Product Type
<b>712-0151 (Cont'd)</b>	<b>w/o RESERVOIR</b>	<b>712-0164</b>	<b>w/o RESERVOIR</b>
2005-04 MERCURY TRUCKS MOUNTAINEER		2009-06 FORD FUSION	
<b>712-0151A1</b>	<b>w/o RESERVOIR</b>	2006 LINCOLN ZEPHYR	
2005-04 FORD TRUCKS EXPLORER (Includes Sport, Sport Trac)		2009-06 MERCURY MILAN	
2005-04 MERCURY TRUCKS MOUNTAINEER		<b>712-0165</b>	<b>w/o RESERVOIR</b>
<b>712-0153</b>	<b>w/o RESERVOIR</b>	2009-07 FORD MUSTANG, MUSTANG II	
2012-10 FORD TRUCKS TRANSIT CONNECT		<b>712-0166</b>	<b>w/o RESERVOIR</b>
2011-06 FORD FOCUS		2009-06 FORD FUSION	
<b>712-0154</b>	<b>w/o RESERVOIR</b>	2009-06 MERCURY MILAN	
2007-05 FORD TRUCKS F SERIES, SUPER DUTY PICKUP (2WD & 4WD)		<b>712-0167</b>	<b>w/o RESERVOIR</b>
<b>712-0154A2</b>	<b>w/o RESERVOIR</b>	2011-08 FORD CROWN VICTORIA, COUNTRY SQUIRE, LTD (Full Size)	
2007-05 FORD TRUCKS F SERIES, SUPER DUTY PICKUP (2WD & 4WD)		2011-08 LINCOLN TOWN CAR	
<b>712-0156</b>	<b>w/o RESERVOIR</b>	2011-08 MERCURY GRAND MARQUIS, MARQUIS, COLONY PARK	
2010-08 FORD TRUCKS F SERIES, SUPER DUTY PICKUP (2WD & 4WD)		<b>712-0167A1</b>	<b>w/o RESERVOIR</b>
<b>712-0157</b>	<b>w/o RESERVOIR</b>	2011-08 FORD CROWN VICTORIA, COUNTRY SQUIRE, LTD (Full Size)	
2010-08 FORD TRUCKS F SERIES, SUPER DUTY PICKUP (2WD & 4WD)		2011-08 LINCOLN TOWN CAR	
<b>712-0158</b>	<b>w/o RESERVOIR</b>	2011-08 MERCURY GRAND MARQUIS, MARQUIS, COLONY PARK	
2008-05 FORD TRUCKS F SERIES, SUPER DUTY PICKUP (2WD & 4WD)		<b>712-0171</b>	<b>w/o RESERVOIR</b>
<b>712-0159</b>	<b>w/o RESERVOIR</b>	2010-07 FORD TRUCKS EDGE	
2007-05 FORD TRUCKS FREESTYLE		2010-07 LINCOLN MKX	
2007-05 FORD FIVE HUNDRED		2009-07 LINCOLN MKZ	
2007-05 MERCURY MONTEGO		<b>712-0172</b>	<b>w/o RESERVOIR</b>
<b>712-0160</b>	<b>w/o RESERVOIR</b>	2006-05 FORD GT	
2002-97 FORD TRUCKS EXPEDITION		<b>712-0173</b>	<b>w/o RESERVOIR</b>
2002-92 FORD CROWN VICTORIA, COUNTRY SQUIRE, LTD (Full Size)		2014-99 FORD TRUCKS F53 STRIPPED CHASSIS	
2003-02 LINCOLN TRUCKS BLACKWOOD		<b>712-0174</b>	<b>w/o RESERVOIR</b>
2002-98 LINCOLN TRUCKS NAVIGATOR		2014-04 FORD TRUCKS F53 STRIPPED CHASSIS	
2002-91 LINCOLN TOWN CAR		<b>712-0175</b>	<b>w/o RESERVOIR</b>
2002-92 MERCURY GRAND MARQUIS, MARQUIS, COLONY PARK		2009-07 FORD TRUCKS EXPEDITION	
<b>712-0160P</b>	<b>w/o RESERVOIR</b>	2009-07 LINCOLN TRUCKS NAVIGATOR	
2002-97 FORD TRUCKS EXPEDITION		<b>712-0175A1</b>	<b>w/o RESERVOIR</b>
2002-92 FORD CROWN VICTORIA, COUNTRY SQUIRE, LTD (Full Size)		2009-07 FORD TRUCKS EXPEDITION	
2003-02 LINCOLN TRUCKS BLACKWOOD		2009-07 LINCOLN TRUCKS NAVIGATOR	
2002-98 LINCOLN TRUCKS NAVIGATOR		<b>712-0176</b>	<b>w/o RESERVOIR</b>
2002-91 LINCOLN TOWN CAR		2011-09 FORD TRUCKS EXPEDITION	
2002-92 MERCURY GRAND MARQUIS, MARQUIS, COLONY PARK		2009 FORD TRUCKS F SERIES, SUPER DUTY PICKUP (2WD & 4WD)	
<b>712-0160PA1</b>	<b>w/o RESERVOIR</b>	2011-09 LINCOLN TRUCKS NAVIGATOR	
2002-92 FORD CROWN VICTORIA, COUNTRY SQUIRE, LTD (Full Size)		<b>712-0176A1</b>	<b>w/o RESERVOIR</b>
2002-91 LINCOLN TOWN CAR		2011-09 FORD TRUCKS EXPEDITION	
2002-92 MERCURY GRAND MARQUIS, MARQUIS, COLONY PARK		2009 FORD TRUCKS F SERIES, SUPER DUTY PICKUP (2WD & 4WD)	
<b>712-0160PA2</b>	<b>w/o RESERVOIR</b>	2011-09 LINCOLN TRUCKS NAVIGATOR	
2002-97 FORD TRUCKS EXPEDITION		<b>712-0177</b>	<b>w/o RESERVOIR</b>
2003-02 LINCOLN TRUCKS BLACKWOOD		2010-08 FORD TRUCKS F SERIES, SUPER DUTY PICKUP (2WD & 4WD)	
2002-98 LINCOLN TRUCKS NAVIGATOR		<b>712-0177A1</b>	<b>w/o RESERVOIR</b>
<b>712-0161</b>	<b>w/o RESERVOIR</b>	2010-08 FORD TRUCKS F SERIES, SUPER DUTY PICKUP (2WD & 4WD)	
2007-04 FORD TRUCKS FREESTAR		<b>712-0180</b>	<b>w/o RESERVOIR</b>
2007-04 MERCURY TRUCKS MONTEREY		2008-06 FORD TRUCKS RANGER	
<b>712-0161A1</b>	<b>w/o RESERVOIR</b>	<b>712-0181</b>	<b>w/o RESERVOIR</b>
2007-04 FORD TRUCKS FREESTAR		2006-03 LINCOLN LS	
2007-04 MERCURY TRUCKS MONTEREY		<b>712-0182</b>	<b>w/o RESERVOIR</b>
<b>712-0163</b>	<b>w/o RESERVOIR</b>	2012-09 FORD TRUCKS FLEX	
2009-08 FORD TRUCKS TAURUS X		2012-10 FORD TAURUS	
2009-08 FORD TAURUS		2012-09 LINCOLN MKS	
2007 MERCURY MONTEGO		2012-10 LINCOLN MKT	
2009-08 MERCURY SABLE			

## Power Steering Pumps - Numerical Listing

Part No.	Product Type	Part No.	Product Type
<b>712-0185</b>	<b>w/o RESERVOIR</b>	<b>713-2106 (Cont'd)</b>	<b>w/ RESERVOIR</b>
2000-95 FORD CONTOUR		1966-65 FORD CROWN VICTORIA, COUNTRY SQUIRE, LTD (Full Size)	
2002-99 MERCURY COUGAR		1966-65 FORD CUSTOM, CUSTOM 500, COUNTRY SEDAN, GALAXIE, GALAXIE 500	
2000-95 MERCURY MYSTIQUE		1966-65 FORD FALCON, SPRINT	
<b>712-0186</b>	<b>w/o RESERVOIR</b>	1966-65 FORD MUSTANG, MUSTANG II	
2010-07 FORD TRUCKS E SERIES VAN (Includes Super Duty)		1966-65 FORD TORINO, GRAN TORINO, FAIRLANE, RANCH WAGON	
<b>712-0186A1</b>	<b>w/o RESERVOIR</b>	1966-65 MERCURY COMET	
2010-07 FORD TRUCKS E SERIES VAN (Includes Super Duty)		1966-65 MERCURY COMMUTER, MARAUDER, MONTCLAIR, MONTEREY, PARKLANE	
<b>712-0187</b>	<b>w/o RESERVOIR</b>	1966-65 MERCURY CYCLONE, MONTEGO	
2012-10 FORD FUSION		1966-65 MERCURY GRAND MARQUIS, MARQUIS, COLONY PARK	
2012-10 LINCOLN MKZ		<b>713-2107</b>	<b>w/ RESERVOIR</b>
<b>712-0188</b>	<b>w/o RESERVOIR</b>	1966-65 FORD TRUCKS RANCHERO	
2010 FORD MUSTANG, MUSTANG II		1966-65 FORD CROWN VICTORIA, COUNTRY SQUIRE, LTD (Full Size)	
<b>713-0101</b>	<b>w/o RESERVOIR</b>	1966-65 FORD CUSTOM, CUSTOM 500, COUNTRY SEDAN, GALAXIE, GALAXIE 500	
1977-72 FORD TRUCKS BRONCO		1966-65 FORD FALCON, SPRINT	
1974-71 FORD TRUCKS E SERIES VAN (Includes Super Duty)		1966-65 FORD MUSTANG, MUSTANG II	
1977-67 FORD TRUCKS F SERIES, SUPER DUTY PICKUP (2WD & 4WD)		1966-58 FORD THUNDERBIRD	
1977-67 FORD TRUCKS RANCHERO		1966-65 FORD TORINO, GRAN TORINO, FAIRLANE, RANCH WAGON	
1977-67 FORD CROWN VICTORIA, COUNTRY SQUIRE, LTD (Full Size)		1966-65 MERCURY COMET	
1977-67 FORD CUSTOM, CUSTOM 500, COUNTRY SEDAN, GALAXIE, GALAXIE 500		1966-65 MERCURY COMMUTER, MARAUDER, MONTCLAIR, MONTEREY, PARKLANE	
1970-67 FORD FALCON, SPRINT		1966-65 MERCURY CYCLONE, MONTEGO	
1976-75 FORD GRANADA		1966-65 MERCURY GRAND MARQUIS, MARQUIS, COLONY PARK	
1977 FORD LTD II		<b>713-2108</b>	<b>w/ RESERVOIR</b>
1976-70 FORD MAVERICK		1975 FORD TRUCKS BRONCO	
1976-67 FORD MUSTANG, MUSTANG II		1977-67 FORD TRUCKS F SERIES, SUPER DUTY PICKUP (2WD & 4WD)	
1977-75 FORD PINTO		1977-72 FORD TRUCKS RANCHERO	
1977-67 FORD THUNDERBIRD		1977-67 FORD CROWN VICTORIA, COUNTRY SQUIRE, LTD (Full Size)	
1976-67 FORD TORINO, GRAN TORINO, FAIRLANE, RANCH WAGON		1977-67 FORD CUSTOM, CUSTOM 500, COUNTRY SEDAN, GALAXIE, GALAXIE 500	
1971-70 LINCOLN CONTINENTAL		1977 FORD LTD II	
1971-70 LINCOLN MARK SERIES		1977-67 FORD THUNDERBIRD	
1977-75 MERCURY BOBCAT		1976-72 FORD TORINO, GRAN TORINO, FAIRLANE, RANCH WAGON	
1976-67 MERCURY COMET		1971-70 LINCOLN CONTINENTAL	
1974-67 MERCURY COMMUTER, MARAUDER, MONTCLAIR, MONTEREY, PARKLANE		1971-70 LINCOLN MARK SERIES	
1977-67 MERCURY COUGAR		1974-67 MERCURY COMMUTER, MARAUDER, MONTCLAIR, MONTEREY, PARKLANE	
1976-67 MERCURY CYCLONE, MONTEGO		1977-74 MERCURY COUGAR	
1977-67 MERCURY GRAND MARQUIS, MARQUIS, COLONY PARK		1976-72 MERCURY CYCLONE, MONTEGO	
1976-75 MERCURY MONARCH		1977-67 MERCURY GRAND MARQUIS, MARQUIS, COLONY PARK	
<b>713-0102</b>	<b>w/o RESERVOIR</b>	<b>713-2109</b>	<b>w/ RESERVOIR</b>
1974 FORD PINTO		1971-67 FORD TRUCKS RANCHERO	
<b>713-0104</b>	<b>w/o RESERVOIR</b>	1970-67 FORD FALCON, SPRINT	
1970 FORD FALCON, SPRINT		1974-70 FORD MAVERICK	
1976-75 FORD GRANADA		1970-67 FORD MUSTANG, MUSTANG II	
1976-71 FORD MAVERICK		1971-67 FORD TORINO, GRAN TORINO, FAIRLANE, RANCH WAGON	
1970 FORD MUSTANG, MUSTANG II		1974-67 MERCURY COMET	
1976-71 MERCURY COMET		1970-67 MERCURY COUGAR	
1970 MERCURY COUGAR		1971-67 MERCURY CYCLONE, MONTEGO	
1976-75 MERCURY MONARCH		<b>713-2110</b>	<b>w/ RESERVOIR</b>
<b>713-0105</b>	<b>w/o RESERVOIR</b>	1970 FORD FALCON, SPRINT	
1977-76 FORD GRANADA		1975 FORD GRANADA	
1977-76 FORD MAVERICK		1975-71 FORD MAVERICK	
1977 LINCOLN VERSAILLES		1970 FORD MUSTANG, MUSTANG II	
1977-76 MERCURY COMET		1975-71 MERCURY COMET	
1977-76 MERCURY MONARCH		1970 MERCURY COUGAR	
<b>713-2106</b>	<b>w/ RESERVOIR</b>	1975 MERCURY MONARCH	
1966-65 FORD TRUCKS F SERIES, SUPER DUTY PICKUP (2WD & 4WD)			
1966-65 FORD TRUCKS RANCHERO			

## Power Steering Pumps - Numerical Listing

Part No.	Product Type	Part No.	Product Type
<b>713-2111</b>	<b>w/ RESERVOIR</b>	<b>714-0101</b>	<b>w/o RESERVOIR</b>
1971-69 FORD TRUCKS RANCHERO		1984-80 FORD TRUCKS - MEDIUM DUTY B, F SERIES	
1969 FORD FALCON, SPRINT		1986-73 FORD TRUCKS - MEDIUM DUTY L, LN, LNT, LT, LTS SERIES	
1971-69 FORD TORINO, GRAN TORINO, FAIRLANE, RANCH WAGON		1977-73 FORD TRUCKS - MEDIUM DUTY W, WT SERIES	
1969 MERCURY COMET		<b>714-0102</b>	<b>w/o RESERVOIR</b>
1969 MERCURY COUGAR		1986-73 FORD TRUCKS - MEDIUM DUTY L, LN, LNT, LT, LTS SERIES	
1971-69 MERCURY CYCLONE, MONTEGO		<b>715-0101</b>	<b>w/o RESERVOIR</b>
<b>713-2112</b>	<b>w/ RESERVOIR</b>	1967-58 AMERICAN MOTORS AMBASSADOR, AMERICAN, CLASSIC, JAVELIN, MARLIN, REBEL, RAMBLER	
1977-72 FORD TRUCKS BRONCO		1979-58 FORD TRUCKS - MEDIUM DUTY B, F SERIES	
1975 FORD GRANADA		1979-58 FORD TRUCKS - MEDIUM DUTY C, CT SERIES	
1975 FORD MAVERICK		1979-58 FORD TRUCKS - MEDIUM DUTY H, HT SERIES	
1976-71 FORD MUSTANG, MUSTANG II		1979-58 FORD TRUCKS - MEDIUM DUTY L, LN, LNT, LT, LTS SERIES	
1977-75 FORD PINTO		1979-58 FORD TRUCKS - MEDIUM DUTY N, NT SERIES	
1977-75 MERCURY BOBCAT		1969-67 FORD TRUCKS - MEDIUM DUTY T SERIES	
1975 MERCURY COMET		1965-58 FORD TRUCKS F SERIES, SUPER DUTY PICKUP (2WD & 4WD)	
1973-71 MERCURY COUGAR		1965-63 FORD TRUCKS RANCHERO	
1975 MERCURY MONARCH		1965-61 FORD CROWN VICTORIA, COUNTRY SQUIRE, LTD (Full Size)	
<b>713-2113</b>	<b>w/ RESERVOIR</b>	1965-61 FORD CUSTOM, CUSTOM 500, COUNTRY SEDAN, GALAXIE, GALAXIE 500	
1977 FORD CROWN VICTORIA, COUNTRY SQUIRE, LTD (Full Size)		1965-63 FORD FALCON, SPRINT	
1977 FORD CUSTOM, CUSTOM 500, COUNTRY SEDAN, GALAXIE, GALAXIE 500		1965-64 FORD MUSTANG, MUSTANG II	
1976 FORD GRANADA		1965-58 FORD THUNDERBIRD	
1976 FORD MAVERICK		1965-62 FORD TORINO, GRAN TORINO, FAIRLANE, RANCH WAGON	
1976 MERCURY COMET		1965-63 MERCURY COMET	
1976 MERCURY MONARCH		1964-58 MERCURY COMMUTER, MARAUDER, MONTCLAIR, MONTEREY, PARKLANE	
<b>713-2114</b>	<b>w/ RESERVOIR</b>	1965-64 MERCURY CYCLONE, MONTEGO	
1976 FORD MAVERICK		1964-61 MERCURY GRAND MARQUIS, MARQUIS, COLONY PARK	
1976 MERCURY COMET		<b>715-0102</b>	<b>w/o RESERVOIR</b>
<b>713-2115</b>	<b>w/ RESERVOIR</b>	1965-63 FORD TRUCKS RANCHERO	
1976 FORD GRANADA		1965-61 FORD CROWN VICTORIA, COUNTRY SQUIRE, LTD (Full Size)	
1976 MERCURY COMET		1965-61 FORD CUSTOM, CUSTOM 500, COUNTRY SEDAN, GALAXIE, GALAXIE 500	
1976 MERCURY MONARCH		1965-63 FORD FALCON, SPRINT	
<b>713-2116</b>	<b>w/ RESERVOIR</b>	1965-64 FORD MUSTANG, MUSTANG II	
1974-71 FORD TRUCKS E SERIES VAN (Includes Super Duty)		1965-58 FORD THUNDERBIRD	
<b>713-2117</b>	<b>w/ RESERVOIR</b>	1965-62 FORD TORINO, GRAN TORINO, FAIRLANE, RANCH WAGON	
1975 FORD GRANADA		1965-63 MERCURY COMET	
1975 FORD MAVERICK		1964-58 MERCURY COMMUTER, MARAUDER, MONTCLAIR, MONTEREY, PARKLANE	
1975 MERCURY COMET		1965-64 MERCURY CYCLONE, MONTEGO	
1975 MERCURY MONARCH		1964-61 MERCURY GRAND MARQUIS, MARQUIS, COLONY PARK	
<b>713-2118</b>	<b>w/ RESERVOIR</b>	<b>715-0103</b>	<b>w/o RESERVOIR</b>
1977-76 FORD GRANADA		1993-90 FORD MUSTANG, MUSTANG II	
1977-76 FORD MAVERICK		<b>715-0133</b>	<b>w/o RESERVOIR</b>
1977-76 MERCURY COMET		2005-01 FORD TRUCKS EXPLORER (Includes Sport, Sport Trac)	
1977-76 MERCURY MONARCH		<b>720-0101</b>	<b>w/o RESERVOIR</b>
<b>713-2120</b>	<b>w/ RESERVOIR</b>	1991 DODGE SPIRIT	
1976-75 FORD GRANADA		<b>720-01125</b>	<b>w/ RESERVOIR</b>
1976-75 MERCURY MONARCH		2007-03 DODGE TRUCKS R SERIES PICKUP (2WD & 4WD)	
<b>713-2121</b>	<b>w/ RESERVOIR</b>	<b>720-01126</b>	<b>w/ RESERVOIR</b>
1976-75 FORD GRANADA		2007-02 DODGE TRUCKS R SERIES PICKUP (2WD & 4WD)	
1976-75 MERCURY MONARCH		<b>720-01127</b>	<b>w/ RESERVOIR</b>
<b>713-2122</b>	<b>w/ RESERVOIR</b>	2007 CHRYSLER TRUCKS ASPEN	
1977-76 FORD GRANADA		2007-04 DODGE TRUCKS DURANGO	
1977-76 MERCURY MONARCH		<b>720-01185</b>	<b>w/ RESERVOIR</b>
<b>713-2123</b>	<b>w/ RESERVOIR</b>	2007 CHRYSLER TRUCKS ASPEN	
1977-76 FORD GRANADA			
1977 LINCOLN VERSAILLES			
1977-76 MERCURY MONARCH			

## Power Steering Pumps - Numerical Listing

Part No.	Product Type	Part No.	Product Type
<b>720-01185 (Cont'd)</b>	<b>w/ RESERVOIR</b>	<b>722-2103 (Cont'd)</b>	<b>w/ RESERVOIR</b>
2007-04 DODGE TRUCKS DURANGO		1976-69 CHRYSLER FIFTH AVENUE, IMPERIAL, NEWPORT, WINDSOR	
<b>720-0125</b>	<b>w/o RESERVOIR</b>	1976-69 CHRYSLER LHS, NEW YORKER, TOWN & COUNTRY WAGON	
2007-03 DODGE TRUCKS R SERIES PICKUP (2WD & 4WD)		1971 DODGE TRUCKS B SERIES VAN	
<b>720-0126</b>	<b>w/o RESERVOIR</b>	1971-63 DODGE TRUCKS D, W SERIES PICKUP (2WD & 4WD)	
2007-02 DODGE TRUCKS R SERIES PICKUP (2WD & 4WD)		1976-69 DODGE CHALLENGER, CHARGER, CORONET	
<b>720-0129</b>	<b>w/o RESERVOIR</b>	1976-69 DODGE DIPLOMAT, ASPEN, DART	
2006-04 CHRYSLER TRUCKS PACIFICA		1976-67 DODGE MONACO, ROYAL MONACO, POLARA, MAGNUM, MIRADA, ST. REGIS, 880	
<b>720-0185</b>	<b>w/o RESERVOIR</b>	1974-69 PLYMOUTH BARRACUDA	
2007 CHRYSLER TRUCKS ASPEN		1975-69 PLYMOUTH BELVEDERE, GTX, ROAD RUNNER, SATELLITE	
2007-04 DODGE TRUCKS DURANGO		1976-67 PLYMOUTH FURY, GRAN FURY, SUBURBAN, SAVOY, VIP	
<b>720-0186</b>	<b>w/o RESERVOIR</b>	1976-69 PLYMOUTH VOLARE, DUSTER, SCAMP, VALIANT	
2004-00 DODGE TRUCKS DAKOTA		<b>722-2105</b>	<b>w/ RESERVOIR</b>
2003-00 DODGE TRUCKS DURANGO		1976-75 CHRYSLER CORDOBA	
<b>720-0187</b>	<b>w/o RESERVOIR</b>	1976-75 CHRYSLER FIFTH AVENUE, IMPERIAL, NEWPORT, WINDSOR	
2004-00 DODGE TRUCKS DAKOTA		1976-75 CHRYSLER LHS, NEW YORKER, TOWN & COUNTRY WAGON	
2003-00 DODGE TRUCKS DURANGO		1976-75 DODGE CHALLENGER, CHARGER, CORONET	
<b>720-0191</b>	<b>w/o RESERVOIR</b>	1976-75 DODGE MONACO, ROYAL MONACO, POLARA, MAGNUM, MIRADA, ST. REGIS, 880	
2007 CHRYSLER TRUCKS ASPEN		1976-75 PLYMOUTH FURY, GRAN FURY, SUBURBAN, SAVOY, VIP	
2007-04 DODGE TRUCKS DURANGO		<b>723-0101</b>	<b>w/o RESERVOIR</b>
<b>720-0193</b>	<b>w/o RESERVOIR</b>	1968-61 CHRYSLER 300	
2004-00 DODGE TRUCKS DAKOTA		1968-61 CHRYSLER FIFTH AVENUE, IMPERIAL, NEWPORT, WINDSOR	
2003-00 DODGE TRUCKS DURANGO		1968-61 CHRYSLER LHS, NEW YORKER, TOWN & COUNTRY WAGON	
<b>720-0194</b>	<b>w/o RESERVOIR</b>	1961 DESOTO DESOTO	
2009 CHRYSLER TRUCKS ASPEN		1968-60 DODGE MONACO, ROYAL MONACO, POLARA, MAGNUM, MIRADA, ST. REGIS, 880	
2009 DODGE TRUCKS DURANGO		1964-62 PLYMOUTH BELVEDERE, GTX, ROAD RUNNER, SATELLITE	
<b>720-02193</b>	<b>w/ RESERVOIR</b>	1968-61 PLYMOUTH FURY, GRAN FURY, SUBURBAN, SAVOY, VIP	
2004-00 DODGE TRUCKS DAKOTA		<b>723-0102</b>	<b>w/o RESERVOIR</b>
2003-00 DODGE TRUCKS DURANGO		1960-59 CHRYSLER 300	
<b>720-99101</b>	<b>w/ RESERVOIR</b>	1960-59 CHRYSLER FIFTH AVENUE, IMPERIAL, NEWPORT, WINDSOR	
1991 DODGE SPIRIT		1960-59 CHRYSLER LHS, NEW YORKER, TOWN & COUNTRY WAGON	
<b>722-0101</b>	<b>w/o RESERVOIR</b>	1960-59 DESOTO ADVENTURER, FIREFLITE	
1971-69 CHRYSLER 300		1959 DESOTO FIREDOME, FIRESWEEP	
1976-75 CHRYSLER CORDOBA		1968-65 DODGE CHALLENGER, CHARGER, CORONET	
1976-69 CHRYSLER FIFTH AVENUE, IMPERIAL, NEWPORT, WINDSOR		1968-58 DODGE MONACO, ROYAL MONACO, POLARA, MAGNUM, MIRADA, ST. REGIS, 880	
1976-69 CHRYSLER LHS, NEW YORKER, TOWN & COUNTRY WAGON		1968-62 PLYMOUTH BELVEDERE, GTX, ROAD RUNNER, SATELLITE	
1971 DODGE TRUCKS B SERIES VAN		1968-58 PLYMOUTH FURY, GRAN FURY, SUBURBAN, SAVOY, VIP	
1971-63 DODGE TRUCKS D, W SERIES PICKUP (2WD & 4WD)		<b>723-0103</b>	<b>w/o RESERVOIR</b>
1976-69 DODGE CHALLENGER, CHARGER, CORONET		1968-65 DODGE CHALLENGER, CHARGER, CORONET	
1972-69 DODGE DIPLOMAT, ASPEN, DART		1968-63 DODGE DIPLOMAT, ASPEN, DART	
1976-67 DODGE MONACO, ROYAL MONACO, POLARA, MAGNUM, MIRADA, ST. REGIS, 880		1968-58 DODGE MONACO, ROYAL MONACO, POLARA, MAGNUM, MIRADA, ST. REGIS, 880	
1974-69 PLYMOUTH BARRACUDA		1968-64 PLYMOUTH BARRACUDA	
1975-69 PLYMOUTH BELVEDERE, GTX, ROAD RUNNER, SATELLITE		1968-62 PLYMOUTH BELVEDERE, GTX, ROAD RUNNER, SATELLITE	
1976-67 PLYMOUTH FURY, GRAN FURY, SUBURBAN, SAVOY, VIP		1968-58 PLYMOUTH FURY, GRAN FURY, SUBURBAN, SAVOY, VIP	
1974-69 PLYMOUTH VOLARE, DUSTER, SCAMP, VALIANT		1968-63 PLYMOUTH VOLARE, DUSTER, SCAMP, VALIANT	
<b>722-0102</b>	<b>w/o RESERVOIR</b>	<b>723-0104</b>	<b>w/o RESERVOIR</b>
1974-73 DODGE CHALLENGER, CHARGER, CORONET		1968-65 DODGE CHALLENGER, CHARGER, CORONET	
1976-69 DODGE DIPLOMAT, ASPEN, DART		1968-63 DODGE DIPLOMAT, ASPEN, DART	
1969 PLYMOUTH BARRACUDA		1964-62 DODGE MONACO, ROYAL MONACO, POLARA, MAGNUM, MIRADA, ST. REGIS, 880	
1974-69 PLYMOUTH BELVEDERE, GTX, ROAD RUNNER, SATELLITE		1968-64 PLYMOUTH BARRACUDA	
1973-69 PLYMOUTH FURY, GRAN FURY, SUBURBAN, SAVOY, VIP		1968-62 PLYMOUTH BELVEDERE, GTX, ROAD RUNNER, SATELLITE	
1976-69 PLYMOUTH VOLARE, DUSTER, SCAMP, VALIANT		1964-62 PLYMOUTH FURY, GRAN FURY, SUBURBAN, SAVOY, VIP	
<b>722-2103</b>	<b>w/ RESERVOIR</b>	1968-63 PLYMOUTH VOLARE, DUSTER, SCAMP, VALIANT	
1971-69 CHRYSLER 300			
1976-75 CHRYSLER CORDOBA			

## Power Steering Pumps - Numerical Listing

Part No.	Product Type	Part No.	Product Type
<b>723-0105 w/o RESERVOIR</b>		<b>723-2113 w/ RESERVOIR</b>	
1968-65	DODGE CHALLENGER, CHARGER, CORONET	1966-65	DODGE CHALLENGER, CHARGER, CORONET
1968-63	DODGE DIPLOMAT, ASPEN, DART	1966-63	DODGE DIPLOMAT, ASPEN, DART
1962-61	DODGE LANCER	1966-62	DODGE MONACO, ROYAL MONACO, POLARA, MAGNUM, MIRADA, ST. REGIS, 880
1964-58	DODGE MONACO, ROYAL MONACO, POLARA, MAGNUM, MIRADA, ST. REGIS, 880	1966-64	PLYMOUTH BARRACUDA
1968-64	PLYMOUTH BARRACUDA	1966-62	PLYMOUTH BELVEDERE, GTX, ROAD RUNNER, SATELLITE
1968-62	PLYMOUTH BELVEDERE, GTX, ROAD RUNNER, SATELLITE	1966-62	PLYMOUTH FURY, GRAN FURY, SUBURBAN, SAVOY, VIP
1968-58	PLYMOUTH FURY, GRAN FURY, SUBURBAN, SAVOY, VIP	1966-63	PLYMOUTH VOLARE, DUSTER, SCAMP, VALIANT
1968-63	PLYMOUTH VOLARE, DUSTER, SCAMP, VALIANT	<b>723-2114 w/ RESERVOIR</b>	
<b>723-2106 w/ RESERVOIR</b>		1966-65	DODGE CHALLENGER, CHARGER, CORONET
1966-65	DODGE CHALLENGER, CHARGER, CORONET	1966-63	DODGE DIPLOMAT, ASPEN, DART
1966-63	DODGE DIPLOMAT, ASPEN, DART	1966-64	PLYMOUTH BARRACUDA
1966-64	PLYMOUTH BARRACUDA	1966-62	PLYMOUTH BELVEDERE, GTX, ROAD RUNNER, SATELLITE
1966-62	PLYMOUTH BELVEDERE, GTX, ROAD RUNNER, SATELLITE	1964-62	PLYMOUTH FURY, GRAN FURY, SUBURBAN, SAVOY, VIP
1966-62	PLYMOUTH FURY, GRAN FURY, SUBURBAN, SAVOY, VIP	1966-63	PLYMOUTH VOLARE, DUSTER, SCAMP, VALIANT
1966-63	PLYMOUTH VOLARE, DUSTER, SCAMP, VALIANT	<b>730-0101 w/o RESERVOIR</b>	
<b>723-2107 w/ RESERVOIR</b>		2002-98	CADILLAC COMMERCIAL CHASSIS FUNERAL COACH
1966-65	DODGE CHALLENGER, CHARGER, CORONET	2005-98	CADILLAC DEVILLE, DEVILLE CONCOURS, CALAIS
1966-62	DODGE MONACO, ROYAL MONACO, POLARA, MAGNUM, MIRADA, ST. REGIS, 880	2004-98	CADILLAC SEVILLE
1966-62	PLYMOUTH BELVEDERE, GTX, ROAD RUNNER, SATELLITE	2003-01	OLDSMOBILE AURORA
1966-62	PLYMOUTH FURY, GRAN FURY, SUBURBAN, SAVOY, VIP	2005-04	PONTIAC BONNEVILLE
<b>723-2108 w/ RESERVOIR</b>		<b>730-0102 w/o RESERVOIR</b>	
1968-67	CHRYSLER 300	2002-99	OLDSMOBILE INTRIGUE
1968-67	CHRYSLER FIFTH AVENUE, IMPERIAL, NEWPORT, WINDSOR	<b>730-0104 w/o RESERVOIR</b>	
1968-67	CHRYSLER LHS, NEW YORKER, TOWN & COUNTRY WAGON	2002-97	DODGE TRUCKS R SERIES PICKUP (2WD & 4WD)
1968-67	DODGE MONACO, ROYAL MONACO, POLARA, MAGNUM, MIRADA, ST. REGIS, 880	<b>730-0106 w/o RESERVOIR</b>	
1968-67	PLYMOUTH FURY, GRAN FURY, SUBURBAN, SAVOY, VIP	2004-98	CHRYSLER CONCORDE
<b>723-2109 w/ RESERVOIR</b>		2004-98	CHRYSLER INTREPID (CANADA)
1968-67	DODGE CHALLENGER, CHARGER, CORONET	2004-98	DODGE INTREPID
1968-67	DODGE MONACO, ROYAL MONACO, POLARA, MAGNUM, MIRADA, ST. REGIS, 880	<b>730-0107 w/o RESERVOIR</b>	
1968-67	PLYMOUTH BELVEDERE, GTX, ROAD RUNNER, SATELLITE	2004-00	CHRYSLER 300M
1968-67	PLYMOUTH FURY, GRAN FURY, SUBURBAN, SAVOY, VIP	2004-99	CHRYSLER CONCORDE
<b>723-2110 w/ RESERVOIR</b>		2004-00	CHRYSLER INTREPID (CANADA)
1968-67	DODGE CHALLENGER, CHARGER, CORONET	2001-99	CHRYSLER LHS, NEW YORKER, TOWN & COUNTRY WAGON
1968-67	DODGE DIPLOMAT, ASPEN, DART	2004-00	DODGE INTREPID
1968-67	DODGE MONACO, ROYAL MONACO, POLARA, MAGNUM, MIRADA, ST. REGIS, 880	<b>730-0111 w/o RESERVOIR</b>	
1968-67	PLYMOUTH BARRACUDA	2010-03	CHRYSLER PT CRUISER
1968-67	PLYMOUTH BELVEDERE, GTX, ROAD RUNNER, SATELLITE	2005-03	DODGE NEON, SRT-4
1968-67	PLYMOUTH FURY, GRAN FURY, SUBURBAN, SAVOY, VIP	<b>730-0113 w/o RESERVOIR</b>	
1968-67	PLYMOUTH VOLARE, DUSTER, SCAMP, VALIANT	1999	CHRYSLER 300M
<b>723-2111 w/ RESERVOIR</b>		1998	CHRYSLER CONCORDE
1968-67	DODGE CHALLENGER, CHARGER, CORONET	1999-98	CHRYSLER INTREPID (CANADA)
1968-67	DODGE DIPLOMAT, ASPEN, DART	1998	CHRYSLER LHS, NEW YORKER, TOWN & COUNTRY WAGON
1968-67	PLYMOUTH BARRACUDA	1999-98	DODGE INTREPID
1968-67	PLYMOUTH BELVEDERE, GTX, ROAD RUNNER, SATELLITE	<b>730-0114 w/o RESERVOIR</b>	
1968-67	PLYMOUTH VOLARE, DUSTER, SCAMP, VALIANT	2002-01	OLDSMOBILE AURORA
<b>723-2112 w/ RESERVOIR</b>		<b>730-0115 w/o RESERVOIR</b>	
1968-67	DODGE CHALLENGER, CHARGER, CORONET	2006-05	PONTIAC GTO
1968-67	DODGE DIPLOMAT, ASPEN, DART	<b>730-0116 w/o RESERVOIR</b>	
1968-67	PLYMOUTH BARRACUDA	2004	PONTIAC GTO
1968-67	PLYMOUTH BELVEDERE, GTX, ROAD RUNNER, SATELLITE	<b>730-0117 w/o RESERVOIR</b>	
1968-67	PLYMOUTH FURY, GRAN FURY, SUBURBAN, SAVOY, VIP	2010-06	HUMMER TRUCKS H3
1968-67	PLYMOUTH VOLARE, DUSTER, SCAMP, VALIANT	<b>730-0118 w/o RESERVOIR</b>	
		2007	CHEVROLET/GMC TRUCKS SIERRA CLASSIC SERIES PICKUP (2WD & 4WD)



## Power Steering Pumps - Numerical Listing

Part No.	Product Type	Part No.	Product Type
<b>730-0118 (Cont'd)</b>	<b>w/o RESERVOIR</b>	<b>730-0141</b>	<b>w/o RESERVOIR</b>
2006-01 CHEVROLET/GMC TRUCKS SIERRA PICKUP (2WD & 4WD)		2014-11 CHEVROLET/GMC TRUCKS SIERRA DENALI	
2007 CHEVROLET/GMC TRUCKS SILVERADO CLASSIC SERIES PICKUP (2WD & 4WD)		2014-11 CHEVROLET/GMC TRUCKS SIERRA PICKUP (2WD & 4WD) HD	
2006-01 CHEVROLET/GMC TRUCKS SILVERADO PICKUP (2WD & 4WD)		2012-11 CHEVROLET/GMC TRUCKS SIERRA PICKUP (2WD & 4WD)	
<b>730-0119</b>	<b>w/o RESERVOIR</b>	2014-11 CHEVROLET/GMC TRUCKS SILVERADO PICKUP (2WD & 4WD) HD	
2009-06 PONTIAC SOLSTICE		2012-11 CHEVROLET/GMC TRUCKS SILVERADO PICKUP (2WD & 4WD)	
2010-07 SATURN SKY		2014-11 CHEVROLET/GMC TRUCKS SILVERADO SS	
<b>730-0120</b>	<b>w/o RESERVOIR</b>	<b>730-0142</b>	<b>w/o RESERVOIR</b>
2009-04 CADILLAC XLR		2012 CHEVROLET CAPRICE, IMPALA, IMPALA SS	
<b>730-0121</b>	<b>w/o RESERVOIR</b>	<b>730-0143</b>	<b>w/o RESERVOIR</b>
2006-04 BUICK TRUCKS RENDEZVOUS		2014-11 CHEVROLET/GMC TRUCKS SIERRA DENALI	
2012-08 CHEVROLET MALIBU, CHEVELLE, LAGUNA		2012-11 CHEVROLET/GMC TRUCKS SIERRA PICKUP (2WD & 4WD) HD	
2009-07 PONTIAC G6		2012-11 CHEVROLET/GMC TRUCKS SIERRA PICKUP (2WD & 4WD)	
2009-07 SATURN AURA		2012-11 CHEVROLET/GMC TRUCKS SILVERADO PICKUP (2WD & 4WD) HD	
<b>730-0122</b>	<b>w/o RESERVOIR</b>	2012-11 CHEVROLET/GMC TRUCKS SILVERADO PICKUP (2WD & 4WD)	
2007-04 CADILLAC CTS		2014-11 CHEVROLET/GMC TRUCKS SILVERADO SS	
<b>730-0123</b>	<b>w/o RESERVOIR</b>	<b>730-0144</b>	<b>w/o RESERVOIR</b>
2009-04 CADILLAC TRUCKS SRX		2014-12 CHEVROLET CAPRICE, IMPALA, IMPALA SS	
<b>730-0124</b>	<b>w/o RESERVOIR</b>	<b>730-0145</b>	<b>w/o RESERVOIR</b>
2007-04 CADILLAC CTS		2013-11 BUICK REGAL (Exc. Somerset, Somerset Regal)	
<b>730-0125</b>	<b>w/o RESERVOIR</b>	<b>730-0146</b>	<b>w/o RESERVOIR</b>
2011-05 CADILLAC STS		2014-10 CHEVROLET/GMC TRUCKS EQUINOX	
<b>730-0126</b>	<b>w/o RESERVOIR</b>	2014-10 CHEVROLET/GMC TRUCKS TERRAIN	
2010-05 CADILLAC STS		<b>730-2108</b>	<b>w/ RESERVOIR</b>
<b>730-0127</b>	<b>w/o RESERVOIR</b>	2002-97 DODGE TRUCKS R SERIES PICKUP (2WD & 4WD)	
2014-08 BUICK TRUCKS ENCLAVE		<b>730-26101</b>	<b>w/ RESERVOIR</b>
2014-07 CHEVROLET/GMC TRUCKS ACADIA		2002-98 CADILLAC COMMERCIAL CHASSIS FUNERAL COACH	
2009-08 CHEVROLET/GMC TRUCKS EQUINOX		2005-98 CADILLAC DEVILLE, DEVILLE CONCOURS, CALAIS	
2014-09 CHEVROLET/GMC TRUCKS TRAVERSE		2004-98 CADILLAC SEVILLE	
2009-08 PONTIAC TRUCKS TORRENT		2003-01 OLDSMOBILE AURORA	
2010-07 SATURN TRUCKS OUTLOOK		2005-04 PONTIAC BONNEVILLE	
2010-08 SATURN TRUCKS VUE		<b>730-27101</b>	<b>w/ RESERVOIR</b>
2009-07 SUZUKI TRUCKS XL-7		2000-99 OLDSMOBILE INTRIGUE	
<b>730-0128</b>	<b>w/o RESERVOIR</b>	<b>730-31114</b>	<b>w/ RESERVOIR</b>
2009-06 CADILLAC XLR		2002-01 OLDSMOBILE AURORA	
<b>730-0129</b>	<b>w/o RESERVOIR</b>	<b>731-0108</b>	<b>w/o RESERVOIR</b>
2011 CHEVROLET CAPRICE, IMPALA, IMPALA SS		2000-96 CHRYSLER TRUCKS TOWN & COUNTRY VAN	
2009-08 PONTIAC G8		2000 CHRYSLER TRUCKS VOYAGER, GRAND VOYAGER	
<b>730-0131</b>	<b>w/o RESERVOIR</b>	2000-96 DODGE TRUCKS CARAVAN, GRAND CARAVAN, MINI RAM, ROYAL MINI RAM	
2014-08 CADILLAC CTS		1981-80 DODGE OMNI	
<b>730-0132</b>	<b>w/o RESERVOIR</b>	2000-96 PLYMOUTH TRUCKS VOYAGER, GRAND VOYAGER	
2014-08 CADILLAC CTS		1985-80 RENAULT FUEGO, SPORTWAGON, 18i	
<b>730-0133</b>	<b>w/o RESERVOIR</b>	1987-79 VOLVO 240, 260 SERIES (Includes DL, GL, GLE, GLT)	
1998-97 CHEVROLET/GMC TRUCKS S SERIES BLAZER, JIMMY, PICKUP (Including Sonoma, Syclone & Typhoon)		1987-84 VOLVO 740, 760 SERIES	
<b>730-0135</b>	<b>w/o RESERVOIR</b>	<b>731-0109</b>	<b>w/o RESERVOIR</b>
2006 HUMMER TRUCKS H1		1980 OLDSMOBILE STARFIRE, JETSTAR 1	
<b>730-0136</b>	<b>w/o RESERVOIR</b>	1980 PONTIAC SUNBIRD, ASTRE, J2000	
1994-92 AM GENERAL TRUCKS HUMMER		<b>731-0110</b>	<b>w/o RESERVOIR</b>
<b>730-0137</b>	<b>w/o RESERVOIR</b>	1990 CHRYSLER TRUCKS TOWN & COUNTRY VAN	
2012-09 CHEVROLET/GMC TRUCKS COLORADO, CANYON		1993-84 CHRYSLER DAYTONA (Canada)	
2010-08 HUMMER TRUCKS H3		1992-89 CHRYSLER DYNASTY (Canada)	
<b>730-0140</b>	<b>w/o RESERVOIR</b>	1986-83 CHRYSLER E-CLASS, EXECUTIVE, SEDAN & LIMOUSINE	
2008 SATURN TRUCKS VUE		1986-84 CHRYSLER LASER	
		1995-82 CHRYSLER LEBARON (Exc. GTC, GTS)	

## Power Steering Pumps - Numerical Listing

Part No.	Product Type	Part No.	Product Type
<b>731-0110 (Cont'd) w/o RESERVOIR</b>		<b>731-0116 (Cont'd) w/o RESERVOIR</b>	
1991-85	CHRYSLER LEBARON GTC, GTS	1995-93	CHEVROLET CAMARO
1990-82	CHRYSLER LHS, NEW YORKER, TOWN & COUNTRY WAGON	1987-80	DODGE TRUCKS D, W SERIES PICKUP (2WD & 4WD)
1990	CHRYSLER TC MASERATI	1991-86	DODGE TRUCKS DAKOTA
1995-89	DODGE TRUCKS CARAVAN, GRAND CARAVAN, MINI RAM, ROYAL MINI RAM	1987-80	DODGE TRUCKS RAMCHARGER
1989-83	DODGE ARIES, 400, 600	1995-93	PONTIAC FIREBIRD, TRANS AM
1987-83	DODGE CHALLENGER, CHARGER, CORONET	<b>731-0117 w/o RESERVOIR</b>	
1993-83	DODGE DAYTONA	2004-03	CHEVROLET/GMC TRUCKS EXPRESS, SAVANA
1993-89	DODGE DYNASTY	1995-87	CHEVROLET/GMC TRUCKS S SERIES BLAZER, JIMMY, PICKUP (Including Sonoma, Syclone & Typhoon)
1989-85	DODGE LANCER	1994-91	OLDSMOBILE TRUCKS BRAVADA
1990-89	DODGE OMNI	<b>731-0118 w/o RESERVOIR</b>	
1994-86	DODGE SHADOW	1988-84	AMERICAN MOTORS EAGLE, AMX, CONCORD, GREMLIN, HORNET, MATADOR, PACER, SPIRIT
1995-89	DODGE SPIRIT	1990-80	BUICK LESABRE, ESTATE WAGON
1995-89	PLYMOUTH TRUCKS VOYAGER, GRAND VOYAGER	1987-80	BUICK PARK AVENUE, ELECTRA
1995-89	PLYMOUTH ACCLAIM	1987-80	BUICK REGAL (Exc. Somerset, Somerset Regal)
1988-85	PLYMOUTH CARAVELLE	1985-80	BUICK RIVIERA
1990-80	PLYMOUTH HORIZON, TURISMO	1993-91	BUICK ROADMASTER
1989-83	PLYMOUTH RELIANT	2006-02	CADILLAC TRUCKS ESCALADE (Includes ESV, EXT)
1994-86	PLYMOUTH SUNDANCE	1993-91	CADILLAC COMMERCIAL CHASSIS FUNERAL COACH
<b>731-0111 w/o RESERVOIR</b>		1993-86	CADILLAC FLEETWOOD SERIES
1986-82	BUICK CENTURY	2006-02	CHEVROLET/GMC TRUCKS AVALANCHE 1500
1985-81	BUICK SKYLARK, APOLLO, GRAN SPORT, SPECIAL, SPORTWAGON	1996-82	CHEVROLET/GMC TRUCKS C, K SERIES PICKUP (2WD & 4WD)
1986-82	CHEVROLET CELEBRITY	1988-80	CHEVROLET/GMC TRUCKS EL CAMINO, CABALLERO, SPRINT
1985-81	CHEVROLET CITATION	2014-96	CHEVROLET/GMC TRUCKS EXPRESS, SAVANA
1986-82	OLDSMOBILE CIERA, CUTLASS CIERA	1999-80	CHEVROLET/GMC TRUCKS P SERIES
1984-81	OLDSMOBILE OMEGA	1990-87	CHEVROLET/GMC TRUCKS R, V SERIES PICKUP (2WD & 4WD)
1986-82	PONTIAC 6000	1985-82	CHEVROLET/GMC TRUCKS S SERIES BLAZER, JIMMY, PICKUP (Including Sonoma, Syclone & Typhoon)
1984-81	PONTIAC PHOENIX, VENTURA, VENTURA II	2007	CHEVROLET/GMC TRUCKS SIERRA CLASSIC SERIES PICKUP (2WD & 4WD)
<b>731-0112 w/o RESERVOIR</b>		2006-99	CHEVROLET/GMC TRUCKS SIERRA PICKUP (2WD & 4WD)
1995-90	CHRYSLER TRUCKS TOWN & COUNTRY VAN	2007	CHEVROLET/GMC TRUCKS SILVERADO CLASSIC SERIES PICKUP (2WD & 4WD)
1995-90	DODGE TRUCKS CARAVAN, GRAND CARAVAN, MINI RAM, ROYAL MINI RAM	2006-99	CHEVROLET/GMC TRUCKS SILVERADO PICKUP (2WD & 4WD)
1995-90	PLYMOUTH TRUCKS VOYAGER, GRAND VOYAGER	2006-85	CHEVROLET/GMC TRUCKS SUBURBAN, YUKON XL, YUKON DENALI XL
<b>731-0113 w/o RESERVOIR</b>		2006-92	CHEVROLET/GMC TRUCKS TAHOE, YUKON, YUKON DENALI, BLAZER (Full Size), JIMMY (Full Size)
1990-81	SAAB 900	2003	CHEVROLET/GMC TRUCKS YUKON DENALI XL
<b>731-0114 w/o RESERVOIR</b>		2003	CHEVROLET/GMC TRUCKS YUKON DENALI
1990-86	DODGE TRUCKS DAKOTA	1981-80	CHEVROLET BEL AIR, BISCAYNE, BROOKWOOD, KINGSWOOD, TOWNSMAN
1984-79	VOLVO 240, 260 SERIES (Includes DL, GL, GLE, GLT)	1981-80	CHEVROLET CAMARO
1983	VOLVO 740, 760 SERIES	1993-80	CHEVROLET CAPRICE, IMPALA, IMPALA SS
<b>731-0115 w/o RESERVOIR</b>		1982	CHEVROLET CORVETTE
1986-82	BUICK CENTURY	1988-82	CHEVROLET MONTE CARLO
1985-81	BUICK SKYLARK, APOLLO, GRAN SPORT, SPECIAL, SPORTWAGON	1988-80	DODGE TRUCKS B SERIES VAN
2005-96	CHEVROLET/GMC TRUCKS S SERIES BLAZER, JIMMY, PICKUP (Including Sonoma, Syclone & Typhoon)	1993-84	DODGE TRUCKS D, W SERIES PICKUP (2WD & 4WD)
2001-98	CHEVROLET/GMC TRUCKS TRAILBLAZER, ENVOY	2003-01	DODGE TRUCKS DAKOTA
1986-82	CHEVROLET CELEBRITY	2003-01	DODGE TRUCKS DURANGO
1985-81	CHEVROLET CITATION	1988-84	DODGE TRUCKS RAMCHARGER
2000-97	ISUZU TRUCKS HOMBRE, PICKUP	1989-88	EAGLE MEDALLION
2001-96	OLDSMOBILE TRUCKS BRAVADA	1985-84	JEEP CHEROKEE
1986-82	OLDSMOBILE CIERA, CUTLASS CIERA	1986-83	JEEP CJ5, CJ6, CJ7, DISPATCHER (DJ), JEEPSTER, COMMANDO, UNIVERSAL (CJ),
1984-81	OLDSMOBILE OMEGA	1985-83	JEEP SCRAMBLER
1986-82	PONTIAC 6000	1985-84	JEEP WAGONEER
1984-81	PONTIAC PHOENIX, VENTURA, VENTURA II	1990-87	JEEP WRANGLER
<b>731-0116 w/o RESERVOIR</b>			
1985-82	CHEVROLET/GMC TRUCKS S SERIES BLAZER, JIMMY, PICKUP (Including Sonoma, Syclone & Typhoon)		

## Power Steering Pumps - Numerical Listing

Part No.	Product Type	Part No.	Product Type
<b>731-0118 (Cont'd)</b>	<b>w/o RESERVOIR</b>	<b>731-0125 (Cont'd)</b>	<b>w/o RESERVOIR</b>
1990-87	JEEP YJ (Canada)	2007	CHEVROLET/GMC TRUCKS SIERRA CLASSIC SERIES PICKUP (2WD & 4WD)
1992-80	OLDSMOBILE 88, DELTA 88, LSS, REGENCY, CUSTOM CRUISER	2007	CHEVROLET/GMC TRUCKS SIERRA DENALI CLASSIC
1984-80	OLDSMOBILE 98 REGENCY	2013-02	CHEVROLET/GMC TRUCKS SIERRA DENALI
1988-80	OLDSMOBILE CUTLASS, CUTLASS SUPREME, F-85, 4-4-2, JETFIRE, VISTA CRUISER	2010-01	CHEVROLET/GMC TRUCKS SIERRA PICKUP (2WD & 4WD) HD
1985-80	OLDSMOBILE TORONADO, TROFEO	2013-99	CHEVROLET/GMC TRUCKS SIERRA PICKUP (2WD & 4WD)
1986-80	PONTIAC BONNEVILLE	2007	CHEVROLET/GMC TRUCKS SILVERADO CLASSIC SERIES PICKUP (2WD & 4WD) HD
1989-80	PONTIAC CATALINA, GRAND SAFARI, SAFARI	2007	CHEVROLET/GMC TRUCKS SILVERADO CLASSIC SERIES PICKUP (2WD & 4WD)
1987-80	PONTIAC GRAND PRIX	2007	CHEVROLET/GMC TRUCKS SILVERADO CLASSIC SS
1981-80	PONTIAC LAURENTIAN (Canada)	2010-01	CHEVROLET/GMC TRUCKS SILVERADO PICKUP (2WD & 4WD) HD
1986-80	PONTIAC PARISIENNE	2013-99	CHEVROLET/GMC TRUCKS SILVERADO PICKUP (2WD & 4WD)
<b>731-0119</b>	<b>w/o RESERVOIR</b>	2013-02	CHEVROLET/GMC TRUCKS SILVERADO SS
1985-82	BUICK CENTURY	2014-80	CHEVROLET/GMC TRUCKS SUBURBAN, YUKON XL, YUKON DENALI XL
1985	BUICK PARK AVENUE, ELECTRA	2013-80	CHEVROLET/GMC TRUCKS TAHOE, YUKON, YUKON DENALI, BLAZER (Full Size), JIMMY (Full Size)
1985	OLDSMOBILE 98 REGENCY	2009-01	CHEVROLET/GMC TRUCKS YUKON DENALI XL
1985-82	OLDSMOBILE CIERA, CUTLASS CIERA	2009-99	CHEVROLET/GMC TRUCKS YUKON DENALI
<b>731-0120</b>	<b>w/o RESERVOIR</b>	1984-82	CHEVROLET CAMARO
1986-85	CHEVROLET/GMC TRUCKS G SERIES VAN	1980	CHEVROLET CITATION
<b>731-0121</b>	<b>w/o RESERVOIR</b>	2003-80	DODGE TRUCKS B SERIES VAN
1984-80	CHEVROLET/GMC TRUCKS G SERIES VAN	2002-94	DODGE TRUCKS R SERIES PICKUP (2WD & 4WD)
1994-82	CHEVROLET/GMC TRUCKS P SERIES	1986-80	FORD TRUCKS - MEDIUM DUTY B, F SERIES
<b>731-0122</b>	<b>w/o RESERVOIR</b>	1986-84	FORD TRUCKS - MEDIUM DUTY C, CT SERIES
1990-87	CADILLAC FLEETWOOD SERIES	1986-84	FORD TRUCKS - MEDIUM DUTY L, LN, LNT, LT, LTS SERIES
<b>731-0123</b>	<b>w/o RESERVOIR</b>	2006-80	FORD TRUCKS E SERIES VAN (Includes Super Duty)
1994-91	ISUZU TRUCKS HOMBRE, PICKUP	2004-02	HUMMER TRUCKS H1
1992-91	ISUZU TRUCKS RODEO	2009-03	HUMMER TRUCKS H2
1991-89	ISUZU TRUCKS TROOPER, TROOPER II	1983-80	IHC TRUCKS SCOUT II, TERRA, TRAVELLER
1991-89	PASSPORT TRUCKS TROOPER II (Canada)	1986-80	JEEP CHEROKEE
<b>731-0124</b>	<b>w/o RESERVOIR</b>	1982-80	JEEP CJ5, CJ6, CJ7, DISPATCHER (DJ), JEEPSTER, COMMANDO, UNIVERSAL (CJ),
1993-90	DODGE TRUCKS D, W SERIES PICKUP (2WD & 4WD)	1986	JEEP COMANCHE
1996-94	DODGE TRUCKS R SERIES PICKUP (2WD & 4WD)	1991-80	JEEP GRAND WAGONEER
<b>731-0125</b>	<b>w/o RESERVOIR</b>	1988-80	JEEP J SERIES PICKUP, GLADIATOR
2001-95	AM GENERAL TRUCKS HUMMER	1982-81	JEEP SCRAMBLER
1988-80	AMERICAN MOTORS EAGLE, AMX, CONCORD, GREMLIN, HORNET, MATADOR, PACER, SPIRIT	1986-80	JEEP WAGONEER
1980	BUICK SKYLARK, APOLLO, GRAN SPORT, SPECIAL, SPORTWAGON	1980	OLDSMOBILE OMEGA
2014-99	CADILLAC TRUCKS ESCALADE (Includes ESV, EXT)	1983-80	PLYMOUTH TRUCKS PB SERIES VAN
1984-80	CADILLAC COMMERCIAL CHASSIS FUNERAL COACH	1981	PONTIAC CATALINA, GRAND SAFARI, SAFARI
1984-80	CADILLAC DEVILLE, DEVILLE CONCOURS, CALAIS	1984-82	PONTIAC FIREBIRD, TRANS AM
1981-80	CADILLAC ELDORADO	1981	PONTIAC GRAND PRIX
1990-80	CADILLAC FLEETWOOD SERIES	1981	PONTIAC LEMANS, GTO, TEMPEST (Exc. Canada)
1981-80	CADILLAC SEVILLE	1980	PONTIAC PHOENIX, VENTURA, VENTURA II
2005-87	CHEVROLET/GMC TRUCKS ASTRO, SAFARI MINI VAN	<b>731-0126</b>	<b>w/o RESERVOIR</b>
2013-02	CHEVROLET/GMC TRUCKS AVALANCHE 1500	1993-89	DODGE TRUCKS D, W SERIES PICKUP (2WD & 4WD)
2006-02	CHEVROLET/GMC TRUCKS AVALANCHE 2500	<b>731-0127</b>	<b>w/o RESERVOIR</b>
2002-80	CHEVROLET/GMC TRUCKS C, K SERIES PICKUP (2WD & 4WD)	1981-80	BUICK CENTURY
2002-96	CHEVROLET/GMC TRUCKS EXPRESS, SAVANA	1985-80	BUICK LESABRE, ESTATE WAGON
1996-80	CHEVROLET/GMC TRUCKS G SERIES VAN	1984-80	BUICK PARK AVENUE, ELECTRA
1999-80	CHEVROLET/GMC TRUCKS P SERIES	1987-80	BUICK REGAL (Exc. Somerset, Somerset Regal)
1991-87	CHEVROLET/GMC TRUCKS R, V SERIES PICKUP (2WD & 4WD)	1985-80	BUICK RIVIERA
1994-83	CHEVROLET/GMC TRUCKS S SERIES BLAZER, JIMMY, PICKUP (Including Sonoma, Syclone & Typhoon)	1980	BUICK SKYHAWK
2007	CHEVROLET/GMC TRUCKS SIERRA CLASSIC SERIES PICKUP (2WD & 4WD) HD	1980	BUICK SKYLARK, APOLLO, GRAN SPORT, SPECIAL, SPORTWAGON
		1982-80	CADILLAC DEVILLE, DEVILLE CONCOURS, CALAIS

## Power Steering Pumps - Numerical Listing

Part No.	Product Type	Part No.	Product Type
<b>731-0127 (Cont'd) w/o RESERVOIR</b>		<b>731-0127 (Cont'd) w/o RESERVOIR</b>	
1985-80	CADILLAC ELDORADO	1980	PONTIAC SUNBIRD, ASTRE, J2000
1982-80	CADILLAC FLEETWOOD SERIES	1983-81	VOLKSWAGEN TRUCKS RABBIT PICKUP
1985-80	CADILLAC SEVILLE	1984-82	VOLKSWAGEN JETTA
1987-80	CHEVROLET/GMC TRUCKS EL CAMINO, CABALLERO, SPRINT	1984-81	VOLKSWAGEN RABBIT, RABBIT CONVERTIBLE
1993-81	CHEVROLET/GMC TRUCKS P SERIES	1983-82	VOLKSWAGEN SCIROCCO
1986-82	CHEVROLET/GMC TRUCKS S SERIES BLAZER, JIMMY, PICKUP (Including Sonoma, Syclone & Typhoon)	<b>731-0128 w/o RESERVOIR</b>	
1981-80	CHEVROLET BEL AIR, BISCAYNE, BROOKWOOD, KINGSWOOD, TOWNSMAN	1980	CHEVROLET MONZA
1992-80	CHEVROLET CAMARO	1993-91	CHRYSLER DAYTONA (Canada)
1985-80	CHEVROLET CAPRICE, IMPALA, IMPALA SS	1988	CHRYSLER DYNASTY (Canada)
1980	CHEVROLET CITATION	1986-83	CHRYSLER E-CLASS, EXECUTIVE, SEDAN & LIMOUSINE
1981-80	CHEVROLET CORVETTE	1995-82	CHRYSLER LEBARON (Exc. GTC, GTS)
1983-80	CHEVROLET MALIBU, CHEVELLE, LAGUNA	1991	CHRYSLER LEBARON GTC, GTS
1987-80	CHEVROLET MONTE CARLO	1988-82	CHRYSLER LHS, NEW YORKER, TOWN & COUNTRY WAGON
1980	CHEVROLET MONZA	1991	CHRYSLER TC MASERATI
1981-80	CHRYSLER TRUCKS - MEDIUM DUTY D400-700	1988-84	DODGE TRUCKS CARAVAN, GRAND CARAVAN, MINI RAM, ROYAL MINI RAM
1983-80	CHRYSLER CORDOBA	1995-91	DODGE TRUCKS DAKOTA
1989-80	CHRYSLER FIFTH AVENUE, IMPERIAL, NEWPORT, WINDSOR	1984-82	DODGE TRUCKS RAMPAGE
1981-80	CHRYSLER LEBARON (Exc. GTC, GTS)	1988-81	DODGE ARIES, 400, 600
1981-80	CHRYSLER LHS, NEW YORKER, TOWN & COUNTRY WAGON	1987-83	DODGE CHALLENGER, CHARGER, CORONET
1981-80	DODGE TRUCKS - MEDIUM DUTY D400-700	1993-91	DODGE DAYTONA
1996-85	DODGE TRUCKS B SERIES VAN	1988	DODGE DYNASTY
1993-86	DODGE TRUCKS D, W SERIES PICKUP (2WD & 4WD)	1985-84	DODGE MONACO, ROYAL MONACO, POLARA, MAGNUM, MIRADA, ST. REGIS, 880
2000-92	DODGE TRUCKS DAKOTA	1988-82	DODGE OMNI
2000-98	DODGE TRUCKS DURANGO	1992-91	DODGE SHADOW
1983-80	DODGE TRUCKS M300 MOTOR HOME	1994-91	DODGE SPIRIT
1993-86	DODGE TRUCKS RAMCHARGER	1984-81	NISSAN/DATSUN MAXIMA, 810
1989-80	DODGE DIPLOMAT, ASPEN, DART	1983	PLYMOUTH TRUCKS SCAMP PICKUP
1983-80	DODGE MONACO, ROYAL MONACO, POLARA, MAGNUM, MIRADA, ST. REGIS, 880	1988-84	PLYMOUTH TRUCKS VOYAGER, GRAND VOYAGER
1986-84	JEEP CHEROKEE	1994-91	PLYMOUTH ACCLAIM
1986-84	JEEP CJ5, CJ6, CJ7, DISPATCHER (DJ), JEEPSTER, COMMANDO, UNIVERSAL (CJ),	1988-85	PLYMOUTH CARAVELLE
1986	JEEP COMANCHE	1988-82	PLYMOUTH HORIZON, TURISMO
1985-84	JEEP SCRAMBLER	1988-81	PLYMOUTH RELIANT
1986-84	JEEP WAGONEER	1992-91	PLYMOUTH SUNDANCE
1985-80	OLDSMOBILE 88, DELTA 88, LSS, REGENCY, CUSTOM CRUISER	1980-79	SAAB 900
1983-81	OLDSMOBILE 98 REGENCY	1990-85	VOLVO 740, 760 SERIES
1987-80	OLDSMOBILE CUTLASS, CUTLASS SUPREME, F-85, 4-4-2, JETFIRE, VISTA CRUISER	1990-87	VOLVO 780 SERIES
1980	OLDSMOBILE OMEGA	<b>731-2130 w/ RESERVOIR</b>	
1980	OLDSMOBILE STARFIRE, JETSTAR 1	1980	CHEVROLET MONZA
1985-80	OLDSMOBILE TORONADO, TROFEO	<b>731-2131 w/ RESERVOIR</b>	
1986-80	PEUGEOT 505	1981-80	BUICK CENTURY
1983-80	PLYMOUTH TRUCKS PB SERIES VAN	1982-81	BUICK LESABRE, ESTATE WAGON
1983-80	PLYMOUTH TRUCKS TRAIL DUSTER	1987-80	BUICK REGAL (Exc. Somerset, Somerset Regal)
1989-81	PLYMOUTH CARAVELLE	1988-80	CHEVROLET/GMC TRUCKS EL CAMINO, CABALLERO, SPRINT
1989-80	PLYMOUTH FURY, GRAN FURY, SUBURBAN, SAVOY, VIP	1981-80	CHEVROLET BEL AIR, BISCAYNE, BROOKWOOD, KINGSWOOD, TOWNSMAN
1980	PLYMOUTH VOLARE, DUSTER, SCAMP, VALIANT	1981-80	CHEVROLET CAMARO
1986-80	PONTIAC BONNEVILLE	1988-80	CHEVROLET CAPRICE, IMPALA, IMPALA SS
1981-80	PONTIAC CATALINA, GRAND SAFARI, SAFARI	1983-80	CHEVROLET MALIBU, CHEVELLE, LAGUNA
1992-80	PONTIAC FIREBIRD, TRANS AM	1988-80	CHEVROLET MONTE CARLO
1980	PONTIAC GRAND AM	1982-81	OLDSMOBILE 88, DELTA 88, LSS, REGENCY, CUSTOM CRUISER
1987-80	PONTIAC GRAND PRIX	1987-80	OLDSMOBILE CUTLASS, CUTLASS SUPREME, F-85, 4-4-2, JETFIRE, VISTA CRUISER
1981-80	PONTIAC LAURENTIAN (Canada)	1986-81	PONTIAC BONNEVILLE
1981-80	PONTIAC LEMANS, GTO, TEMPEST (Exc. Canada)	1981-80	PONTIAC CATALINA, GRAND SAFARI, SAFARI
1985-80	PONTIAC PARISIENNE	1981-80	PONTIAC FIREBIRD, TRANS AM
1980	PONTIAC PHOENIX, VENTURA, VENTURA II	1980	PONTIAC GRAND AM

## Power Steering Pumps - Numerical Listing

Part No.	Product Type	Part No.	Product Type
<b>731-2131 (Cont'd)</b>	<b>w/ RESERVOIR</b>	<b>731-2140 (Cont'd)</b>	<b>w/ RESERVOIR</b>
1987-80	PONTIAC GRAND PRIX	1986	JEEP WAGONEER
1981-80	PONTIAC LAURENTIAN (Canada)	<b>731-2141</b>	<b>w/ RESERVOIR</b>
1981-80	PONTIAC LEMANS, GTO, TEMPEST (Exc. Canada)	1987-85	CHEVROLET CAMARO
1986-80	PONTIAC PARISIENNE	1987-85	PONTIAC FIREBIRD, TRANS AM
<b>731-2132</b>	<b>w/ RESERVOIR</b>	<b>731-2142</b>	<b>w/ RESERVOIR</b>
1980	BUICK LESABRE, ESTATE WAGON	1989-88	CHEVROLET/GMC TRUCKS C, K SERIES PICKUP (2WD & 4WD)
1980	BUICK PARK AVENUE, ELECTRA	<b>731-2143</b>	<b>w/ RESERVOIR</b>
1984-80	BUICK RIVIERA	1993-91	CHRYSLER DAYTONA (Canada)
1982-81	CADILLAC ELDORADO	1988	CHRYSLER DYNASTY (Canada)
1982-81	CADILLAC SEVILLE	1986-83	CHRYSLER E-CLASS, EXECUTIVE, SEDAN & LIMOUSINE
1985-81	OLDSMOBILE TORONADO, TROFEO	1995-82	CHRYSLER LEBARON (Exc. GTC, GTS)
1980	PONTIAC BONNEVILLE	1991	CHRYSLER LEBARON GTC, GTS
1980	PONTIAC CATALINA, GRAND SAFARI, SAFARI	1988-82	CHRYSLER LHS, NEW YORKER, TOWN & COUNTRY WAGON
<b>731-2133</b>	<b>w/ RESERVOIR</b>	1991	CHRYSLER TC MASERATI
1980	CADILLAC ELDORADO	1988-84	DODGE TRUCKS CARAVAN, GRAND CARAVAN, MINI RAM, ROYAL MINI RAM
1990-87	CADILLAC FLEETWOOD SERIES	1984-82	DODGE TRUCKS RAMPAGE
1980	CADILLAC SEVILLE	1988-81	DODGE ARIES, 400, 600
1981	PONTIAC CATALINA, GRAND SAFARI, SAFARI	1987-83	DODGE CHALLENGER, CHARGER, CORONET
<b>731-2134</b>	<b>w/ RESERVOIR</b>	1993-91	DODGE DAYTONA
1990-80	BUICK LESABRE, ESTATE WAGON	1988	DODGE DYNASTY
1987-80	BUICK PARK AVENUE, ELECTRA	1985-84	DODGE MONACO, ROYAL MONACO, POLARA, MAGNUM, MIRADA, ST. REGIS, 880
1987-86	BUICK REGAL (Exc. Somerset, Somerset Regal)	1988-82	DODGE OMNI
1985-80	BUICK RIVIERA	1992-91	DODGE SHADOW
1987-86	CADILLAC FLEETWOOD SERIES	1994-91	DODGE SPIRIT
1990-86	CHEVROLET CAPRICE, IMPALA, IMPALA SS	1983	PLYMOUTH TRUCKS SCAMP PICKUP
1990-80	OLDSMOBILE 88, DELTA 88, LSS, REGENCY, CUSTOM CRUISER	1988-84	PLYMOUTH TRUCKS VOYAGER, GRAND VOYAGER
1984-80	OLDSMOBILE 98 REGENCY	1994-91	PLYMOUTH ACCLAIM
1988-80	OLDSMOBILE CUTLASS, CUTLASS SUPREME, F-85, 4-4-2, JETFIRE, VISTA CRUISER	1988-85	PLYMOUTH CARAVELLE
1985-80	OLDSMOBILE TORONADO, TROFEO	1988-82	PLYMOUTH HORIZON, TURISMO
1981-80	PONTIAC BONNEVILLE	1988-81	PLYMOUTH RELIANT
1989-80	PONTIAC CATALINA, GRAND SAFARI, SAFARI	1992-91	PLYMOUTH SUNDANCE
1986	PONTIAC PARISIENNE	<b>731-2144</b>	<b>w/ RESERVOIR</b>
<b>731-2135</b>	<b>w/ RESERVOIR</b>	1995-88	CHEVROLET/GMC TRUCKS S SERIES BLAZER, JIMMY, PICKUP (Including Sonoma, Syclone & Typhoon)
1984-81	NISSAN/DATSUN MAXIMA, 810	1994-91	OLDSMOBILE TRUCKS BRAVADA
<b>731-2136</b>	<b>w/ RESERVOIR</b>	<b>731-2145</b>	<b>w/ RESERVOIR</b>
1993-87	CHEVROLET/GMC TRUCKS S SERIES BLAZER, JIMMY, PICKUP (Including Sonoma, Syclone & Typhoon)	1984-83	CHEVROLET/GMC TRUCKS S SERIES BLAZER, JIMMY, PICKUP (Including Sonoma, Syclone & Typhoon)
<b>731-2137</b>	<b>w/ RESERVOIR</b>	<b>731-2146</b>	<b>w/ RESERVOIR</b>
1985-82	CHEVROLET/GMC TRUCKS S SERIES BLAZER, JIMMY, PICKUP (Including Sonoma, Syclone & Typhoon)	1983-80	CHRYSLER CORDOBA
1995-93	CHEVROLET CAMARO	1989-80	CHRYSLER FIFTH AVENUE, IMPERIAL, NEWPORT, WINDSOR
1995-93	PONTIAC FIREBIRD, TRANS AM	1981-80	CHRYSLER LEBARON (Exc. GTC, GTS)
<b>731-2138</b>	<b>w/ RESERVOIR</b>	1981-80	CHRYSLER LHS, NEW YORKER, TOWN & COUNTRY WAGON
1995-90	CHEVROLET/GMC TRUCKS C, K SERIES PICKUP (2WD & 4WD)	1989-80	DODGE DIPLOMAT, ASPEN, DART
1995-92	CHEVROLET/GMC TRUCKS SUBURBAN, YUKON XL, YUKON DENALI XL	1983-80	DODGE MONACO, ROYAL MONACO, POLARA, MAGNUM, MIRADA, ST. REGIS, 880
1995-92	CHEVROLET/GMC TRUCKS TAHOE, YUKON, YUKON DENALI, BLAZER (Full Size), JIMMY (Full Size)	1989-81	PLYMOUTH CARAVELLE
<b>731-2139</b>	<b>w/ RESERVOIR</b>	1989-80	PLYMOUTH FURY, GRAN FURY, SUBURBAN, SAVOY, VIP
1986-83	DODGE CHALLENGER, CHARGER, CORONET	1980	PLYMOUTH VOLARE, DUSTER, SCAMP, VALIANT
1986-83	DODGE OMNI	<b>731-2147</b>	<b>w/ RESERVOIR</b>
1986-83	PLYMOUTH HORIZON, TURISMO	1996-92	DODGE TRUCKS B SERIES VAN
<b>731-2140</b>	<b>w/ RESERVOIR</b>	1993-92	DODGE TRUCKS D, W SERIES PICKUP (2WD & 4WD)
1986	JEEP CHEROKEE	2000-92	DODGE TRUCKS DAKOTA
1987-86	JEEP COMANCHE	2000-98	DODGE TRUCKS DURANGO
		1993-92	DODGE TRUCKS RAMCHARGER

## Power Steering Pumps - Numerical Listing

Part No.	Product Type	Part No.	Product Type
<b>731-2148 w/ RESERVOIR</b>		<b>731-2154 w/ RESERVOIR</b>	
1981-80	CHRYSLER TRUCKS - MEDIUM DUTY D400-700	1988-80	AMERICAN MOTORS EAGLE, AMX, CONCORD, GREMLIN, HORNET, MATADOR, PACER, SPIRIT
1981-80	CHRYSLER CORDOBA	1984-80	JEEP CHEROKEE
1980	CHRYSLER FIFTH AVENUE, IMPERIAL, NEWPORT, WINDSOR	1982-80	JEEP CJ5, CJ6, CJ7, DISPATCHER (DJ), JEEPSTER, COMMANDO, UNIVERSAL (CJ),
1980	CHRYSLER LEBARON (Exc. GTC, GTS)	1991-80	JEEP GRAND WAGONEER
1980	CHRYSLER LHS, NEW YORKER, TOWN & COUNTRY WAGON	1988-80	JEEP J SERIES PICKUP, GLADIATOR
1981-80	DODGE TRUCKS - MEDIUM DUTY D400-700	1982-81	JEEP SCRAMBLER
1987-80	DODGE TRUCKS D, W SERIES PICKUP (2WD & 4WD)	1983-80	JEEP WAGONEER
1991-86	DODGE TRUCKS DAKOTA	<b>731-2155 w/ RESERVOIR</b>	
1983-80	DODGE TRUCKS M300 MOTOR HOME	1986-80	CHEVROLET/GMC TRUCKS C, K SERIES PICKUP (2WD & 4WD)
1987-80	DODGE TRUCKS RAMCHARGER	1989-87	CHEVROLET/GMC TRUCKS R, V SERIES PICKUP (2WD & 4WD)
1980	DODGE DIPLOMAT, ASPEN, DART	1984-80	CHEVROLET/GMC TRUCKS SUBURBAN, YUKON XL, YUKON DENALI XL
1980	DODGE MONACO, ROYAL MONACO, POLARA, MAGNUM, MIRADA, ST. REGIS, 880	1984-80	CHEVROLET/GMC TRUCKS TAHOE, YUKON, YUKON DENALI, BLAZER (Full Size), JIMMY (Full Size)
1983-80	PLYMOUTH TRUCKS TRAIL DUSTER	<b>731-2156 w/ RESERVOIR</b>	
1980	PLYMOUTH FURY, GRAN FURY, SUBURBAN, SAVOY, VIP	1993-85	DODGE TRUCKS B SERIES VAN
1980	PLYMOUTH VOLARE, DUSTER, SCAMP, VALIANT	1993-86	DODGE TRUCKS D, W SERIES PICKUP (2WD & 4WD)
<b>731-2149 w/ RESERVOIR</b>		1993-86	DODGE TRUCKS RAMCHARGER
1980	BUICK SKYHAWK	<b>731-2157 w/ RESERVOIR</b>	
1980	CHEVROLET MONZA	1982	PONTIAC BONNEVILLE
1980	OLDSMOBILE STARFIRE, JETSTAR 1	<b>731-2158 w/ RESERVOIR</b>	
1980	PONTIAC SUNBIRD, ASTRE, J2000	1981-80	CHEVROLET CORVETTE
<b>731-2150 w/ RESERVOIR</b>		<b>731-2159 w/ RESERVOIR</b>	
1984-80	CADILLAC COMMERCIAL CHASSIS FUNERAL COACH	1980-79	SAAB 900
<b>731-2151 w/ RESERVOIR</b>		<b>731-2160 w/ RESERVOIR</b>	
1981-80	BUICK CENTURY	1993-92	CHEVROLET CAPRICE, IMPALA, IMPALA SS
1980	BUICK LESABRE, ESTATE WAGON	<b>731-2161 w/ RESERVOIR</b>	
1980	BUICK PARK AVENUE, ELECTRA	1990	CHRYSLER TRUCKS TOWN & COUNTRY VAN
1981-80	BUICK REGAL (Exc. Somerset, Somerset Regal)	1993-84	CHRYSLER DAYTONA (Canada)
1980	CADILLAC DEVILLE, DEVILLE CONCOURS, CALAIS	1992-89	CHRYSLER DYNASTY (Canada)
1980	CADILLAC FLEETWOOD SERIES	1986-83	CHRYSLER E-CLASS, EXECUTIVE, SEDAN & LIMOUSINE
1981-80	CHEVROLET/GMC TRUCKS EL CAMINO, CABALLERO, SPRINT	1986-84	CHRYSLER LASER
1980	CHEVROLET CAPRICE, IMPALA, IMPALA SS	1995-82	CHRYSLER LEBARON (Exc. GTC, GTS)
1981-80	CHEVROLET MALIBU, CHEVELLE, LAGUNA	1991-85	CHRYSLER LEBARON GTC, GTS
1981-80	CHEVROLET MONTE CARLO	1990-82	CHRYSLER LHS, NEW YORKER, TOWN & COUNTRY WAGON
1980	OLDSMOBILE 88, DELTA 88, LSS, REGENCY, CUSTOM CRUISER	1990	CHRYSLER TC MASERATI
1981-80	OLDSMOBILE CUTLASS, CUTLASS SUPREME, F-85, 4-4-2, JETFIRE, VISTA CRUISER	1995-89	DODGE TRUCKS CARAVAN, GRAND CARAVAN, MINI RAM, ROYAL MINI RAM
1981-80	PONTIAC BONNEVILLE	1989-83	DODGE ARIES, 400, 600
1981-80	PONTIAC CATALINA, GRAND SAFARI, SAFARI	1987-83	DODGE CHALLENGER, CHARGER, CORONET
1981-80	PONTIAC FIREBIRD, TRANS AM	1993-83	DODGE DAYTONA
1980	PONTIAC GRAND AM	1993-89	DODGE DYNASTY
1981-80	PONTIAC GRAND PRIX	1989-85	DODGE LANCER
1981-80	PONTIAC LEMANS, GTO, TEMPEST (Exc. Canada)	1990-80	DODGE OMNI
<b>731-2152 w/ RESERVOIR</b>		1994-86	DODGE SHADOW
1988-84	AMERICAN MOTORS EAGLE, AMX, CONCORD, GREMLIN, HORNET, MATADOR, PACER, SPIRIT	1995-89	DODGE SPIRIT
1985-84	JEEP CHEROKEE	1995-89	PLYMOUTH TRUCKS VOYAGER, GRAND VOYAGER
1986-83	JEEP CJ5, CJ6, CJ7, DISPATCHER (DJ), JEEPSTER, COMMANDO, UNIVERSAL (CJ),	1995-89	PLYMOUTH ACCLAIM
1985-83	JEEP SCRAMBLER	1988-85	PLYMOUTH CARAVELLE
1985-84	JEEP WAGONEER	1990-80	PLYMOUTH HORIZON, TURISMO
1990-87	JEEP WRANGLER	1989-83	PLYMOUTH RELIANT
1990-87	JEEP YJ (Canada)	1994-86	PLYMOUTH SUNDANCE
<b>731-2153 w/ RESERVOIR</b>		<b>731-2162 w/ RESERVOIR</b>	
1996-80	FORD TRUCKS E SERIES VAN (Includes Super Duty)	2002-98	DODGE TRUCKS R SERIES PICKUP (2WD & 4WD)

## Power Steering Pumps - Numerical Listing

Part No.	Product Type	Part No.	Product Type
<b>731-2163</b>	<b>w/ RESERVOIR</b>	<b>731-2168 (Cont'd)</b>	<b>w/ RESERVOIR</b>
1983-82	BUICK RIVIERA	1980	CHEVROLET CITATION
1983-82	OLDSMOBILE TORONADO, TROFEO	1980	OLDSMOBILE OMEGA
<b>731-2164</b>	<b>w/ RESERVOIR</b>	1980	PONTIAC PHOENIX, VENTURA, VENTURA II
1981	BUICK CENTURY	<b>731-2169</b>	<b>w/ RESERVOIR</b>
1985-81	BUICK LESABRE, ESTATE WAGON	1986-82	BUICK CENTURY
1984-81	BUICK PARK AVENUE, ELECTRA	1985-81	BUICK SKYLARK, APOLLO, GRAN SPORT, SPECIAL, SPORTWAGON
1987-81	BUICK REGAL (Exc. Somerset, Somerset Regal)	1986-82	CHEVROLET CELEBRITY
1983-82	BUICK RIVIERA	1985-81	CHEVROLET CITATION
1982-81	CADILLAC DEVILLE, DEVILLE CONCOURS, CALAIS	1986-82	OLDSMOBILE CIERA, CUTLASS CIERA
1982-81	CADILLAC FLEETWOOD SERIES	1984-81	OLDSMOBILE OMEGA
1987-81	CHEVROLET/GMC TRUCKS EL CAMINO, CABALLERO, SPRINT	1986-82	PONTIAC 6000
1986-82	CHEVROLET/GMC TRUCKS S SERIES BLAZER, JIMMY, PICKUP (Including Sonoma, Syclone & Typhoon)	1984-81	PONTIAC PHOENIX, VENTURA, VENTURA II
1981	CHEVROLET BEL AIR, BISCAYNE, BROOKWOOD, KINGSWOOD, TOWNSMAN	<b>731-2170</b>	<b>w/ RESERVOIR</b>
1981-80	CHEVROLET CAMARO	1984-82	CHEVROLET CAMARO
1984-81	CHEVROLET CAPRICE, IMPALA, IMPALA SS	1984-82	PONTIAC FIREBIRD, TRANS AM
1983-81	CHEVROLET MALIBU, CHEVELLE, LAGUNA	<b>731-2171</b>	<b>w/ RESERVOIR</b>
1987-81	CHEVROLET MONTE CARLO	1980	CHEVROLET BEL AIR, BISCAYNE, BROOKWOOD, KINGSWOOD, TOWNSMAN
1986-84	JEEP CHEROKEE	1981-80	CHEVROLET CAMARO
1986	JEEP COMANCHE	1988-80	CHEVROLET CAPRICE, IMPALA, IMPALA SS
1986-84	JEEP WAGONEER	1980	PONTIAC LAURENTIAN (Canada)
1985-81	OLDSMOBILE 88, DELTA 88, LSS, REGENCY, CUSTOM CRUISER	1986-80	PONTIAC PARISIENNE
1983-81	OLDSMOBILE 98 REGENCY	<b>731-2172</b>	<b>w/ RESERVOIR</b>
1987-82	OLDSMOBILE CUTLASS, CUTLASS SUPREME, F-85, 4-4-2, JETFIRE, VISTA CRUISER	1984-80	CHEVROLET/GMC TRUCKS G SERIES VAN
1986-81	PONTIAC BONNEVILLE	1994-82	CHEVROLET/GMC TRUCKS P SERIES
1981	PONTIAC CATALINA, GRAND SAFARI, SAFARI	<b>731-2173</b>	<b>w/ RESERVOIR</b>
1981-80	PONTIAC FIREBIRD, TRANS AM	1986-80	CHEVROLET/GMC TRUCKS C, K SERIES PICKUP (2WD & 4WD)
1987-82	PONTIAC GRAND PRIX	1981-80	CHEVROLET/GMC TRUCKS P SERIES
1981	PONTIAC LAURENTIAN (Canada)	1987	CHEVROLET/GMC TRUCKS R, V SERIES PICKUP (2WD & 4WD)
1985-81	PONTIAC PARISIENNE	1986-80	CHEVROLET/GMC TRUCKS SUBURBAN, YUKON XL, YUKON DENALI XL
<b>731-2165</b>	<b>w/ RESERVOIR</b>	1986-80	CHEVROLET/GMC TRUCKS TAHOE, YUKON, YUKON DENALI, BLAZER (Full Size), JIMMY (Full Size)
1980	CADILLAC DEVILLE, DEVILLE CONCOURS, CALAIS	<b>731-2174</b>	<b>w/ RESERVOIR</b>
1980	CADILLAC ELDORADO	1990-80	CHEVROLET/GMC TRUCKS G SERIES VAN
1980	CADILLAC FLEETWOOD SERIES	1989-80	CHEVROLET/GMC TRUCKS P SERIES
1980	CADILLAC SEVILLE	<b>731-2175</b>	<b>w/ RESERVOIR</b>
<b>731-2166</b>	<b>w/ RESERVOIR</b>	1990-87	CHEVROLET/GMC TRUCKS R, V SERIES PICKUP (2WD & 4WD)
1986-82	BUICK CENTURY	1988-87	CHEVROLET/GMC TRUCKS SUBURBAN, YUKON XL, YUKON DENALI XL
1985-81	BUICK SKYLARK, APOLLO, GRAN SPORT, SPECIAL, SPORTWAGON	1988-87	CHEVROLET/GMC TRUCKS TAHOE, YUKON, YUKON DENALI, BLAZER (Full Size), JIMMY (Full Size)
1986-82	CHEVROLET CELEBRITY	<b>731-2176</b>	<b>w/ RESERVOIR</b>
1985-81	CHEVROLET CITATION	2005-90	CHEVROLET/GMC TRUCKS ASTRO, SAFARI MINI VAN
1986-82	OLDSMOBILE CIERA, CUTLASS CIERA	1996-83	CHEVROLET/GMC TRUCKS G SERIES VAN
1984-81	OLDSMOBILE OMEGA	<b>731-2177</b>	<b>w/ RESERVOIR</b>
1986-82	PONTIAC 6000	1985-82	CHEVROLET/GMC TRUCKS S SERIES BLAZER, JIMMY, PICKUP (Including Sonoma, Syclone & Typhoon)
1984-81	PONTIAC PHOENIX, VENTURA, VENTURA II	<b>731-2178</b>	<b>w/ RESERVOIR</b>
<b>731-2167</b>	<b>w/ RESERVOIR</b>	1984-81	CADILLAC COMMERCIAL CHASSIS FUNERAL COACH
1980	BUICK SKYLARK, APOLLO, GRAN SPORT, SPECIAL, SPORTWAGON	1981	CADILLAC DEVILLE, DEVILLE CONCOURS, CALAIS
1980	CHEVROLET CITATION	1981	CADILLAC ELDORADO
1980	OLDSMOBILE OMEGA	1984-81	CADILLAC FLEETWOOD SERIES
1980	PONTIAC PHOENIX, VENTURA, VENTURA II	1981	CADILLAC SEVILLE
<b>731-2168</b>	<b>w/ RESERVOIR</b>		
1980	BUICK SKYLARK, APOLLO, GRAN SPORT, SPECIAL, SPORTWAGON		
1984-80	CHEVROLET/GMC TRUCKS G SERIES VAN		

## Power Steering Pumps - Numerical Listing

Part No.	Product Type
<b>731-2179</b>	<b>w/ RESERVOIR</b>
1992-82	CHEVROLET CAMARO
1992-82	PONTIAC FIREBIRD, TRANS AM
<b>731-2180</b>	<b>w/ RESERVOIR</b>
1980	OLDSMOBILE STARFIRE, JETSTAR 1
1980	PONTIAC SUNBIRD, ASTRE, J2000
<b>731-2181</b>	<b>w/ RESERVOIR</b>
1985-82	BUICK CENTURY
1985	BUICK PARK AVENUE, ELECTRA
1985	OLDSMOBILE 98 REGENCY
1985-82	OLDSMOBILE CIERA, CUTLASS CIERA
<b>731-2182</b>	<b>w/ RESERVOIR</b>
1986-85	CHEVROLET/GMC TRUCKS C, K SERIES PICKUP (2WD & 4WD)
1990-87	CHEVROLET/GMC TRUCKS R, V SERIES PICKUP (2WD & 4WD)
1988-85	CHEVROLET/GMC TRUCKS SUBURBAN, YUKON XL, YUKON DENALI XL
<b>731-2183</b>	<b>w/ RESERVOIR</b>
1996	CHEVROLET/GMC TRUCKS EXPRESS, SAVANA
1995-91	CHEVROLET/GMC TRUCKS G SERIES VAN
<b>731-2184</b>	<b>w/ RESERVOIR</b>
1988-84	DODGE TRUCKS B SERIES VAN
1993-84	DODGE TRUCKS D, W SERIES PICKUP (2WD & 4WD)
1988-84	DODGE TRUCKS RAMCHARGER
<b>731-2185</b>	<b>w/ RESERVOIR</b>
1990-86	DODGE TRUCKS DAKOTA
<b>731-2186</b>	<b>w/ RESERVOIR</b>
1986-85	CHEVROLET/GMC TRUCKS G SERIES VAN
<b>731-2187</b>	<b>w/ RESERVOIR</b>
1992-83	FORD TRUCKS E SERIES VAN (Includes Super Duty)
<b>731-2188</b>	<b>w/ RESERVOIR</b>
1989-88	EAGLE MEDALLION
<b>731-2189</b>	<b>w/ RESERVOIR</b>
1989-87	CHEVROLET/GMC TRUCKS ASTRO, SAFARI MINI VAN
1989-88	CHEVROLET/GMC TRUCKS C, K SERIES PICKUP (2WD & 4WD)
<b>731-2190</b>	<b>w/ RESERVOIR</b>
1991-89	CHEVROLET/GMC TRUCKS SUBURBAN, YUKON XL, YUKON DENALI XL
1991-89	CHEVROLET/GMC TRUCKS TAHOE, YUKON, YUKON DENALI, BLAZER (Full Size), JIMMY (Full Size)
<b>731-2191</b>	<b>w/ RESERVOIR</b>
1994-90	CHEVROLET/GMC TRUCKS ASTRO, SAFARI MINI VAN
1995-91	CHEVROLET/GMC TRUCKS C, K SERIES PICKUP (2WD & 4WD)
<b>731-2192</b>	<b>w/ RESERVOIR</b>
1995-90	CHRYSLER TRUCKS TOWN & COUNTRY VAN
1995-90	DODGE TRUCKS CARAVAN, GRAND CARAVAN, MINI RAM, ROYAL MINI RAM
1995-90	PLYMOUTH TRUCKS VOYAGER, GRAND VOYAGER
<b>731-2193</b>	<b>w/ RESERVOIR</b>
1993-89	DODGE TRUCKS D, W SERIES PICKUP (2WD & 4WD)
<b>731-2194</b>	<b>w/ RESERVOIR</b>
2006-90	FORD TRUCKS E SERIES VAN (Includes Super Duty)
<b>731-2195</b>	<b>w/ RESERVOIR</b>
1990	CHEVROLET/GMC TRUCKS C, K SERIES PICKUP (2WD & 4WD)
<b>731-2196</b>	<b>w/ RESERVOIR</b>
1990	CADILLAC FLEETWOOD SERIES

Part No.	Product Type
<b>731-2197</b>	<b>w/ RESERVOIR</b>
1995-90	CHEVROLET/GMC TRUCKS C, K SERIES PICKUP (2WD & 4WD)
<b>731-2198</b>	<b>w/ RESERVOIR</b>
1990-85	VOLVO 740, 760 SERIES
1990-87	VOLVO 780 SERIES
<b>731-2199</b>	<b>w/ RESERVOIR</b>
1990-81	SAAB 900
<b>731-2200</b>	<b>w/ RESERVOIR</b>
2003-01	DODGE TRUCKS DAKOTA
2003-01	DODGE TRUCKS DURANGO
<b>731-2201</b>	<b>w/ RESERVOIR</b>
2003-97	DODGE TRUCKS B SERIES VAN
2002-94	DODGE TRUCKS R SERIES PICKUP (2WD & 4WD)
<b>731-2202</b>	<b>w/ RESERVOIR</b>
1994-91	ISUZU TRUCKS HOMBRE, PICKUP
1992-91	ISUZU TRUCKS RODEO
1991-89	ISUZU TRUCKS TROOPER, TROOPER II
1991-89	PASSPORT TRUCKS TROOPER II (Canada)
<b>731-2203</b>	<b>w/ RESERVOIR</b>
1995-91	DODGE TRUCKS DAKOTA
<b>731-2204</b>	<b>w/ RESERVOIR</b>
2002-99	CHEVROLET/GMC TRUCKS EXPRESS, SAVANA
<b>731-2205</b>	<b>w/ RESERVOIR</b>
2004-03	CHEVROLET/GMC TRUCKS EXPRESS, SAVANA
<b>731-2206</b>	<b>w/ RESERVOIR</b>
1983-81	VOLKSWAGEN TRUCKS RABBIT PICKUP
1984-82	VOLKSWAGEN JETTA
1984-81	VOLKSWAGEN RABBIT, RABBIT CONVERTIBLE
1983-82	VOLKSWAGEN SCIROCCO
<b>731-2207</b>	<b>w/ RESERVOIR</b>
1993-90	CHEVROLET/GMC TRUCKS C, K SERIES PICKUP (2WD & 4WD)
1993-92	CHEVROLET/GMC TRUCKS SUBURBAN, YUKON XL, YUKON DENALI XL
<b>731-2208</b>	<b>w/ RESERVOIR</b>
1987-82	JAGUAR VANDEN PLAS
1987-80	JAGUAR XJ6
1996-76	JAGUAR XJS
<b>731-2209</b>	<b>w/ RESERVOIR</b>
1993-91	BUICK ROADMASTER
1993-89	CHEVROLET CAPRICE, IMPALA, IMPALA SS
1992-91	OLDSMOBILE 88, DELTA 88, LSS, REGENCY, CUSTOM CRUISER
<b>731-2210</b>	<b>w/ RESERVOIR</b>
1986-84	JEEP CJ5, CJ6, CJ7, DISPATCHER (DJ), JEEPSTER, COMMANDO, UNIVERSAL (CJ),
1985-84	JEEP SCRAMBLER
<b>731-2211</b>	<b>w/ RESERVOIR</b>
1985-80	RENAULT FUEGO, SPORTWAGON, 18i
<b>731-2212</b>	<b>w/ RESERVOIR</b>
1985-82	CHEVROLET/GMC TRUCKS C, K SERIES PICKUP (2WD & 4WD)
1985	CHEVROLET/GMC TRUCKS SUBURBAN, YUKON XL, YUKON DENALI XL
1985-80	DODGE TRUCKS B SERIES VAN
1983-80	PLYMOUTH TRUCKS PB SERIES VAN



## Power Steering Pumps - Numerical Listing

Part No.	Product Type	Part No.	Product Type
<b>731-2213</b>	<b>w/ RESERVOIR</b>	<b>731-2222 (Cont'd)</b>	<b>w/ RESERVOIR</b>
1993-89 DODGE TRUCKS D, W SERIES PICKUP (2WD & 4WD)		1981-80 PONTIAC CATALINA, GRAND SAFARI, SAFARI	
<b>731-2214</b>	<b>w/ RESERVOIR</b>	1981-80 PONTIAC LAURENTIAN (Canada)	
1993-90 DODGE TRUCKS D, W SERIES PICKUP (2WD & 4WD)		1985-80 PONTIAC PARISIENNE	
1996-94 DODGE TRUCKS R SERIES PICKUP (2WD & 4WD)		<b>731-2223</b>	<b>w/ RESERVOIR</b>
<b>731-2215</b>	<b>w/ RESERVOIR</b>	1984-80 CHEVROLET/GMC TRUCKS G SERIES VAN	
1993-92 BUICK ROADMASTER		1995-83 CHEVROLET/GMC TRUCKS P SERIES	
1993-91 CADILLAC COMMERCIAL CHASSIS FUNERAL COACH		<b>731-2224</b>	<b>w/ RESERVOIR</b>
1993-91 CADILLAC FLEETWOOD SERIES		1986-80 CHEVROLET/GMC TRUCKS C, K SERIES PICKUP (2WD & 4WD)	
<b>731-2215P1</b>	<b>w/ RESERVOIR</b>	1989-87 CHEVROLET/GMC TRUCKS R, V SERIES PICKUP (2WD & 4WD)	
1993-92 BUICK ROADMASTER		<b>731-2225</b>	<b>w/ RESERVOIR</b>
<b>731-2215P2</b>	<b>w/ RESERVOIR</b>	1996-80 CHEVROLET/GMC TRUCKS P SERIES	
1993-91 CADILLAC COMMERCIAL CHASSIS FUNERAL COACH		<b>731-2226</b>	<b>w/ RESERVOIR</b>
1993-91 CADILLAC FLEETWOOD SERIES		1986-80 CHEVROLET/GMC TRUCKS C, K SERIES PICKUP (2WD & 4WD)	
<b>731-2218</b>	<b>w/ RESERVOIR</b>	1991-87 CHEVROLET/GMC TRUCKS R, V SERIES PICKUP (2WD & 4WD)	
1985-80 BUICK RIVIERA		<b>731-2227</b>	<b>w/ RESERVOIR</b>
1985-80 CADILLAC ELDORADO		1986-80 CHEVROLET/GMC TRUCKS C, K SERIES PICKUP (2WD & 4WD)	
1985-80 CADILLAC SEVILLE		1982-80 CHEVROLET/GMC TRUCKS P SERIES	
1985-80 OLDSMOBILE TORONADO, TROFEO		1991-87 CHEVROLET/GMC TRUCKS R, V SERIES PICKUP (2WD & 4WD)	
<b>731-2219</b>	<b>w/ RESERVOIR</b>	<b>731-2228</b>	<b>w/ RESERVOIR</b>
1984-80 CADILLAC DEVILLE, DEVILLE CONCOURS, CALAIS		1995-93 CHEVROLET/GMC TRUCKS P SERIES	
1985-80 CADILLAC FLEETWOOD SERIES		<b>731-2229</b>	<b>w/ RESERVOIR</b>
<b>731-2220</b>	<b>w/ RESERVOIR</b>	1985-84 CHEVROLET CAPRICE, IMPALA, IMPALA SS	
1985-81 BUICK REGAL (Exc. Somerset, Somerset Regal)		1985-84 PONTIAC PARISIENNE	
1984-82 CHEVROLET/GMC TRUCKS EL CAMINO, CABALLERO, SPRINT		<b>731-2230</b>	<b>w/ RESERVOIR</b>
1983-82 CHEVROLET MALIBU, CHEVELLE, LAGUNA		1993-82 CHEVROLET/GMC TRUCKS P SERIES	
1984-82 CHEVROLET MONTE CARLO		<b>731-2231</b>	<b>w/ RESERVOIR</b>
1985-80 OLDSMOBILE CUTLASS, CUTLASS SUPREME, F-85, 4-4-2, JETFIRE, VISTA CRUISER		1993-91 CHEVROLET/GMC TRUCKS P SERIES	
1985-82 PONTIAC BONNEVILLE		<b>731-2232</b>	<b>w/ RESERVOIR</b>
1984-81 PONTIAC GRAND PRIX		1985-81 BUICK RIVIERA	
<b>731-2221</b>	<b>w/ RESERVOIR</b>	<b>731-2233</b>	<b>w/ RESERVOIR</b>
2003-02 CADILLAC TRUCKS ESCALADE (Includes ESV, EXT)		1985-83 BUICK REGAL (Exc. Somerset, Somerset Regal)	
2003-02 CHEVROLET/GMC TRUCKS AVALANCHE 1500		<b>731-2234</b>	<b>w/ RESERVOIR</b>
1996 CHEVROLET/GMC TRUCKS C, K SERIES PICKUP (2WD & 4WD)		1983-80 DODGE TRUCKS B SERIES VAN	
2007 CHEVROLET/GMC TRUCKS SIERRA CLASSIC SERIES PICKUP (2WD & 4WD)		1983-80 PLYMOUTH TRUCKS PB SERIES VAN	
2006-99 CHEVROLET/GMC TRUCKS SIERRA PICKUP (2WD & 4WD)		<b>731-2235</b>	<b>w/ RESERVOIR</b>
2007 CHEVROLET/GMC TRUCKS SILVERADO CLASSIC SERIES PICKUP (2WD & 4WD)		1981-80 CHEVROLET/GMC TRUCKS C, K SERIES PICKUP (2WD & 4WD)	
2006-99 CHEVROLET/GMC TRUCKS SILVERADO PICKUP (2WD & 4WD)		1981-80 CHEVROLET/GMC TRUCKS SUBURBAN, YUKON XL, YUKON DENALI XL	
2003-96 CHEVROLET/GMC TRUCKS SUBURBAN, YUKON XL, YUKON DENALI XL		<b>731-2236</b>	<b>w/ RESERVOIR</b>
2003-96 CHEVROLET/GMC TRUCKS TAHOE, YUKON, YUKON DENALI, BLAZER (Full Size), JIMMY (Full Size)		1986-80 CHEVROLET/GMC TRUCKS P SERIES	
2003 CHEVROLET/GMC TRUCKS YUKON DENALI XL		<b>731-2237</b>	<b>w/ RESERVOIR</b>
2003 CHEVROLET/GMC TRUCKS YUKON DENALI		1986-82 CHEVROLET/GMC TRUCKS C, K SERIES PICKUP (2WD & 4WD)	
<b>731-2222</b>	<b>w/ RESERVOIR</b>	1991-87 CHEVROLET/GMC TRUCKS R, V SERIES PICKUP (2WD & 4WD)	
1985-80 BUICK LESABRE, ESTATE WAGON		1991-82 CHEVROLET/GMC TRUCKS SUBURBAN, YUKON XL, YUKON DENALI XL	
1984-80 BUICK PARK AVENUE, ELECTRA		1991-82 CHEVROLET/GMC TRUCKS TAHOE, YUKON, YUKON DENALI, BLAZER (Full Size), JIMMY (Full Size)	
1981 CHEVROLET BEL AIR, BISCAYNE, BROOKWOOD, KINGSWOOD, TOWNSMAN		<b>731-2238</b>	<b>w/ RESERVOIR</b>
1984-80 CHEVROLET CAPRICE, IMPALA, IMPALA SS		1986-82 CHEVROLET/GMC TRUCKS C, K SERIES PICKUP (2WD & 4WD)	
1982 CHEVROLET CORVETTE		1991-87 CHEVROLET/GMC TRUCKS R, V SERIES PICKUP (2WD & 4WD)	
1985-80 OLDSMOBILE 88, DELTA 88, LSS, REGENCY, CUSTOM CRUISER		1991-82 CHEVROLET/GMC TRUCKS SUBURBAN, YUKON XL, YUKON DENALI XL	
1984-80 OLDSMOBILE 98 REGENCY		1991-82 CHEVROLET/GMC TRUCKS TAHOE, YUKON, YUKON DENALI, BLAZER (Full Size), JIMMY (Full Size)	
1981-80 PONTIAC BONNEVILLE			

## Power Steering Pumps - Numerical Listing

Part No.	Product Type	Part No.	Product Type
<b>731-2239</b>	<b>w/ RESERVOIR</b>	<b>731-2251 (Cont'd)</b>	<b>w/ RESERVOIR</b>
1982-81	CHEVROLET/GMC TRUCKS P SERIES	2013-96	CHEVROLET/GMC TRUCKS SUBURBAN, YUKON XL, YUKON DENALI XL
<b>731-2240</b>	<b>w/ RESERVOIR</b>	1996	CHEVROLET/GMC TRUCKS TAHOE, YUKON, YUKON DENALI, BLAZER (Full Size), JIMMY (Full Size)
2001-95	AM GENERAL TRUCKS HUMMER	2007-03	HUMMER TRUCKS H2
1988-84	CHEVROLET/GMC TRUCKS P SERIES	<b>731-2252</b>	<b>w/ RESERVOIR</b>
2004-02	HUMMER TRUCKS H1	2014-07	CADILLAC TRUCKS ESCALADE (Includes ESV, EXT)
<b>731-2241</b>	<b>w/ RESERVOIR</b>	2013-07	CHEVROLET/GMC TRUCKS AVALANCHE 1500
1989-80	CHEVROLET/GMC TRUCKS P SERIES	1996	CHEVROLET/GMC TRUCKS C, K SERIES PICKUP (2WD & 4WD)
<b>731-2242</b>	<b>w/ RESERVOIR</b>	2007	CHEVROLET/GMC TRUCKS SIERRA CLASSIC SERIES PICKUP (2WD & 4WD)
1986-83	CHEVROLET/GMC TRUCKS G SERIES VAN	2013-07	CHEVROLET/GMC TRUCKS SIERRA DENALI
1990-83	CHEVROLET/GMC TRUCKS P SERIES	2013-99	CHEVROLET/GMC TRUCKS SIERRA PICKUP (2WD & 4WD)
<b>731-2243</b>	<b>w/ RESERVOIR</b>	2007	CHEVROLET/GMC TRUCKS SILVERADO CLASSIC SERIES PICKUP (2WD & 4WD)
1989-88	CHEVROLET/GMC TRUCKS C, K SERIES PICKUP (2WD & 4WD)	2013-99	CHEVROLET/GMC TRUCKS SILVERADO PICKUP (2WD & 4WD)
<b>731-2244</b>	<b>w/ RESERVOIR</b>	2013-07	CHEVROLET/GMC TRUCKS SILVERADO SS
1991-89	CHEVROLET/GMC TRUCKS P SERIES	2014-96	CHEVROLET/GMC TRUCKS SUBURBAN, YUKON XL, YUKON DENALI XL
<b>731-2245</b>	<b>w/ RESERVOIR</b>	2013-03	CHEVROLET/GMC TRUCKS TAHOE, YUKON, YUKON DENALI, BLAZER (Full Size), JIMMY (Full Size)
1995-90	CHEVROLET/GMC TRUCKS C, K SERIES PICKUP (2WD & 4WD)	2009-07	CHEVROLET/GMC TRUCKS YUKON DENALI XL
1995-92	CHEVROLET/GMC TRUCKS SUBURBAN, YUKON XL, YUKON DENALI XL	2009-07	CHEVROLET/GMC TRUCKS YUKON DENALI
<b>731-2246</b>	<b>w/ RESERVOIR</b>	2009-08	HUMMER TRUCKS H2
1989	DODGE TRUCKS D, W SERIES PICKUP (2WD & 4WD)	<b>731-2253</b>	<b>w/ RESERVOIR</b>
1989	DODGE TRUCKS RAMCHARGER	2005-96	CHEVROLET/GMC TRUCKS S SERIES BLAZER, JIMMY, PICKUP (Including Sonoma, Syclone & Typhoon)
<b>731-2247</b>	<b>w/ RESERVOIR</b>	2001-98	CHEVROLET/GMC TRUCKS TRAILBLAZER, ENVOY
1995-90	CHEVROLET/GMC TRUCKS C, K SERIES PICKUP (2WD & 4WD)	2000-97	ISUZU TRUCKS HOMBRE, PICKUP
1995-92	CHEVROLET/GMC TRUCKS SUBURBAN, YUKON XL, YUKON DENALI XL	2001-96	OLDSMOBILE TRUCKS BRAVADA
1995-92	CHEVROLET/GMC TRUCKS TAHOE, YUKON, YUKON DENALI, BLAZER (Full Size), JIMMY (Full Size)	<b>731-2254</b>	<b>w/ RESERVOIR</b>
<b>731-2248</b>	<b>w/ RESERVOIR</b>	1987-79	VOLVO 240, 260 SERIES (Includes DL, GL, GLE, GLT)
1994	CHEVROLET/GMC TRUCKS S SERIES BLAZER, JIMMY, PICKUP (Including Sonoma, Syclone & Typhoon)	1987-84	VOLVO 740, 760 SERIES
<b>731-2249</b>	<b>w/ RESERVOIR</b>	<b>731-2255</b>	<b>w/ RESERVOIR</b>
1997-94	CHEVROLET/GMC TRUCKS P SERIES	1995-94	CHEVROLET/GMC TRUCKS C, K SERIES PICKUP (2WD & 4WD)
<b>731-2250</b>	<b>w/ RESERVOIR</b>	<b>731-2256</b>	<b>w/ RESERVOIR</b>
1999-94	CHEVROLET/GMC TRUCKS P SERIES	1999-94	CHEVROLET/GMC TRUCKS P SERIES
<b>731-2251</b>	<b>w/ RESERVOIR</b>	<b>731-2257</b>	<b>w/ RESERVOIR</b>
1998-96	AM GENERAL TRUCKS HUMMER	1984-79	VOLVO 240, 260 SERIES (Includes DL, GL, GLE, GLT)
2002	CHEVROLET/GMC TRUCKS AVALANCHE 1500	1983	VOLVO 740, 760 SERIES
2002-96	CHEVROLET/GMC TRUCKS C, K SERIES PICKUP (2WD & 4WD)	<b>731-2258</b>	<b>w/ RESERVOIR</b>
2007	CHEVROLET/GMC TRUCKS SIERRA CLASSIC SERIES PICKUP (2WD & 4WD) HD	1997-94	CHEVROLET/GMC TRUCKS P SERIES
2007	CHEVROLET/GMC TRUCKS SIERRA CLASSIC SERIES PICKUP (2WD & 4WD)	<b>731-2259</b>	<b>w/ RESERVOIR</b>
2007	CHEVROLET/GMC TRUCKS SIERRA DENALI CLASSIC	2002	CADILLAC TRUCKS ESCALADE (Includes ESV, EXT)
2006-02	CHEVROLET/GMC TRUCKS SIERRA DENALI	2000-97	CHEVROLET/GMC TRUCKS C, K SERIES PICKUP (2WD & 4WD)
2010-01	CHEVROLET/GMC TRUCKS SIERRA PICKUP (2WD & 4WD) HD	2002-97	CHEVROLET/GMC TRUCKS SUBURBAN, YUKON XL, YUKON DENALI XL
2010-99	CHEVROLET/GMC TRUCKS SIERRA PICKUP (2WD & 4WD)	2002-97	CHEVROLET/GMC TRUCKS TAHOE, YUKON, YUKON DENALI, BLAZER (Full Size), JIMMY (Full Size)
2007	CHEVROLET/GMC TRUCKS SILVERADO CLASSIC SERIES PICKUP (2WD & 4WD) HD	2002-01	CHEVROLET/GMC TRUCKS YUKON DENALI
2007	CHEVROLET/GMC TRUCKS SILVERADO CLASSIC SERIES PICKUP (2WD & 4WD)	<b>731-2259BP</b>	<b>w/ RESERVOIR</b>
2007	CHEVROLET/GMC TRUCKS SILVERADO CLASSIC SS	2000-97	CHEVROLET/GMC TRUCKS C, K SERIES PICKUP (2WD & 4WD)
2010-01	CHEVROLET/GMC TRUCKS SILVERADO PICKUP (2WD & 4WD) HD	1999-97	CHEVROLET/GMC TRUCKS SUBURBAN, YUKON XL, YUKON DENALI XL
2010-99	CHEVROLET/GMC TRUCKS SILVERADO PICKUP (2WD & 4WD)	1999-97	CHEVROLET/GMC TRUCKS TAHOE, YUKON, YUKON DENALI, BLAZER (Full Size), JIMMY (Full Size)
2006-02	CHEVROLET/GMC TRUCKS SILVERADO SS		

## Power Steering Pumps - Numerical Listing

Part No.	Product Type	Part No.	Product Type
<b>731-2262</b>	<b>w/ RESERVOIR</b>	<b>731-2276 (Cont'd)</b>	<b>w/ RESERVOIR</b>
2002-99	CADILLAC TRUCKS ESCALADE (Includes ESV, EXT)	2010-01	CHEVROLET/GMC TRUCKS SIERRA PICKUP (2WD & 4WD)
2003-02	CHEVROLET/GMC TRUCKS AVALANCHE 1500	2006-01	CHEVROLET/GMC TRUCKS SILVERADO PICKUP (2WD & 4WD) HD
2000-97	CHEVROLET/GMC TRUCKS C, K SERIES PICKUP (2WD & 4WD)	2010-01	CHEVROLET/GMC TRUCKS SILVERADO PICKUP (2WD & 4WD)
2002-97	CHEVROLET/GMC TRUCKS SUBURBAN, YUKON XL, YUKON DENALI XL	2006-01	CHEVROLET/GMC TRUCKS SUBURBAN, YUKON XL, YUKON DENALI XL
2002-97	CHEVROLET/GMC TRUCKS TAHOE, YUKON, YUKON DENALI, BLAZER (Full Size), JIMMY (Full Size)	<b>731-2277</b>	<b>w/ RESERVOIR</b>
2002-01	CHEVROLET/GMC TRUCKS YUKON DENALI XL	2002-01	CHRYSLER TRUCKS VOYAGER, GRAND VOYAGER
2002-99	CHEVROLET/GMC TRUCKS YUKON DENALI	2002-01	DODGE TRUCKS CARAVAN, GRAND CARAVAN, MINI RAM, ROYAL MINI RAM
<b>731-2262BP</b>	<b>w/ RESERVOIR</b>	<b>731-2278</b>	<b>w/ RESERVOIR</b>
2002-99	CADILLAC TRUCKS ESCALADE (Includes ESV, EXT)	1991	JEEP GRAND WAGONEER
2003-02	CHEVROLET/GMC TRUCKS AVALANCHE 1500	<b>731-2279</b>	<b>w/ RESERVOIR</b>
2000-97	CHEVROLET/GMC TRUCKS C, K SERIES PICKUP (2WD & 4WD)	2006-03	CADILLAC TRUCKS ESCALADE (Includes ESV, EXT)
1999-97	CHEVROLET/GMC TRUCKS SUBURBAN, YUKON XL, YUKON DENALI XL	2006-03	CHEVROLET/GMC TRUCKS AVALANCHE 1500
2000-97	CHEVROLET/GMC TRUCKS TAHOE, YUKON, YUKON DENALI, BLAZER (Full Size), JIMMY (Full Size)	2006-03	CHEVROLET/GMC TRUCKS SUBURBAN, YUKON XL, YUKON DENALI XL
<b>731-2266</b>	<b>w/ RESERVOIR</b>	2006-03	CHEVROLET/GMC TRUCKS TAHOE, YUKON, YUKON DENALI, BLAZER (Full Size), JIMMY (Full Size)
1999-96	CHEVROLET/GMC TRUCKS P SERIES	2006-04	CHEVROLET/GMC TRUCKS YUKON DENALI XL
<b>731-2267</b>	<b>w/ RESERVOIR</b>	2006-04	CHEVROLET/GMC TRUCKS YUKON DENALI
1996	FORD TRUCKS E SERIES VAN (Includes Super Duty)	<b>731-2280</b>	<b>w/ RESERVOIR</b>
<b>731-2268</b>	<b>w/ RESERVOIR</b>	2006-04	CADILLAC TRUCKS ESCALADE (Includes ESV, EXT)
1998-97	CHEVROLET/GMC TRUCKS EXPRESS, SAVANA	2006-04	CHEVROLET/GMC TRUCKS AVALANCHE 1500
<b>731-2268BP</b>	<b>w/ RESERVOIR</b>	2006-04	CHEVROLET/GMC TRUCKS SUBURBAN, YUKON XL, YUKON DENALI XL
1998-97	CHEVROLET/GMC TRUCKS EXPRESS, SAVANA	2006-04	CHEVROLET/GMC TRUCKS TAHOE, YUKON, YUKON DENALI, BLAZER (Full Size), JIMMY (Full Size)
<b>731-2270</b>	<b>w/ RESERVOIR</b>	<b>731-2281</b>	<b>w/ RESERVOIR</b>
2000-96	CHRYSLER TRUCKS TOWN & COUNTRY VAN	2003	CHRYSLER TRUCKS VOYAGER, GRAND VOYAGER
2000	CHRYSLER TRUCKS VOYAGER, GRAND VOYAGER	2007-03	DODGE TRUCKS CARAVAN, GRAND CARAVAN, MINI RAM, ROYAL MINI RAM
2000-96	DODGE TRUCKS CARAVAN, GRAND CARAVAN, MINI RAM, ROYAL MINI RAM	<b>731-2282</b>	<b>w/ RESERVOIR</b>
2000-96	PLYMOUTH TRUCKS VOYAGER, GRAND VOYAGER	2013-07	CHEVROLET/GMC TRUCKS SIERRA PICKUP (2WD & 4WD)
<b>731-2271</b>	<b>w/ RESERVOIR</b>	2013-07	CHEVROLET/GMC TRUCKS SILVERADO PICKUP (2WD & 4WD)
1998-97	CHEVROLET/GMC TRUCKS ASTRO, SAFARI MINI VAN	<b>731-2284</b>	<b>w/ RESERVOIR</b>
<b>731-2271BP</b>	<b>w/ RESERVOIR</b>	2009-04	CHEVROLET/GMC TRUCKS - MEDIUM DUTY W SERIES
1998-97	CHEVROLET/GMC TRUCKS ASTRO, SAFARI MINI VAN	2010-04	ISUZU TRUCKS - MEDIUM DUTY NPR HD
<b>731-2273</b>	<b>w/ RESERVOIR</b>	2010-04	ISUZU TRUCKS - MEDIUM DUTY NPR
1999-96	CHEVROLET/GMC TRUCKS P SERIES	<b>732-0101</b>	<b>w/o RESERVOIR</b>
<b>731-2274</b>	<b>w/ RESERVOIR</b>	1974-68	AMERICAN MOTORS AMBASSADOR, AMERICAN, CLASSIC, JAVELIN, MARLIN, REBEL, RAMBLER
2014-96	CHEVROLET/GMC TRUCKS EXPRESS, SAVANA	1974-68	AMERICAN MOTORS EAGLE, AMX, CONCORD, GREMLIN, HORNET, MATADOR, PACER, SPIRIT
<b>731-2275</b>	<b>w/ RESERVOIR</b>	1973-67	BUICK CENTURION, INVICTA, WILDCAT
2007	CHEVROLET/GMC TRUCKS SIERRA CLASSIC SERIES PICKUP (2WD & 4WD) HD	1974-73	BUICK CENTURY
2007	CHEVROLET/GMC TRUCKS SIERRA CLASSIC SERIES PICKUP (2WD & 4WD)	1974-67	BUICK LESABRE, ESTATE WAGON
2010-01	CHEVROLET/GMC TRUCKS SIERRA PICKUP (2WD & 4WD) HD	1974-67	BUICK PARK AVENUE, ELECTRA
2010-01	CHEVROLET/GMC TRUCKS SIERRA PICKUP (2WD & 4WD)	1974-73	BUICK REGAL (Exc. Somerset, Somerset Regal)
2007	CHEVROLET/GMC TRUCKS SILVERADO CLASSIC SERIES PICKUP (2WD & 4WD) HD	1974-67	BUICK RIVIERA
2007	CHEVROLET/GMC TRUCKS SILVERADO CLASSIC SERIES PICKUP (2WD & 4WD)	1974-61	BUICK SKYLARK, APOLLO, GRAN SPORT, SPECIAL, SPORTWAGON
2010-01	CHEVROLET/GMC TRUCKS SILVERADO PICKUP (2WD & 4WD) HD	1974-68	CADILLAC COMMERCIAL CHASSIS FUNERAL COACH
2010-01	CHEVROLET/GMC TRUCKS SILVERADO PICKUP (2WD & 4WD)	1974-68	CADILLAC DEVILLE, DEVILLE CONCOURS, CALAIS
<b>731-2276</b>	<b>w/ RESERVOIR</b>	1974-68	CADILLAC ELDORADO
2006-02	CHEVROLET/GMC TRUCKS AVALANCHE 2500	1974-68	CADILLAC FLEETWOOD SERIES
2006-01	CHEVROLET/GMC TRUCKS SIERRA PICKUP (2WD & 4WD) HD	1974-63	CHEVROLET/GMC TRUCKS C, K SERIES PICKUP (2WD & 4WD)

## Power Steering Pumps - Numerical Listing

Part No.	Product Type	Part No.	Product Type
<b>732-0101 (Cont'd) w/o RESERVOIR</b>		<b>732-0101 (Cont'd) w/o RESERVOIR</b>	
1974-64	CHEVROLET/GMC TRUCKS EL CAMINO, CABALLERO, SPRINT	1974-68	OLDSMOBILE TORONADO, TROFEO
1974-71	CHEVROLET/GMC TRUCKS G SERIES VAN	1974-69	PLYMOUTH TRUCKS MEDIUM DUTY C700-900, CT700
1974-68	CHEVROLET/GMC TRUCKS SUBURBAN, YUKON XL, YUKON DENALI XL	1974-69	PLYMOUTH TRUCKS MEDIUM DUTY D400-700
1974-70	CHEVROLET/GMC TRUCKS TAHOE, YUKON, YUKON DENALI, BLAZER (Full Size), JIMMY (Full Size)	1974-69	PLYMOUTH TRUCKS MEDIUM DUTY L600-700
1974-61	CHEVROLET BEL AIR, BISCAYNE, BROOKWOOD, KINGSWOOD, TOWNSMAN	1974	PLYMOUTH TRUCKS PB SERIES VAN
1974-67	CHEVROLET CAMARO	1974	PLYMOUTH TRUCKS TRAIL DUSTER
1974-61	CHEVROLET CAPRICE, IMPALA, IMPALA SS	1974-69	PLYMOUTH BARRACUDA
1974-64	CHEVROLET MALIBU, CHEVELLE, LAGUNA	1974-65	PLYMOUTH BELVEDERE, GTX, ROAD RUNNER, SATELLITE
1974-70	CHEVROLET MONTE CARLO	1974-67	PLYMOUTH FURY, GRAN FURY, SUBURBAN, SAVOY, VIP
1974-62	CHEVROLET NOVA CHEVY II	1974-69	PLYMOUTH VOLARE, DUSTER, SCAMP, VALIANT
1974-71	CHEVROLET VEGA	1974-67	PONTIAC BONNEVILLE
1974-69	CHRYSLER TRUCKS - MEDIUM DUTY C700-900, CT700	1974-67	PONTIAC CATALINA, GRAND SAFARI, SAFARI
1974-69	CHRYSLER TRUCKS - MEDIUM DUTY D400-700	1974-67	PONTIAC EXECUTIVE, GRAND VILLE, STARCHIEF
1974-69	CHRYSLER TRUCKS - MEDIUM DUTY L600-700	1974-67	PONTIAC FIREBIRD, TRANS AM
1971-69	CHRYSLER 300	1974-73	PONTIAC GRAND AM
1974-69	CHRYSLER FIFTH AVENUE, IMPERIAL, NEWPORT, WINDSOR	1974-67	PONTIAC GRAND PRIX
1974-69	CHRYSLER LHS, NEW YORKER, TOWN & COUNTRY WAGON	1974-67	PONTIAC LEMANS, GTO, TEMPEST (Exc. Canada)
1974-69	DODGE TRUCKS - MEDIUM DUTY C700-900, CT700	1974-71	PONTIAC PHOENIX, VENTURA, VENTURA II
1974-69	DODGE TRUCKS - MEDIUM DUTY D400-700	<b>732-0102 w/o RESERVOIR</b>	
1974-69	DODGE TRUCKS - MEDIUM DUTY L600-700	1972-68	AMERICAN MOTORS AMBASSADOR, AMERICAN, CLASSIC, JAVELIN, MARLIN, REBEL, RAMBLER
1970-64	DODGE TRUCKS A100	1972-68	AMERICAN MOTORS EAGLE, AMX, CONCORD, GREMLIN, HORNET, MATADOR, PACER, SPIRIT
1974-72	DODGE TRUCKS B SERIES VAN	1968-67	CHEVROLET CAMARO
1974-63	DODGE TRUCKS D, W SERIES PICKUP (2WD & 4WD)	1974-63	CHEVROLET CORVETTE
1974-69	DODGE TRUCKS M300 MOTOR HOME	1968	CHEVROLET NOVA CHEVY II
1974	DODGE TRUCKS RAMCHARGER	1974	JEEP CHEROKEE
1974-65	DODGE CHALLENGER, CHARGER, CORONET	1974-72	JEEP CJ5, CJ6, CJ7, DISPATCHER (DJ), JEEPSTER, COMMANDO, UNIVERSAL (CJ),
1974-69	DODGE DIPLOMAT, ASPEN, DART	1974	JEEP J SERIES PICKUP, GLADIATOR
1974-67	DODGE MONACO, ROYAL MONACO, POLARA, MAGNUM, MIRADA, ST. REGIS, 880	1974-73	JEEP WAGONEER
1974	FORD CROWN VICTORIA, COUNTRY SQUIRE, LTD (Full Size)	<b>732-0103 w/o RESERVOIR</b>	
1974	FORD CUSTOM, CUSTOM 500, COUNTRY SEDAN, GALAXIE, GALAXIE 500	1967-66	CADILLAC COMMERCIAL CHASSIS FUNERAL COACH
1974-72	FORD THUNDERBIRD	1967-63	CADILLAC DEVILLE, DEVILLE CONCOURS, CALAIS
1974-72	IHC TRUCKS 100, 150, 200, 1000, 1100, 1200, 1300 SERIES; TRAVELALL (1/2 TO 1 TON); TRAVELETTE	1967-63	CADILLAC ELDORADO
1974-72	IHC TRUCKS METRO, MS1210, MS1510 (Parcel Delivery)	1967-63	CADILLAC FLEETWOOD SERIES
1974-72	IHC TRUCKS SCOUT II, TERRA, TRAVELLER	1972-68	CHEVROLET/GMC TRUCKS C, K SERIES PICKUP (2WD & 4WD)
1979-73	JAGUAR XJ12	1968-64	CHEVROLET/GMC TRUCKS EL CAMINO, CABALLERO, SPRINT
1979-69	JAGUAR XJ6	1968-64	CHEVROLET MALIBU, CHEVELLE, LAGUNA
1974	JEEP CHEROKEE	1967-65	OLDSMOBILE CUTLASS, CUTLASS SUPREME, F-85, 4-4-2, JETFIRE, VISTA CRUISER
1974-72	JEEP CJ5, CJ6, CJ7, DISPATCHER (DJ), JEEPSTER, COMMANDO, UNIVERSAL (CJ),	1966-64	PONTIAC BONNEVILLE
1974	JEEP J SERIES PICKUP, GLADIATOR	1966-64	PONTIAC CATALINA, GRAND SAFARI, SAFARI
1974-72	JEEP WAGONEER	1966-64	PONTIAC EXECUTIVE, GRAND VILLE, STARCHIEF
1974-72	LINCOLN CONTINENTAL	1966-64	PONTIAC GRAND PRIX
1974-72	LINCOLN MARK SERIES	1966-61	PONTIAC LEMANS, GTO, TEMPEST (Exc. Canada)
1974-73	MERCURY COMMUTER, MARAUDER, MONTCLAIR, MONTEREY, PARKLANE	<b>732-0104 w/o RESERVOIR</b>	
1974-73	MERCURY GRAND MARQUIS, MARQUIS, COLONY PARK	1974	SAAB 99
1974-68	OLDSMOBILE 88, DELTA 88, LSS, REGENCY, CUSTOM CRUISER	<b>732-0105 w/o RESERVOIR</b>	
1974-68	OLDSMOBILE 98 REGENCY	1979-75	AMERICAN MOTORS EAGLE, AMX, CONCORD, GREMLIN, HORNET, MATADOR, PACER, SPIRIT
1974-61	OLDSMOBILE CUTLASS, CUTLASS SUPREME, F-85, 4-4-2, JETFIRE, VISTA CRUISER	1979-75	BUICK CENTURY
1968	OLDSMOBILE DELMONT 88, DYNAMIC 88, SUPER 88, JETSTAR 88	1979-75	BUICK LESABRE, ESTATE WAGON
1974-73	OLDSMOBILE OMEGA	1979-75	BUICK PARK AVENUE, ELECTRA
		1979-75	BUICK REGAL (Exc. Somerset, Somerset Regal)
		1979-75	BUICK RIVIERA
		1979-75	BUICK SKYLARK, APOLLO, GRAN SPORT, SPECIAL, SPORTWAGON
		1979-75	CADILLAC COMMERCIAL CHASSIS FUNERAL COACH

## Power Steering Pumps - Numerical Listing

Part No.	Product Type	Part No.	Product Type
<b>732-0105 (Cont'd)</b>	<b>w/o RESERVOIR</b>	<b>732-0105 (Cont'd)</b>	<b>w/o RESERVOIR</b>
1979-75	CADILLAC DEVILLE, DEVILLE CONCOURS, CALAIS	1979	MERCURY ZEPHYR
1979-75	CADILLAC ELDORADO	1979-75	OLDSMOBILE 88, DELTA 88, LSS, REGENCY, CUSTOM CRUISER
1979-75	CADILLAC FLEETWOOD SERIES	1979-75	OLDSMOBILE 98 REGENCY
1979-76	CADILLAC SEVILLE	1979-75	OLDSMOBILE CUTLASS, CUTLASS SUPREME, F-85, 4-4-2, JETFIRE, VISTA CRUISER
1976-75	CHECKER MOTORS MARATHON	1979-75	OLDSMOBILE OMEGA
1979-75	CHEVROLET/GMC TRUCKS C, K SERIES PICKUP (2WD & 4WD)	1979-76	OLDSMOBILE STARFIRE, JETSTAR 1
1979-75	CHEVROLET/GMC TRUCKS EL CAMINO, CABALLERO, SPRINT	1979-75	OLDSMOBILE TORONADO, TROFEO
1979-75	CHEVROLET/GMC TRUCKS G SERIES VAN	1979-75	PLYMOUTH TRUCKS PB SERIES VAN
1979-75	CHEVROLET/GMC TRUCKS P SERIES	1979-75	PLYMOUTH TRUCKS TRAIL DUSTER
1979-75	CHEVROLET/GMC TRUCKS SUBURBAN, YUKON XL, YUKON DENALI XL	1975	PLYMOUTH BELVEDERE, GTX, ROAD RUNNER, SATELLITE
1979-75	CHEVROLET/GMC TRUCKS TAHOE, YUKON, YUKON DENALI, BLAZER (Full Size), JIMMY (Full Size)	1979-75	PLYMOUTH FURY, GRAN FURY, SUBURBAN, SAVOY, VIP
1975	CHEVROLET BEL AIR, BISCAYNE, BROOKWOOD, KINGSWOOD, TOWNSMAN	1979-75	PLYMOUTH VOLARE, DUSTER, SCAMP, VALIANT
1979-75	CHEVROLET CAMARO	1979-75	PONTIAC BONNEVILLE
1979-75	CHEVROLET CAPRICE, IMPALA, IMPALA SS	1979-75	PONTIAC CATALINA, GRAND SAFARI, SAFARI
1979-75	CHEVROLET CORVETTE	1975	PONTIAC EXECUTIVE, GRAND VILLE, STARCHIEF
1979-75	CHEVROLET MALIBU, CHEVELLE, LAGUNA	1979-75	PONTIAC FIREBIRD, TRANS AM
1979-75	CHEVROLET MONTE CARLO	1979-75	PONTIAC GRAND AM
1979-75	CHEVROLET MONZA	1979-75	PONTIAC GRAND PRIX
1979-75	CHEVROLET NOVA CHEVY II	1979-76	PONTIAC LAURENTIAN (Canada)
1977-76	CHEVROLET VEGA	1979-75	PONTIAC LEMANS, GTO, TEMPEST (Exc. Canada)
1979-75	CHRYSLER CORDOBA	1979-76	PONTIAC PARISIENNE
1979-75	CHRYSLER FIFTH AVENUE, IMPERIAL, NEWPORT, WINDSOR	1979-75	PONTIAC PHOENIX, VENTURA, VENTURA II
1979-77	CHRYSLER LEBARON (Exc. GTC, GTS)	1979-76	PONTIAC SUNBIRD, ASTRE, J2000
1979-75	CHRYSLER LHS, NEW YORKER, TOWN & COUNTRY WAGON	<b>732-0106</b>	<b>w/o RESERVOIR</b>
1979-75	DODGE TRUCKS B SERIES VAN	1979-75	BUICK SKYHAWK
1979-75	DODGE TRUCKS D, W SERIES PICKUP (2WD & 4WD)	1979-78	CHEVROLET MONZA
1979-75	DODGE TRUCKS M300 MOTOR HOME	1975	CHEVROLET VEGA
1979-75	DODGE TRUCKS RAMCHARGER	1979-75	OLDSMOBILE STARFIRE, JETSTAR 1
1978-75	DODGE CHALLENGER, CHARGER, CORONET	1979-76	PONTIAC FIREBIRD, TRANS AM
1979-75	DODGE DIPLOMAT, ASPEN, DART	1979-75	PONTIAC SUNBIRD, ASTRE, J2000
1979-75	DODGE MONACO, ROYAL MONACO, POLARA, MAGNUM, MIRADA, ST. REGIS, 880	1978-77	VOLVO 240, 260 SERIES (Includes DL, GL, GLE, GLT)
1979-75	FORD TRUCKS E SERIES VAN (Includes Super Duty)	<b>732-0107</b>	<b>w/o RESERVOIR</b>
1979-78	FORD TRUCKS F SERIES, SUPER DUTY PICKUP (2WD & 4WD)	1979-78	DODGE OMNI
1978-75	FORD CROWN VICTORIA, COUNTRY SQUIRE, LTD (Full Size)	1979-78	PLYMOUTH HORIZON, TURISMO
1977-75	FORD CUSTOM, CUSTOM 500, COUNTRY SEDAN, GALAXIE, GALAXIE 500	<b>732-0108</b>	<b>w/o RESERVOIR</b>
1979	FORD FAIRMONT	1984-82	OLDSMOBILE CALAIS, CUTLASS CALAIS
1979	FORD GRANADA	<b>732-2108</b>	<b>w/ RESERVOIR</b>
1976-75	FORD THUNDERBIRD	1972	BUICK CENTURION, INVICTA, WILDCAT
1975	IHC TRUCKS 100, 150, 200, 1000, 1100, 1200, 1300 SERIES; TRAVELALL (1/2 TO 1 TON); TRAVELETTE	1972	BUICK LESABRE, ESTATE WAGON
1979-75	IHC TRUCKS METRO, MS1210, MS1510 (Parcel Delivery)	1972	BUICK PARK AVENUE, ELECTRA
1979-75	IHC TRUCKS SCOUT II, TERRA, TRAVELLER	1972-70	BUICK SKYLARK, APOLLO, GRAN SPORT, SPECIAL, SPORTWAGON
1987-82	JAGUAR VANDEN PLAS	1974-73	CHEVROLET/GMC TRUCKS C, K SERIES PICKUP (2WD & 4WD)
1979-73	JAGUAR XJ12	1974-69	CHEVROLET/GMC TRUCKS EL CAMINO, CABALLERO, SPRINT
1987-73	JAGUAR XJ6	1974-73	CHEVROLET/GMC TRUCKS G SERIES VAN
1980-76	JAGUAR XJS	1974-73	CHEVROLET/GMC TRUCKS SUBURBAN, YUKON XL, YUKON DENALI XL
1979-75	JEEP CHEROKEE	1974-73	CHEVROLET/GMC TRUCKS TAHOE, YUKON, YUKON DENALI, BLAZER (Full Size), JIMMY (Full Size)
1979-75	JEEP CJ5, CJ6, CJ7, DISPATCHER (DJ), JEEPSTER, COMMANDO, UNIVERSAL (CJ)	1974-70	CHEVROLET BEL AIR, BISCAYNE, BROOKWOOD, KINGSWOOD, TOWNSMAN
1979-75	JEEP J SERIES PICKUP, GLADIATOR	1974-69	CHEVROLET CAMARO
1979-75	JEEP WAGONEER	1974-70	CHEVROLET CAPRICE, IMPALA, IMPALA SS
1979-74	LINCOLN CONTINENTAL	1974-69	CHEVROLET MALIBU, CHEVELLE, LAGUNA
1979-74	LINCOLN MARK SERIES	1974-71	CHEVROLET MONTE CARLO
1978-75	MERCURY GRAND MARQUIS, MARQUIS, COLONY PARK	1974-69	CHEVROLET NOVA CHEVY II
1979	MERCURY MONARCH	1974-72	IHC TRUCKS METRO, MS1210, MS1510 (Parcel Delivery)

## Power Steering Pumps - Numerical Listing

Part No.	Product Type	Part No.	Product Type
<b>732-2108 (Cont'd) w/ RESERVOIR</b>		<b>732-2113 (Cont'd) w/ RESERVOIR</b>	
1974-72	IHC TRUCKS SCOUT II, TERRA, TRAVELLER	1967-63	CADILLAC FLEETWOOD SERIES
1971-70	OLDSMOBILE CUTLASS, CUTLASS SUPREME, F-85, 4-4-2, JETFIRE, VISTA CRUISER	1966-65	PONTIAC BONNEVILLE
1974-73	PONTIAC BONNEVILLE	1966-65	PONTIAC CATALINA, GRAND SAFARI, SAFARI
1973	PONTIAC CATALINA, GRAND SAFARI, SAFARI	1966-65	PONTIAC EXECUTIVE, GRAND VILLE, STARCHIEF
1972-67	PONTIAC FIREBIRD, TRANS AM	1966-65	PONTIAC GRAND PRIX
1974-73	PONTIAC GRAND AM	1966-65	PONTIAC LEMANS, GTO, TEMPEST (Exc. Canada)
1974-73	PONTIAC GRAND PRIX	<b>732-2114 w/ RESERVOIR</b>	
1974-70	PONTIAC LEMANS, GTO, TEMPEST (Exc. Canada)	1972-68	AMERICAN MOTORS AMBASSADOR, AMERICAN, CLASSIC, JAVELIN, MARLIN, REBEL, RAMBLER
1972-71	PONTIAC PHOENIX, VENTURA, VENTURA II	1972-68	AMERICAN MOTORS EAGLE, AMX, CONCORD, GREMLIN, HORNET, MATADOR, PACER, SPIRIT
<b>732-2109 w/ RESERVOIR</b>		1968-67	CHEVROLET CAMARO
1974-73	BUICK SKYLARK, APOLLO, GRAN SPORT, SPECIAL, SPORTWAGON	1974-63	CHEVROLET CORVETTE
1974-70	CHEVROLET/GMC TRUCKS EL CAMINO, CABALLERO, SPRINT	1968	CHEVROLET NOVA CHEVY II
1974-69	CHEVROLET BEL AIR, BISCAYNE, BROOKWOOD, KINGSWOOD, TOWNSMAN	1974	JEEP CHEROKEE
1974-73	CHEVROLET CAMARO	1974-72	JEEP CJ5, CJ6, CJ7, DISPATCHER (DJ), JEEPSTER, COMMANDO, UNIVERSAL (CJ),
1974-69	CHEVROLET CAPRICE, IMPALA, IMPALA SS	1974	JEEP J SERIES PICKUP, GLADIATOR
1974-70	CHEVROLET MALIBU, CHEVELLE, LAGUNA	1974-73	JEEP WAGONEER
1970	CHEVROLET MONTE CARLO	<b>732-2115 w/ RESERVOIR</b>	
1974-73	CHEVROLET NOVA CHEVY II	1968-64	CHEVROLET/GMC TRUCKS EL CAMINO, CABALLERO, SPRINT
1974-73	OLDSMOBILE OMEGA	1968-64	CHEVROLET MALIBU, CHEVELLE, LAGUNA
1974-73	PONTIAC FIREBIRD, TRANS AM	<b>732-2116 w/ RESERVOIR</b>	
1974-73	PONTIAC LEMANS, GTO, TEMPEST (Exc. Canada)	1964	PONTIAC BONNEVILLE
1974-73	PONTIAC PHOENIX, VENTURA, VENTURA II	1964	PONTIAC CATALINA, GRAND SAFARI, SAFARI
<b>732-2110 w/ RESERVOIR</b>		1964	PONTIAC EXECUTIVE, GRAND VILLE, STARCHIEF
1973	BUICK CENTURION, INVICTA, WILDCAT	1964	PONTIAC LEMANS, GTO, TEMPEST (Exc. Canada)
1974-73	BUICK CENTURY	<b>732-2117 w/ RESERVOIR</b>	
1974-73	BUICK LESABRE, ESTATE WAGON	1968	CHEVROLET MALIBU, CHEVELLE, LAGUNA
1973	BUICK PARK AVENUE, ELECTRA	<b>732-2118 w/ RESERVOIR</b>	
1974-73	BUICK REGAL (Exc. Somerset, Somerset Regal)	1971-68	OLDSMOBILE 88, DELTA 88, LSS, REGENCY, CUSTOM CRUISER
<b>732-2111 w/ RESERVOIR</b>		1971-68	OLDSMOBILE 98 REGENCY
1974	FORD CROWN VICTORIA, COUNTRY SQUIRE, LTD (Full Size)	1971-68	OLDSMOBILE CUTLASS, CUTLASS SUPREME, F-85, 4-4-2, JETFIRE, VISTA CRUISER
1974	FORD CUSTOM, CUSTOM 500, COUNTRY SEDAN, GALAXIE, GALAXIE 500	1968	OLDSMOBILE DELMONT 88, DYNAMIC 88, SUPER 88, JETSTAR 88
1973	FORD THUNDERBIRD	<b>732-2119 w/ RESERVOIR</b>	
1974-73	MERCURY COMMUTER, MARAUDER, MONTCLAIR, MONTEREY, PARKLANE	1970-68	CADILLAC COMMERCIAL CHASSIS FUNERAL COACH
1974-73	MERCURY GRAND MARQUIS, MARQUIS, COLONY PARK	1970-68	CADILLAC DEVILLE, DEVILLE CONCOURS, CALAIS
<b>732-2112 w/ RESERVOIR</b>		1970-68	CADILLAC ELDORADO
1963-61	BUICK SKYLARK, APOLLO, GRAN SPORT, SPECIAL, SPORTWAGON	1970-68	CADILLAC FLEETWOOD SERIES
1972-63	CHEVROLET/GMC TRUCKS C, K SERIES PICKUP (2WD & 4WD)	<b>732-2120 w/ RESERVOIR</b>	
1972-71	CHEVROLET/GMC TRUCKS G SERIES VAN	1971-68	OLDSMOBILE TORONADO, TROFEO
1972-68	CHEVROLET/GMC TRUCKS SUBURBAN, YUKON XL, YUKON DENALI XL	<b>732-2121 w/ RESERVOIR</b>	
1972-70	CHEVROLET/GMC TRUCKS TAHOE, YUKON, YUKON DENALI, BLAZER (Full Size), JIMMY (Full Size)	1970-67	PONTIAC BONNEVILLE
1968-61	CHEVROLET BEL AIR, BISCAYNE, BROOKWOOD, KINGSWOOD, TOWNSMAN	1970-67	PONTIAC CATALINA, GRAND SAFARI, SAFARI
1968-61	CHEVROLET CAPRICE, IMPALA, IMPALA SS	1970-67	PONTIAC EXECUTIVE, GRAND VILLE, STARCHIEF
1967-62	CHEVROLET NOVA CHEVY II	1970-67	PONTIAC FIREBIRD, TRANS AM
1963-61	OLDSMOBILE CUTLASS, CUTLASS SUPREME, F-85, 4-4-2, JETFIRE, VISTA CRUISER	1970-67	PONTIAC GRAND PRIX
<b>732-2113 w/ RESERVOIR</b>		1970-67	PONTIAC LEMANS, GTO, TEMPEST (Exc. Canada)
1967-66	CADILLAC COMMERCIAL CHASSIS FUNERAL COACH	<b>732-2122 w/ RESERVOIR</b>	
1967-63	CADILLAC DEVILLE, DEVILLE CONCOURS, CALAIS	1973-71	BUICK CENTURION, INVICTA, WILDCAT
1967-63	CADILLAC ELDORADO	1974-71	BUICK LESABRE, ESTATE WAGON
		1974-71	BUICK PARK AVENUE, ELECTRA
		1974-71	BUICK RIVIERA

## Power Steering Pumps - Numerical Listing

Part No.	Product Type	Part No.	Product Type
<b>732-2122 (Cont'd) w/ RESERVOIR</b>		<b>732-2128 (Cont'd) w/ RESERVOIR</b>	
1971-70	BUICK SKYLARK, APOLLO, GRAN SPORT, SPECIAL, SPORTWAGON	1972-71	PONTIAC CATALINA, GRAND SAFARI, SAFARI
<b>732-2123 w/ RESERVOIR</b>		1972-71	PONTIAC EXECUTIVE, GRAND VILLE, STARCHIEF
1974-69	CHRYSLER TRUCKS - MEDIUM DUTY C700-900, CT700	1974-71	PONTIAC FIREBIRD, TRANS AM
1974-69	CHRYSLER TRUCKS - MEDIUM DUTY D400-700	1972-71	PONTIAC GRAND PRIX
1974-69	CHRYSLER TRUCKS - MEDIUM DUTY L600-700	1972-71	PONTIAC LEMANS, GTO, TEMPEST (Exc. Canada)
1971-69	CHRYSLER 300	1974-71	PONTIAC PHOENIX, VENTURA, VENTURA II
1974-69	CHRYSLER FIFTH AVENUE, IMPERIAL, NEWPORT, WINDSOR	<b>732-2129 w/ RESERVOIR</b>	
1974-69	CHRYSLER LHS, NEW YORKER, TOWN & COUNTRY WAGON	1972	BUICK SKYLARK, APOLLO, GRAN SPORT, SPECIAL, SPORTWAGON
1974-69	DODGE TRUCKS - MEDIUM DUTY C700-900, CT700	1973-72	FORD THUNDERBIRD
1974-69	DODGE TRUCKS - MEDIUM DUTY D400-700	1973-72	LINCOLN CONTINENTAL
1974-69	DODGE TRUCKS - MEDIUM DUTY L600-700	1973-72	LINCOLN MARK SERIES
1974-72	DODGE TRUCKS B SERIES VAN	<b>732-2130 w/ RESERVOIR</b>	
1974-63	DODGE TRUCKS D, W SERIES PICKUP (2WD & 4WD)	1974-68	AMERICAN MOTORS AMBASSADOR, AMERICAN, CLASSIC, JAVELIN, MARLIN, REBEL, RAMBLER
1974-69	DODGE TRUCKS M300 MOTOR HOME	1974-68	AMERICAN MOTORS EAGLE, AMX, CONCORD, GREMLIN, HORNET, MATADOR, PACER, SPIRIT
1974	DODGE TRUCKS RAMCHARGER	1974-72	IHC TRUCKS 100, 150, 200, 1000, 1100, 1200, 1300 SERIES; TRAVELALL (1/2 TO 1 TON); TRAVELETTE
1974-65	DODGE CHALLENGER, CHARGER, CORONET	1974	JEEP CHEROKEE
1974-69	DODGE DIPLOMAT, ASPEN, DART	1974-72	JEEP CJ5, CJ6, CJ7, DISPATCHER (DJ), JEEPSTER, COMMANDO, UNIVERSAL (CJ),
1974-67	DODGE MONACO, ROYAL MONACO, POLARA, MAGNUM, MIRADA, ST. REGIS, 880	1974	JEEP J SERIES PICKUP, GLADIATOR
1974-69	PLYMOUTH TRUCKS MEDIUM DUTY C700-900, CT700	1974-72	JEEP WAGONEER
1974-69	PLYMOUTH TRUCKS MEDIUM DUTY D400-700	<b>732-2131 w/ RESERVOIR</b>	
1974-69	PLYMOUTH TRUCKS MEDIUM DUTY L600-700	1968-67	BUICK LESABRE, ESTATE WAGON
1974	PLYMOUTH TRUCKS PB SERIES VAN	1969-67	BUICK SKYLARK, APOLLO, GRAN SPORT, SPECIAL, SPORTWAGON
1974	PLYMOUTH TRUCKS TRAIL DUSTER	1974-73	CHEVROLET/GMC TRUCKS C, K SERIES PICKUP (2WD & 4WD)
1974-69	PLYMOUTH BARRACUDA	1974-73	CHEVROLET/GMC TRUCKS SUBURBAN, YUKON XL, YUKON DENALI XL
1974-65	PLYMOUTH BELVEDERE, GTX, ROAD RUNNER, SATELLITE	1974-73	CHEVROLET/GMC TRUCKS TAHOE, YUKON, YUKON DENALI, BLAZER (Full Size), JIMMY (Full Size)
1974-67	PLYMOUTH FURY, GRAN FURY, SUBURBAN, SAVOY, VIP	1973	DODGE MONACO, ROYAL MONACO, POLARA, MAGNUM, MIRADA, ST. REGIS, 880
1974-69	PLYMOUTH VOLARE, DUSTER, SCAMP, VALIANT	1973	PLYMOUTH FURY, GRAN FURY, SUBURBAN, SAVOY, VIP
<b>732-2124 w/ RESERVOIR</b>		<b>732-2132 w/ RESERVOIR</b>	
1970-67	BUICK CENTURION, INVICTA, WILDCAT	1969-68	BUICK SKYLARK, APOLLO, GRAN SPORT, SPECIAL, SPORTWAGON
1970	BUICK LESABRE, ESTATE WAGON	1974-73	CHEVROLET/GMC TRUCKS C, K SERIES PICKUP (2WD & 4WD)
1970-67	BUICK PARK AVENUE, ELECTRA	1974-64	CHEVROLET/GMC TRUCKS EL CAMINO, CABALLERO, SPRINT
1970-67	BUICK RIVIERA	1974-73	CHEVROLET/GMC TRUCKS SUBURBAN, YUKON XL, YUKON DENALI XL
1974-71	CHEVROLET/GMC TRUCKS G SERIES VAN	1974-73	CHEVROLET/GMC TRUCKS TAHOE, YUKON, YUKON DENALI, BLAZER (Full Size), JIMMY (Full Size)
<b>732-2125 w/ RESERVOIR</b>		1974-65	CHEVROLET BEL AIR, BISCAYNE, BROOKWOOD, KINGSWOOD, TOWNSMAN
1972	BUICK CENTURION, INVICTA, WILDCAT	1969-67	CHEVROLET CAMARO
1972-69	BUICK LESABRE, ESTATE WAGON	1974-66	CHEVROLET CAPRICE, IMPALA, IMPALA SS
1972	BUICK PARK AVENUE, ELECTRA	1974-64	CHEVROLET MALIBU, CHEVELLE, LAGUNA
1972-71	BUICK SKYLARK, APOLLO, GRAN SPORT, SPECIAL, SPORTWAGON	1974-71	CHEVROLET MONTE CARLO
1968-67	CHEVROLET BEL AIR, BISCAYNE, BROOKWOOD, KINGSWOOD, TOWNSMAN	1969-68	CHEVROLET NOVA CHEVY II
1968-67	CHEVROLET CAPRICE, IMPALA, IMPALA SS	1974-72	IHC TRUCKS METRO, MS1210, MS1510 (Parcel Delivery)
1974-71	CHEVROLET VEGA	1974-72	IHC TRUCKS SCOUT II, TERRA, TRAVELLER
<b>732-2126 w/ RESERVOIR</b>		1969-68	OLDSMOBILE CUTLASS, CUTLASS SUPREME, F-85, 4-4-2, JETFIRE, VISTA CRUISER
1970	CHEVROLET CAPRICE, IMPALA, IMPALA SS	1974-73	PONTIAC BONNEVILLE
<b>732-2127 w/ RESERVOIR</b>		1974-73	PONTIAC CATALINA, GRAND SAFARI, SAFARI
1974-71	CADILLAC COMMERCIAL CHASSIS FUNERAL COACH	1974-73	PONTIAC EXECUTIVE, GRAND VILLE, STARCHIEF
1974-71	CADILLAC DEVILLE, DEVILLE CONCOURS, CALAIS		
1974-71	CADILLAC ELDORADO		
1974-71	CADILLAC FLEETWOOD SERIES		
<b>732-2128 w/ RESERVOIR</b>			
1974-73	BUICK CENTURY		
1974-73	BUICK REGAL (Exc. Somerset, Somerset Regal)		
1974-73	BUICK SKYLARK, APOLLO, GRAN SPORT, SPECIAL, SPORTWAGON		
1972-71	PONTIAC BONNEVILLE		

## Power Steering Pumps - Numerical Listing

Part No.	Product Type	Part No.	Product Type
<b>732-2132 (Cont'd) w/ RESERVOIR</b>		<b>732-2138 w/ RESERVOIR</b>	
1974-73	PONTIAC GRAND AM	1975	BUICK SKYLARK, APOLLO, GRAN SPORT, SPECIAL, SPORTWAGON
1974-73	PONTIAC LEMANS, GTO, TEMPEST (Exc. Canada)	1977-75	CHEVROLET/GMC TRUCKS EL CAMINO, CABALLERO, SPRINT
<b>732-2133 w/ RESERVOIR</b>		1979-75	CHEVROLET CAMARO
1974-72	OLDSMOBILE 88, DELTA 88, LSS, REGENCY, CUSTOM CRUISER	1979-77	CHEVROLET CAPRICE, IMPALA, IMPALA SS
1974-72	OLDSMOBILE 98 REGENCY	1977-75	CHEVROLET MALIBU, CHEVELLE, LAGUNA
1974-72	OLDSMOBILE CUTLASS, CUTLASS SUPREME, F-85, 4-4-2, JETFIRE, VISTA CRUISER	1979-75	CHEVROLET NOVA CHEVY II
1974-73	OLDSMOBILE OMEGA	1979-75	CHRYSLER CORDOBA
1974-72	OLDSMOBILE TORONADO, TROFEO	1979-75	CHRYSLER FIFTH AVENUE, IMPERIAL, NEWPORT, WINDSOR
<b>732-2134 w/ RESERVOIR</b>		1979-77	CHRYSLER LEBARON (Exc. GTC, GTS)
1974	FORD THUNDERBIRD	1979-75	CHRYSLER LHS, NEW YORKER, TOWN & COUNTRY WAGON
1974	LINCOLN CONTINENTAL	1978-75	DODGE CHALLENGER, CHARGER, CORONET
1974	LINCOLN MARK SERIES	1979-75	DODGE DIPLOMAT, ASPEN, DART
<b>732-2135 w/ RESERVOIR</b>		1979-75	DODGE MONACO, ROYAL MONACO, POLARA, MAGNUM, MIRADA, ST. REGIS, 880
1972-68	CHEVROLET/GMC TRUCKS C, K SERIES PICKUP (2WD & 4WD)	1976-75	OLDSMOBILE CUTLASS, CUTLASS SUPREME, F-85, 4-4-2, JETFIRE, VISTA CRUISER
<b>732-2136 w/ RESERVOIR</b>		1976-75	OLDSMOBILE OMEGA
1974-73	CHEVROLET/GMC TRUCKS C, K SERIES PICKUP (2WD & 4WD)	1975	PLYMOUTH BELVEDERE, GTX, ROAD RUNNER, SATELLITE
1974-73	CHEVROLET/GMC TRUCKS EL CAMINO, CABALLERO, SPRINT	1979-75	PLYMOUTH FURY, GRAN FURY, SUBURBAN, SAVOY, VIP
1970	CHEVROLET BEL AIR, BISCAYNE, BROOKWOOD, KINGSWOOD, TOWNSMAN	1979-75	PLYMOUTH VOLARE, DUSTER, SCAMP, VALIANT
1970	CHEVROLET CAPRICE, IMPALA, IMPALA SS	1975	PONTIAC FIREBIRD, TRANS AM
1970-64	DODGE TRUCKS A100	1979-77	PONTIAC LAURENTIAN (Canada)
<b>732-2137 w/ RESERVOIR</b>		1976-75	PONTIAC LEMANS, GTO, TEMPEST (Exc. Canada)
1977	BUICK CENTURY	1979-77	PONTIAC PARISIENNE
1978	BUICK LESABRE, ESTATE WAGON	1976-75	PONTIAC PHOENIX, VENTURA, VENTURA II
1978	BUICK PARK AVENUE, ELECTRA	<b>732-2139 w/ RESERVOIR</b>	
1977	BUICK REGAL (Exc. Somerset, Somerset Regal)	1977	BUICK CENTURY
1978-75	BUICK SKYLARK, APOLLO, GRAN SPORT, SPECIAL, SPORTWAGON	1978	BUICK LESABRE, ESTATE WAGON
1979-75	CHEVROLET/GMC TRUCKS C, K SERIES PICKUP (2WD & 4WD)	1978	BUICK PARK AVENUE, ELECTRA
1977-75	CHEVROLET/GMC TRUCKS EL CAMINO, CABALLERO, SPRINT	1979-77	BUICK REGAL (Exc. Somerset, Somerset Regal)
1979-75	CHEVROLET/GMC TRUCKS SUBURBAN, YUKON XL, YUKON DENALI XL	1978-75	BUICK SKYLARK, APOLLO, GRAN SPORT, SPECIAL, SPORTWAGON
1979-75	CHEVROLET/GMC TRUCKS TAHOE, YUKON, YUKON DENALI, BLAZER (Full Size), JIMMY (Full Size)	1979-75	CHEVROLET/GMC TRUCKS C, K SERIES PICKUP (2WD & 4WD)
1978-75	CHEVROLET CAMARO	1979-75	CHEVROLET/GMC TRUCKS EL CAMINO, CABALLERO, SPRINT
1978-77	CHEVROLET CAPRICE, IMPALA, IMPALA SS	1979-75	CHEVROLET/GMC TRUCKS SUBURBAN, YUKON XL, YUKON DENALI XL
1977-75	CHEVROLET MALIBU, CHEVELLE, LAGUNA	1979-75	CHEVROLET/GMC TRUCKS TAHOE, YUKON, YUKON DENALI, BLAZER (Full Size), JIMMY (Full Size)
1977-75	CHEVROLET MONTE CARLO	1978-75	CHEVROLET CAMARO
1979-78	CHEVROLET MONZA	1978-77	CHEVROLET CAPRICE, IMPALA, IMPALA SS
1978-75	CHEVROLET NOVA CHEVY II	1979-75	CHEVROLET MALIBU, CHEVELLE, LAGUNA
1979-75	IHC TRUCKS METRO, MS1210, MS1510 (Parcel Delivery)	1979-75	CHEVROLET MONTE CARLO
1979-75	IHC TRUCKS SCOUT II, TERRA, TRAVELLER	1979-78	CHEVROLET MONZA
1977	OLDSMOBILE 88, DELTA 88, LSS, REGENCY, CUSTOM CRUISER	1978-75	CHEVROLET NOVA CHEVY II
1977	OLDSMOBILE 98 REGENCY	1979-75	IHC TRUCKS METRO, MS1210, MS1510 (Parcel Delivery)
1978-77	OLDSMOBILE OMEGA	1979-75	IHC TRUCKS SCOUT II, TERRA, TRAVELLER
1979-78	OLDSMOBILE STARFIRE, JETSTAR 1	1977	OLDSMOBILE 88, DELTA 88, LSS, REGENCY, CUSTOM CRUISER
1977	PONTIAC BONNEVILLE	1977	OLDSMOBILE 98 REGENCY
1977	PONTIAC CATALINA, GRAND SAFARI, SAFARI	1978-77	OLDSMOBILE OMEGA
1978-77	PONTIAC FIREBIRD, TRANS AM	1979-78	OLDSMOBILE STARFIRE, JETSTAR 1
1978-77	PONTIAC LAURENTIAN (Canada)	1977	PONTIAC BONNEVILLE
1977	PONTIAC LEMANS, GTO, TEMPEST (Exc. Canada)	1977	PONTIAC CATALINA, GRAND SAFARI, SAFARI
1978-77	PONTIAC PARISIENNE	1978-77	PONTIAC FIREBIRD, TRANS AM
1978-75	PONTIAC PHOENIX, VENTURA, VENTURA II	1978-77	PONTIAC LAURENTIAN (Canada)
1979-77	PONTIAC SUNBIRD, ASTRE, J2000	1977	PONTIAC LEMANS, GTO, TEMPEST (Exc. Canada)
		1978-77	PONTIAC PARISIENNE
		1979-75	PONTIAC PHOENIX, VENTURA, VENTURA II
		1979-77	PONTIAC SUNBIRD, ASTRE, J2000



## Power Steering Pumps - Numerical Listing

Part No.	Product Type	Part No.	Product Type
<b>732-2140</b>	<b>w/ RESERVOIR</b>	<b>732-2145</b>	<b>w/ RESERVOIR</b>
1979-75	BUICK CENTURY	1979-75	CHRYSLER CORDOBA
1979-75	BUICK LESABRE, ESTATE WAGON	1979-77	CHRYSLER FIFTH AVENUE, IMPERIAL, NEWPORT, WINDSOR
1979-76	BUICK PARK AVENUE, ELECTRA	1979-77	CHRYSLER LEBARON (Exc. GTC, GTS)
1979-75	BUICK REGAL (Exc. Somerset, Somerset Regal)	1979-77	CHRYSLER LHS, NEW YORKER, TOWN & COUNTRY WAGON
1979-76	BUICK SKYLARK, APOLLO, GRAN SPORT, SPECIAL, SPORTWAGON	1978-75	DODGE TRUCKS B SERIES VAN
1979-78	CHEVROLET/GMC TRUCKS EL CAMINO, CABALLERO, SPRINT	1979-75	DODGE TRUCKS D, W SERIES PICKUP (2WD & 4WD)
1979-78	CHEVROLET MALIBU, CHEVELLE, LAGUNA	1979-75	DODGE TRUCKS M300 MOTOR HOME
1979-78	CHEVROLET MONTE CARLO	1979-75	DODGE TRUCKS RAMCHARGER
1979	CHEVROLET NOVA CHEVY II	1978-75	DODGE CHALLENGER, CHARGER, CORONET
1979-78	OLDSMOBILE 88, DELTA 88, LSS, REGENCY, CUSTOM CRUISER	1979-75	DODGE DIPLOMAT, ASPEN, DART
1979-78	OLDSMOBILE CUTLASS, CUTLASS SUPREME, F-85, 4-4-2, JETFIRE, VISTA CRUISER	1979-75	DODGE MONACO, ROYAL MONACO, POLARA, MAGNUM, MIRADA, ST. REGIS, 880
1979-75	OLDSMOBILE OMEGA	1978-75	PLYMOUTH TRUCKS PB SERIES VAN
1979-75	PONTIAC BONNEVILLE	1979-75	PLYMOUTH TRUCKS TRAIL DUSTER
1979-75	PONTIAC CATALINA, GRAND SAFARI, SAFARI	1975	PLYMOUTH BELVEDERE, GTX, ROAD RUNNER, SATELLITE
1975	PONTIAC EXECUTIVE, GRAND VILLE, STARCHIEF	1979-75	PLYMOUTH FURY, GRAN FURY, SUBURBAN, SAVOY, VIP
1979	PONTIAC GRAND AM	1979-75	PLYMOUTH VOLARE, DUSTER, SCAMP, VALIANT
1979-75	PONTIAC GRAND PRIX	<b>732-2146</b>	<b>w/ RESERVOIR</b>
1979-78	PONTIAC LEMANS, GTO, TEMPEST (Exc. Canada)	1979-75	CHEVROLET/GMC TRUCKS G SERIES VAN
1978-76	PONTIAC PHOENIX, VENTURA, VENTURA II	<b>732-2147</b>	<b>w/ RESERVOIR</b>
<b>732-2141</b>	<b>w/ RESERVOIR</b>	1975	CHEVROLET VEGA
1977	BUICK CENTURY	1975	PONTIAC SUNBIRD, ASTRE, J2000
1979-77	BUICK LESABRE, ESTATE WAGON	<b>732-2148</b>	<b>w/ RESERVOIR</b>
1979-77	BUICK PARK AVENUE, ELECTRA	1979-75	BUICK SKYHAWK
1977	BUICK REGAL (Exc. Somerset, Somerset Regal)	1979-78	CHEVROLET MONZA
1979-77	BUICK RIVIERA	1979-75	OLDSMOBILE STARFIRE, JETSTAR 1
1979	CADILLAC ELDORADO	1979-76	PONTIAC FIREBIRD, TRANS AM
1979-77	OLDSMOBILE 88, DELTA 88, LSS, REGENCY, CUSTOM CRUISER	1979-76	PONTIAC SUNBIRD, ASTRE, J2000
1979-77	OLDSMOBILE 98 REGENCY	<b>732-2149</b>	<b>w/ RESERVOIR</b>
1979-77	OLDSMOBILE CUTLASS, CUTLASS SUPREME, F-85, 4-4-2, JETFIRE, VISTA CRUISER	1979-75	CADILLAC COMMERCIAL CHASSIS FUNERAL COACH
1979	OLDSMOBILE TORONADO, TROFEO	1979-75	CADILLAC DEVILLE, DEVILLE CONCOURS, CALAIS
1979-77	PONTIAC BONNEVILLE	1975	CADILLAC ELDORADO
1979-77	PONTIAC CATALINA, GRAND SAFARI, SAFARI	1979-75	CADILLAC FLEETWOOD SERIES
<b>732-2142</b>	<b>w/ RESERVOIR</b>	<b>732-2150</b>	<b>w/ RESERVOIR</b>
1976-75	BUICK CENTURY	1979-75	BUICK CENTURY
1976-75	BUICK LESABRE, ESTATE WAGON	1979-76	BUICK LESABRE, ESTATE WAGON
1976-75	BUICK PARK AVENUE, ELECTRA	1979-75	BUICK REGAL (Exc. Somerset, Somerset Regal)
1976-75	BUICK REGAL (Exc. Somerset, Somerset Regal)	1979	BUICK RIVIERA
1976-75	BUICK RIVIERA	1979-75	BUICK SKYLARK, APOLLO, GRAN SPORT, SPECIAL, SPORTWAGON
<b>732-2143</b>	<b>w/ RESERVOIR</b>	1979-78	CHEVROLET/GMC TRUCKS EL CAMINO, CABALLERO, SPRINT
1979-77	CHRYSLER CORDOBA	1979-78	CHEVROLET MALIBU, CHEVELLE, LAGUNA
1979-77	CHRYSLER FIFTH AVENUE, IMPERIAL, NEWPORT, WINDSOR	1979-78	CHEVROLET MONTE CARLO
1979-77	CHRYSLER LEBARON (Exc. GTC, GTS)	1979	CHEVROLET NOVA CHEVY II
1979-77	CHRYSLER LHS, NEW YORKER, TOWN & COUNTRY WAGON	1979-77	OLDSMOBILE 88, DELTA 88, LSS, REGENCY, CUSTOM CRUISER
1978-77	DODGE CHALLENGER, CHARGER, CORONET	1979-77	OLDSMOBILE CUTLASS, CUTLASS SUPREME, F-85, 4-4-2, JETFIRE, VISTA CRUISER
1979-77	DODGE DIPLOMAT, ASPEN, DART	1979-77	OLDSMOBILE OMEGA
1979-77	DODGE MONACO, ROYAL MONACO, POLARA, MAGNUM, MIRADA, ST. REGIS, 880	1979-77	PONTIAC BONNEVILLE
1979-77	PLYMOUTH FURY, GRAN FURY, SUBURBAN, SAVOY, VIP	1979-77	PONTIAC CATALINA, GRAND SAFARI, SAFARI
1979-77	PLYMOUTH VOLARE, DUSTER, SCAMP, VALIANT	1979-75	PONTIAC FIREBIRD, TRANS AM
<b>732-2144</b>	<b>w/ RESERVOIR</b>	1979-78	PONTIAC GRAND AM
1975	FORD CROWN VICTORIA, COUNTRY SQUIRE, LTD (Full Size)	1979-78	PONTIAC GRAND PRIX
1975	FORD CUSTOM, CUSTOM 500, COUNTRY SEDAN, GALAXIE, GALAXIE 500	1979-77	PONTIAC LEMANS, GTO, TEMPEST (Exc. Canada)
1975	MERCURY GRAND MARQUIS, MARQUIS, COLONY PARK	1979-77	PONTIAC PHOENIX, VENTURA, VENTURA II
		<b>732-2151</b>	<b>w/ RESERVOIR</b>
		1979-77	FORD TRUCKS E SERIES VAN (Includes Super Duty)

## Power Steering Pumps - Numerical Listing

Part No.	Product Type	Part No.	Product Type
<b>732-2151 (Cont'd) w/ RESERVOIR</b>		<b>732-2155 (Cont'd) w/ RESERVOIR</b>	
1976	FORD CROWN VICTORIA, COUNTRY SQUIRE, LTD (Full Size)	1977-75	PONTIAC PHOENIX, VENTURA, VENTURA II
1976	FORD CUSTOM, CUSTOM 500, COUNTRY SEDAN, GALAXIE, GALAXIE 500	<b>732-2156 w/ RESERVOIR</b>	
1976-75	FORD THUNDERBIRD	1976	PONTIAC BONNEVILLE
<b>732-2152 w/ RESERVOIR</b>		1976	PONTIAC CATALINA, GRAND SAFARI, SAFARI
1979-75	AMERICAN MOTORS EAGLE, AMX, CONCORD, GREMLIN, HORNET, MATADOR, PACER, SPIRIT	1975	PONTIAC GRAND AM
1975	IHC TRUCKS 100, 150, 200, 1000, 1100, 1200, 1300 SERIES; TRAVELALL (1/2 TO 1 TON); TRAVELETTE	1977-76	PONTIAC GRAND PRIX
1979-75	JEEP CHEROKEE	1976-75	PONTIAC LEMANS, GTO, TEMPEST (Exc. Canada)
1979-75	JEEP CJ5, CJ6, CJ7, DISPATCHER (DJ), JEEPSTER, COMMANDO, UNIVERSAL (CJ),	1979-77	PONTIAC PHOENIX, VENTURA, VENTURA II
1979-75	JEEP J SERIES PICKUP, GLADIATOR	<b>732-2157 w/ RESERVOIR</b>	
1979-75	JEEP WAGONEER	1977-75	CHEVROLET/GMC TRUCKS EL CAMINO, CABALLERO, SPRINT
<b>732-2153 w/ RESERVOIR</b>		1979-75	CHEVROLET CAMARO
1979-75	CHEVROLET/GMC TRUCKS C, K SERIES PICKUP (2WD & 4WD)	1979-77	CHEVROLET CAPRICE, IMPALA, IMPALA SS
1979-75	CHEVROLET/GMC TRUCKS SUBURBAN, YUKON XL, YUKON DENALI XL	1979-75	CHEVROLET CORVETTE
1979-75	CHEVROLET/GMC TRUCKS TAHOE, YUKON, YUKON DENALI, BLAZER (Full Size), JIMMY (Full Size)	1977-75	CHEVROLET MALIBU, CHEVELLE, LAGUNA
1979-75	CHEVROLET MONZA	1977-76	CHEVROLET MONZA
1976	CHRYSLER CORDOBA	1979-75	CHEVROLET NOVA CHEVY II
1978-76	CHRYSLER FIFTH AVENUE, IMPERIAL, NEWPORT, WINDSOR	1977-76	CHEVROLET VEGA
1978-76	CHRYSLER LHS, NEW YORKER, TOWN & COUNTRY WAGON	1976-75	OLDSMOBILE CUTLASS, CUTLASS SUPREME, F-85, 4-4-2, JETFIRE, VISTA CRUISER
1976-75	DODGE CHALLENGER, CHARGER, CORONET	1976	OLDSMOBILE OMEGA
1978-76	DODGE MONACO, ROYAL MONACO, POLARA, MAGNUM, MIRADA, ST. REGIS, 880	1977-76	OLDSMOBILE STARFIRE, JETSTAR 1
1979-77	OLDSMOBILE STARFIRE, JETSTAR 1	1975	PONTIAC FIREBIRD, TRANS AM
1975	PLYMOUTH BELVEDERE, GTX, ROAD RUNNER, SATELLITE	1979-77	PONTIAC LAURENTIAN (Canada)
1979-76	PLYMOUTH FURY, GRAN FURY, SUBURBAN, SAVOY, VIP	1976-75	PONTIAC LEMANS, GTO, TEMPEST (Exc. Canada)
1979-78	PONTIAC SUNBIRD, ASTRE, J2000	1979-77	PONTIAC PARISIENNE
<b>732-2154 w/ RESERVOIR</b>		1976-75	PONTIAC PHOENIX, VENTURA, VENTURA II
1979-75	CHEVROLET/GMC TRUCKS C, K SERIES PICKUP (2WD & 4WD)	1977-76	PONTIAC SUNBIRD, ASTRE, J2000
1976-75	CHEVROLET/GMC TRUCKS EL CAMINO, CABALLERO, SPRINT	<b>732-2158 w/ RESERVOIR</b>	
1979-75	CHEVROLET/GMC TRUCKS SUBURBAN, YUKON XL, YUKON DENALI XL	1979-77	PONTIAC FIREBIRD, TRANS AM
1979-75	CHEVROLET/GMC TRUCKS TAHOE, YUKON, YUKON DENALI, BLAZER (Full Size), JIMMY (Full Size)	1977	PONTIAC GRAND PRIX
1975	CHEVROLET BEL AIR, BISCAYNE, BROOKWOOD, KINGSWOOD, TOWNSMAN	1977	PONTIAC LEMANS, GTO, TEMPEST (Exc. Canada)
1976-75	CHEVROLET CAPRICE, IMPALA, IMPALA SS	<b>732-2159 w/ RESERVOIR</b>	
1976-75	CHEVROLET MALIBU, CHEVELLE, LAGUNA	1979-78	BUICK CENTURY
1976-75	CHEVROLET MONTE CARLO	1979	BUICK SKYLARK, APOLLO, GRAN SPORT, SPECIAL, SPORTWAGON
1979-75	IHC TRUCKS METRO, MS1210, MS1510 (Parcel Delivery)	1979	CHEVROLET/GMC TRUCKS EL CAMINO, CABALLERO, SPRINT
1979-75	IHC TRUCKS SCOUT II, TERRA, TRAVELLER	1979	CHEVROLET CAMARO
1976	PONTIAC LAURENTIAN (Canada)	1979	CHEVROLET CAPRICE, IMPALA, IMPALA SS
1976	PONTIAC PARISIENNE	1979	CHEVROLET MALIBU, CHEVELLE, LAGUNA
<b>732-2155 w/ RESERVOIR</b>		1979	CHEVROLET MONTE CARLO
1977-75	BUICK SKYLARK, APOLLO, GRAN SPORT, SPECIAL, SPORTWAGON	1979	CHEVROLET NOVA CHEVY II
1979-76	CADILLAC SEVILLE	1979-78	OLDSMOBILE CUTLASS, CUTLASS SUPREME, F-85, 4-4-2, JETFIRE, VISTA CRUISER
1976-75	OLDSMOBILE 88, DELTA 88, LSS, REGENCY, CUSTOM CRUISER	1979	OLDSMOBILE OMEGA
1976-75	OLDSMOBILE 98 REGENCY	1979	PONTIAC FIREBIRD, TRANS AM
1976-75	OLDSMOBILE CUTLASS, CUTLASS SUPREME, F-85, 4-4-2, JETFIRE, VISTA CRUISER	1979-78	PONTIAC GRAND AM
1976-75	OLDSMOBILE OMEGA	1979-78	PONTIAC GRAND PRIX
1978-75	OLDSMOBILE TORONADO, TROFEO	1979	PONTIAC LAURENTIAN (Canada)
1976	PONTIAC LEMANS, GTO, TEMPEST (Exc. Canada)	1979-78	PONTIAC LEMANS, GTO, TEMPEST (Exc. Canada)
		1979	PONTIAC PARISIENNE
		1979	PONTIAC PHOENIX, VENTURA, VENTURA II
		<b>732-2160 w/ RESERVOIR</b>	
		1979-78	DODGE OMNI
		1979-78	PLYMOUTH HORIZON, TURISMO
		<b>732-2161 w/ RESERVOIR</b>	
		1979	FORD FAIRMONT
		1979	FORD GRANADA
		1979	MERCURY MONARCH

## Power Steering Pumps - Numerical Listing

Part No.	Product Type	Part No.	Product Type
<b>732-2161 (Cont'd)</b>	<b>w/ RESERVOIR</b>	<b>732-2174</b>	<b>w/ RESERVOIR</b>
1979 MERCURY ZEPHYR		1978-76 CHEVROLET/GMC TRUCKS G SERIES VAN	
<b>732-2162</b>	<b>w/ RESERVOIR</b>	<b>732-2175</b>	<b>w/ RESERVOIR</b>
1978-77 FORD CROWN VICTORIA, COUNTRY SQUIRE, LTD (Full Size)		1979-76 CHEVROLET/GMC TRUCKS C, K SERIES PICKUP (2WD & 4WD)	
1977 FORD CUSTOM, CUSTOM 500, COUNTRY SEDAN, GALAXIE, GALAXIE 500		<b>732-2176</b>	<b>w/ RESERVOIR</b>
1978-76 MERCURY GRAND MARQUIS, MARQUIS, COLONY PARK		1976 CHEVROLET/GMC TRUCKS C, K SERIES PICKUP (2WD & 4WD)	
<b>732-2163</b>	<b>w/ RESERVOIR</b>	<b>732-2177</b>	<b>w/ RESERVOIR</b>
1977-75 FORD TRUCKS E SERIES VAN (Includes Super Duty)		1979-75 CHEVROLET/GMC TRUCKS P SERIES	
<b>732-2164</b>	<b>w/ RESERVOIR</b>	<b>732-2178</b>	<b>w/ RESERVOIR</b>
1979-75 CHEVROLET/GMC TRUCKS C, K SERIES PICKUP (2WD & 4WD)		1978-77 CHEVROLET/GMC TRUCKS C, K SERIES PICKUP (2WD & 4WD)	
1977 CHEVROLET/GMC TRUCKS EL CAMINO, CABALLERO, SPRINT		<b>732-2179</b>	<b>w/ RESERVOIR</b>
1979-75 CHEVROLET/GMC TRUCKS G SERIES VAN		1979-76 CHEVROLET/GMC TRUCKS C, K SERIES PICKUP (2WD & 4WD)	
1979 CHEVROLET/GMC TRUCKS SUBURBAN, YUKON XL, YUKON DENALI XL		<b>732-2180</b>	<b>w/ RESERVOIR</b>
1979 DODGE TRUCKS B SERIES VAN		1984-82 OLDSMOBILE CALAIS, CUTLASS CALAIS	
1979 PLYMOUTH TRUCKS PB SERIES VAN		<b>733-0101</b>	<b>w/o RESERVOIR</b>
<b>732-2165</b>	<b>w/ RESERVOIR</b>	1997-93 VOLVO 850 SERIES	
1979 CADILLAC ELDORADO		1997-92 VOLVO 960 SERIES	
1979 OLDSMOBILE TORONADO, TROFEO		1998 VOLVO C70	
<b>732-2166</b>	<b>w/ RESERVOIR</b>	1998 VOLVO S70	
1979 CADILLAC DEVILLE, DEVILLE CONCOURS, CALAIS		1998 VOLVO S90, V90	
1979 CADILLAC FLEETWOOD SERIES		1998 VOLVO V70	
<b>732-2167</b>	<b>w/ RESERVOIR</b>	<b>733-0103</b>	<b>w/o RESERVOIR</b>
1979-78 OLDSMOBILE CUTLASS, CUTLASS SUPREME, F-85, 4-4-2, JETFIRE, VISTA CRUISER		1986-85 CHEVROLET/GMC TRUCKS ASTRO, SAFARI MINI VAN	
<b>732-2168</b>	<b>w/ RESERVOIR</b>	1988-85 CHEVROLET/GMC TRUCKS G SERIES VAN	
1976 CADILLAC COMMERCIAL CHASSIS FUNERAL COACH		<b>733-0104</b>	<b>w/o RESERVOIR</b>
1978-76 CADILLAC ELDORADO		2004-99 JEEP GRAND CHEROKEE	
1976 CADILLAC FLEETWOOD SERIES		2006-04 JEEP TJ (CANADA)	
<b>732-2169</b>	<b>w/ RESERVOIR</b>	2006-04 JEEP WRANGLER	
1979-77 CADILLAC SEVILLE		<b>733-0105</b>	<b>w/o RESERVOIR</b>
1979-78 OLDSMOBILE 88, DELTA 88, LSS, REGENCY, CUSTOM CRUISER		2006-05 DODGE TRUCKS R SERIES PICKUP (2WD & 4WD)	
1979-78 OLDSMOBILE 98 REGENCY		2006-03 DODGE VIPER	
<b>732-2170</b>	<b>w/ RESERVOIR</b>	2004-01 JEEP GRAND CHEROKEE	
1978-76 FORD CROWN VICTORIA, COUNTRY SQUIRE, LTD (Full Size)		<b>733-0106</b>	<b>w/o RESERVOIR</b>
1977-76 FORD CUSTOM, CUSTOM 500, COUNTRY SEDAN, GALAXIE, GALAXIE 500		1993-92 CHRYSLER DYNASTY (Canada)	
1976-75 FORD THUNDERBIRD		1993-92 CHRYSLER FIFTH AVENUE, IMPERIAL, NEWPORT, WINDSOR	
1979-75 LINCOLN CONTINENTAL		1993-92 CHRYSLER LHS, NEW YORKER, TOWN & COUNTRY WAGON	
1979-75 LINCOLN MARK SERIES		1993-92 DODGE DYNASTY	
1978-76 MERCURY GRAND MARQUIS, MARQUIS, COLONY PARK		<b>733-0107</b>	<b>w/o RESERVOIR</b>
<b>732-2171</b>	<b>w/ RESERVOIR</b>	1994-93 CHRYSLER CONCORDE	
1978-76 FORD CROWN VICTORIA, COUNTRY SQUIRE, LTD (Full Size)		1994-93 CHRYSLER INTREPID (CANADA)	
1977-76 FORD CUSTOM, CUSTOM 500, COUNTRY SEDAN, GALAXIE, GALAXIE 500		1994 CHRYSLER LHS, NEW YORKER, TOWN & COUNTRY WAGON	
1978 LINCOLN CONTINENTAL		1994-93 DODGE INTREPID	
1978 LINCOLN MARK SERIES		1994-93 EAGLE VISION	
1978-76 MERCURY GRAND MARQUIS, MARQUIS, COLONY PARK		1990-88 VOLVO 740, 760 SERIES	
<b>732-2172</b>	<b>w/ RESERVOIR</b>	1991 VOLVO 940 SERIES	
1974 LINCOLN CONTINENTAL		<b>733-0108</b>	<b>w/o RESERVOIR</b>
1974 LINCOLN MARK SERIES		1991-86 SAAB 9000	
<b>732-2173</b>	<b>w/ RESERVOIR</b>	<b>733-0109</b>	<b>w/o RESERVOIR</b>
1979-76 CHEVROLET/GMC TRUCKS G SERIES VAN		1997-89 SAAB 9000	
		<b>733-0110</b>	<b>w/o RESERVOIR</b>
		1992-91 NISSAN/DATSUN SENTRA	
		<b>733-0111</b>	<b>w/o RESERVOIR</b>
		1993 CADILLAC ALLANTE	
		1997 CADILLAC COMMERCIAL CHASSIS FUNERAL COACH	
		1999-94 CADILLAC DEVILLE, DEVILLE CONCOURS, CALAIS	

## Power Steering Pumps - Numerical Listing

Part No.	Product Type	Part No.	Product Type
<b>733-0111 (Cont'd) w/o RESERVOIR</b>		<b>733-0122 w/o RESERVOIR</b>	
2002-93	CADILLAC ELDORADO	1990-88	CADILLAC COMMERCIAL CHASSIS FUNERAL COACH
1997-93	CADILLAC SEVILLE	1990-88	CADILLAC DEVILLE, DEVILLE CONCOURS, CALAIS
1991	DODGE TRUCKS DAKOTA	1990-88	CADILLAC FLEETWOOD SERIES
2002-92	DODGE VIPER	<b>733-0123 w/o RESERVOIR</b>	
2001-96	JEEP CHEROKEE	1987-84	BUICK SKYHAWK
1998-92	JEEP GRAND CHEROKEE	1986-85	CHEVROLET/GMC TRUCKS ASTRO, SAFARI MINI VAN
1993	JEEP GRAND WAGONEER	1993-84	CHEVROLET/GMC TRUCKS S SERIES BLAZER, JIMMY, PICKUP (Including Sonoma, Cyclone & Typhoon)
2003-97	JEEP TJ (CANADA)	1986-83	CHEVROLET CAMARO
2003-97	JEEP WRANGLER	1989-88	EAGLE PREMIER
1999-95	OLDSMOBILE AURORA	1990-87	JEEP CHEROKEE
<b>733-0112 w/o RESERVOIR</b>		1990-87	JEEP COMANCHE
1997-96	JEEP GRAND CHEROKEE	1990-87	JEEP WAGONEER
<b>733-0113 w/o RESERVOIR</b>		1987	OLDSMOBILE FIRENZA
1990-88	JEEP CHEROKEE	1990-88	PASSPORT OPTIMA (Canada)
1990-88	JEEP COMANCHE	1986-83	PONTIAC FIREBIRD, TRANS AM
1990-88	JEEP WAGONEER	1990-88	PONTIAC LEMANS, GTO, TEMPEST (Exc. Canada)
<b>733-01136 w/ RESERVOIR</b>		1987-84	PONTIAC SUNBIRD, ASTRE, J2000
1988	BUICK REGAL (Exc. Somerset, Somerset Regal)	1986-84	RENAULT FUEGO, SPORTWAGON, 18i
1988	OLDSMOBILE CUTLASS, CUTLASS SUPREME, F-85, 4-4-2, JETFIRE, VISTA CRUISER	1993-81	SAAB 900
1988	PONTIAC GRAND PRIX	<b>733-0124 w/o RESERVOIR</b>	
<b>733-01139 w/ RESERVOIR</b>		1985-83	BUICK CENTURY
1987	BUICK CENTURY	1985	BUICK PARK AVENUE, ELECTRA
1995-90	CHEVROLET/GMC TRUCKS LUMINA VAN	1986-85	CADILLAC COMMERCIAL CHASSIS FUNERAL COACH
1987	CHEVROLET CELEBRITY	1986-85	CADILLAC DEVILLE, DEVILLE CONCOURS, CALAIS
1995-90	OLDSMOBILE TRUCKS SILHOUETTE VAN	1986	CADILLAC ELDORADO
1987	OLDSMOBILE CIERA, CUTLASS CIERA	1986-85	CADILLAC FLEETWOOD SERIES
1995-90	PONTIAC TRUCKS MONTANA APV, TRANS SPORT VAN	1986	CADILLAC SEVILLE
1987	PONTIAC 6000	1985-83	CHEVROLET CELEBRITY
<b>733-0114 w/o RESERVOIR</b>		1985	OLDSMOBILE 98 REGENCY
1995-89	CHEVROLET CORVETTE	1985-83	OLDSMOBILE CIERA, CUTLASS CIERA
<b>733-0115 w/o RESERVOIR</b>		1985-83	PONTIAC 6000
1990-88	PASSPORT OPTIMA (Canada)	<b>733-0125 w/o RESERVOIR</b>	
1990-88	PONTIAC LEMANS, GTO, TEMPEST (Exc. Canada)	1991-84	CHEVROLET CORVETTE
<b>733-0116 w/o RESERVOIR</b>		<b>733-0126 w/o RESERVOIR</b>	
1993	ASUNA GT (Canada)	1987-86	BUICK REGAL (Exc. Somerset, Somerset Regal)
1993	ASUNA SE (Canada)	1989	PONTIAC FIREBIRD, TRANS AM
1991	PASSPORT OPTIMA (Canada)	<b>733-0127 w/o RESERVOIR</b>	
1993-91	PONTIAC LEMANS, GTO, TEMPEST (Exc. Canada)	1991-87	BUICK CENTURY
<b>733-0117 w/o RESERVOIR</b>		1989-87	BUICK SKYHAWK
1996-95	JEEP WRANGLER	1991-87	BUICK SKYLARK, APOLLO, GRAN SPORT, SPECIAL, SPORTWAGON
1995	JEEP YJ (Canada)	1987	BUICK SOMERSET, SOMERSET REGAL
<b>733-0118 w/o RESERVOIR</b>		1988-87	CADILLAC CIMARRON
1996-91	JEEP CHEROKEE	1988-87	CHEVROLET BERETTA
1992-91	JEEP COMANCHE	1989-87	CHEVROLET CAVALIER
1996-91	JEEP WRANGLER	1990-87	CHEVROLET CELEBRITY
1995-91	JEEP YJ (Canada)	1988-87	CHEVROLET CORSICA
<b>733-0119 w/o RESERVOIR</b>		1987	JEEP CHEROKEE
2002-96	DODGE TRUCKS DAKOTA	1987	JEEP COMANCHE
<b>733-0120 w/o RESERVOIR</b>		1987	JEEP WAGONEER
2013-97	CHEVROLET CORVETTE	1989-88	MERKUR SCORPIO
<b>733-0121 w/o RESERVOIR</b>		1991-87	OLDSMOBILE CALAIS, CUTLASS CALAIS
2000-97	JEEP CHEROKEE	1991-87	OLDSMOBILE CIERA, CUTLASS CIERA
2002-97	JEEP TJ (CANADA)	1988-87	OLDSMOBILE FIRENZA
2002-97	JEEP WRANGLER	1990-87	PONTIAC 6000
		1990-87	PONTIAC GRAND AM
		1989-87	PONTIAC TEMPEST (Canada)

## Power Steering Pumps - Numerical Listing

Part No.	Product Type	Part No.	Product Type
<b>733-0128</b>	<b>w/o RESERVOIR</b>	<b>733-0136 (Cont'd)</b>	<b>w/o RESERVOIR</b>
1988-86	BUICK CENTURY	1988	OLDSMOBILE CUTLASS, CUTLASS SUPREME, F-85, 4-4-2, JETFIRE, VISTA CRUISER
1988-86	BUICK LESABRE, ESTATE WAGON	1988	PONTIAC GRAND PRIX
1987-86	BUICK PARK AVENUE, ELECTRA	1996-95	PONTIAC SUNFIRE
1987-86	BUICK RIVIERA	<b>733-0137</b>	<b>w/o RESERVOIR</b>
1988-86	OLDSMOBILE 88, DELTA 88, LSS, REGENCY, CUSTOM CRUISER	1989-87	CHEVROLET/GMC TRUCKS ASTRO, SAFARI MINI VAN
1988-86	OLDSMOBILE 98 REGENCY	1993-87	CHEVROLET/GMC TRUCKS LLV ( POST OFFICE VEHICLE)
1988-86	OLDSMOBILE CIERA, CUTLASS CIERA	1995-91	JEEP CHEROKEE
1987-86	OLDSMOBILE TORONADO, TROFEO	1992-91	JEEP COMANCHE
1988-87	PONTIAC BONNEVILLE	1995-92	JEEP GRAND CHEROKEE
<b>733-0129</b>	<b>w/o RESERVOIR</b>	<b>733-0139</b>	<b>w/o RESERVOIR</b>
1991-86	BUICK LESABRE, ESTATE WAGON	1987	BUICK CENTURY
1991-88	BUICK PARK AVENUE, ELECTRA	1986-85	BUICK SKYHAWK
1991-88	BUICK REATTA	1986-85	BUICK SKYLARK, APOLLO, GRAN SPORT, SPECIAL, SPORTWAGON
1991-90	BUICK REGAL (Exc. Somerset, Somerset Regal)	1986-85	BUICK SOMERSET, SOMERSET REGAL
1991-87	BUICK RIVIERA	1986-85	CADILLAC CIMARRON
1988-85	BUICK SKYLARK, APOLLO, GRAN SPORT, SPECIAL, SPORTWAGON	1995-90	CHEVROLET/GMC TRUCKS LUMINA VAN
1987-85	BUICK SOMERSET, SOMERSET REGAL	1986-85	CHEVROLET CAVALIER
1990-87	CADILLAC ALLANTE	1987	CHEVROLET CELEBRITY
1988-87	CADILLAC COMMERCIAL CHASSIS FUNERAL COACH	1995-90	OLDSMOBILE TRUCKS SILHOUETTE VAN
1988-87	CADILLAC DEVILLE, DEVILLE CONCOURS, CALAIS	1986-85	OLDSMOBILE CALAIS, CUTLASS CALAIS
1990-87	CADILLAC ELDORADO	1987	OLDSMOBILE CIERA, CUTLASS CIERA
1988-87	CADILLAC FLEETWOOD SERIES	1986-85	OLDSMOBILE FIRENZA
1990-87	CADILLAC SEVILLE	1995-90	PONTIAC TRUCKS MONTANA APV, TRANS SPORT VAN
1991-86	OLDSMOBILE 88, DELTA 88, LSS, REGENCY, CUSTOM CRUISER	1987	PONTIAC 6000
1991-88	OLDSMOBILE 98 REGENCY	1986-85	PONTIAC GRAND AM
1988-85	OLDSMOBILE CALAIS, CUTLASS CALAIS	1986-85	PONTIAC SUNBIRD, ASTRE, J2000
1991-87	OLDSMOBILE TORONADO, TROFEO	<b>733-0140</b>	<b>w/o RESERVOIR</b>
1991-88	PONTIAC BONNEVILLE	1993-91	VOLVO 240, 260 SERIES (Includes DL, GL, GLE, GLT)
1987-85	PONTIAC GRAND AM	<b>733-0141</b>	<b>w/o RESERVOIR</b>
<b>733-0131</b>	<b>w/o RESERVOIR</b>	2006-02	JEEP LIBERTY
1986-85	CADILLAC CIMARRON	<b>733-0142</b>	<b>w/o RESERVOIR</b>
1986-85	CHEVROLET CAVALIER	2005-02	JEEP LIBERTY
1986-85	OLDSMOBILE FIRENZA	<b>733-0143</b>	<b>w/o RESERVOIR</b>
<b>733-0132</b>	<b>w/o RESERVOIR</b>	2007-06	CHEVROLET OPTRA (CANADA)
1993-92	CHRYSLER DAYTONA (Canada)	2008-06	SUZUKI FORENZA
1993-92	DODGE DAYTONA	2008-06	SUZUKI RENO
1992	DODGE SPIRIT	<b>733-0144</b>	<b>w/o RESERVOIR</b>
<b>733-0133</b>	<b>w/o RESERVOIR</b>	2008	CHEVROLET AVEO, AVEO5
1988	BUICK SKYHAWK	2008-07	PONTIAC WAVE, WAVE5 (Canada)
1988	OLDSMOBILE FIRENZA	<b>733-0145</b>	<b>w/o RESERVOIR</b>
1989-87	PONTIAC GRAND AM	2005-04	CHEVROLET OPTRA (CANADA)
1991-88	PONTIAC SUNBIRD, ASTRE, J2000	2005-04	SUZUKI FORENZA
<b>733-0134</b>	<b>w/o RESERVOIR</b>	2005	SUZUKI RENO
1988-85	CHEVROLET SPECTRUM	<b>733-0146</b>	<b>w/o RESERVOIR</b>
1989	GEO SPECTRUM	2007-04	CHEVROLET AVEO, AVEO5
1989-85	ISUZU I - MARK	2007-05	PONTIAC WAVE, WAVE5 (Canada)
1989	PASSPORT I-MARK (Canada)	<b>733-0147</b>	<b>w/o RESERVOIR</b>
1988-85	PONTIAC SUNBURST (Canada)	1996-92	CHEVROLET CORVETTE
<b>733-0135</b>	<b>w/o RESERVOIR</b>	<b>733-0148</b>	<b>w/o RESERVOIR</b>
1985	FORD TRUCKS BRONCO II	2011-09	CHEVROLET AVEO, AVEO5
1987-85	FORD TRUCKS RANGER	2009	PONTIAC G3
<b>733-0136</b>	<b>w/o RESERVOIR</b>	<b>733-0149</b>	<b>w/o RESERVOIR</b>
1988	BUICK REGAL (Exc. Somerset, Somerset Regal)	2011-09	BUICK LUCERNE

## Power Steering Pumps - Numerical Listing

Part No.	Product Type	Part No.	Product Type
<b>733-02127 w/ RESERVOIR</b>		<b>733-12128 w/ RESERVOIR</b>	
1991-89	BUICK CENTURY	1988-86	BUICK CENTURY
1991-89	BUICK SKYLARK, APOLLO, GRAN SPORT, SPECIAL, SPORTWAGON	1988-86	BUICK LESABRE, ESTATE WAGON
1991-89	OLDSMOBILE CALAIS, CUTLASS CALAIS	1987-86	BUICK PARK AVENUE, ELECTRA
1991-89	OLDSMOBILE CIERA, CUTLASS CIERA	1987-86	BUICK RIVIERA
<b>733-03127 w/ RESERVOIR</b>		1988-86	OLDSMOBILE 88, DELTA 88, LSS, REGENCY, CUSTOM CRUISER
1988-87	CADILLAC CIMARRON	1988-86	OLDSMOBILE 98 REGENCY
1988-87	CHEVROLET BERETTA	1988-86	OLDSMOBILE CIERA, CUTLASS CIERA
1989-87	CHEVROLET CAVALIER	1987-86	OLDSMOBILE TORONADO, TROFEO
1988-87	CHEVROLET CORSICA	1988-87	PONTIAC BONNEVILLE
1987	OLDSMOBILE FIRENZA	<b>733-12129 w/ RESERVOIR</b>	
1989-87	PONTIAC TEMPEST (Canada)	1991-86	BUICK LESABRE, ESTATE WAGON
<b>733-04127 w/ RESERVOIR</b>		1991-88	BUICK PARK AVENUE, ELECTRA
1989-87	BUICK SKYLARK, APOLLO, GRAN SPORT, SPECIAL, SPORTWAGON	1991-88	BUICK REATTA
1987	BUICK SOMERSET, SOMERSET REGAL	1991-90	BUICK REGAL (Exc. Somerset, Somerset Regal)
1989-87	OLDSMOBILE CALAIS, CUTLASS CALAIS	1991-87	BUICK RIVIERA
1989-87	PONTIAC GRAND AM	1991-86	OLDSMOBILE 88, DELTA 88, LSS, REGENCY, CUSTOM CRUISER
<b>733-05127 w/ RESERVOIR</b>		1991-88	OLDSMOBILE 98 REGENCY
1989-87	BUICK SKYHAWK	1991-87	OLDSMOBILE TORONADO, TROFEO
1988-87	CHEVROLET BERETTA	1991-88	PONTIAC BONNEVILLE
1989-87	CHEVROLET CAVALIER	<b>733-14129 w/ RESERVOIR</b>	
1988-87	CHEVROLET CORSICA	1988-87	BUICK SKYLARK, APOLLO, GRAN SPORT, SPECIAL, SPORTWAGON
1988-87	OLDSMOBILE FIRENZA	1987	BUICK SOMERSET, SOMERSET REGAL
1989-87	PONTIAC TEMPEST (Canada)	1988-87	OLDSMOBILE CALAIS, CUTLASS CALAIS
<b>733-06127 w/ RESERVOIR</b>		1987	PONTIAC GRAND AM
1990	BUICK SKYLARK, APOLLO, GRAN SPORT, SPECIAL, SPORTWAGON	<b>733-15103 w/ RESERVOIR</b>	
1990-89	OLDSMOBILE CALAIS, CUTLASS CALAIS	1988-85	CHEVROLET/GMC TRUCKS G SERIES VAN
1990-88	PONTIAC GRAND AM	<b>733-16113 w/ RESERVOIR</b>	
<b>733-07127 w/ RESERVOIR</b>		1989-88	JEEP CHEROKEE
1990-87	BUICK CENTURY	1989-88	JEEP COMANCHE
1990-87	CHEVROLET CELEBRITY	1989-88	JEEP WAGONEER
1990-87	OLDSMOBILE CIERA, CUTLASS CIERA	<b>733-16137 w/ RESERVOIR</b>	
1990-87	PONTIAC 6000	1993-87	CHEVROLET/GMC TRUCKS LLV ( POST OFFICE VEHICLE)
<b>733-08139 w/ RESERVOIR</b>		<b>733-17113 w/ RESERVOIR</b>	
1986-85	BUICK SKYHAWK	1990	JEEP CHEROKEE
1986-85	CADILLAC CIMARRON	1990	JEEP COMANCHE
1986-85	CHEVROLET CAVALIER	1990	JEEP WAGONEER
1986-85	OLDSMOBILE FIRENZA	<b>733-18111 w/ RESERVOIR</b>	
1986-85	PONTIAC SUNBIRD, ASTRE, J2000	2001-96	JEEP CHEROKEE
<b>733-09139 w/ RESERVOIR</b>		2003-97	JEEP TJ (CANADA)
1986-85	BUICK SKYLARK, APOLLO, GRAN SPORT, SPECIAL, SPORTWAGON	2003-97	JEEP WRANGLER
1986-85	BUICK SOMERSET, SOMERSET REGAL	<b>733-18137 w/ RESERVOIR</b>	
1986-85	OLDSMOBILE CALAIS, CUTLASS CALAIS	1995-91	JEEP CHEROKEE
1986-85	PONTIAC GRAND AM	1992-91	JEEP COMANCHE
<b>733-10127 w/ RESERVOIR</b>		1995-92	JEEP GRAND CHEROKEE
1989-88	BUICK SKYLARK, APOLLO, GRAN SPORT, SPECIAL, SPORTWAGON	<b>733-19111 w/ RESERVOIR</b>	
1989-87	OLDSMOBILE CALAIS, CUTLASS CALAIS	1991	DODGE TRUCKS DAKOTA
1989-88	PONTIAC GRAND AM	1998-92	JEEP GRAND CHEROKEE
<b>733-11103 w/ RESERVOIR</b>		1993	JEEP GRAND WAGONEER
1986-85	CHEVROLET/GMC TRUCKS ASTRO, SAFARI MINI VAN	<b>733-19112 w/ RESERVOIR</b>	
<b>733-11137 w/ RESERVOIR</b>		1997-96	JEEP GRAND CHEROKEE
1989-87	CHEVROLET/GMC TRUCKS ASTRO, SAFARI MINI VAN	<b>733-19112P w/ RESERVOIR</b>	
		1997-96	JEEP GRAND CHEROKEE

## Power Steering Pumps - Numerical Listing

Part No.	Product Type	Part No.	Product Type
<b>733-20130</b>	<b>w/ RESERVOIR</b>	<b>734-0102 (Cont'd)</b>	<b>w/o RESERVOIR</b>
1993 CADILLAC ALLANTE		1991 PONTIAC 6000	
1993 CADILLAC ELDORADO		2005-89 PONTIAC GRAND AM	
1993 CADILLAC SEVILLE		2002-95 SATURN S SERIES (Sedan, Coupe, Wagon)	
<b>733-21140</b>	<b>w/ RESERVOIR</b>	<b>734-0103</b>	<b>w/o RESERVOIR</b>
1993-91 VOLVO 240, 260 SERIES (Includes DL, GL, GLE, GLT)		1995-94 BUICK LESABRE, ESTATE WAGON	
<b>733-22101</b>	<b>w/ RESERVOIR</b>	1995-92 BUICK REGAL (Exc. Somerset, Somerset Regal)	
1997-93 VOLVO 850 SERIES		1993-92 BUICK RIVIERA	
1997-92 VOLVO 960 SERIES		1993-91 CADILLAC COMMERCIAL CHASSIS FUNERAL COACH	
1998 VOLVO C70		1995-91 CADILLAC DEVILLE, DEVILLE CONCOURS, CALAIS	
1998 VOLVO S70		1993-92 CADILLAC ELDORADO	
1998 VOLVO V70		1993-91 CADILLAC FLEETWOOD SERIES	
<b>733-23130</b>	<b>w/ RESERVOIR</b>	1993-92 CADILLAC SEVILLE	
1997 CADILLAC COMMERCIAL CHASSIS FUNERAL COACH		1995-92 CHEVROLET/GMC TRUCKS LUMINA VAN	
1999-94 CADILLAC DEVILLE, DEVILLE CONCOURS, CALAIS		1995-92 OLDSMOBILE TRUCKS SILHOUETTE VAN	
2002-94 CADILLAC ELDORADO		1994 OLDSMOBILE 88, DELTA 88, LSS, REGENCY, CUSTOM CRUISER	
1997-94 CADILLAC SEVILLE		1994 OLDSMOBILE 98 REGENCY	
1999-95 OLDSMOBILE AURORA		1992 OLDSMOBILE TORONADO, TROFEO	
<b>733-25132</b>	<b>w/ RESERVOIR</b>	1995-92 PONTIAC TRUCKS MONTANA APV, TRANS SPORT VAN	
1993-92 CHRYSLER DAYTONA (Canada)		1994 PONTIAC BONNEVILLE	
1993-92 DODGE DAYTONA		<b>734-0104</b>	<b>w/o RESERVOIR</b>
1992 DODGE SPIRIT		1995-94 CHEVROLET/GMC TRUCKS LLV ( POST OFFICE VEHICLE)	
<b>733-28104</b>	<b>w/ RESERVOIR</b>	1994 CHEVROLET/GMC TRUCKS S SERIES BLAZER, JIMMY, PICKUP (Including Sonoma, Syclone & Typhoon)	
2004-99 JEEP GRAND CHEROKEE		<b>734-0105</b>	<b>w/o RESERVOIR</b>
<b>733-29105</b>	<b>w/ RESERVOIR</b>	2003-88 BUICK CENTURY	
2004-01 JEEP GRAND CHEROKEE		1997-89 BUICK REGAL (Exc. Somerset, Somerset Regal)	
<b>733-30104</b>	<b>w/ RESERVOIR</b>	2003-00 CHEVROLET CAPRICE, IMPALA, IMPALA SS	
2006-04 JEEP TJ (CANADA)		2002-95 CHEVROLET CAVALIER	
2006-04 JEEP WRANGLER		1990-88 CHEVROLET CELEBRITY	
<b>733-75141</b>	<b>w/ RESERVOIR</b>	2001-90 CHEVROLET LUMINA	
2006-02 JEEP LIBERTY		2003-95 CHEVROLET MONTE CARLO	
<b>734-0101</b>	<b>w/o RESERVOIR</b>	1989-88 OLDSMOBILE CIERA, CUTLASS CIERA	
1998-95 BUICK SKYLARK, APOLLO, GRAN SPORT, SPECIAL, SPORTWAGON		1997-89 OLDSMOBILE CUTLASS, CUTLASS SUPREME, F-85, 4-4-2, JETFIRE, VISTA CRUISER	
2005-95 CHEVROLET CAVALIER		1990-88 PONTIAC 6000	
2005-04 CHEVROLET CLASSIC		2002-89 PONTIAC GRAND PRIX	
1999-97 CHEVROLET MALIBU, CHEVELLE, LAGUNA		2002-95 PONTIAC SUNFIRE	
1998-95 OLDSMOBILE ACHIEVA		<b>734-0106</b>	<b>w/o RESERVOIR</b>
2004-99 OLDSMOBILE ALERO		1995 BUICK PARK AVENUE, ELECTRA	
2005-95 PONTIAC GRAND AM		1995 OLDSMOBILE 88, DELTA 88, LSS, REGENCY, CUSTOM CRUISER	
2005-95 PONTIAC SUNFIRE		1995 PONTIAC BONNEVILLE	
2004-00 SATURN L SERIES		<b>734-0107</b>	<b>w/o RESERVOIR</b>
<b>734-0102</b>	<b>w/o RESERVOIR</b>	1998-92 OLDSMOBILE ACHIEVA	
1996-91 BUICK CENTURY		2002-99 OLDSMOBILE ALERO	
1991-89 BUICK SKYLARK, APOLLO, GRAN SPORT, SPECIAL, SPORTWAGON		1991 OLDSMOBILE CALAIS, CUTLASS CALAIS	
1996 CHEVROLET/GMC TRUCKS LUMINA VAN		1994 OLDSMOBILE CIERA, CUTLASS CIERA	
2003-97 CHEVROLET/GMC TRUCKS VENTURE VAN		1997-95 OLDSMOBILE CUTLASS, CUTLASS SUPREME, F-85, 4-4-2, JETFIRE, VISTA CRUISER	
2003-97 CHEVROLET MALIBU, CHEVELLE, LAGUNA		2003-92 PONTIAC GRAND AM	
2004-96 OLDSMOBILE TRUCKS SILHOUETTE VAN		1996-95 PONTIAC GRAND PRIX	
2004-03 OLDSMOBILE ALERO		<b>734-0108</b>	<b>w/o RESERVOIR</b>
1991-89 OLDSMOBILE CALAIS, CUTLASS CALAIS		2005-03 BUICK LESABRE, ESTATE WAGON	
1996-91 OLDSMOBILE CIERA, CUTLASS CIERA		2005-00 BUICK PARK AVENUE, ELECTRA	
1999-97 OLDSMOBILE CUTLASS, CUTLASS SUPREME, F-85, 4-4-2, JETFIRE, VISTA CRUISER		2005-03 PONTIAC BONNEVILLE	
2001 PONTIAC TRUCKS AZTEK		<b>734-0109</b>	<b>w/o RESERVOIR</b>
2003-96 PONTIAC TRUCKS MONTANA APV, TRANS SPORT VAN		1997-94 SAAB 900	

## Power Steering Pumps - Numerical Listing

Part No.	Product Type	Part No.	Product Type
<b>734-0109 (Cont'd)</b>	<b>w/o RESERVOIR</b>	<b>734-0126 (Cont'd)</b>	<b>w/o RESERVOIR</b>
1999 SAAB 9-3		1998-92 PONTIAC GRAND AM	
<b>734-0110</b>	<b>w/o RESERVOIR</b>	1994-91 PONTIAC SUNBIRD, ASTRE, J2000	
1997-94 SAAB 900		1991-90 PONTIAC TEMPEST (Canada)	
<b>734-0111</b>	<b>w/o RESERVOIR</b>	<b>734-0127</b>	<b>w/o RESERVOIR</b>
1997-95 SAAB 9000		2001-97 CADILLAC CATERA	
<b>734-0116</b>	<b>w/o RESERVOIR</b>	2005-00 SATURN L SERIES	
1999-91 SATURN S SERIES (Sedan, Coupe, Wagon)		<b>734-0128</b>	<b>w/o RESERVOIR</b>
<b>734-0117</b>	<b>w/o RESERVOIR</b>	2002-95 CHEVROLET CAMARO	
1995-92 BUICK LESABRE, ESTATE WAGON		2002-95 PONTIAC FIREBIRD, TRANS AM	
1995-91 BUICK PARK AVENUE, ELECTRA		<b>734-0129</b>	<b>w/o RESERVOIR</b>
1995 BUICK REGAL (Exc. Somerset, Somerset Regal)		1997-93 CHEVROLET CAMARO	
1995-93 OLDSMOBILE 88, DELTA 88, LSS, REGENCY, CUSTOM CRUISER		1997-93 PONTIAC FIREBIRD, TRANS AM	
1995-92 OLDSMOBILE 98 REGENCY		<b>734-0130</b>	<b>w/o RESERVOIR</b>
1995-92 PONTIAC BONNEVILLE		2009-05 BUICK LACROSSE, ALLURE (CAN)	
<b>734-0118</b>	<b>w/o RESERVOIR</b>	1994 OLDSMOBILE 98 REGENCY	
1991 PONTIAC SUNBIRD, ASTRE, J2000		2008-04 PONTIAC GRAND PRIX	
<b>734-0119</b>	<b>w/o RESERVOIR</b>	<b>734-0131</b>	<b>w/o RESERVOIR</b>
2002-98 CHEVROLET CAMARO		2003-00 CHEVROLET/GMC TRUCKS S SERIES BLAZER, JIMMY, PICKUP (Including Sonoma, Cyclone & Typhoon)	
2002-98 PONTIAC FIREBIRD, TRANS AM		<b>734-0132</b>	<b>w/o RESERVOIR</b>
<b>734-0120</b>	<b>w/o RESERVOIR</b>	2007-04 BUICK TRUCKS RAINIER	
2004-96 BUICK REGAL (Exc. Somerset, Somerset Regal)		2009-02 CHEVROLET/GMC TRUCKS TRAILBLAZER, ENVOY	
2005-00 CHEVROLET CAPRICE, IMPALA, IMPALA SS		2008-03 ISUZU TRUCKS ASCENDER	
1999-98 CHEVROLET LUMINA		2004-02 OLDSMOBILE TRUCKS BRAVADA	
2005-98 CHEVROLET MONTE CARLO		2009-05 SAAB TRUCKS 9-7X	
1999-98 OLDSMOBILE INTRIGUE		<b>734-0133</b>	<b>w/o RESERVOIR</b>
2003-97 PONTIAC GRAND PRIX		2005-03 CHEVROLET/GMC TRUCKS SSR	
<b>734-0122</b>	<b>w/o RESERVOIR</b>	2006-02 CHEVROLET/GMC TRUCKS TRAILBLAZER, ENVOY	
1993-92 BUICK LESABRE, ESTATE WAGON		2006-03 ISUZU TRUCKS ASCENDER	
1991 BUICK PARK AVENUE, ELECTRA		<b>734-0135</b>	<b>w/o RESERVOIR</b>
1993-91 CADILLAC COMMERCIAL CHASSIS FUNERAL COACH		1991-90 OLDSMOBILE CUTLASS, CUTLASS SUPREME, F-85, 4-4-2, JETFIRE, VISTA CRUISER	
1993-91 CADILLAC DEVILLE, DEVILLE CONCOURS, CALAIS		1991-90 PONTIAC GRAND PRIX	
1993-91 CADILLAC FLEETWOOD SERIES		<b>734-0136</b>	<b>w/o RESERVOIR</b>
1993-92 OLDSMOBILE 88, DELTA 88, LSS, REGENCY, CUSTOM CRUISER		1999-95 CHEVROLET/GMC TRUCKS S SERIES BLAZER, JIMMY, PICKUP (Including Sonoma, Cyclone & Typhoon)	
1993-91 OLDSMOBILE 98 REGENCY		1990 CHEVROLET BERETTA	
1993-92 PONTIAC BONNEVILLE		2000-96 ISUZU TRUCKS HOMBRE, PICKUP	
<b>734-0124</b>	<b>w/o RESERVOIR</b>	<b>734-0137</b>	<b>w/o RESERVOIR</b>
1994-92 PONTIAC SUNBIRD, ASTRE, J2000		2007-02 BUICK TRUCKS RENDEZVOUS	
<b>734-0125</b>	<b>w/o RESERVOIR</b>	2007-05 BUICK TRUCKS TERRAZA	
1997-95 CHRYSLER CONCORDE		2009-05 CHEVROLET/GMC TRUCKS UPLANDER	
1997-95 CHRYSLER INTREPID (CANADA)		2005-04 CHEVROLET/GMC TRUCKS VENTURE VAN	
1997-95 CHRYSLER LHS, NEW YORKER, TOWN & COUNTRY WAGON		2010-06 CHEVROLET MALIBU, CHEVELLE, LAGUNA	
1997-95 DODGE INTREPID		2005-02 PONTIAC TRUCKS AZTEK	
1997-95 EAGLE VISION		2005-04 PONTIAC TRUCKS MONTANA APV, TRANS SPORT VAN	
1997 PLYMOUTH PROWLER		2009-05 PONTIAC TRUCKS MONTANA SV6	
<b>734-0126</b>	<b>w/o RESERVOIR</b>	2010-06 PONTIAC G6	
1993-91 BUICK CENTURY		2007-05 SATURN TRUCKS RELAY	
1998-92 BUICK SKYLARK, APOLLO, GRAN SPORT, SPECIAL, SPORTWAGON		2008-07 SATURN AURA	
1996-88 CHEVROLET BERETTA		<b>734-0138</b>	<b>w/o RESERVOIR</b>
1994-90 CHEVROLET CAVALIER		2009-07 HYUNDAI TRUCKS SANTA FE	
1996-88 CHEVROLET CORSICA		<b>734-0139</b>	<b>w/o RESERVOIR</b>
1994-92 OLDSMOBILE ACHIEVA		1993-91 BUICK SKYLARK, APOLLO, GRAN SPORT, SPECIAL, SPORTWAGON	
1993-91 OLDSMOBILE CIERA, CUTLASS CIERA		1993-92 CHEVROLET BERETTA	
1991 PONTIAC 6000			



## Power Steering Pumps - Numerical Listing

Part No.	Product Type	Part No.	Product Type
<b>734-0139 (Cont'd)</b>	<b>w/o RESERVOIR</b>	<b>734-51135</b>	<b>w/ RESERVOIR</b>
1993-92 OLDSMOBILE ACHIEVA		1991-90 OLDSMOBILE CUTLASS, CUTLASS SUPREME, F-85, 4-4-2, JETFIRE, VISTA CRUISER	
1991 OLDSMOBILE CALAIS, CUTLASS CALAIS		1991-90 PONTIAC GRAND PRIX	
1993-91 PONTIAC GRAND AM		<b>734-52102</b>	<b>w/ RESERVOIR</b>
<b>734-0140</b>	<b>w/o RESERVOIR</b>	1991-89 BUICK SKYLARK, APOLLO, GRAN SPORT, SPECIAL, SPORTWAGON	
1992-90 CHEVROLET LUMINA		1991-89 OLDSMOBILE CALAIS, CUTLASS CALAIS	
<b>734-0142</b>	<b>w/o RESERVOIR</b>	1991-89 PONTIAC GRAND AM	
1995 CHEVROLET CAVALIER		<b>734-53126</b>	<b>w/ RESERVOIR</b>
2001-99 OLDSMOBILE ALERO		1991 CHEVROLET BERETTA	
2001-95 PONTIAC GRAND AM		<b>734-53136</b>	<b>w/ RESERVOIR</b>
1995 PONTIAC SUNFIRE		1990 CHEVROLET BERETTA	
<b>734-0143</b>	<b>w/o RESERVOIR</b>	<b>734-54105</b>	<b>w/ RESERVOIR</b>
2002-96 BUICK LESABRE, ESTATE WAGON		1989-88 BUICK CENTURY	
1999-96 BUICK PARK AVENUE, ELECTRA		1993-89 BUICK REGAL (Exc. Somerset, Somerset Regal)	
1996 BUICK REGAL (Exc. Somerset, Somerset Regal)		1990-88 CHEVROLET CELEBRITY	
1999-95 BUICK RIVIERA		1994-90 CHEVROLET LUMINA	
1999-95 OLDSMOBILE 88, DELTA 88, LSS, REGENCY, CUSTOM CRUISER		1989-88 OLDSMOBILE CIERA, CUTLASS CIERA	
1996-95 OLDSMOBILE 98 REGENCY		1993-89 OLDSMOBILE CUTLASS, CUTLASS SUPREME, F-85, 4-4-2, JETFIRE, VISTA CRUISER	
2002-95 PONTIAC BONNEVILLE		1990-88 PONTIAC 6000	
<b>734-0144</b>	<b>w/o RESERVOIR</b>	1993-89 PONTIAC GRAND PRIX	
2005-04 BUICK CENTURY		<b>734-54126</b>	<b>w/ RESERVOIR</b>
2012-04 CHEVROLET/GMC TRUCKS COLORADO, CANYON		1991 PONTIAC 6000	
2005-04 CHEVROLET CAPRICE, IMPALA, IMPALA SS		<b>734-55126</b>	<b>w/ RESERVOIR</b>
2005-04 CHEVROLET MONTE CARLO		1993-88 CHEVROLET BERETTA	
2006 ISUZU TRUCKS i-280		1994-90 CHEVROLET CAVALIER	
2008-07 ISUZU TRUCKS i-290		1993-88 CHEVROLET CORSICA	
2006 ISUZU TRUCKS i-350		1994-91 PONTIAC SUNBIRD, ASTRE, J2000	
2008-07 ISUZU TRUCKS i-370		1991-90 PONTIAC TEMPEST (Canada)	
2003 PONTIAC GRAND PRIX		<b>734-55149</b>	<b>w/ RESERVOIR</b>
<b>734-0145</b>	<b>w/o RESERVOIR</b>	2008-06 BUICK LUCERNE	
1995-91 SATURN S SERIES (Sedan, Coupe, Wagon)		<b>734-56126</b>	<b>w/ RESERVOIR</b>
<b>734-0149</b>	<b>w/o RESERVOIR</b>	1996-88 CHEVROLET BERETTA	
<b>734-0150</b>	<b>w/o RESERVOIR</b>	1994-90 CHEVROLET CAVALIER	
2009-08 BUICK LACROSSE, ALLURE (CAN)		1996-88 CHEVROLET CORSICA	
2009-06 CHEVROLET CAPRICE, IMPALA, IMPALA SS		1991-90 PONTIAC TEMPEST (Canada)	
2007-06 CHEVROLET MONTE CARLO		<b>734-57105</b>	<b>w/ RESERVOIR</b>
2008-05 PONTIAC GRAND PRIX		1997-91 CHEVROLET LUMINA	
<b>734-0151</b>	<b>w/o RESERVOIR</b>	1997-95 CHEVROLET MONTE CARLO	
2011-06 BUICK LUCERNE		1994-91 OLDSMOBILE CUTLASS, CUTLASS SUPREME, F-85, 4-4-2, JETFIRE, VISTA CRUISER	
2011-06 CADILLAC DTS		1994-91 PONTIAC GRAND PRIX	
<b>734-0152</b>	<b>w/o RESERVOIR</b>	<b>734-57107</b>	<b>w/ RESERVOIR</b>
1992-91 CADILLAC ALLANTE		1996-95 OLDSMOBILE CUTLASS, CUTLASS SUPREME, F-85, 4-4-2, JETFIRE, VISTA CRUISER	
1991 CADILLAC ELDORADO		1996-95 PONTIAC GRAND PRIX	
1991 CADILLAC SEVILLE		<b>734-57107P1</b>	<b>w/ RESERVOIR</b>
<b>734-0153</b>	<b>w/o RESERVOIR</b>	1996-95 OLDSMOBILE CUTLASS, CUTLASS SUPREME, F-85, 4-4-2, JETFIRE, VISTA CRUISER	
2002-00 SATURN S SERIES (Sedan, Coupe, Wagon)		1996-95 PONTIAC GRAND PRIX	
<b>734-0154</b>	<b>w/o RESERVOIR</b>	<b>734-58107</b>	<b>w/ RESERVOIR</b>
2012-10 CHEVROLET CAMARO		1993-92 OLDSMOBILE ACHIEVA	
<b>734-0155</b>	<b>w/o RESERVOIR</b>	1991 OLDSMOBILE CALAIS, CUTLASS CALAIS	
2006 CHEVROLET/GMC TRUCKS SSR		1993-92 PONTIAC GRAND AM	
2009-06 CHEVROLET/GMC TRUCKS TRAILBLAZER, ENVOY			
2009-08 SAAB TRUCKS 9-7X			
<b>734-0156</b>	<b>w/o RESERVOIR</b>		
2010-09 SATURN TRUCKS VUE			

## Power Steering Pumps - Numerical Listing

Part No.	Product Type	Part No.	Product Type
<b>734-58107P1</b>	<b>w/ RESERVOIR</b>	<b>734-60117P1 (Cont'd)</b>	<b>w/ RESERVOIR</b>
1992 OLDSMOBILE ACHIEVA		1994-92 PONTIAC BONNEVILLE	
1992 PONTIAC GRAND AM		<b>734-60117P2</b>	<b>w/ RESERVOIR</b>
<b>734-58107P2</b>	<b>w/ RESERVOIR</b>	1995 BUICK REGAL (Exc. Somerset, Somerset Regal)	
1993 OLDSMOBILE ACHIEVA		<b>734-60122</b>	<b>w/ RESERVOIR</b>
1993 PONTIAC GRAND AM		1993-92 BUICK LESABRE, ESTATE WAGON	
<b>734-58107P3</b>	<b>w/ RESERVOIR</b>	1991 BUICK PARK AVENUE, ELECTRA	
1991 OLDSMOBILE CALAIS, CUTLASS CALAIS		1993-91 CADILLAC COMMERCIAL CHASSIS FUNERAL COACH	
<b>734-58139</b>	<b>w/ RESERVOIR</b>	1993-91 CADILLAC DEVILLE, DEVILLE CONCOURS, CALAIS	
1993-91 BUICK SKYLARK, APOLLO, GRAN SPORT, SPECIAL, SPORTWAGON		1993-91 CADILLAC FLEETWOOD SERIES	
1993-92 CHEVROLET BERETTA		1993-92 OLDSMOBILE 88, DELTA 88, LSS, REGENCY, CUSTOM CRUISER	
1993-92 OLDSMOBILE ACHIEVA		1993-91 OLDSMOBILE 98 REGENCY	
1991 OLDSMOBILE CALAIS, CUTLASS CALAIS		1993-92 PONTIAC BONNEVILLE	
1993-91 PONTIAC GRAND AM		<b>734-61117</b>	<b>w/ RESERVOIR</b>
<b>734-59107</b>	<b>w/ RESERVOIR</b>	1995-91 BUICK PARK AVENUE, ELECTRA	
1993-92 OLDSMOBILE ACHIEVA		1995 OLDSMOBILE 88, DELTA 88, LSS, REGENCY, CUSTOM CRUISER	
1993-92 PONTIAC GRAND AM		1995-92 OLDSMOBILE 98 REGENCY	
<b>734-59107P1</b>	<b>w/ RESERVOIR</b>	1995-92 PONTIAC BONNEVILLE	
1993 OLDSMOBILE ACHIEVA		<b>734-61117P1</b>	<b>w/ RESERVOIR</b>
1993 PONTIAC GRAND AM		1995-91 BUICK PARK AVENUE, ELECTRA	
<b>734-59107P2</b>	<b>w/ RESERVOIR</b>	1995 OLDSMOBILE 88, DELTA 88, LSS, REGENCY, CUSTOM CRUISER	
1992 OLDSMOBILE ACHIEVA		1995-92 OLDSMOBILE 98 REGENCY	
1992 PONTIAC GRAND AM		1995-92 PONTIAC BONNEVILLE	
<b>734-59126</b>	<b>w/ RESERVOIR</b>	<b>734-62102</b>	<b>w/ RESERVOIR</b>
1993-91 BUICK CENTURY		1992-91 BUICK CENTURY	
1993-92 BUICK SKYLARK, APOLLO, GRAN SPORT, SPECIAL, SPORTWAGON		1992-91 OLDSMOBILE CIERA, CUTLASS CIERA	
1993-92 OLDSMOBILE ACHIEVA		1991 PONTIAC 6000	
1993-91 OLDSMOBILE CIERA, CUTLASS CIERA		<b>734-62140</b>	<b>w/ RESERVOIR</b>
1993-92 PONTIAC GRAND AM		1992-90 CHEVROLET LUMINA	
<b>734-60103</b>	<b>w/ RESERVOIR</b>	<b>734-63102</b>	<b>w/ RESERVOIR</b>
1995-94 BUICK LESABRE, ESTATE WAGON		1996-93 BUICK CENTURY	
1995-92 BUICK REGAL (Exc. Somerset, Somerset Regal)		1996-93 OLDSMOBILE CIERA, CUTLASS CIERA	
1993-92 BUICK RIVIERA		<b>734-64102</b>	<b>w/ RESERVOIR</b>
1995-92 CHEVROLET/GMC TRUCKS LUMINA VAN		2002-95 SATURN S SERIES (Sedan, Coupe, Wagon)	
1995-92 OLDSMOBILE TRUCKS SILHOUETTE VAN		<b>734-64116</b>	<b>w/ RESERVOIR</b>
1994 OLDSMOBILE 88, DELTA 88, LSS, REGENCY, CUSTOM CRUISER		1999-91 SATURN S SERIES (Sedan, Coupe, Wagon)	
1994 OLDSMOBILE 98 REGENCY		<b>734-64116P1</b>	<b>w/ RESERVOIR</b>
1992 OLDSMOBILE TORONADO, TROFEO		1999-96 SATURN S SERIES (Sedan, Coupe, Wagon)	
1995-92 PONTIAC TRUCKS MONTANA APV, TRANS SPORT VAN		<b>734-64116P2</b>	<b>w/ RESERVOIR</b>
1994 PONTIAC BONNEVILLE		1996-91 SATURN S SERIES (Sedan, Coupe, Wagon)	
<b>734-60117</b>	<b>w/ RESERVOIR</b>	<b>734-64145</b>	<b>w/ RESERVOIR</b>
1995-92 BUICK LESABRE, ESTATE WAGON		1995-91 SATURN S SERIES (Sedan, Coupe, Wagon)	
1994-92 BUICK PARK AVENUE, ELECTRA		<b>734-64153</b>	<b>w/ RESERVOIR</b>
1995 BUICK REGAL (Exc. Somerset, Somerset Regal)		2002-00 SATURN S SERIES (Sedan, Coupe, Wagon)	
1994-93 OLDSMOBILE 88, DELTA 88, LSS, REGENCY, CUSTOM CRUISER		<b>734-64153P1</b>	<b>w/ RESERVOIR</b>
1994-92 OLDSMOBILE 98 REGENCY		2002-00 SATURN S SERIES (Sedan, Coupe, Wagon)	
1994-92 PONTIAC BONNEVILLE		<b>734-65105</b>	<b>w/ RESERVOIR</b>
<b>734-60117P1</b>	<b>w/ RESERVOIR</b>	1995-94 BUICK REGAL (Exc. Somerset, Somerset Regal)	
1995-92 BUICK LESABRE, ESTATE WAGON		1995 CHEVROLET LUMINA	
1994-92 BUICK PARK AVENUE, ELECTRA		1995 CHEVROLET MONTE CARLO	
1994-93 OLDSMOBILE 88, DELTA 88, LSS, REGENCY, CUSTOM CRUISER		1995-93 OLDSMOBILE CUTLASS, CUTLASS SUPREME, F-85, 4-4-2, JETFIRE, VISTA CRUISER	
1994-92 OLDSMOBILE 98 REGENCY			

## Power Steering Pumps - Numerical Listing

Part No.	Product Type	Part No.	Product Type
<b>734-65105 (Cont'd)</b>	<b>w/ RESERVOIR</b>	<b>734-69106 (Cont'd)</b>	<b>w/ RESERVOIR</b>
1995-94 PONTIAC GRAND PRIX		1995 OLDSMOBILE 88, DELTA 88, LSS, REGENCY, CUSTOM CRUISER	
<b>734-65107</b>	<b>w/ RESERVOIR</b>	1995 PONTIAC BONNEVILLE	
1995 OLDSMOBILE ACHIEVA		<b>734-69106P1</b>	<b>w/ RESERVOIR</b>
1995 PONTIAC GRAND AM		1995 BUICK PARK AVENUE, ELECTRA	
<b>734-65107P1</b>	<b>w/ RESERVOIR</b>	1995 OLDSMOBILE 88, DELTA 88, LSS, REGENCY, CUSTOM CRUISER	
1995 OLDSMOBILE ACHIEVA		1995 PONTIAC BONNEVILLE	
1995 PONTIAC GRAND AM		<b>734-69120</b>	<b>w/ RESERVOIR</b>
<b>734-65126</b>	<b>w/ RESERVOIR</b>	2004-96 BUICK REGAL (Exc. Somerset, Somerset Regal)	
1998-94 BUICK SKYLARK, APOLLO, GRAN SPORT, SPECIAL, SPORTWAGON		2005-00 CHEVROLET CAPRICE, IMPALA, IMPALA SS	
1996-94 CHEVROLET BERETTA		1999-98 CHEVROLET LUMINA	
1996-94 CHEVROLET CORSICA		2005-98 CHEVROLET MONTE CARLO	
1994 OLDSMOBILE ACHIEVA		1999-98 OLDSMOBILE INTRIGUE	
1998-94 PONTIAC GRAND AM		2003-97 PONTIAC GRAND PRIX	
<b>734-66104</b>	<b>w/ RESERVOIR</b>	<b>734-69130</b>	<b>w/ RESERVOIR</b>
1995-94 CHEVROLET/GMC TRUCKS LLV ( POST OFFICE VEHICLE)		2009-05 BUICK LACROSSE, ALLURE (CAN)	
1994 CHEVROLET/GMC TRUCKS S SERIES BLAZER, JIMMY, PICKUP (Including Sonoma, Syclone & Typhoon)		2008-04 PONTIAC GRAND PRIX	
<b>734-67107</b>	<b>w/ RESERVOIR</b>	<b>734-69143</b>	<b>w/ RESERVOIR</b>
1994 OLDSMOBILE ACHIEVA		2002-96 BUICK LESABRE, ESTATE WAGON	
1994 PONTIAC GRAND AM		1999-96 BUICK PARK AVENUE, ELECTRA	
<b>734-67107P1</b>	<b>w/ RESERVOIR</b>	1996 BUICK REGAL (Exc. Somerset, Somerset Regal)	
1994 OLDSMOBILE ACHIEVA		1999-95 BUICK RIVIERA	
1994 PONTIAC GRAND AM		1999-95 OLDSMOBILE 88, DELTA 88, LSS, REGENCY, CUSTOM CRUISER	
<b>734-67126</b>	<b>w/ RESERVOIR</b>	1996-95 OLDSMOBILE 98 REGENCY	
1994 BUICK SKYLARK, APOLLO, GRAN SPORT, SPECIAL, SPORTWAGON		2002-95 PONTIAC BONNEVILLE	
1994 CHEVROLET BERETTA		<b>734-70102</b>	<b>w/ RESERVOIR</b>
1994 OLDSMOBILE ACHIEVA		1996-94 BUICK CENTURY	
1994 PONTIAC GRAND AM		1996 CHEVROLET/GMC TRUCKS LUMINA VAN	
<b>734-68101</b>	<b>w/ RESERVOIR</b>	2003-97 CHEVROLET/GMC TRUCKS VENTURE VAN	
1998-95 BUICK SKYLARK, APOLLO, GRAN SPORT, SPECIAL, SPORTWAGON		2003-97 CHEVROLET MALIBU, CHEVELLE, LAGUNA	
2005-95 CHEVROLET CAVALIER		2004-96 OLDSMOBILE TRUCKS SILHOUETTE VAN	
2005-04 CHEVROLET CLASSIC		2004-03 OLDSMOBILE ALERO	
1999-97 CHEVROLET MALIBU, CHEVELLE, LAGUNA		1996-94 OLDSMOBILE CIERA, CUTLASS CIERA	
1998-95 OLDSMOBILE ACHIEVA		1999-97 OLDSMOBILE CUTLASS, CUTLASS SUPREME, F-85, 4-4-2, JETFIRE, VISTA CRUISER	
2004-99 OLDSMOBILE ALERO		2001 PONTIAC TRUCKS AZTEK	
2005-95 PONTIAC GRAND AM		2003-96 PONTIAC TRUCKS MONTANA APV, TRANS SPORT VAN	
2005-95 PONTIAC SUNFIRE		2005-99 PONTIAC GRAND AM	
2004-00 SATURN L SERIES		<b>734-70105</b>	<b>w/ RESERVOIR</b>
<b>734-68142</b>	<b>w/ RESERVOIR</b>	2003-97 BUICK CENTURY	
1995 CHEVROLET CAVALIER		1997-96 BUICK REGAL (Exc. Somerset, Somerset Regal)	
2001-99 OLDSMOBILE ALERO		2003-00 CHEVROLET CAPRICE, IMPALA, IMPALA SS	
2001-95 PONTIAC GRAND AM		2001-96 CHEVROLET LUMINA	
1995 PONTIAC SUNFIRE		2003-96 CHEVROLET MONTE CARLO	
<b>734-68142P1</b>	<b>w/ RESERVOIR</b>	1997-96 OLDSMOBILE CUTLASS, CUTLASS SUPREME, F-85, 4-4-2, JETFIRE, VISTA CRUISER	
2001-99 OLDSMOBILE ALERO		2002-96 PONTIAC GRAND PRIX	
2001-99 PONTIAC GRAND AM		<b>734-70107</b>	<b>w/ RESERVOIR</b>
<b>734-68142P2</b>	<b>w/ RESERVOIR</b>	1998-94 OLDSMOBILE ACHIEVA	
1995 CHEVROLET CAVALIER		2002-99 OLDSMOBILE ALERO	
1996-95 PONTIAC GRAND AM		1994 OLDSMOBILE CIERA, CUTLASS CIERA	
1995 PONTIAC SUNFIRE		1997-95 OLDSMOBILE CUTLASS, CUTLASS SUPREME, F-85, 4-4-2, JETFIRE, VISTA CRUISER	
<b>734-69106</b>	<b>w/ RESERVOIR</b>	2003-94 PONTIAC GRAND AM	
1995 BUICK PARK AVENUE, ELECTRA			

## Power Steering Pumps - Numerical Listing

Part No.	Product Type	Part No.	Product Type
<b>734-70107P1</b>	<b>w/ RESERVOIR</b>	<b>735-0104 (Cont'd)</b>	<b>w/o RESERVOIR</b>
1998-94 OLDSMOBILE ACHIEVA		1996-92 JAGUAR XJS	
2002-99 OLDSMOBILE ALERO		<b>735-0105</b>	<b>w/o RESERVOIR</b>
1994 OLDSMOBILE CIERA, CUTLASS CIERA		1996-94 BUICK ROADMASTER	
1997-95 OLDSMOBILE CUTLASS, CUTLASS SUPREME, F-85, 4-4-2, JETFIRE, VISTA CRUISER		1996-94 CADILLAC COMMERCIAL CHASSIS FUNERAL COACH	
2003-94 PONTIAC GRAND AM		1996-94 CADILLAC FLEETWOOD SERIES	
<b>734-70137</b>	<b>w/ RESERVOIR</b>	<b>735-0105P</b>	<b>w/o RESERVOIR</b>
2007-02 BUICK TRUCKS RENDEZVOUS		1996-94 BUICK ROADMASTER	
2007-05 BUICK TRUCKS TERRAZA		1996-94 CADILLAC COMMERCIAL CHASSIS FUNERAL COACH	
2005 CHEVROLET/GMC TRUCKS UPLANDER		1996-94 CADILLAC FLEETWOOD SERIES	
2005-04 CHEVROLET/GMC TRUCKS VENTURE VAN		<b>735-0107</b>	<b>w/o RESERVOIR</b>
2005-02 PONTIAC TRUCKS AZTEK		1989 EAGLE MEDALLION	
2005-04 PONTIAC TRUCKS MONTANA APV, TRANS SPORT VAN		<b>735-0108</b>	<b>w/o RESERVOIR</b>
2005 PONTIAC TRUCKS MONTANA SV6		1987-83 ISUZU TRUCKS HOMBRE, PICKUP	
2005 SATURN TRUCKS RELAY		1987-84 ISUZU TRUCKS TROOPER, TROOPER II	
<b>734-71136</b>	<b>w/ RESERVOIR</b>	<b>735-0109</b>	<b>w/o RESERVOIR</b>
1999-95 CHEVROLET/GMC TRUCKS S SERIES BLAZER, JIMMY, PICKUP (Including Sonoma, Syclone & Typhoon)		1992-90 DODGE MONACO, ROYAL MONACO, POLARA, MAGNUM, MIRADA, ST. REGIS, 880	
2000-96 ISUZU TRUCKS HOMBRE, PICKUP		1992-88 EAGLE PREMIER	
<b>734-72132</b>	<b>w/ RESERVOIR</b>	<b>735-0110</b>	<b>w/o RESERVOIR</b>
2007-04 BUICK TRUCKS RAINIER		1984-82 BUICK REGAL (Exc. Somerset, Somerset Regal)	
2009-02 CHEVROLET/GMC TRUCKS TRAILBLAZER, ENVOY		1983-82 CHEVROLET MALIBU, CHEVELLE, LAGUNA	
2008-03 ISUZU TRUCKS ASCENDER		1983-82 CHEVROLET MONTE CARLO	
2004-02 OLDSMOBILE TRUCKS BRAVADA		1987-84 JEEP CHEROKEE	
2009-05 SAAB TRUCKS 9-7X		1987-86 JEEP COMANCHE	
<b>734-73133</b>	<b>w/ RESERVOIR</b>	1987-84 JEEP WAGONEER	
2005-03 CHEVROLET/GMC TRUCKS SSR		1984-83 OLDSMOBILE CUTLASS, CUTLASS SUPREME, F-85, 4-4-2, JETFIRE, VISTA CRUISER	
2006-02 CHEVROLET/GMC TRUCKS TRAILBLAZER, ENVOY		<b>735-0111</b>	<b>w/o RESERVOIR</b>
2006-03 ISUZU TRUCKS ASCENDER		1984-82 CADILLAC DEVILLE, DEVILLE CONCOURS, CALAIS	
<b>734-74144</b>	<b>w/ RESERVOIR</b>	1985-82 CADILLAC ELDORADO	
2012-04 CHEVROLET/GMC TRUCKS COLORADO, CANYON		1985-82 CADILLAC FLEETWOOD SERIES	
2006 ISUZU TRUCKS i-280		1985-82 CADILLAC SEVILLE	
2008-07 ISUZU TRUCKS i-290		<b>735-0112</b>	<b>w/o RESERVOIR</b>
2006 ISUZU TRUCKS i-350		1982 BUICK CENTURY	
2008-07 ISUZU TRUCKS i-370		1986-82 BUICK SKYHAWK	
<b>734-75144</b>	<b>w/ RESERVOIR</b>	1984-82 CADILLAC CIMARRON	
2011-06 CHEVROLET CAPRICE, IMPALA, IMPALA SS		1982 CHEVROLET CAMARO	
2007-06 CHEVROLET MONTE CARLO		1984-82 CHEVROLET CAVALIER	
<b>734-76105</b>	<b>w/ RESERVOIR</b>	1982 CHEVROLET CELEBRITY	
2002-95 CHEVROLET CAVALIER		1982 OLDSMOBILE CIERA, CUTLASS CIERA	
2002-95 PONTIAC SUNFIRE		1986-82 OLDSMOBILE FIRENZA	
<b>734-77119</b>	<b>w/ RESERVOIR</b>	1982 PONTIAC 6000	
2002-98 CHEVROLET CAMARO		1982 PONTIAC FIREBIRD, TRANS AM	
2002-98 PONTIAC FIREBIRD, TRANS AM		1986-82 PONTIAC SUNBIRD, ASTRE, J2000	
<b>734-77151</b>	<b>w/ RESERVOIR</b>	1987-83 RENAULT ALLIANCE, ENCORE, GTA	
2011-06 BUICK LUCERNE		<b>735-0113</b>	<b>w/o RESERVOIR</b>
2011-06 CADILLAC DTS		1987-81 CHEVROLET CHEVETTE	
<b>735-0102</b>	<b>w/o RESERVOIR</b>	1989-88 EAGLE MEDALLION	
1996-92 JAGUAR XJS		1987-81 PONTIAC ACADIAN (Canada)	
<b>735-0103</b>	<b>w/o RESERVOIR</b>	1987-81 PONTIAC T-1000	
1996-94 BUICK ROADMASTER		<b>736-0101</b>	<b>w/o RESERVOIR</b>
1996-94 CHEVROLET CAPRICE, IMPALA, IMPALA SS		1964-63 BUICK CENTURION, INVICTA, WILDCAT	
<b>735-0104</b>	<b>w/o RESERVOIR</b>	1964-60 BUICK LESABRE, ESTATE WAGON	
1992-90 JAGUAR SOVEREIGN		1964-60 BUICK PARK AVENUE, ELECTRA	
1994-88 JAGUAR VANDEN PLAS		1964-60 BUICK RIVIERA	
1994-88 JAGUAR XJ6			

## Power Steering Pumps - Numerical Listing

Part No.	Product Type	Part No.	Product Type
<b>736-0101 (Cont'd)</b>	<b>w/o RESERVOIR</b>	<b>736-0109</b>	<b>w/o RESERVOIR</b>
1964	BUICK SKYLARK, APOLLO, GRAN SPORT, SPECIAL, SPORTWAGON	2007-03	CHEVROLET/GMC TRUCKS - MEDIUM DUTY C4500-8500 SERIES (Topkick, Kodiak)
1962-61	CADILLAC DEVILLE, DEVILLE CONCOURS, CALAIS	<b>736-0110</b>	<b>w/o RESERVOIR</b>
1962-61	CADILLAC ELDORADO	2011-07	FORD TRUCKS - MEDIUM DUTY B, F SERIES
1962-61	CADILLAC FLEETWOOD SERIES	<b>736-0111</b>	<b>w/o RESERVOIR</b>
1990-60	CHEVROLET/GMC TRUCKS - MEDIUM DUTY 40-80 SERIES	1999-94	FORD TRUCKS - MEDIUM DUTY B, F SERIES
1975-69	IHC TRUCKS 100, 150, 200, 1000, 1100, 1200, 1300 SERIES; TRAVELALL (1/2 TO 1 TON); TRAVELETTE	<b>736-0112</b>	<b>w/o RESERVOIR</b>
1967-60	OLDSMOBILE 88, DELTA 88, LSS, REGENCY, CUSTOM CRUISER	2009-07	CHEVROLET/GMC TRUCKS - MEDIUM DUTY W SERIES
1967-60	OLDSMOBILE 98 REGENCY	2010-08	ISUZU TRUCKS - MEDIUM DUTY NPR HD
1967-64	OLDSMOBILE CUTLASS, CUTLASS SUPREME, F-85, 4-4-2, JETFIRE, VISTA CRUISER	2010-07	ISUZU TRUCKS - MEDIUM DUTY NPR
1967-60	OLDSMOBILE DELMONT 88, DYNAMIC 88, SUPER 88, JETSTAR 88	<b>736-0113</b>	<b>w/o RESERVOIR</b>
1966-62	OLDSMOBILE STARFIRE, JETSTAR 1	2002-97	CHEVROLET/GMC TRUCKS - MEDIUM DUTY B7000 Series (School Bus)
1967-66	OLDSMOBILE TORONADO, TROFEO	2002-97	CHEVROLET/GMC TRUCKS - MEDIUM DUTY C4500-8500 SERIES (Topkick, Kodiak)
1963-60	PONTIAC BONNEVILLE	<b>736-0114</b>	<b>w/o RESERVOIR</b>
1963-60	PONTIAC CATALINA, GRAND SAFARI, SAFARI	2000-99	CHEVROLET/GMC TRUCKS - MEDIUM DUTY B7000 Series (School Bus)
1963-62	PONTIAC GRAND PRIX	2000-99	CHEVROLET/GMC TRUCKS - MEDIUM DUTY C4500-8500 SERIES (Topkick, Kodiak)
<b>736-0102</b>	<b>w/o RESERVOIR</b>	<b>736-0115</b>	<b>w/o RESERVOIR</b>
1990-60	CHEVROLET/GMC TRUCKS - MEDIUM DUTY 40-80 SERIES	2002-01	CHEVROLET/GMC TRUCKS - MEDIUM DUTY C4500-8500 SERIES (Topkick, Kodiak)
<b>736-0103</b>	<b>w/o RESERVOIR</b>	<b>736-2101</b>	<b>w/ RESERVOIR</b>
1990-60	CHEVROLET/GMC TRUCKS - MEDIUM DUTY 40-80 SERIES	1999-98	CHEVROLET/GMC TRUCKS P SERIES
<b>736-0104</b>	<b>w/o RESERVOIR</b>	<b>750-0102</b>	<b>w/o RESERVOIR</b>
1999-98	CHEVROLET/GMC TRUCKS P SERIES	2004-03	CHEVROLET/GMC TRUCKS - MEDIUM DUTY C4500-8500 SERIES (Topkick, Kodiak)
<b>736-0105</b>	<b>w/o RESERVOIR</b>	<b>750-97101</b>	<b>w/ RESERVOIR</b>
1966-65	BUICK CENTURION, INVICTA, WILDCAT	1989-88	CHRYSLER DAYTONA (Canada)
1966-65	BUICK LESABRE, ESTATE WAGON	1990-88	CHRYSLER LEBARON (Exc. GTC, GTS)
1966-65	BUICK PARK AVENUE, ELECTRA	1990-88	CHRYSLER LEBARON GTC, GTS
1966-65	BUICK RIVIERA	1989	CHRYSLER TC MASERATI
1966-65	BUICK SKYLARK, APOLLO, GRAN SPORT, SPECIAL, SPORTWAGON	1989	DODGE TRUCKS CARAVAN, GRAND CARAVAN, MINI RAM, ROYAL MINI RAM
<b>736-0106</b>	<b>w/o RESERVOIR</b>	1989-88	DODGE DAYTONA
2007-03	CHEVROLET/GMC TRUCKS - MEDIUM DUTY C4500-8500 SERIES (Topkick, Kodiak)	1989-88	DODGE LANCER
2007-04	CHEVROLET/GMC TRUCKS - MEDIUM DUTY T6000-8000 SERIES	1990-88	DODGE SHADOW
2010-04	ISUZU TRUCKS - MEDIUM DUTY FTR	1990-89	DODGE SPIRIT
2010-04	ISUZU TRUCKS - MEDIUM DUTY FVR	1989	PLYMOUTH TRUCKS VOYAGER, GRAND VOYAGER
2010-04	ISUZU TRUCKS - MEDIUM DUTY FXR	1990-89	PLYMOUTH ACCLAIM
<b>736-0107</b>	<b>w/o RESERVOIR</b>	1990-88	PLYMOUTH SUNDANCE
2009-03	CHEVROLET/GMC TRUCKS - MEDIUM DUTY C4500-8500 SERIES (Topkick, Kodiak)	<b>750-98101</b>	<b>w/ RESERVOIR</b>
<b>736-0108</b>	<b>w/o RESERVOIR</b>	1991	CHRYSLER DYNASTY (Canada)
2009-03	CHEVROLET/GMC TRUCKS - MEDIUM DUTY C4500-8500 SERIES (Topkick, Kodiak)	1991-90	CHRYSLER FIFTH AVENUE, IMPERIAL, NEWPORT, WINDSOR
2009-04	CHEVROLET/GMC TRUCKS - MEDIUM DUTY T6000-8000 SERIES	1991-90	CHRYSLER LHS, NEW YORKER, TOWN & COUNTRY WAGON
2010-04	ISUZU TRUCKS - MEDIUM DUTY FTR	1990-89	CHRYSLER TC MASERATI
2010-04	ISUZU TRUCKS - MEDIUM DUTY FVR	1991-90	DODGE DYNASTY
2010-04	ISUZU TRUCKS - MEDIUM DUTY FXR	<b>790-0101</b>	<b>w/o RESERVOIR</b>
2009	ISUZU TRUCKS - MEDIUM DUTY HTR	1965-64	AMERICAN MOTORS AMBASSADOR, AMERICAN, CLASSIC, JAVELIN, MARLIN, REBEL, RAMBLER
2009	ISUZU TRUCKS - MEDIUM DUTY HVR	1975-69	IHC TRUCKS 100, 150, 200, 1000, 1100, 1200, 1300 SERIES; TRAVELALL (1/2 TO 1 TON); TRAVELETTE
2009	ISUZU TRUCKS - MEDIUM DUTY HXR	1979-72	IHC TRUCKS METRO, MS1210, MS1510 (Parcel Delivery)
		1975-72	IHC TRUCKS SCOUT II, TERRA, TRAVELLER

## Power Steering Pumps - Numerical Listing

Part No.	Product Type	Part No.	Product Type
<b>790-0102</b>	<b>w/o RESERVOIR</b>	<b>910-0111 (Cont'd)</b>	<b>w/o RESERVOIR</b>
1962-61	DODGE TRUCKS D, W SERIES PICKUP (2WD & 4WD)	1994-92	MERCURY TOPAZ
1971-68	DODGE TRUCKS M300 MOTOR HOME	<b>910-0112</b>	<b>w/o RESERVOIR</b>
<b>790-0103</b>	<b>w/o RESERVOIR</b>	1997-93	FORD PROBE
1998-95	VOLKSWAGEN CABRIO	1995-93	MAZDA 626
1997-93	VOLKSWAGEN GOLF, GTI	2002-01	MAZDA MILLENIA
1996-93	VOLKSWAGEN JETTA	1995-93	MAZDA MX-6
1996-95	VOLKSWAGEN PASSAT	<b>910-0113</b>	<b>w/o RESERVOIR</b>
<b>790-0104</b>	<b>w/o RESERVOIR</b>	1997-94	FORD ASPIRE
1994-92	VOLKSWAGEN CORRADO	<b>910-0114</b>	<b>w/o RESERVOIR</b>
1999-96	VOLKSWAGEN GOLF, GTI	2005-03	FORD THUNDERBIRD
1999-96	VOLKSWAGEN JETTA	2006-03	LINCOLN LS
1997-92	VOLKSWAGEN PASSAT	<b>910-0115</b>	<b>w/o RESERVOIR</b>
<b>790-0105</b>	<b>w/o RESERVOIR</b>	2007-05	FORD TRUCKS ESCAPE
1967-64	AMERICAN MOTORS AMBASSADOR, AMERICAN, CLASSIC, JAVELIN, MARLIN, REBEL, RAMBLER	2006-05	MAZDA TRUCKS TRIBUTE
<b>790-0108</b>	<b>w/o RESERVOIR</b>	2007-05	MERCURY TRUCKS MARINER
1972-68	AMERICAN MOTORS AMBASSADOR, AMERICAN, CLASSIC, JAVELIN, MARLIN, REBEL, RAMBLER	<b>910-0116</b>	<b>w/o RESERVOIR</b>
1972-68	AMERICAN MOTORS EAGLE, AMX, CONCORD, GREMLIN, HORNET, MATADOR, PACER, SPIRIT	2014-11	FORD TRUCKS EDGE
<b>790-2109</b>	<b>w/o RESERVOIR</b>	2014-11	LINCOLN MKX
1979-58	FORD TRUCKS - MEDIUM DUTY B, F SERIES	<b>910-0117</b>	<b>w/o RESERVOIR</b>
1979-58	FORD TRUCKS - MEDIUM DUTY C, CT SERIES	2014-12	FORD TRUCKS EDGE
1979-58	FORD TRUCKS - MEDIUM DUTY H, HT SERIES	<b>910-0118</b>	<b>w/o RESERVOIR</b>
1979-58	FORD TRUCKS - MEDIUM DUTY L, LN, LNT, LT, LTS SERIES	2013-11	FORD TRUCKS F SERIES, SUPER DUTY PICKUP (2WD & 4WD)
1979-58	FORD TRUCKS - MEDIUM DUTY N, NT SERIES	<b>920-0101</b>	<b>w/o RESERVOIR</b>
1969-67	FORD TRUCKS - MEDIUM DUTY T SERIES	1999-95	CHRYSLER SEBRING
<b>910-0101</b>	<b>w/o RESERVOIR</b>	1999-95	DODGE AVENGER
2002-99	MERCURY TRUCKS VILLAGER	<b>920-0102</b>	<b>w/o RESERVOIR</b>
2002-99	NISSAN/DATSUN TRUCKS QUEST	1995-94	DODGE COLT (Exc. Colt Vista)
<b>910-0102</b>	<b>w/o RESERVOIR</b>	1996-94	EAGLE SUMMIT
1999-96	FORD TAURUS	1996-94	MITSUBISHI MIRAGE
<b>910-0103</b>	<b>w/o RESERVOIR</b>	1994	PLYMOUTH COLT (Exc. Colt Vista)
2004-01	FORD FOCUS	<b>920-0103</b>	<b>w/o RESERVOIR</b>
<b>910-0104</b>	<b>w/o RESERVOIR</b>	1996	EAGLE SUMMIT
1989-87	MERCURY TRACER	1996-95	MITSUBISHI MIRAGE
<b>910-0105</b>	<b>w/o RESERVOIR</b>	<b>920-0104</b>	<b>w/o RESERVOIR</b>
1992-89	FORD PROBE	1993	DODGE COLT (Exc. Colt Vista)
1992-88	MAZDA 626	1993	EAGLE SUMMIT
1992-88	MAZDA MX-6	1993	MITSUBISHI MIRAGE
<b>910-0106</b>	<b>w/o RESERVOIR</b>	1993	PLYMOUTH COLT (Exc. Colt Vista)
1995-89	FORD TAURUS	<b>920-0107</b>	<b>w/o RESERVOIR</b>
<b>910-0107</b>	<b>w/o RESERVOIR</b>	2002-01	CHRYSLER CIRRUS
1998-89	FORD TRUCKS F53 STRIPPED CHASSIS	2006-01	CHRYSLER SEBRING
1998-89	FORD TRUCKS F59 STRIPPED CHASSIS	2006-01	DODGE STRATUS
<b>910-0108</b>	<b>w/o RESERVOIR</b>	<b>920-0108</b>	<b>w/o RESERVOIR</b>
1993-90	FORD FESTIVA	2002-01	CHRYSLER NEON
<b>910-0109</b>	<b>w/o RESERVOIR</b>	2005-01	DODGE NEON, SRT-4
1992-90	FORD PROBE	2005-03	DODGE SX 2.0 (CANADA)
<b>910-0110</b>	<b>w/o RESERVOIR</b>	2001	PLYMOUTH NEON, SRT-4
1996-91	FORD ESCORT, EXP, ZX2	<b>920-0109</b>	<b>w/o RESERVOIR</b>
1996-91	MERCURY TRACER	2005-01	CHRYSLER SEBRING
<b>910-0111</b>	<b>w/o RESERVOIR</b>	2005-01	DODGE STRATUS
1994-92	FORD TEMPO	2005-02	MITSUBISHI ECLIPSE, ECLIPSE SPYDER
		2003-01	MITSUBISHI GALANT, SIGMA
		<b>920-0110</b>	<b>w/o RESERVOIR</b>
		2000	CHRYSLER NEON

## Power Steering Pumps - Numerical Listing

Part No.	Product Type	Part No.	Product Type
<b>920-0110 (Cont'd)</b>	<b>w/o RESERVOIR</b>	<b>920-0122 (Cont'd)</b>	<b>w/o RESERVOIR</b>
2000 DODGE NEON, SRT-4		1985-84 MITSUBISHI TRUCKS MIGHTY MAX, PICKUP	
2000 PLYMOUTH NEON, SRT-4		<b>920-0123</b>	<b>w/o RESERVOIR</b>
<b>920-0111</b>	<b>w/o RESERVOIR</b>	1991-87 DODGE COLT VISTA	
2002-01 CHRYSLER PT CRUISER		1991-87 PLYMOUTH COLT VISTA	
<b>920-0112</b>	<b>w/o RESERVOIR</b>	<b>920-0124</b>	<b>w/o RESERVOIR</b>
1983-77 DODGE TRUCKS RAM 50, POWER RAM 50, D-50 PICKUP		1989-87 DODGE TRUCKS RAIDER	
1983-80 DODGE CHALLENGER, CHARGER, CORONET		1989-86 MITSUBISHI TRUCKS MONTERO	
1983-80 DODGE COLT (Exc. Colt Vista)		<b>920-0125</b>	<b>w/o RESERVOIR</b>
1983 MITSUBISHI TRUCKS MIGHTY MAX, PICKUP		1993-90 DODGE TRUCKS RAM 50, POWER RAM 50, D-50 PICKUP	
1983 MITSUBISHI STARION		1992 HYUNDAI SONATA	
1980-78 PLYMOUTH TRUCKS ARROW PICKUP		<b>920-0126</b>	<b>w/o RESERVOIR</b>
1983-79 PLYMOUTH COLT (Exc. Colt Vista)		1996-91 DODGE STEALTH	
1983-79 PLYMOUTH SAPPORO		1998-97 MITSUBISHI 3000GT	
<b>920-0113</b>	<b>w/o RESERVOIR</b>	1995-92 MITSUBISHI DIAMANTE	
1986-85 DODGE COLT (Exc. Colt Vista)		<b>920-0127</b>	<b>w/o RESERVOIR</b>
1986-85 MITSUBISHI MIRAGE		1991 DODGE STEALTH	
1986-85 PLYMOUTH COLT (Exc. Colt Vista)		1991 MITSUBISHI 3000GT	
<b>920-0114</b>	<b>w/o RESERVOIR</b>	<b>920-0128</b>	<b>w/o RESERVOIR</b>
1992-87 DODGE COLT (Exc. Colt Vista)		1996-92 DODGE STEALTH	
1988-87 MITSUBISHI MIRAGE		1998-92 MITSUBISHI 3000GT	
1992-87 PLYMOUTH COLT (Exc. Colt Vista)		1995-92 MITSUBISHI DIAMANTE	
<b>920-0115</b>	<b>w/o RESERVOIR</b>	<b>920-0129</b>	<b>w/o RESERVOIR</b>
1991-84 DODGE COLT VISTA		1994-92 DODGE COLT VISTA	
1988-84 MITSUBISHI CORDIA, TREDIA		1996-92 EAGLE SUMMIT	
1991-84 PLYMOUTH COLT VISTA		1995-92 MITSUBISHI TRUCKS EXPO, EXPO LRV	
<b>920-0116</b>	<b>w/o RESERVOIR</b>	1994-92 PLYMOUTH COLT VISTA	
1989-87 DODGE TRUCKS RAM 50, POWER RAM 50, D-50 PICKUP		<b>920-0130</b>	<b>w/o RESERVOIR</b>
1990-87 DODGE COLT (Exc. Colt Vista)		1995-93 DODGE COLT (Exc. Colt Vista)	
1989-87 MITSUBISHI TRUCKS MIGHTY MAX, PICKUP		1995-93 EAGLE SUMMIT	
1985-84 MITSUBISHI TRUCKS MONTERO		1995-93 MITSUBISHI MIRAGE	
1988-87 MITSUBISHI MIRAGE		1994-93 PLYMOUTH COLT (Exc. Colt Vista)	
1990-87 PLYMOUTH COLT (Exc. Colt Vista)		<b>920-0131</b>	<b>w/o RESERVOIR</b>
<b>920-0117</b>	<b>w/o RESERVOIR</b>	1992-89 DODGE COLT (Exc. Colt Vista)	
1989-87 CHRYSLER CONQUEST		1992 DODGE COLT VISTA	
1984 DODGE COLT (Exc. Colt Vista)		1993-91 EAGLE 2000 GTX (Canada)	
1986-84 DODGE CONQUEST		1992-89 EAGLE SUMMIT	
1989-84 MITSUBISHI STARION		1994-90 EAGLE TALON	
1984 PLYMOUTH COLT (Exc. Colt Vista)		1992 MITSUBISHI TRUCKS EXPO, EXPO LRV	
1986-84 PLYMOUTH CONQUEST		1994-92 MITSUBISHI TRUCKS MONTERO	
<b>920-0118</b>	<b>w/o RESERVOIR</b>	1994-90 MITSUBISHI ECLIPSE, ECLIPSE SPYDER	
1993-87 DODGE TRUCKS RAM 50, POWER RAM 50, D-50 PICKUP		1993-89 MITSUBISHI GALANT, SIGMA	
1995-86 MITSUBISHI TRUCKS MIGHTY MAX, PICKUP		1992-89 MITSUBISHI MIRAGE	
<b>920-0119</b>	<b>w/o RESERVOIR</b>	1992-89 PLYMOUTH COLT (Exc. Colt Vista)	
1987-85 DODGE COLT VISTA		1992 PLYMOUTH COLT VISTA	
1987-85 MITSUBISHI CORDIA, TREDIA		1994-90 PLYMOUTH LASER	
1987-85 PLYMOUTH COLT VISTA		<b>920-0132</b>	<b>w/o RESERVOIR</b>
<b>920-0120</b>	<b>w/o RESERVOIR</b>	1993 DODGE COLT (Exc. Colt Vista)	
1986-85 DODGE COLT (Exc. Colt Vista)		1993 EAGLE SUMMIT	
1986-85 MITSUBISHI MIRAGE		1993 MITSUBISHI MIRAGE	
1986-85 PLYMOUTH COLT (Exc. Colt Vista)		1993 PLYMOUTH COLT (Exc. Colt Vista)	
<b>920-0121</b>	<b>w/o RESERVOIR</b>	<b>920-0133</b>	<b>w/o RESERVOIR</b>
1986-80 DODGE TRUCKS RAM 50, POWER RAM 50, D-50 PICKUP		1993 DODGE COLT (Exc. Colt Vista)	
1986-83 MITSUBISHI TRUCKS MIGHTY MAX, PICKUP		1993 EAGLE SUMMIT	
1982-80 PLYMOUTH TRUCKS ARROW PICKUP		1993 MITSUBISHI MIRAGE	
<b>920-0122</b>	<b>w/o RESERVOIR</b>	1993 PLYMOUTH COLT (Exc. Colt Vista)	
1985-84 DODGE TRUCKS RAM 50, POWER RAM 50, D-50 PICKUP			

## Power Steering Pumps - Numerical Listing

Part No.	Product Type	Part No.	Product Type
<b>920-0134</b>	<b>w/o RESERVOIR</b>	<b>920-0157</b>	<b>w/o RESERVOIR</b>
1994-93 DODGE COLT VISTA		2011 CHRYSLER 200	
1996-93 EAGLE SUMMIT		2011 DODGE AVENGER	
1995-93 MITSUBISHI TRUCKS EXPO, EXPO LRV		<b>920-0158</b>	<b>w/o RESERVOIR</b>
1994-93 PLYMOUTH COLT VISTA		2013-12 DODGE CHALLENGER, CHARGER, CORONET	
<b>920-0135</b>	<b>w/o RESERVOIR</b>	<b>920-0159</b>	<b>w/o RESERVOIR</b>
1999-95 CHRYSLER SEBRING		2013-12 DODGE CHALLENGER, CHARGER, CORONET	
1999-95 DODGE AVENGER		<b>920-0160</b>	<b>w/o RESERVOIR</b>
1998-95 EAGLE TALON		2013-11 CHRYSLER 300	
1999-95 MITSUBISHI ECLIPSE, ECLIPSE SPYDER		2011 DODGE CHALLENGER, CHARGER, CORONET	
<b>920-0136</b>	<b>w/o RESERVOIR</b>	<b>930-0101</b>	<b>w/o RESERVOIR</b>
2010-09 DODGE TRUCKS R SERIES PICKUP (2WD & 4WD)		1998 CHEVROLET/GMC TRUCKS TRACKER	
<b>920-0137</b>	<b>w/o RESERVOIR</b>	1997-96 GEO TRUCKS TRACKER	
2014-09 CADILLAC CTS		1997-96 PONTIAC SUNRUNNER (Canada)	
<b>920-0139</b>	<b>w/o RESERVOIR</b>	1996 SUZUKI TRUCKS SIDEKICK	
2009 DODGE TRUCKS R SERIES PICKUP (2WD & 4WD)		1997-96 SUZUKI TRUCKS X90	
<b>920-0140</b>	<b>w/o RESERVOIR</b>	<b>930-0102</b>	<b>w/o RESERVOIR</b>
2010-08 CADILLAC STS		2000-98 CHEVROLET PRIZM	
<b>920-0141</b>	<b>w/o RESERVOIR</b>	2000-98 TOYOTA COROLLA	
2014-10 CHEVROLET CAMARO		<b>930-0103</b>	<b>w/o RESERVOIR</b>
<b>920-0142</b>	<b>w/o RESERVOIR</b>	2001-98 CHEVROLET METRO	
2014-10 BUICK LACROSSE, ALLURE (CAN)		2000-98 PONTIAC FIREFLY (Canada)	
2014-13 CADILLAC XTS		2001-95 SUZUKI SWIFT	
<b>920-0143</b>	<b>w/o RESERVOIR</b>	<b>930-0104</b>	<b>w/o RESERVOIR</b>
2010-09 HUMMER TRUCKS H3T		2004-99 CHEVROLET/GMC TRUCKS TRACKER	
<b>920-0144</b>	<b>w/o RESERVOIR</b>	2004-99 SUZUKI TRUCKS VITARA	
2014-10 CADILLAC TRUCKS SRX		<b>930-0105</b>	<b>w/o RESERVOIR</b>
2011 SAAB 9-4X		2002-00 CHEVROLET PRIZM	
<b>920-0145</b>	<b>w/o RESERVOIR</b>	2002-98 TOYOTA COROLLA	
2010-09 HUMMER TRUCKS H3T		<b>930-0106</b>	<b>w/o RESERVOIR</b>
<b>920-0146</b>	<b>w/o RESERVOIR</b>	2004-01 CHEVROLET/GMC TRUCKS TRACKER	
2010 DODGE TRUCKS R SERIES PICKUP (2WD & 4WD)		2009-99 SUZUKI TRUCKS GRAND VITARA	
<b>920-0147</b>	<b>w/o RESERVOIR</b>	2006-01 SUZUKI TRUCKS XL-7	
2010 BUICK LACROSSE, ALLURE (CAN)		<b>930-0107</b>	<b>w/o RESERVOIR</b>
<b>920-0148</b>	<b>w/o RESERVOIR</b>	1988-85 CHEVROLET NOVA CHEVY II	
2010-09 DODGE TRUCKS JOURNEY		1988-84 TOYOTA COROLLA	
<b>920-0149</b>	<b>w/o RESERVOIR</b>	<b>930-0108</b>	<b>w/o RESERVOIR</b>
2008-05 BUICK LACROSSE, ALLURE (CAN)		1988 CHEVROLET NOVA CHEVY II	
<b>920-0150</b>	<b>w/o RESERVOIR</b>	1992-90 GEO PRIZM	
2009 JEEP GRAND CHEROKEE		1991-87 TOYOTA COROLLA	
<b>920-0151</b>	<b>w/o RESERVOIR</b>	<b>930-0109</b>	<b>w/o RESERVOIR</b>
2013-11 JEEP GRAND CHEROKEE		1982-81 CHEVROLET/GMC TRUCKS LUV PICK-UP	
<b>920-0152</b>	<b>w/o RESERVOIR</b>	1982-81 ISUZU TRUCKS HOMBRE, PICKUP	
2014-11 DODGE TRUCKS DURANGO		<b>930-0110</b>	<b>w/o RESERVOIR</b>
2015-11 JEEP GRAND CHEROKEE		1982 CHEVROLET/GMC TRUCKS LUV PICK-UP	
<b>920-0153</b>	<b>w/o RESERVOIR</b>	1982 ISUZU TRUCKS HOMBRE, PICKUP	
2012-11 DODGE TRUCKS R SERIES PICKUP (2WD & 4WD)		<b>930-0111</b>	<b>w/o RESERVOIR</b>
<b>920-0154</b>	<b>w/o RESERVOIR</b>	1989 DODGE TRUCKS RAIDER	
2012-11 DODGE TRUCKS R SERIES PICKUP (2WD & 4WD)		1990-89 DODGE 2000 GTX (Canada)	
<b>920-0155</b>	<b>w/o RESERVOIR</b>	1991-89 DODGE COLT (Exc. Colt Vista)	
2015-11 DODGE TRUCKS JOURNEY		1990 EAGLE TALON	
<b>920-0156</b>	<b>w/o RESERVOIR</b>	1991-89 MITSUBISHI TRUCKS MONTERO	
2013-11 DODGE TRUCKS R SERIES PICKUP (2WD & 4WD)		1990 MITSUBISHI ECLIPSE, ECLIPSE SPYDER	
		1992-89 MITSUBISHI GALANT, SIGMA	
		1990-89 MITSUBISHI MIRAGE	
		1991-89 PLYMOUTH COLT (Exc. Colt Vista)	



## Power Steering Pumps - Numerical Listing

Part No.	Product Type	Part No.	Product Type
<b>930-0111 (Cont'd)</b>	<b>w/o RESERVOIR</b>	<b>950-0105 (Cont'd)</b>	<b>w/ RESERVOIR</b>
1990 PLYMOUTH LASER		2000-99 MERCEDES C230	
<b>930-0112</b>	<b>w/o RESERVOIR</b>	<b>950-0106</b>	<b>w/ RESERVOIR</b>
2003-99 CHEVROLET/GMC TRUCKS TRACKER		1993 MERCEDES 300E	
<b>930-0113</b>	<b>w/o RESERVOIR</b>	1997-94 MERCEDES C280	
2014-12 CHEVROLET/GMC TRUCKS CAPTIVA SPORT		1997-96 MERCEDES C36	
<b>930-0114</b>	<b>w/o RESERVOIR</b>	1997-96 MERCEDES SL320	
2014-12 CHEVROLET/GMC TRUCKS CAPTIVA SPORT		<b>950-0107</b>	<b>w/o RESERVOIR</b>
<b>930-0115</b>	<b>w/o RESERVOIR</b>	1991-90 AUDI 90 SERIES	
2011-10 CADILLAC TRUCKS SRX		1991-90 AUDI COUPE, COUPE QUATTRO	
2011 SAAB 9-4X		<b>950-0108</b>	<b>w/o RESERVOIR</b>
<b>940-0101</b>	<b>w/o RESERVOIR</b>	2006-98 VOLKSWAGEN BEETLE	
2000-95 CHRYSLER CIRRUS		2006-99 VOLKSWAGEN GOLF, GTI	
2000 CHRYSLER SEBRING		2005-99 VOLKSWAGEN JETTA	
2000-95 DODGE STRATUS		<b>950-0109</b>	<b>w/o RESERVOIR</b>
2000-96 PLYMOUTH BREEZE		2007-01 CHRYSLER TRUCKS TOWN & COUNTRY VAN	
<b>940-0102</b>	<b>w/o RESERVOIR</b>	2003-01 CHRYSLER TRUCKS VOYAGER, GRAND VOYAGER	
2005-01 CHRYSLER SEBRING		2007-01 DODGE TRUCKS CARAVAN, GRAND CARAVAN, MINI RAM, ROYAL MINI RAM	
2005-01 DODGE STRATUS		<b>950-0110</b>	<b>w/o RESERVOIR</b>
2005-00 MITSUBISHI ECLIPSE, ECLIPSE SPYDER		1985-83 BMW 318i	
2003-99 MITSUBISHI GALANT, SIGMA		1988-84 BMW 325e	
<b>940-0103</b>	<b>w/o RESERVOIR</b>	1988-87 BMW 325i	
1999-95 DODGE NEON, SRT-4		1988-87 BMW 325iS	
1999-95 PLYMOUTH NEON, SRT-4		1986-85 BMW 524td	
<b>940-0104</b>	<b>w/o RESERVOIR</b>	1988-84 BMW 528e	
2000-97 CHRYSLER CIRRUS		1984 BMW 533i	
1999-95 CHRYSLER SEBRING		1988-85 BMW 535i	
2000-97 DODGE STRATUS		1988 BMW 535iS	
2000-97 PLYMOUTH BREEZE		1984 BMW 633CSi	
<b>950-0101</b>	<b>w/o RESERVOIR</b>	1987-85 BMW 635CSi	
1989-88 CHRYSLER DAYTONA (Canada)		1990-87 BMW 735i	
1991 CHRYSLER DYNASTY (Canada)		<b>950-0111</b>	<b>w/ RESERVOIR</b>
1991-90 CHRYSLER FIFTH AVENUE, IMPERIAL, NEWPORT, WINDSOR		1983-72 MERCEDES 240D	
1990-88 CHRYSLER LEBARON (Exc. GTC, GTS)		1981-78 MERCEDES 280CE	
1990-88 CHRYSLER LEBARON GTC, GTS		1981-78 MERCEDES 280E	
1991-90 CHRYSLER LHS, NEW YORKER, TOWN & COUNTRY WAGON		1981-78 MERCEDES 280SE	
1990-89 CHRYSLER TC MASERATI		1985-80 MERCEDES 300CD	
1989 DODGE TRUCKS CARAVAN, GRAND CARAVAN, MINI RAM, ROYAL MINI RAM		1985-80 MERCEDES 300D	
1989-88 DODGE DAYTONA		1985-80 MERCEDES 300TD	
1991-90 DODGE DYNASTY		1985-81 MERCEDES 380SL	
1989-88 DODGE LANCER		1981 MERCEDES 380SLC	
1990-88 DODGE SHADOW		<b>950-0112</b>	<b>w/o RESERVOIR</b>
1990-89 DODGE SPIRIT		1992-88 AUDI 80 SERIES	
1989 PLYMOUTH TRUCKS VOYAGER, GRAND VOYAGER		1991-88 AUDI 90 SERIES	
1990-89 PLYMOUTH ACCLAIM		<b>950-0114</b>	<b>w/o RESERVOIR</b>
1990-88 PLYMOUTH SUNDANCE		2006-04 CHRYSLER CROSSFIRE	
<b>950-0102</b>	<b>w/ RESERVOIR</b>	2000-98 MERCEDES C280	
1993-92 MERCEDES 300SE		2000-98 MERCEDES C43	
1999-94 MERCEDES S320		2004-02 MERCEDES CL55	
<b>950-0103</b>	<b>w/ RESERVOIR</b>	2003-98 MERCEDES CLK320	
1993 MERCEDES 300E		2003-99 MERCEDES CLK430	
1995-94 MERCEDES C220		2002 MERCEDES CLK55	
1997-94 MERCEDES C280		2002-98 MERCEDES E320	
1996 MERCEDES SL320		2002-98 MERCEDES E430	
<b>950-0105</b>	<b>w/ RESERVOIR</b>	2002-99 MERCEDES E55	
1996-94 MERCEDES C220		2002-99 MERCEDES SL500	
		2004-02 MERCEDES SLK320	

## Power Steering Pumps - Numerical Listing

Part No.	Product Type	Part No.	Product Type
<b>950-0116</b>	<b>w/o RESERVOIR</b>	<b>990-0111 (Cont'd)</b>	<b>w/ RESERVOIR</b>
1992 MERCEDES 400SE		1999-98 MERCEDES CL600	
1993 MERCEDES 400SEL		1999-94 MERCEDES S600	
1993 MERCEDES 500SEC		<b>990-0112</b>	<b>w/o RESERVOIR</b>
1993-92 MERCEDES 500SEL		1998-96 MERCEDES SL500	
1995-94 MERCEDES S420		<b>990-0113</b>	<b>w/ RESERVOIR</b>
1995-94 MERCEDES S500		1993 MERCEDES 600SL	
<b>950-0117</b>	<b>w/o RESERVOIR</b>	2002-96 MERCEDES SL600	
1992 MERCEDES 400SE		<b>990-0114</b>	<b>w/o RESERVOIR</b>
1993 MERCEDES 400SEL		1999-98 MERCEDES CL500	
1993 MERCEDES 500SEC		1997-96 MERCEDES S420	
1993-92 MERCEDES 500SEL		1999-96 MERCEDES S500	
1995-94 MERCEDES S420		<b>990-0115</b>	<b>w/o RESERVOIR</b>
1995-94 MERCEDES S500		1997-96 MERCEDES E320	
<b>950-0118</b>	<b>w/o RESERVOIR</b>	<b>990-0116</b>	<b>w/o RESERVOIR</b>
2009-03 DODGE TRUCKS R SERIES PICKUP (2WD & 4WD)		1999-96 MERCEDES E300D	
<b>950-0119</b>	<b>w/o RESERVOIR</b>	<b>990-0117</b>	<b>w/o RESERVOIR</b>
2009-07 DODGE TRUCKS SPRINTER 2500, 3500		1999-96 MERCEDES E300D	
2009-07 FREIGHTLINER TRUCKS SPRINTER 2500, 3500		<b>990-0118</b>	<b>w/o RESERVOIR</b>
2009-07 MERCEDES TRUCKS SPRINTER 2500, 3500		2015-14 FORD TRUCKS F SERIES, SUPER DUTY PICKUP (2WD & 4WD)	
<b>950-0120</b>	<b>w/o RESERVOIR</b>	1997-96 MERCEDES C280	
2008 CHRYSLER TRUCKS ASPEN		1997-96 MERCEDES C36	
2008 DODGE TRUCKS DURANGO		1997-96 MERCEDES E320	
2008-03 DODGE TRUCKS R SERIES PICKUP (2WD & 4WD)		<b>990-0119</b>	<b>w/o RESERVOIR</b>
<b>950-0121</b>	<b>w/o RESERVOIR</b>	1996 MERCEDES C220	
2012-11 DODGE TRUCKS R SERIES PICKUP (2WD & 4WD)		2000-97 MERCEDES C230	
<b>990-0102</b>	<b>w/ RESERVOIR</b>	2004-99 MERCEDES SLK230	
1993-92 MERCEDES 300SE		<b>990-0120</b>	<b>w/o RESERVOIR</b>
1996-94 MERCEDES S320		1996 MITSUBISHI TRUCKS MIGHTY MAX, PICKUP	
<b>990-0103</b>	<b>w/ RESERVOIR</b>	<b>990-0121</b>	<b>w/o RESERVOIR</b>
1993-90 MERCEDES 300D		1996-93 HYUNDAI SONATA	
1993 MERCEDES 300E		<b>990-0122</b>	<b>w/o RESERVOIR</b>
1995-94 MERCEDES C280		1998-93 HYUNDAI SONATA	
1997-96 MERCEDES SL320		<b>990-0123</b>	<b>w/o RESERVOIR</b>
<b>990-0104</b>	<b>w/ RESERVOIR</b>	2000-97 INFINITI TRUCKS QX4	
1993-91 MERCEDES 190E		2000-96 NISSAN/DATSUN TRUCKS PATHFINDER	
<b>990-0105</b>	<b>w/o RESERVOIR</b>	<b>990-0124</b>	<b>w/o RESERVOIR</b>
1999-98 MERCEDES CL500		1999-94 MITSUBISHI TRUCKS MONTERO	
1999-96 MERCEDES S420		<b>990-0125</b>	<b>w/o RESERVOIR</b>
1999-96 MERCEDES S500		1996 MITSUBISHI DIAMANTE	
<b>990-0106</b>	<b>w/o RESERVOIR</b>	<b>990-0126</b>	<b>w/o RESERVOIR</b>
1997 MERCEDES E420		1998-96 SUZUKI TRUCKS SIDEKICK	
1998-96 MERCEDES SL500		<b>990-0127</b>	<b>w/o RESERVOIR</b>
<b>990-0107</b>	<b>w/ RESERVOIR</b>	1996-92 VOLKSWAGEN TRUCKS EUROVAN	
1993-90 MERCEDES 300D		<b>990-0128</b>	<b>w/o RESERVOIR</b>
<b>990-0108</b>	<b>w/o RESERVOIR</b>	1995-92 BMW 525i	
1997 MERCEDES E420		1995-92 BMW 525iT	
<b>990-0109</b>	<b>w/o RESERVOIR</b>	<b>990-0129</b>	<b>w/o RESERVOIR</b>
1993-90 MERCEDES 300D		1999-96 AUDI A4 SERIES	
1995-94 MERCEDES C280		<b>990-0130</b>	<b>w/o RESERVOIR</b>
1996 MERCEDES C36		1995-93 AUDI 90 SERIES	
1996 MERCEDES SL320		1998-94 AUDI CABRIOLET	
<b>990-0110</b>	<b>w/o RESERVOIR</b>	<b>990-0131</b>	<b>w/o RESERVOIR</b>
1996-94 MERCEDES S320		1995-92 BMW 325i	
<b>990-0111</b>	<b>w/ RESERVOIR</b>		
1993-92 MERCEDES 600SEC, 600SEL			

## Power Steering Pumps - Numerical Listing

Part No.	Product Type	Part No.	Product Type
<b>990-0131 (Cont'd)</b>	<b>w/o RESERVOIR</b>	<b>990-0150</b>	<b>w/o RESERVOIR</b>
1995-94 BMW 325iC		1999 BMW 328i	
1995-92 BMW 325iS		2001 BMW 330i	
1996 BMW 328i		2003-01 BMW 525i	
1996 BMW 328iC		2000-97 BMW 528i	
1996 BMW 328iS		2000-99 BMW 528iT	
<b>990-0132</b>	<b>w/o RESERVOIR</b>	2003-01 BMW 530i	
1995 VOLKSWAGEN GOLF, GTI		<b>990-0151</b>	<b>w/o RESERVOIR</b>
1995-94 VOLKSWAGEN JETTA		2000-97 ACURA EL (CANADA)	
<b>990-0133</b>	<b>w/o RESERVOIR</b>	2001-97 HONDA TRUCKS CR - V	
1992-90 VOLKSWAGEN CORRADO		2000-96 HONDA CIVIC, CIVIC WAGON	
<b>990-0134</b>	<b>w/o RESERVOIR</b>	<b>990-0152</b>	<b>w/o RESERVOIR</b>
1999-98 BMW 323i		1998-96 MAZDA PROTEGE, PROTEGE5	
1999-98 BMW 323iC		<b>990-0154</b>	<b>w/o RESERVOIR</b>
1999-98 BMW 323iS		1998-95 NISSAN/DATSUN 240SX	
1998-96 BMW 328i		<b>990-0155</b>	<b>w/o RESERVOIR</b>
1999-96 BMW 328iC		1991-88 BMW 525i	
1999-96 BMW 328iS		1993-88 BMW 535i	
<b>990-0135</b>	<b>w/o RESERVOIR</b>	<b>990-0156</b>	<b>w/o RESERVOIR</b>
1997-95 SUZUKI ESTEEM		1995-94 BMW 318i	
<b>990-0136</b>	<b>w/o RESERVOIR</b>	1995-94 BMW 318iC	
1992-89 BMW 735i		1997-94 BMW 318iS	
<b>990-0137</b>	<b>w/o RESERVOIR</b>	1995 BMW 318Ti	
1998-96 BMW Z3		<b>990-0157</b>	<b>w/o RESERVOIR</b>
<b>990-0138</b>	<b>w/o RESERVOIR</b>	1992-91 ALFA ROMEO 164 SERIES	
1999-96 BMW 318i		<b>990-0159</b>	<b>w/o RESERVOIR</b>
1996 BMW 318iC		2002-97 VOLKSWAGEN TRUCKS EUROVAN	
1997-96 BMW 318iS		<b>990-0160</b>	<b>w/o RESERVOIR</b>
1999-96 BMW 318Ti		1998-96 HYUNDAI SONATA	
<b>990-0139</b>	<b>w/o RESERVOIR</b>	<b>990-0161</b>	<b>w/o RESERVOIR</b>
1993-91 ISUZU STYLUS		2001-98 KIA SEPHIA	
<b>990-0140</b>	<b>w/o RESERVOIR</b>	2001-00 KIA SPECTRA	
1994 ALFA ROMEO SPIDER		<b>990-0162</b>	<b>w/o RESERVOIR</b>
<b>990-0141</b>	<b>w/o RESERVOIR</b>	2001-95 KIA TRUCKS SPORTAGE	
1995-94 ALFA ROMEO 164 SERIES		<b>990-0163</b>	<b>w/o RESERVOIR</b>
<b>990-0142</b>	<b>w/o RESERVOIR</b>	1997-95 KIA SEPHIA	
1998-94 PORSCHE 911		<b>990-0164</b>	<b>w/o RESERVOIR</b>
<b>990-0143</b>	<b>w/o RESERVOIR</b>	2002-97 BMW Z3	
1994-90 AUDI V8 QUATTRO		<b>990-0165</b>	<b>w/o RESERVOIR</b>
<b>990-0144</b>	<b>w/o RESERVOIR</b>	1988-87 STERLING 825 Series	
1980-78 BMW 733i		1990-89 STERLING 827 Series	
<b>990-0145</b>	<b>w/o RESERVOIR</b>	<b>990-0166</b>	<b>w/o RESERVOIR</b>
1981-79 BMW 528i		1990-89 TOYOTA CAMRY	
1978-76 BMW 530i		1989-88 TOYOTA CELICA	
1977 BMW 630CSi		<b>990-0167</b>	<b>w/o RESERVOIR</b>
1981-78 BMW 633CSi		1991-90 DAIHATSU ROCKY	
<b>990-0146</b>	<b>w/o RESERVOIR</b>	<b>990-0168</b>	<b>w/o RESERVOIR</b>
1984-80 PORSCHE 928		2001-99 SUBARU TRUCKS FORESTER	
<b>990-0147</b>	<b>w/o RESERVOIR</b>	<b>990-0169</b>	<b>w/o RESERVOIR</b>
1993-89 PORSCHE 911		2001-99 SUBARU IMPREZA	
<b>990-0148</b>	<b>w/o RESERVOIR</b>	<b>990-0170</b>	<b>w/o RESERVOIR</b>
1995-85 PORSCHE 928		2001-99 MAZDA PROTEGE, PROTEGE5	
<b>990-0149</b>	<b>w/o RESERVOIR</b>	<b>990-0171</b>	<b>w/o RESERVOIR</b>
2005-97 MAZDA MIATA, MX-5 MIATA		2003-99 MAZDA PROTEGE, PROTEGE5	

## Power Steering Pumps - Numerical Listing

Part No.	Product Type	Part No.	Product Type
<b>990-0172</b>	w/o RESERVOIR	<b>990-0194 (Cont'd)</b>	w/ RESERVOIR
2000-98 LEXUS LS400		1988-84 MERCEDES 190E	
<b>990-0173</b>	w/o RESERVOIR	<b>990-0195</b>	w/o RESERVOIR
1999-97 MITSUBISHI TRUCKS MONTERO SPORT		1996-93 HYUNDAI SONATA	
<b>990-0174</b>	w/o RESERVOIR	<b>990-0196</b>	w/o RESERVOIR
2001-00 AUDI A4 SERIES		2002-99 VOLKSWAGEN CABRIO	
2005-98 VOLKSWAGEN PASSAT		1999-97 VOLKSWAGEN GOLF, GTI	
<b>990-0175</b>	w/o RESERVOIR	1999-97 VOLKSWAGEN JETTA	
2001-00 AUDI A4 SERIES		1998-97 VOLKSWAGEN PASSAT	
2003-98 VOLKSWAGEN PASSAT		<b>990-0197</b>	w/o RESERVOIR
<b>990-0176</b>	w/o RESERVOIR	2002-98 MAZDA 626	
1999-97 HYUNDAI ACCENT		<b>990-0198</b>	w/o RESERVOIR
<b>990-0177</b>	w/o RESERVOIR	2004-98 NISSAN/DATSUN TRUCKS FRONTIER	
1999-97 MITSUBISHI TRUCKS MONTERO SPORT		2004-00 NISSAN/DATSUN TRUCKS XTERRA	
<b>990-0178</b>	w/o RESERVOIR	<b>990-0199</b>	w/o RESERVOIR
2000-99 HONDA CIVIC, CIVIC WAGON		2000-98 NISSAN/DATSUN ALTIMA	
<b>990-0179</b>	w/o RESERVOIR	<b>990-0200</b>	w/o RESERVOIR
1998 NISSAN/DATSUN 200SX		2004-99 NISSAN/DATSUN TRUCKS FRONTIER	
2002-98 NISSAN/DATSUN SENTRA		2004-00 NISSAN/DATSUN TRUCKS XTERRA	
<b>990-0180</b>	w/o RESERVOIR	<b>990-0201</b>	w/o RESERVOIR
2004-99 MAZDA MIATA, MX-5 MIATA		2001-00 MAZDA TRUCKS MPV	
<b>990-0181</b>	w/o RESERVOIR	<b>990-0202</b>	w/o RESERVOIR
2000-99 HONDA TRUCKS PASSPORT		2002-00 INFINITI G20	
2000-99 ISUZU TRUCKS AMIGO		<b>990-0203</b>	w/o RESERVOIR
2002-01 ISUZU TRUCKS RODEO SPORT		1997-94 TOYOTA CELICA	
2002-99 ISUZU TRUCKS RODEO		<b>990-0204</b>	w/o RESERVOIR
<b>990-0182</b>	w/o RESERVOIR	1988 TOYOTA TRUCKS 4RUNNER	
2002-99 MITSUBISHI MIRAGE		1988 TOYOTA TRUCKS PICKUP	
<b>990-0183</b>	w/o RESERVOIR	<b>990-0205</b>	w/o RESERVOIR
2001-00 MITSUBISHI ECLIPSE, ECLIPSE SPYDER		1997-94 TOYOTA TRUCKS PREVIA	
2000-99 MITSUBISHI GALANT, SIGMA		<b>990-0206</b>	w/o RESERVOIR
<b>990-0184</b>	w/o RESERVOIR	1995-89 TOYOTA TRUCKS PICKUP	
2001-99 HYUNDAI SONATA		<b>990-0207</b>	w/o RESERVOIR
<b>990-0185</b>	w/o RESERVOIR	2000-96 TOYOTA TRUCKS 4RUNNER	
1995-87 LAND ROVER RANGE ROVER		2001-97 TOYOTA TRUCKS TACOMA PICKUP	
<b>990-0186</b>	w/o RESERVOIR	<b>990-0208</b>	w/o RESERVOIR
1993 LAND ROVER DEFENDER 110		2002-96 TOYOTA TRUCKS 4RUNNER	
1996-94 LAND ROVER DEFENDER 90		2004-96 TOYOTA TRUCKS TACOMA PICKUP	
<b>990-0188</b>	w/o RESERVOIR	<b>990-0209</b>	w/o RESERVOIR
1998-95 NISSAN/DATSUN 200SX		1991-90 LEXUS ES250	
1999-98 NISSAN/DATSUN SENTRA		<b>990-0210</b>	w/o RESERVOIR
<b>990-0190</b>	w/o RESERVOIR	1993-92 LEXUS ES300	
1998 SUBARU TRUCKS FORESTER		<b>990-0211</b>	w/o RESERVOIR
<b>990-0191</b>	w/o RESERVOIR	1996 TOYOTA TRUCKS RAV 4	
1997-95 NISSAN/DATSUN 200SX		<b>990-0212</b>	w/o RESERVOIR
1998-95 NISSAN/DATSUN SENTRA		1996-94 LEXUS ES300	
<b>990-0192</b>	w/o RESERVOIR	<b>990-0213</b>	w/o RESERVOIR
1994 JAGUAR XJ12		1997-93 LEXUS GS300	
<b>990-0193</b>	w/o RESERVOIR	<b>990-0214</b>	w/o RESERVOIR
1999-95 JAGUAR VANDEN PLAS		1988-87 TOYOTA TRUCKS PICKUP	
1997-95 JAGUAR XJ6		<b>990-0215</b>	w/o RESERVOIR
1999-95 JAGUAR XJR		1988-85 TOYOTA TRUCKS PICKUP	
<b>990-0194</b>	w/ RESERVOIR	1985 TOYOTA CELICA	
1985-84 MERCEDES 190D			

## Power Steering Pumps - Numerical Listing

Part No.	Product Type	Part No.	Product Type
<b>990-0216</b>	<b>w/o RESERVOIR</b>	<b>990-0235</b>	<b>w/o RESERVOIR</b>
1987-85 TOYOTA TRUCKS PICKUP		2004-99 HONDA TRUCKS ODYSSEY	
<b>990-0217</b>	<b>w/o RESERVOIR</b>	<b>990-0236</b>	<b>w/o RESERVOIR</b>
1988-85 TOYOTA TRUCKS 4RUNNER		2002-99 SUZUKI ESTEEM	
1988-85 TOYOTA TRUCKS PICKUP		<b>990-0237</b>	<b>w/o RESERVOIR</b>
<b>990-0218</b>	<b>w/o RESERVOIR</b>	2001-00 NISSAN/DATSUN ALTIMA	
1998-94 TOYOTA SUPRA		<b>990-0238</b>	<b>w/o RESERVOIR</b>
<b>990-0219</b>	<b>w/o RESERVOIR</b>	2005-00 TOYOTA CELICA	
1997-95 EAGLE TALON		<b>990-0239</b>	<b>w/o RESERVOIR</b>
1999-95 MITSUBISHI ECLIPSE, ECLIPSE SPYDER		2005-01 TOYOTA TRUCKS RAV 4	
<b>990-0220</b>	<b>w/o RESERVOIR</b>	<b>990-0240</b>	<b>w/o RESERVOIR</b>
2006-04 SCION XA		2004-00 TOYOTA TRUCKS TUNDRA	
2006-04 SCION XB		<b>990-0241</b>	<b>w/o RESERVOIR</b>
2005-00 TOYOTA ECHO		2005-03 VOLVO TRUCKS XC70	
<b>990-0221</b>	<b>w/o RESERVOIR</b>	2004-99 VOLVO C70	
2006-03 PONTIAC VIBE		2004-01 VOLVO S60	
2005-00 TOYOTA CELICA		2000-99 VOLVO S70	
2006-05 TOYOTA COROLLA		2005-99 VOLVO S80	
2006-03 TOYOTA MATRIX		2004-99 VOLVO V70	
<b>990-0222</b>	<b>w/o RESERVOIR</b>	<b>990-0242</b>	<b>w/o RESERVOIR</b>
2009-02 TOYOTA CAMRY		2001-00 NISSAN/DATSUN SENTRA	
2008-02 TOYOTA SOLARA		<b>990-0243</b>	<b>w/o RESERVOIR</b>
<b>990-0223</b>	<b>w/o RESERVOIR</b>	2002-01 ACURA TRUCKS MDX	
2004-01 TOYOTA TRUCKS TACOMA PICKUP		2003-01 ACURA CL	
<b>990-0224</b>	<b>w/o RESERVOIR</b>	2003-99 ACURA TL	
2004-01 TOYOTA TRUCKS TACOMA PICKUP		2004-03 HONDA TRUCKS PILOT	
<b>990-0225</b>	<b>w/o RESERVOIR</b>	<b>990-0244</b>	<b>w/o RESERVOIR</b>
2002-00 HYUNDAI ACCENT		1994-91 TOYOTA MR2	
<b>990-0226</b>	<b>w/o RESERVOIR</b>	<b>990-0245</b>	<b>w/o RESERVOIR</b>
2006-01 HYUNDAI TRUCKS SANTA FE		1995-94 TOYOTA MR2	
2005-02 HYUNDAI SONATA		<b>990-0246</b>	<b>w/o RESERVOIR</b>
2006-01 KIA OPTIMA		1991-88 SUBARU XT, XT6	
<b>990-0227</b>	<b>w/o RESERVOIR</b>	<b>990-0247</b>	<b>w/o RESERVOIR</b>
2006-03 SUBARU TRUCKS BAJA		1979 NISSAN/DATSUN 280ZX	
2004-00 SUBARU LEGACY		1984-77 NISSAN/DATSUN MAXIMA, 810	
2004-00 SUBARU OUTBACK		<b>990-0248</b>	<b>w/o RESERVOIR</b>
<b>990-0228</b>	<b>w/o RESERVOIR</b>	1983-80 NISSAN/DATSUN TRUCKS 720 PICKUP	
2005-98 LEXUS GS300		1983-77 NISSAN/DATSUN 200SX	
<b>990-0229</b>	<b>w/o RESERVOIR</b>	1983-80 NISSAN/DATSUN 280ZX	
2005-00 HYUNDAI SONATA		1982-79 NISSAN/DATSUN 310	
2006-01 KIA OPTIMA		1984-80 NISSAN/DATSUN MAXIMA, 810	
<b>990-0230</b>	<b>w/o RESERVOIR</b>	1986-83 NISSAN/DATSUN PULSAR, NX	
2003-99 LEXUS TRUCKS RX300		1986-82 NISSAN/DATSUN SENTRA	
2003-01 TOYOTA TRUCKS HIGHLANDER		<b>990-0249</b>	<b>w/o RESERVOIR</b>
<b>990-0231</b>	<b>w/o RESERVOIR</b>	1981-78 HONDA ACCORD	
2005-01 LEXUS IS300		<b>990-0250</b>	<b>w/o RESERVOIR</b>
<b>990-0232</b>	<b>w/o RESERVOIR</b>	1980-78 DODGE CHALLENGER, CHARGER, CORONET	
2005-01 HYUNDAI ELANTRA		1980-78 DODGE COLT (Exc. Colt Vista)	
2008-03 HYUNDAI TIBURON		1978-74 MAZDA COSMO, RX4	
<b>990-0233</b>	<b>w/o RESERVOIR</b>	1980-78 PLYMOUTH COLT (Exc. Colt Vista)	
2007-01 TOYOTA TRUCKS SEQUOIA		1979-78 PLYMOUTH SAPPORO	
2006-00 TOYOTA TRUCKS TUNDRA		<b>990-0251</b>	<b>w/o RESERVOIR</b>
<b>990-0234</b>	<b>w/o RESERVOIR</b>	1978-74 MAZDA COSMO, RX5	
2004-99 MITSUBISHI TRUCKS MONTERO SPORT		<b>990-0252</b>	<b>w/o RESERVOIR</b>
		1987-79 TOYOTA TRUCKS LAND CRUISER	

## Power Steering Pumps - Numerical Listing

Part No.	Product Type	Part No.	Product Type
<b>990-0252 (Cont'd)</b>	<b>w/o RESERVOIR</b>	<b>990-0270</b>	<b>w/o RESERVOIR</b>
1982-78 TOYOTA CRESSIDA		1993-87 TOYOTA CAMRY	
1972-71 TOYOTA CROWN		1993-90 TOYOTA CELICA	
1980-72 TOYOTA MARK II, MARK III		<b>990-0271</b>	<b>w/o RESERVOIR</b>
1981-79 TOYOTA SUPRA		1983 TOYOTA COROLLA	
<b>990-0253</b>	<b>w/o RESERVOIR</b>	1988-83 TOYOTA TERCEL	
1981-79 TOYOTA CELICA		<b>990-0272</b>	<b>w/o RESERVOIR</b>
1981-78 TOYOTA CORONA		1983 MITSUBISHI CORDIA, TREDIA	
<b>990-0254</b>	<b>w/o RESERVOIR</b>	<b>990-0273</b>	<b>w/o RESERVOIR</b>
1982-79 TOYOTA COROLLA		1985-84 HONDA ACCORD	
<b>990-0255</b>	<b>w/o RESERVOIR</b>	1985-83 HONDA PRELUDE	
1984 TOYOTA TRUCKS 4RUNNER		<b>990-0274</b>	<b>w/o RESERVOIR</b>
1984-80 TOYOTA TRUCKS PICKUP		1985-84 HONDA ACCORD	
1984-81 TOYOTA CELICA		1985-83 HONDA PRELUDE	
1982-81 TOYOTA CORONA		<b>990-0275</b>	<b>w/o RESERVOIR</b>
<b>990-0256</b>	<b>w/o RESERVOIR</b>	1989-86 HONDA ACCORD	
1983-82 HONDA ACCORD		1987-85 HONDA PRELUDE	
1982 HONDA PRELUDE		<b>990-0276</b>	<b>w/o RESERVOIR</b>
<b>990-0257</b>	<b>w/o RESERVOIR</b>	1979 AUDI 5000 SERIES	
1988-83 TOYOTA CRESSIDA		<b>990-0277</b>	<b>w/o RESERVOIR</b>
<b>990-0258</b>	<b>w/o RESERVOIR</b>	1974-73 VOLVO 140 SERIES	
1978-77 TOYOTA CELICA		1975 VOLVO 164 SERIES	
<b>990-0259</b>	<b>w/o RESERVOIR</b>	1976-75 VOLVO 240, 260 SERIES (Includes DL, GL, GLE, GLT)	
1984 TOYOTA TRUCKS PICKUP		<b>990-0278</b>	<b>w/o RESERVOIR</b>
1984-83 TOYOTA CELICA		1977-74 AUDI 100 SERIES	
<b>990-0260</b>	<b>w/o RESERVOIR</b>	<b>990-0279</b>	<b>w/o RESERVOIR</b>
1981 HONDA PRELUDE		1974-69 VOLVO 164 SERIES	
<b>990-0261</b>	<b>w/o RESERVOIR</b>	<b>990-0280</b>	<b>w/o RESERVOIR</b>
1987-83 MAZDA 626		1989-86 SUBARU 3 DOOR	
<b>990-0262</b>	<b>w/o RESERVOIR</b>	1989-85 SUBARU 4 DOOR, STATION WAGON	
1985-83 MAZDA 626		1994-90 SUBARU LOYALE	
1986-83 NISSAN/DATSUN TRUCKS 720 PICKUP		<b>990-0281</b>	<b>w/o RESERVOIR</b>
1987-85 NISSAN/DATSUN MAXIMA, 810		1984-83 SUBARU TRUCKS BRAT	
<b>990-0263</b>	<b>w/o RESERVOIR</b>	1984-81 SUBARU 4 DOOR, STATION WAGON	
1986-84 NISSAN/DATSUN 200SX		1984-81 SUBARU HARDTOP	
<b>990-0264</b>	<b>w/o RESERVOIR</b>	<b>990-0282</b>	<b>w/o RESERVOIR</b>
1988-86 NISSAN/DATSUN TRUCKS D21 PICKUP		1982-81 MAZDA 626	
1988-87 NISSAN/DATSUN TRUCKS PATHFINDER		<b>990-0283</b>	<b>w/o RESERVOIR</b>
1986-84 NISSAN/DATSUN 300ZX		1985-83 MAZDA GLC	
<b>990-0265</b>	<b>w/o RESERVOIR</b>	<b>990-0284</b>	<b>w/o RESERVOIR</b>
1983-79 AUDI 4000 SERIES		1986-84 DODGE TRUCKS RAM 50, POWER RAM 50, D-50 PICKUP	
1983-80 AUDI 5000 SERIES		1986-84 MITSUBISHI TRUCKS MIGHTY MAX, PICKUP	
<b>990-0266</b>	<b>w/o RESERVOIR</b>	<b>990-0285</b>	<b>w/o RESERVOIR</b>
1987-79 AUDI 4000 SERIES		1973-72 MERCEDES 220, 220D	
1983-80 AUDI 5000 SERIES		1978-74 MERCEDES 230	
1987-81 AUDI COUPE, COUPE QUATTRO		1983-72 MERCEDES 240D	
1985-82 AUDI QUATTRO		1978-72 MERCEDES 300D	
1988-82 VOLKSWAGEN QUANTUM		<b>990-0286</b>	<b>w/o RESERVOIR</b>
<b>990-0267</b>	<b>w/o RESERVOIR</b>	1986 TOYOTA CELICA	
1986-84 NISSAN/DATSUN STANZA		<b>990-0287</b>	<b>w/o RESERVOIR</b>
<b>990-0268</b>	<b>w/o RESERVOIR</b>	1986-83 TOYOTA CAMRY	
1988-87 NISSAN/DATSUN PULSAR, NX		<b>990-0288</b>	<b>w/o RESERVOIR</b>
1986 NISSAN/DATSUN SENTRA		1990-84 TOYOTA TRUCKS VAN	
<b>990-0269</b>	<b>w/o RESERVOIR</b>		
1988-86 NISSAN/DATSUN MAXIMA, 810			

## Power Steering Pumps - Numerical Listing

Part No.	Product Type	Part No.	Product Type
<b>990-0289</b>	<b>w/o RESERVOIR</b>	<b>990-0306 (Cont'd)</b>	<b>w/o RESERVOIR</b>
1991-89 AUDI 100 SERIES		1993-88 TOYOTA COROLLA	
1991-89 AUDI 200 SERIES		<b>990-0307</b>	<b>w/o RESERVOIR</b>
1988-84 AUDI 5000 SERIES		1993-86 TOYOTA SUPRA	
<b>990-0290</b>	<b>w/o RESERVOIR</b>	<b>990-0308</b>	<b>w/o RESERVOIR</b>
1981-79 FIAT BRAVA, 131		1988-87 TOYOTA TERCEL	
<b>990-0291</b>	<b>w/o RESERVOIR</b>	<b>990-0309</b>	<b>w/o RESERVOIR</b>
1987-85 RENAULT ALLIANCE, ENCORE, GTA		1990-84 TOYOTA TRUCKS PICKUP	
<b>990-0292</b>	<b>w/o RESERVOIR</b>	<b>990-0310</b>	<b>w/o RESERVOIR</b>
1986-85 MITSUBISHI GALANT, SIGMA		1995-89 TOYOTA TRUCKS 4RUNNER	
<b>990-0293</b>	<b>w/o RESERVOIR</b>	1995-89 TOYOTA TRUCKS PICKUP	
1987-86 MITSUBISHI GALANT, SIGMA		<b>990-0311</b>	<b>w/o RESERVOIR</b>
<b>990-0294</b>	<b>w/o RESERVOIR</b>	1992-90 INFINITI M30	
1987-85 MITSUBISHI CORDIA, TREDIA		1996-88 NISSAN/DATSUN TRUCKS D21 PICKUP	
<b>990-0295</b>	<b>w/o RESERVOIR</b>	1995-88 NISSAN/DATSUN TRUCKS PATHFINDER	
1985-84 MAZDA RX-7		<b>990-0312</b>	<b>w/o RESERVOIR</b>
<b>990-0296</b>	<b>w/o RESERVOIR</b>	1998-93 INFINITI J30	
1989-86 HYUNDAI EXCEL		<b>990-0313</b>	<b>w/o RESERVOIR</b>
1989-87 MITSUBISHI PRECIS		1996-86 NISSAN/DATSUN TRUCKS D21 PICKUP	
<b>990-0297</b>	<b>w/o RESERVOIR</b>	1989-87 NISSAN/DATSUN TRUCKS PATHFINDER	
1989-87 NISSAN/DATSUN TRUCKS VAN		1989 NISSAN/DATSUN TRUCKS VAN	
<b>990-0298</b>	<b>w/o RESERVOIR</b>	1990-89 NISSAN/DATSUN 240SX	
1988-86 NISSAN/DATSUN 200SX		<b>990-0314</b>	<b>w/o RESERVOIR</b>
<b>990-0299</b>	<b>w/o RESERVOIR</b>	1988-87 NISSAN/DATSUN 200SX	
1986-83 TOYOTA CAMRY		<b>990-0315</b>	<b>w/o RESERVOIR</b>
1985-84 TOYOTA COROLLA		1983-82 NISSAN/DATSUN STANZA	
<b>990-0300</b>	<b>w/o RESERVOIR</b>	<b>990-0316</b>	<b>w/o RESERVOIR</b>
1987-85 TOYOTA COROLLA		1987-85 HONDA CIVIC, CIVIC WAGON	
<b>990-0301</b>	<b>w/o RESERVOIR</b>	<b>990-0317</b>	<b>w/o RESERVOIR</b>
1993-85 VOLKSWAGEN CABRIOLET		1989-86 ACURA INTEGRA	
1992-85 VOLKSWAGEN GOLF, GTI		<b>990-0318</b>	<b>w/o RESERVOIR</b>
1992-85 VOLKSWAGEN JETTA		1989-86 HONDA ACCORD	
1993-90 VOLKSWAGEN PASSAT		1987-85 HONDA PRELUDE	
1984 VOLKSWAGEN RABBIT, RABBIT CONVERTIBLE		<b>990-0319</b>	<b>w/o RESERVOIR</b>
1989-84 VOLKSWAGEN SCIROCCO		1991-89 HONDA PRELUDE	
<b>990-0302</b>	<b>w/o RESERVOIR</b>	<b>990-0320</b>	<b>w/o RESERVOIR</b>
1990-85 VOLVO 240, 260 SERIES (Includes DL, GL, GLE, GLT)		1988 HONDA PRELUDE	
1992-85 VOLVO 740, 760 SERIES		<b>990-0321</b>	<b>w/o RESERVOIR</b>
1991-87 VOLVO 780 SERIES		1991-88 HONDA CIVIC, CIVIC WAGON	
1995-91 VOLVO 940 SERIES		1990-88 HONDA WAGOVAN	
1991 VOLVO 960 SERIES		<b>990-0322</b>	<b>w/o RESERVOIR</b>
1991 VOLVO COUPE		1987-83 ISUZU IMPULSE	
<b>990-0303</b>	<b>w/o RESERVOIR</b>	<b>990-0323</b>	<b>w/o RESERVOIR</b>
1991-83 VOLKSWAGEN TRUCKS VANAGON		1987-86 ISUZU TRUCKS HOMBRE, PICKUP	
<b>990-0304</b>	<b>w/o RESERVOIR</b>	1986 ISUZU TRUCKS TROOPER, TROOPER II	
1991-85 SUBARU XT, XT6		<b>990-0324</b>	<b>w/o RESERVOIR</b>
<b>990-0305</b>	<b>w/o RESERVOIR</b>	1989-86 ISUZU IMPULSE	
1988-87 BMW 325e		1989 PASSPORT IMPULSE (Canada)	
1991-87 BMW 325i		<b>990-0325</b>	<b>w/o RESERVOIR</b>
1993-87 BMW 325iC		1988-87 ISUZU TRUCKS TROOPER, TROOPER II	
1991-87 BMW 325iS		<b>990-0326</b>	<b>w/o RESERVOIR</b>
1991-88 BMW 325iX		1997-94 HONDA TRUCKS PASSPORT	
<b>990-0306</b>	<b>w/o RESERVOIR</b>	1994-89 ISUZU TRUCKS AMIGO	
1992-89 GEO PRIZM		1995-88 ISUZU TRUCKS HOMBRE, PICKUP	
1993-90 TOYOTA CELICA			

## Power Steering Pumps - Numerical Listing

Part No.	Product Type	Part No.	Product Type
<b>990-0326 (Cont'd)</b>	<b>w/o RESERVOIR</b>	<b>990-0345 (Cont'd)</b>	<b>w/o RESERVOIR</b>
1997-91 ISUZU TRUCKS RODEO		1993-92 GEO STORM	
1991-88 ISUZU TRUCKS TROOPER, TROOPER II		1992 ISUZU IMPULSE	
1990-89 PASSPORT TRUCKS PICKUP (Canada)		1993-92 ISUZU STYLUS	
1991-89 PASSPORT TRUCKS TROOPER II (Canada)		<b>990-0346</b>	<b>w/o RESERVOIR</b>
<b>990-0327</b>	<b>w/o RESERVOIR</b>	1993-90 GEO STORM	
1989-86 MAZDA 323		1992-90 ISUZU IMPULSE	
1994-91 MERCURY CAPRI		1991 ISUZU STYLUS	
1989-88 MERCURY TRACER		<b>990-0347</b>	<b>w/o RESERVOIR</b>
<b>990-0328</b>	<b>w/o RESERVOIR</b>	1994-90 MAZDA PROTEGE, PROTEGE5	
1987-86 MAZDA TRUCKS B2000 PICKUP		<b>990-0348</b>	<b>w/o RESERVOIR</b>
1993-87 MAZDA TRUCKS B2000 PICKUP		1996-90 MAZDA MIATA, MX-5 MIATA	
<b>990-0329</b>	<b>w/o RESERVOIR</b>	<b>990-0349</b>	<b>w/o RESERVOIR</b>
1988-87 MAZDA TRUCKS B2600 PICKUP		1989-88 MAZDA 929	
<b>990-0330</b>	<b>w/o RESERVOIR</b>	<b>990-0350</b>	<b>w/ RESERVOIR</b>
1989-87 MAZDA TRUCKS B2600 PICKUP		1991-90 MAZDA 929	
<b>990-0331</b>	<b>w/o RESERVOIR</b>	<b>990-0351</b>	<b>w/o RESERVOIR</b>
1990-86 ACURA LEGEND		1995-89 MAZDA TRUCKS MPV	
<b>990-0332</b>	<b>w/o RESERVOIR</b>	<b>990-0352</b>	<b>w/o RESERVOIR</b>
1985 HONDA CIVIC, CIVIC WAGON		1993-90 MAZDA TRUCKS B2600 PICKUP	
<b>990-0333</b>	<b>w/o RESERVOIR</b>	<b>990-0353</b>	<b>w/o RESERVOIR</b>
1986-83 NISSAN/DATSUN TRUCKS 720 PICKUP		1990-87 MITSUBISHI TRUCKS VAN, WAGON	
<b>990-0334</b>	<b>w/o RESERVOIR</b>	<b>990-0354</b>	<b>w/o RESERVOIR</b>
1983 MITSUBISHI TRUCKS MONTERO		1993-90 DODGE TRUCKS RAM 50, POWER RAM 50, D-50 PICKUP	
<b>990-0335</b>	<b>w/o RESERVOIR</b>	1994-90 MITSUBISHI TRUCKS MIGHTY MAX, PICKUP	
1985-84 MAZDA 626		<b>990-0355</b>	<b>w/o RESERVOIR</b>
<b>990-0336</b>	<b>w/o RESERVOIR</b>	1990-88 MITSUBISHI GALANT, SIGMA	
1990-89 NISSAN/DATSUN PULSAR, NX		<b>990-0356</b>	<b>w/o RESERVOIR</b>
1990-89 NISSAN/DATSUN SENTRA		1998-91 MITSUBISHI 3000GT	
<b>990-0337</b>	<b>w/o RESERVOIR</b>	<b>990-0357</b>	<b>w/o RESERVOIR</b>
1993-90 HYUNDAI SONATA		1988-85 NISSAN/DATSUN STANZA	
<b>990-0338</b>	<b>w/o RESERVOIR</b>	<b>990-0358</b>	<b>w/o RESERVOIR</b>
1984-83 SUBARU TRUCKS BRAT		1994-89 NISSAN/DATSUN MAXIMA, 810	
1984-83 SUBARU 4 DOOR, STATION WAGON		<b>990-0359</b>	<b>w/o RESERVOIR</b>
1984 SUBARU HARDTOP		1996-91 INFINITI G20	
<b>990-0339</b>	<b>w/o RESERVOIR</b>	1993-91 NISSAN/DATSUN NX COUPE	
1992-88 AUDI 80 SERIES		1993-91 NISSAN/DATSUN PULSAR, NX	
1991-88 AUDI 90 SERIES		1994-91 NISSAN/DATSUN SENTRA	
<b>990-0340</b>	<b>w/o RESERVOIR</b>	<b>990-0360</b>	<b>w/o RESERVOIR</b>
1991-90 ACURA INTEGRA		1993-91 NISSAN/DATSUN NX COUPE	
<b>990-0341</b>	<b>w/o RESERVOIR</b>	1993-91 NISSAN/DATSUN PULSAR, NX	
1993-92 ACURA INTEGRA		1994-91 NISSAN/DATSUN SENTRA	
1993-90 HONDA ACCORD		<b>990-0361</b>	<b>w/o RESERVOIR</b>
<b>990-0342</b>	<b>w/o RESERVOIR</b>	1992-90 NISSAN/DATSUN TRUCKS AXCESS	
1995-91 ACURA LEGEND		1992-90 NISSAN/DATSUN STANZA	
1996 ACURA TL		<b>990-0362</b>	<b>w/o RESERVOIR</b>
<b>990-0343</b>	<b>w/o RESERVOIR</b>	1991-89 NISSAN/DATSUN MAXIMA, 810	
1994-90 HYUNDAI EXCEL		<b>990-0363</b>	<b>w/o RESERVOIR</b>
1992-91 HYUNDAI SCOUPE		1994-91 NISSAN/DATSUN 240SX	
1993-90 MITSUBISHI PRECIS		<b>990-0364</b>	<b>w/o RESERVOIR</b>
<b>990-0344</b>	<b>w/o RESERVOIR</b>	1992-90 SUBARU LEGACY	
1991-88 HYUNDAI SONATA		<b>990-0366</b>	<b>w/o RESERVOIR</b>
<b>990-0345</b>	<b>w/o RESERVOIR</b>	1990 TOYOTA TERCEL	
1993-92 ASUNA SUNFIRE (Canada)			



## Power Steering Pumps - Numerical Listing

Part No.	Product Type	Part No.	Product Type
<b>990-0367</b>	<b>w/o RESERVOIR</b>	<b>990-0389</b>	<b>w/o RESERVOIR</b>
1996-92 TOYOTA PASEO		1992-91 ISUZU IMPULSE	
1996-91 TOYOTA TERCEL		<b>990-0390</b>	<b>w/o RESERVOIR</b>
<b>990-0368</b>	<b>w/o RESERVOIR</b>	1999-98 ACURA TRUCKS SLX	
1992-89 TOYOTA CRESSIDA		1998-94 HONDA TRUCKS PASSPORT	
<b>990-0369</b>	<b>w/o RESERVOIR</b>	1998 ISUZU TRUCKS AMIGO	
1987-84 TOYOTA TRUCKS PICKUP		1998-93 ISUZU TRUCKS RODEO	
<b>990-0370</b>	<b>w/o RESERVOIR</b>	2001-98 ISUZU TRUCKS TROOPER, TROOPER II	
1990-85 TOYOTA TRUCKS LAND CRUISER		2001-99 ISUZU TRUCKS VEHICROSS	
1984 TOYOTA TRUCKS PICKUP		<b>990-0391</b>	<b>w/o RESERVOIR</b>
<b>990-0371</b>	<b>w/o RESERVOIR</b>	2002-96 MAZDA 626	
1992-90 TOYOTA TRUCKS LAND CRUISER		2000-95 MAZDA MILLENIA	
<b>990-0372</b>	<b>w/o RESERVOIR</b>	1995-92 MAZDA MX-3	
1995-91 TOYOTA TRUCKS PREVIA		1997-96 MAZDA MX-6	
<b>990-0373</b>	<b>w/o RESERVOIR</b>	<b>990-0392</b>	<b>w/o RESERVOIR</b>
1990-88 TOYOTA TERCEL		1995-92 MAZDA 929	
<b>990-0374</b>	<b>w/o RESERVOIR</b>	1995-93 MAZDA RX-7	
1991-90 MAZDA 929		<b>990-0393</b>	<b>w/o RESERVOIR</b>
<b>990-0375</b>	<b>w/o RESERVOIR</b>	1988 MAZDA 626	
1995-88 TOYOTA TRUCKS 4RUNNER		<b>990-0394</b>	<b>w/o RESERVOIR</b>
1995-88 TOYOTA TRUCKS PICKUP		1988 MAZDA 626	
<b>990-0376</b>	<b>w/ RESERVOIR</b>	1990-89 MAZDA MX-6	
1987-86 MAZDA RX-7		<b>990-0395</b>	<b>w/o RESERVOIR</b>
<b>990-0377</b>	<b>w/o RESERVOIR</b>	1992 MITSUBISHI DIAMANTE	
1992-87 MAZDA RX-7		<b>990-0396</b>	<b>w/o RESERVOIR</b>
<b>990-0378</b>	<b>w/o RESERVOIR</b>	1998-93 INFINITI J30	
1988-87 NISSAN/DATSUN SENTRA		1993-90 NISSAN/DATSUN 300ZX	
<b>990-0379</b>	<b>w/o RESERVOIR</b>	<b>990-0397</b>	<b>w/o RESERVOIR</b>
1989-86 NISSAN/DATSUN TRUCKS D21 PICKUP		1994-91 NISSAN/DATSUN 240SX	
1989-87 NISSAN/DATSUN TRUCKS PATHFINDER		<b>990-0398</b>	<b>w/o RESERVOIR</b>
<b>990-0380</b>	<b>w/o RESERVOIR</b>	1995-90 INFINITI Q45	
1996-90 INFINITI Q45		<b>990-0399</b>	<b>w/o RESERVOIR</b>
<b>990-0381</b>	<b>w/o RESERVOIR</b>	1978-75 SAAB 99	
1984-82 BMW 528e		<b>990-0400</b>	<b>w/o RESERVOIR</b>
1981 BMW 528i		1997-93 GEO PRIZM	
1984-83 BMW 533i		1997-93 TOYOTA COROLLA	
1984-81 BMW 633CSi		<b>990-0401</b>	<b>w/o RESERVOIR</b>
<b>990-0382</b>	<b>w/o RESERVOIR</b>	2001-92 TOYOTA CAMRY	
1997-93 HONDA CIVIC DEL SOL		2001-99 TOYOTA SOLARA	
1995-92 HONDA CIVIC, CIVIC WAGON		<b>990-0402</b>	<b>w/o RESERVOIR</b>
<b>990-0383</b>	<b>w/o RESERVOIR</b>	1997-92 LEXUS SC400	
1996-92 HONDA PRELUDE		<b>990-0403</b>	<b>w/o RESERVOIR</b>
<b>990-0384</b>	<b>w/o RESERVOIR</b>	1993-92 TOYOTA CAMRY	
1994-92 ACURA VIGOR		<b>990-0404</b>	<b>w/o RESERVOIR</b>
<b>990-0385</b>	<b>w/o RESERVOIR</b>	1997-96 LEXUS TRUCKS LX450	
1991-88 HYUNDAI SONATA		1997-93 TOYOTA TRUCKS LAND CRUISER	
<b>990-0386</b>	<b>w/o RESERVOIR</b>	<b>990-0405</b>	<b>w/ RESERVOIR</b>
1992-88 HYUNDAI SONATA		1993-88 MERCEDES 300CE	
<b>990-0387</b>	<b>w/o RESERVOIR</b>	1992-90 MERCEDES 300E 4MATIC	
1985 ISUZU IMPULSE		1992-86 MERCEDES 300E	
<b>990-0388</b>	<b>w/o RESERVOIR</b>	1993-90 MERCEDES 300SL	
1995-92 ISUZU TRUCKS TROOPER, TROOPER II		1992-90 MERCEDES 300TE 4MATIC	
		1992-88 MERCEDES 300TE	
		<b>990-0406</b>	<b>w/o RESERVOIR</b>
		1997-92 SUBARU SVX	

## Power Steering Pumps - Numerical Listing

Part No.	Product Type	Part No.	Product Type
<b>990-0407</b>	w/o RESERVOIR	<b>990-0424</b>	w/o RESERVOIR
1994-93 SUBARU LEGACY		1999-97 ACURA CL	
<b>990-0408</b>	w/o RESERVOIR	1997-95 HONDA TRUCKS ODYSSEY	
1994-93 TOYOTA TRUCKS T100 PICKUP		1997-94 HONDA ACCORD	
<b>990-0409</b>	w/o RESERVOIR	1997-96 ISUZU TRUCKS OASIS	
1984-80 BMW 733i		<b>990-0425</b>	w/o RESERVOIR
1986-85 BMW 735i		1997-94 ACURA INTEGRA	
<b>990-0410</b>	w/o RESERVOIR	1997-94 HONDA CIVIC DEL SOL	
1995-88 BMW 525i		<b>990-0426</b>	w/o RESERVOIR
1995-92 BMW 525iT		1991-88 TOYOTA CAMRY	
1993-89 BMW 535i		<b>990-0427</b>	w/o RESERVOIR
1992-87 BMW 735i		1988-87 PORSCHE 924	
1992-88 BMW 735iL		1991-83 PORSCHE 944	
1994-88 BMW 750iL		1995-92 PORSCHE 968	
<b>990-0411</b>	w/o RESERVOIR	<b>990-0428</b>	w/o RESERVOIR
1992-89 MAZDA RX-7		1998-93 MERCURY TRUCKS VILLAGER	
<b>990-0412</b>	w/o RESERVOIR	1998-93 NISSAN/DATSUN TRUCKS QUEST	
1997-93 NISSAN/DATSUN ALTIMA		<b>990-0429</b>	w/o RESERVOIR
<b>990-0413</b>	w/o RESERVOIR	1998-94 MITSUBISHI GALANT, SIGMA	
1992-90 HYUNDAI SONATA		<b>990-0430</b>	w/o RESERVOIR
<b>990-0414</b>	w/o RESERVOIR	1994 HYUNDAI ELANTRA	
1992-89 SUZUKI SWIFT		<b>990-0431</b>	w/o RESERVOIR
<b>990-0415</b>	w/o RESERVOIR	1988-85 PORSCHE 944	
1995-92 ASUNA TRUCKS SUNRUNNER (Canada)		<b>990-0432</b>	w/o RESERVOIR
1992-90 CHEVROLET/GMC TRUCKS TRACKER		1994-92 AUDI 100 SERIES	
1995-90 GEO TRUCKS TRACKER		1999-95 AUDI A6 SERIES	
1995-94 PONTIAC SUNRUNNER (Canada)		<b>990-0433</b>	w/o RESERVOIR
1995-89 SUZUKI TRUCKS SIDEKICK		2002-98 HONDA ACCORD	
<b>990-0416</b>	w/o RESERVOIR	<b>990-0434</b>	w/o RESERVOIR
1997-90 LEXUS LS400		2000-92 LEXUS SC300	
<b>990-0417</b>	w/o RESERVOIR	1998-94 TOYOTA SUPRA	
1995-91 INFINITI Q45		<b>990-0435</b>	w/o RESERVOIR
<b>990-0418</b>	w/o RESERVOIR	1995-93 HYUNDAI SCOUPE	
1993-92 HYUNDAI ELANTRA		<b>990-0436</b>	w/o RESERVOIR
<b>990-0419</b>	w/ RESERVOIR	1995 HYUNDAI ELANTRA	
1989-87 MERCEDES 260E		<b>990-0437</b>	w/o RESERVOIR
1993-88 MERCEDES 300CE		1997-95 GEO METRO	
1992-86 MERCEDES 300E		1997-95 PONTIAC FIREFLY (Canada)	
1993-90 MERCEDES 300SL		1994-92 SUZUKI SWIFT	
1992-88 MERCEDES 300TE		<b>990-0438</b>	w/ RESERVOIR
<b>990-0420</b>	w/o RESERVOIR	1987-86 MERCEDES 300SD, 300SDL	
1994 TOYOTA CAMRY		1991-88 MERCEDES 300SE	
<b>990-0421</b>	w/ RESERVOIR	1991-88 MERCEDES 300SEL	
1985-83 MERCEDES 300SD, 300SDL		1991-90 MERCEDES 350SD, 350SDL	
1985-81 MERCEDES 380SE		<b>990-0439</b>	w/o RESERVOIR
1983-82 MERCEDES 380SEC		1994-92 BMW 318i	
1991-86 MERCEDES 420SEL		1994 BMW 318iC	
1985-84 MERCEDES 500SEC		1994-92 BMW 318iS	
1985-84 MERCEDES 500SEL		<b>990-0440</b>	w/o RESERVOIR
1991-86 MERCEDES 560SEC, 560SEL, 560SL		1996-95 MAZDA PROTEGE, PROTEGE5	
<b>990-0422</b>	w/ RESERVOIR	<b>990-0441</b>	w/o RESERVOIR
1993-90 MERCEDES 190E		1998-94 TOYOTA TRUCKS T100 PICKUP	
<b>990-0423</b>	w/o RESERVOIR	2001-95 TOYOTA TRUCKS TACOMA PICKUP	
1994-93 SUBARU IMPREZA		<b>990-0442</b>	w/o RESERVOIR
		2006-04 LEXUS TRUCKS RX330	

## Power Steering Pumps - Numerical Listing

Part No.	Product Type	Part No.	Product Type
<b>990-0442 (Cont'd)</b>	<b>w/o RESERVOIR</b>	<b>990-0461</b>	<b>w/o RESERVOIR</b>
2000-97 LEXUS ES300		1995-94 BMW 530i	
2007-04 TOYOTA TRUCKS HIGHLANDER		1995-94 BMW 530iT	
2003-98 TOYOTA TRUCKS SIENNA		2003-94 BMW 540i	
2004-95 TOYOTA AVALON		2000-99 BMW 540iT	
2006-95 TOYOTA CAMRY		2001-93 BMW 740i	
2003-99 TOYOTA SOLARA		2001-95 BMW 740iL	
<b>990-0443</b>	<b>w/o RESERVOIR</b>	1997-94 BMW 840Ci	
1996-95 SUBARU IMPREZA		1997-95 BMW 850i, 850Ci	
1996-95 SUBARU LEGACY		<b>990-0462</b>	<b>w/o RESERVOIR</b>
<b>990-0444</b>	<b>w/o RESERVOIR</b>	1999-95 BMW M3	
2001-96 INFINITI I30		2001-98 BMW Z3	
2004-02 INFINITI I35		<b>990-0463</b>	<b>w/o RESERVOIR</b>
2002-95 NISSAN/DATSUN MAXIMA, 810		1991 BMW 318i	
<b>990-0445</b>	<b>w/o RESERVOIR</b>	1993-91 BMW 318iC	
1994-92 AUDI S4		1991-90 BMW 318iS	
1996-95 AUDI S6		<b>990-0464</b>	<b>w/o RESERVOIR</b>
<b>990-0446</b>	<b>w/o RESERVOIR</b>	1991-88 BMW M3	
1992-88 MAZDA 626		<b>990-0466</b>	<b>w/o RESERVOIR</b>
1992-88 MAZDA MX-6		1991 BMW 525i	
<b>990-0447</b>	<b>w/o RESERVOIR</b>	<b>990-0467</b>	<b>w/o RESERVOIR</b>
1998-95 TOYOTA TRUCKS T100 PICKUP		1988-87 BMW M5	
2004-95 TOYOTA TRUCKS TACOMA PICKUP		<b>990-0468</b>	<b>w/o RESERVOIR</b>
<b>990-0448</b>	<b>w/o RESERVOIR</b>	1992-90 MERCEDES 500SL	
2000-97 TOYOTA TRUCKS RAV 4		<b>990-0469</b>	<b>w/o RESERVOIR</b>
<b>990-0449</b>	<b>w/o RESERVOIR</b>	1999-97 TOYOTA PASEO	
2004-96 ACURA RL		1999-97 TOYOTA TERCEL	
1998-97 ACURA TL		<b>990-0470</b>	<b>w/o RESERVOIR</b>
<b>990-0450</b>	<b>w/o RESERVOIR</b>	1998-97 SUBARU IMPREZA	
1997-95 HONDA ACCORD		1999-97 SUBARU LEGACY	
<b>990-0451</b>	<b>w/o RESERVOIR</b>	<b>990-0471</b>	<b>w/o RESERVOIR</b>
1998-95 ACURA TL		2001-97 HONDA PRELUDE	
<b>990-0452</b>	<b>w/o RESERVOIR</b>	<b>990-0472</b>	<b>w/o RESERVOIR</b>
2000-96 HYUNDAI ELANTRA		2002-98 HONDA ACCORD	
2001-97 HYUNDAI TIBURON		<b>990-0473</b>	<b>w/o RESERVOIR</b>
<b>990-0453</b>	<b>w/o RESERVOIR</b>	1997-95 LAND ROVER RANGE ROVER	
1997-96 NISSAN/DATSUN TRUCKS D21 PICKUP		<b>990-0474</b>	<b>w/o RESERVOIR</b>
<b>990-0454</b>	<b>w/o RESERVOIR</b>	1997 LAND ROVER DEFENDER 90	
2004-97 MITSUBISHI DIAMANTE		1998-95 LAND ROVER DISCOVERY	
<b>990-0455</b>	<b>w/o RESERVOIR</b>	<b>990-0481</b>	<b>w/o RESERVOIR</b>
1999-97 MITSUBISHI MIRAGE		1992-86 ALFA ROMEO QUADRIFOGLIO	
<b>990-0457</b>	<b>w/o RESERVOIR</b>	<b>990-0482</b>	<b>w/o RESERVOIR</b>
1996-95 SUBARU IMPREZA		2004-00 VOLVO S40	
<b>990-0458</b>	<b>w/o RESERVOIR</b>	2004-00 VOLVO V40	
2005-96 HYUNDAI ACCENT		<b>990-0483</b>	<b>w/o RESERVOIR</b>
<b>990-0459</b>	<b>w/o RESERVOIR</b>	1989-87 BMW 635CSi	
1997-95 HYUNDAI ACCENT		1989-87 BMW M6	
<b>990-0460</b>	<b>w/o RESERVOIR</b>	<b>990-0486</b>	<b>w/o RESERVOIR</b>
1995-94 BMW 530i		2002-01 HONDA TRUCKS PASSPORT	
1995-94 BMW 530iT		2002 ISUZU TRUCKS AXIOM	
1995-94 BMW 540i		2002-01 ISUZU TRUCKS RODEO SPORT	
2001-93 BMW 740i		2002-01 ISUZU TRUCKS RODEO	
2001-93 BMW 740iL		<b>990-0487</b>	<b>w/o RESERVOIR</b>
2001-95 BMW 750iL		2003-98 MERCEDES E320	
		2002-98 MERCEDES E430	

## Power Steering Pumps - Numerical Listing

Part No.	Product Type	Part No.	Product Type
<b>990-0487 (Cont'd)</b>	<b>w/o RESERVOIR</b>	<b>990-0521 (Cont'd)</b>	<b>w/o RESERVOIR</b>
2002-00 MERCEDES E55		2011-02 HONDA TRUCKS CR - V	
<b>990-0488</b>	<b>w/o RESERVOIR</b>	2011-06 HONDA TRUCKS ELEMENT	
2003-98 MERCEDES TRUCKS ML320		2007-06 HONDA ACCORD	
2001-99 MERCEDES TRUCKS ML430		<b>990-0525</b>	<b>w/o RESERVOIR</b>
2003-02 MERCEDES TRUCKS ML500		2000 BMW 323Ci	
2003-00 MERCEDES TRUCKS ML55		2000 BMW 323i	
<b>990-0490</b>	<b>w/o RESERVOIR</b>	2006-01 BMW 325Ci	
2000-98 LEXUS GS400		2005-01 BMW 325i	
2005-01 LEXUS GS430		2000 BMW 328Ci	
2010-02 LEXUS SC430		2000 BMW 328i	
<b>990-0491</b>	<b>w/o RESERVOIR</b>	2006-01 BMW 330Ci	
2001 KIA SEPHIA		2005-01 BMW 330i	
2004-02 KIA SPECTRA		<b>990-0526</b>	<b>w/o RESERVOIR</b>
<b>990-0495</b>	<b>w/o RESERVOIR</b>	2002 BMW 325Ci	
2003-00 JAGUAR VANDEN PLAS		2005-01 BMW 325Xi	
2003-98 JAGUAR XJ8		2003-01 BMW 330Ci	
2003-00 JAGUAR XJR		2002-01 BMW 330i	
2002-97 JAGUAR XK8		2005-01 BMW 330Xi	
2002-00 JAGUAR XKR		<b>990-0527</b>	<b>w/o RESERVOIR</b>
<b>990-0496</b>	<b>w/o RESERVOIR</b>	2001 HYUNDAI TRUCKS XG300	
1993-92 MERCEDES 400E		2005-02 HYUNDAI TRUCKS XG350	
1993 MERCEDES 500SL		<b>990-0528</b>	<b>w/o RESERVOIR</b>
1995-94 MERCEDES E420		2005-01 KIA RIO, RIO5	
1995-94 MERCEDES SL500		<b>990-0530</b>	<b>w/o RESERVOIR</b>
<b>990-0497</b>	<b>w/o RESERVOIR</b>	2007-02 MITSUBISHI LANCER	
1993-92 MERCEDES 400E		<b>990-0533</b>	<b>w/o RESERVOIR</b>
1993-92 MERCEDES 500E		2001-99 SAAB 9-5	
1993 MERCEDES 500SL		<b>990-0535</b>	<b>w/o RESERVOIR</b>
1995-94 MERCEDES E420		2003-02 SAAB 9-5	
1995-94 MERCEDES SL500		<b>990-0536</b>	<b>w/o RESERVOIR</b>
<b>990-0499</b>	<b>w/o RESERVOIR</b>	2009-99 SAAB 9-5	
1995-94 MERCEDES S350		<b>990-0537</b>	<b>w/o RESERVOIR</b>
<b>990-0500</b>	<b>w/o RESERVOIR</b>	2003-00 SAAB 9-3	
1995-94 MERCEDES S350		<b>990-0538</b>	<b>w/o RESERVOIR</b>
<b>990-0505</b>	<b>w/o RESERVOIR</b>	1999-86 TOYOTA CELICA	
1999-97 MERCEDES S320		<b>990-0539</b>	<b>w/o RESERVOIR</b>
<b>990-0510</b>	<b>w/o RESERVOIR</b>	2006-02 HYUNDAI ELANTRA	
1992-89 DAIHATSU CHARADE		<b>990-0540</b>	<b>w/o RESERVOIR</b>
<b>990-0511</b>	<b>w/o RESERVOIR</b>	2008-03 HYUNDAI TIBURON	
2008-99 PORSCHE 911		<b>990-0541</b>	<b>w/o RESERVOIR</b>
2008-97 PORSCHE BOXSTER		2003-01 LEXUS ES300	
2008-06 PORSCHE CAYMAN		2006-04 LEXUS ES330	
<b>990-0513</b>	<b>w/o RESERVOIR</b>	2006-02 TOYOTA CAMRY	
2002-98 LEXUS TRUCKS LX470		<b>990-0542</b>	<b>w/o RESERVOIR</b>
2002-98 TOYOTA TRUCKS LAND CRUISER		1999-96 MERCEDES E300D	
<b>990-0515</b>	<b>w/o RESERVOIR</b>	<b>990-0543</b>	<b>w/o RESERVOIR</b>
2002-99 SUZUKI TRUCKS VITARA		2003-02 SUBARU IMPREZA	
<b>990-0518</b>	<b>w/o RESERVOIR</b>	<b>990-0544</b>	<b>w/o RESERVOIR</b>
2006-01 LEXUS LS430		2004-03 CADILLAC CTS	
<b>990-0520</b>	<b>w/o RESERVOIR</b>	<b>990-0545</b>	<b>w/o RESERVOIR</b>
2006-00 AUDI TT, TT QUATTRO		2006-04 TOYOTA TRUCKS SIENNA	
<b>990-0521</b>	<b>w/o RESERVOIR</b>	<b>990-0547</b>	<b>w/o RESERVOIR</b>
2006-02 ACURA RSX		2013-03 ACURA TRUCKS MDX	
2008-06 ACURA TSX			

## Power Steering Pumps - Numerical Listing

Part No.	Product Type	Part No.	Product Type
<b>990-0547 (Cont'd)</b>	<b>w/o RESERVOIR</b>	<b>990-0645 (Cont'd)</b>	<b>w/o RESERVOIR</b>
2010-05 HONDA TRUCKS ODYSSEY		2005-03 HONDA TRUCKS ELEMENT	
2008-05 HONDA TRUCKS PILOT		<b>990-0646</b>	<b>w/o RESERVOIR</b>
<b>990-0548</b>	<b>w/o RESERVOIR</b>	2006-03 HYUNDAI TRUCKS SANTA FE	
2011-06 HONDA CIVIC, CIVIC WAGON		2005-02 KIA TRUCKS SEDONA	
<b>990-0550</b>	<b>w/o RESERVOIR</b>	<b>990-0647</b>	<b>w/o RESERVOIR</b>
2007-06 JEEP COMMANDER		2002-99 DAEWOO NUBIRA	
2010-05 JEEP GRAND CHEROKEE		<b>990-0648</b>	<b>w/o RESERVOIR</b>
<b>990-0551</b>	<b>w/o RESERVOIR</b>	1988-85 TOYOTA TRUCKS PICKUP	
2010-06 JEEP COMMANDER		<b>990-0649</b>	<b>w/o RESERVOIR</b>
2010-05 JEEP GRAND CHEROKEE		2002-99 DAEWOO LEGANZA	
<b>990-0552</b>	<b>w/o RESERVOIR</b>	<b>990-0650</b>	<b>w/o RESERVOIR</b>
1999-97 ACURA CL		2007-02 SUZUKI AERIO	
<b>990-0615</b>	<b>w/o RESERVOIR</b>	<b>990-0651</b>	<b>w/o RESERVOIR</b>
2004-99 LAND ROVER DISCOVERY		1997-96 MAZDA TRUCKS MPV	
<b>990-0630</b>	<b>w/o RESERVOIR</b>	<b>990-0652</b>	<b>w/o RESERVOIR</b>
2006-00 VOLKSWAGEN GOLF, GTI		2005-01 ACURA EL (CANADA)	
2004-01 VOLKSWAGEN JETTA		2005-01 HONDA CIVIC, CIVIC WAGON	
<b>990-0631</b>	<b>w/o RESERVOIR</b>	<b>990-0653</b>	<b>w/o RESERVOIR</b>
2003-02 NISSAN/DATSUN ALTIMA		1991-89 HONDA PRELUDE	
2003-02 NISSAN/DATSUN SENTRA		<b>990-0654</b>	<b>w/o RESERVOIR</b>
<b>990-0632</b>	<b>w/o RESERVOIR</b>	2006-00 MERCEDES S430	
1998-97 INFINITI Q45		2006-00 MERCEDES S500	
<b>990-0633</b>	<b>w/o RESERVOIR</b>	2002-01 MERCEDES S55 AMG	
1999 INFINITI G20		<b>990-0655</b>	<b>w/o RESERVOIR</b>
<b>990-0634</b>	<b>w/ RESERVOIR</b>	2001-98 SUZUKI ESTEEM	
1985-84 MERCEDES 190D		<b>990-0656</b>	<b>w/o RESERVOIR</b>
<b>990-0635</b>	<b>w/o RESERVOIR</b>	2005-03 HONDA ACCORD	
1996 MERCEDES C220		<b>990-0658</b>	<b>w/o RESERVOIR</b>
2000-97 MERCEDES C230		2006-02 MAZDA TRUCKS MPV	
<b>990-0636</b>	<b>w/o RESERVOIR</b>	<b>990-0659</b>	<b>w/o RESERVOIR</b>
1997-96 INFINITI I30		2005-01 MERCEDES C240	
<b>990-0637</b>	<b>w/o RESERVOIR</b>	2005-02 MERCEDES C320	
1997 MAZDA 626		2006-05 MERCEDES C55	
1997 MAZDA MX-6		2005-03 MERCEDES CLK320	
<b>990-0638</b>	<b>w/o RESERVOIR</b>	2006-03 MERCEDES CLK500	
2003-01 INFINITI TRUCKS QX4		2006-03 MERCEDES CLK55	
2004-01 NISSAN/DATSUN TRUCKS PATHFINDER		2011-05 MERCEDES SLK55	
<b>990-0639</b>	<b>w/o RESERVOIR</b>	<b>990-0660</b>	<b>w/o RESERVOIR</b>
2008-03 PONTIAC VIBE		2012-06 MITSUBISHI ECLIPSE, ECLIPSE SPYDER	
2008-03 TOYOTA COROLLA		2011-04 MITSUBISHI GALANT, SIGMA	
2008-03 TOYOTA MATRIX		<b>990-0662</b>	<b>w/o RESERVOIR</b>
<b>990-0640</b>	<b>w/o RESERVOIR</b>	2006-04 NISSAN/DATSUN ALTIMA	
2003-01 LEXUS ES300		2006-04 NISSAN/DATSUN SENTRA	
2006-04 LEXUS ES330		<b>990-0663</b>	<b>w/o RESERVOIR</b>
2006-02 TOYOTA CAMRY		2009-04 NISSAN/DATSUN TRUCKS QUEST	
<b>990-0642</b>	<b>w/o RESERVOIR</b>	2006-02 NISSAN/DATSUN ALTIMA	
2007-03 HONDA ACCORD		2008-03 NISSAN/DATSUN MAXIMA, 810	
<b>990-0643</b>	<b>w/o RESERVOIR</b>	<b>990-0664</b>	<b>w/o RESERVOIR</b>
2006-01 HYUNDAI TRUCKS SANTA FE		2007-03 SUBARU TRUCKS FORESTER	
<b>990-0644</b>	<b>w/o RESERVOIR</b>	<b>990-0665</b>	<b>w/o RESERVOIR</b>
2006-03 NISSAN/DATSUN SENTRA		2002 SUBARU TRUCKS FORESTER	
<b>990-0645</b>	<b>w/o RESERVOIR</b>	<b>990-0666</b>	<b>w/o RESERVOIR</b>
2004-03 HONDA TRUCKS CR - V		2007-01 TOYOTA TRUCKS HIGHLANDER	

## Power Steering Pumps - Numerical Listing

Part No.	Product Type	Part No.	Product Type
<b>990-0667</b>	w/o RESERVOIR	<b>990-0695 (Cont'd)</b>	w/o RESERVOIR
2007-03 LEXUS TRUCKS LX470		2006-03 MERCEDES E500	
2007-03 TOYOTA TRUCKS LAND CRUISER		2006-04 MERCEDES E55	
2006-04 TOYOTA TRUCKS TUNDRA		2001 MERCEDES S600	
<b>990-0668</b>	w/o RESERVOIR	<b>990-0697</b>	w/o RESERVOIR
2009-03 TOYOTA TRUCKS 4RUNNER		1996-90 NISSAN/DATSUN 300ZX	
2009-07 TOYOTA TRUCKS FJ CRUISER		<b>990-0700</b>	w/o RESERVOIR
2010-07 TOYOTA TRUCKS SIENNA		1989-87 NISSAN/DATSUN 300ZX	
2006-05 TOYOTA TRUCKS TUNDRA		<b>990-0704</b>	w/o RESERVOIR
<b>990-0669</b>	w/o RESERVOIR	2014-07 MAZDA TRUCKS CX-9	
2009-03 LEXUS TRUCKS GX470		<b>990-0706</b>	w/o RESERVOIR
2009-03 TOYOTA TRUCKS 4RUNNER		2008-06 MAZDA TRUCKS 5	
<b>990-0670</b>	w/o RESERVOIR	2008-07 MAZDA 3	
2005-03 LINCOLN TRUCKS AVIATOR		2007-06 MAZDA 5	
<b>990-0671</b>	w/o RESERVOIR	<b>990-0708</b>	w/o RESERVOIR
2005-04 ACURA TSX		2008-07 ACURA TL	
<b>990-0672</b>	w/o RESERVOIR	<b>990-0710</b>	w/o RESERVOIR
2009-04 CADILLAC TRUCKS SRX		2012-07 ACURA TRUCKS RDX	
<b>990-0673</b>	w/o RESERVOIR	<b>990-0712</b>	w/o RESERVOIR
2008-03 MAZDA 6		2011-06 HONDA TRUCKS RIDGELINE	
<b>990-0674</b>	w/o RESERVOIR	<b>990-0713</b>	w/o RESERVOIR
2008-03 MAZDA 6		2008-05 ACURA RL	
<b>990-0675</b>	w/o RESERVOIR	<b>990-0716</b>	w/o RESERVOIR
2011-04 MITSUBISHI TRUCKS ENDEAVOR		1997-96 ACURA TRUCKS SLX	
2012-06 MITSUBISHI ECLIPSE, ECLIPSE SPYDER		1997-96 ISUZU TRUCKS TROOPER, TROOPER II	
2009-04 MITSUBISHI GALANT, SIGMA		<b>990-0718</b>	w/o RESERVOIR
<b>990-0676</b>	w/o RESERVOIR	2008-04 ACURA TL	
2003 MITSUBISHI TRUCKS OUTLANDER		<b>990-0720</b>	w/o RESERVOIR
<b>990-0677</b>	w/o RESERVOIR	2001-98 ACURA INTEGRA	
2006-03 KIA TRUCKS SORENTO		<b>990-0723</b>	w/o RESERVOIR
<b>990-0678</b>	w/o RESERVOIR	1998 HONDA TRUCKS ODYSSEY	
2006-03 KIA TRUCKS SORENTO		<b>990-0724</b>	w/o RESERVOIR
<b>990-0689</b>	w/o RESERVOIR	2011-09 HONDA TRUCKS PILOT	
1998-97 MAZDA TRUCKS MPV		2012-10 HONDA ACCORD CROSSTOUR	
<b>990-0690</b>	w/o RESERVOIR	2012-08 HONDA ACCORD	
2004-03 ISUZU TRUCKS AXIOM		2012 HONDA CROSSTOUR	
2003 ISUZU TRUCKS RODEO SPORT		<b>990-0725</b>	w/o RESERVOIR
2004-03 ISUZU TRUCKS RODEO		2012-08 HONDA ACCORD	
<b>990-0691</b>	w/o RESERVOIR	<b>990-0728</b>	w/o RESERVOIR
1988-85 NISSAN/DATSUN STANZA		2010-05 NISSAN/DATSUN TRUCKS FRONTIER	
<b>990-0692</b>	w/o RESERVOIR	<b>990-0730</b>	w/o RESERVOIR
2007-05 DODGE TRUCKS DAKOTA		2009-07 NISSAN/DATSUN 350Z	
2007-06 MITSUBISHI TRUCKS RAIDER		<b>990-0731</b>	w/o RESERVOIR
<b>990-0693</b>	w/o RESERVOIR	2007 INFINITI G35	
2010-05 CHRYSLER 300		<b>990-0732</b>	w/o RESERVOIR
2010-06 DODGE CHALLENGER, CHARGER, CORONET		2008-07 INFINITI G35	
2008-05 DODGE MAGNUM		2013-08 INFINITI G37	
<b>990-0694</b>	w/o RESERVOIR	2014 INFINITI Q60	
2010-05 CHRYSLER 300		<b>990-0733</b>	w/o RESERVOIR
2010-06 DODGE CHALLENGER, CHARGER, CORONET		2012-11 INFINITI G25	
2008-05 DODGE MAGNUM		2007-06 INFINITI M35	
<b>990-0695</b>	w/o RESERVOIR	<b>990-0734</b>	w/o RESERVOIR
2001-00 MERCEDES CL500		2010-06 INFINITI M45	
2005-03 MERCEDES E320			

## Power Steering Pumps - Numerical Listing

Part No.	Product Type	Part No.	Product Type
<b>990-0735</b>	<b>w/o RESERVOIR</b>	<b>990-0754</b>	<b>w/o RESERVOIR</b>
2012-08	INFINITI TRUCKS EX35	2015-09	NISSAN/DATSUN 370Z
2013	INFINITI TRUCKS EX37	<b>990-0757</b>	<b>w/o RESERVOIR</b>
2012-09	INFINITI TRUCKS FX35	2009-08	SUBARU LEGACY
2013	INFINITI TRUCKS FX37	2009-05	SUBARU OUTBACK
2015-14	INFINITI TRUCKS QX50	<b>990-0759</b>	<b>w/o RESERVOIR</b>
2015-14	INFINITI TRUCKS QX70	2006-04	SUBARU TRUCKS BAJA
2008-07	INFINITI G35	<b>990-0760</b>	<b>w/o RESERVOIR</b>
2013-08	INFINITI G37	2010-08	SUBARU TRUCKS TRIBECA
2010-09	INFINITI M35	<b>990-0761</b>	<b>w/o RESERVOIR</b>
2013-11	INFINITI M37	2008-06	SUBARU TRUCKS FORESTER
2015-14	INFINITI Q50	2007-06	SUBARU IMPREZA
2014	INFINITI Q60	<b>990-0762</b>	<b>w/o RESERVOIR</b>
2015-14	INFINITI Q70	2015-08	SUBARU IMPREZA
<b>990-0736</b>	<b>w/o RESERVOIR</b>	<b>990-0763</b>	<b>w/o RESERVOIR</b>
2008	INFINITI M35	2010-09	SUBARU TRUCKS FORESTER
<b>990-0737</b>	<b>w/o RESERVOIR</b>	2012-08	SUBARU IMPREZA
2010-08	INFINITI M45	<b>990-0764</b>	<b>w/o RESERVOIR</b>
<b>990-0739</b>	<b>w/o RESERVOIR</b>	2009	SUBARU TRUCKS FORESTER
1989-87	NISSAN/DATSUN PULSAR, NX	2010-08	SUBARU IMPREZA
1989-87	NISSAN/DATSUN STANZA	<b>990-0766</b>	<b>w/o RESERVOIR</b>
<b>990-0740</b>	<b>w/o RESERVOIR</b>	2013-10	SUBARU TRUCKS FORESTER
2007-03	INFINITI G35	2014-11	SUBARU IMPREZA
2007-03	NISSAN/DATSUN 350Z	2009-05	SUBARU LEGACY
<b>990-0741</b>	<b>w/o RESERVOIR</b>	2009-05	SUBARU OUTBACK
2011-04	INFINITI TRUCKS QX56	<b>990-0767</b>	<b>w/o RESERVOIR</b>
2009-04	NISSAN/DATSUN TRUCKS ARMADA	2002	SUBARU IMPREZA
2010-08	NISSAN/DATSUN TRUCKS PATHFINDER	<b>990-0768</b>	<b>w/o RESERVOIR</b>
2010-04	NISSAN/DATSUN TRUCKS TITAN	1989-86	SUBARU 3 DOOR
<b>990-0742</b>	<b>w/o RESERVOIR</b>	1989-85	SUBARU 4 DOOR, STATION WAGON
2007-03	NISSAN/DATSUN TRUCKS MURANO	1990	SUBARU LOYALE
<b>990-0743</b>	<b>w/o RESERVOIR</b>	<b>990-0769</b>	<b>w/o RESERVOIR</b>
1988-87	NISSAN/DATSUN SENTRA	2006-05	SAAB 9-2X
<b>990-0744</b>	<b>w/o RESERVOIR</b>	2007-04	SUBARU IMPREZA
2001-98	INFINITI Q45	<b>990-0770</b>	<b>w/o RESERVOIR</b>
<b>990-0745</b>	<b>w/o RESERVOIR</b>	2004-01	SUBARU OUTBACK
2008-03	INFINITI TRUCKS FX35	<b>990-0771</b>	<b>w/o RESERVOIR</b>
<b>990-0746</b>	<b>w/o RESERVOIR</b>	2005-03	SUBARU IMPREZA
2004-03	INFINITI M45	<b>990-0772</b>	<b>w/o RESERVOIR</b>
<b>990-0747</b>	<b>w/o RESERVOIR</b>	2007-06	SUBARU TRUCKS B9 TRIBECA
2008-03	INFINITI TRUCKS FX45	<b>990-0773</b>	<b>w/o RESERVOIR</b>
<b>990-0748</b>	<b>w/o RESERVOIR</b>	2011-08	DODGE TRUCKS DAKOTA
2006-02	INFINITI Q45	2009-08	MITSUBISHI TRUCKS RAIDER
<b>990-0749</b>	<b>w/o RESERVOIR</b>	<b>990-0775</b>	<b>w/o RESERVOIR</b>
2015-05	NISSAN/DATSUN TRUCKS FRONTIER	2011-07	KIA TRUCKS RONDO
2012-05	NISSAN/DATSUN TRUCKS PATHFINDER	2010	KIA MAGENTIS (CANADA)
2015-05	NISSAN/DATSUN TRUCKS XTERRA	2010-06	KIA OPTIMA
<b>990-0750</b>	<b>w/o RESERVOIR</b>	<b>990-0776</b>	<b>w/o RESERVOIR</b>
2012-07	NISSAN/DATSUN ALTIMA	2008	KIA TRUCKS RONDO
<b>990-0751</b>	<b>w/o RESERVOIR</b>	2009-07	KIA OPTIMA
2014-09	NISSAN/DATSUN TRUCKS MURANO	<b>990-0777</b>	<b>w/o RESERVOIR</b>
2012-07	NISSAN/DATSUN ALTIMA	2009-07	KIA AMANTI
2014-09	NISSAN/DATSUN MAXIMA, 810	<b>990-0778</b>	<b>w/o RESERVOIR</b>
<b>990-0753</b>	<b>w/o RESERVOIR</b>	1999	HYUNDAI SONATA
2013-09	NISSAN/DATSUN GT-R		

## Power Steering Pumps - Numerical Listing

Part No.	Product Type	Part No.	Product Type
<b>990-0779</b>	w/o RESERVOIR	<b>990-0802</b>	w/o RESERVOIR
2006 KIA OPTIMA		2006 SAAB 9-2X	
<b>990-0780</b>	w/o RESERVOIR	<b>990-0805</b>	w/o RESERVOIR
2012-08 HYUNDAI TRUCKS VERACRUZ		2009-07 SUZUKI SX4	
<b>990-0781</b>	w/o RESERVOIR	<b>990-0806</b>	w/o RESERVOIR
2011-09 KIA TRUCKS BORREGO		2006-04 CHEVROLET EPICA (CANADA)	
<b>990-0782</b>	w/o RESERVOIR	2006-04 SUZUKI VERONA	
2011-09 KIA TRUCKS BORREGO		<b>990-0807</b>	w/o RESERVOIR
<b>990-0783</b>	w/o RESERVOIR	1998-97 SUZUKI TRUCKS SIDEKICK	
2013-09 HYUNDAI GENESIS, GENESIS COUPE		1998-97 SUZUKI TRUCKS X90	
<b>990-0784</b>	w/o RESERVOIR	<b>990-0808</b>	w/o RESERVOIR
2011-09 HYUNDAI GENESIS, GENESIS COUPE		2009-06 SUZUKI TRUCKS GRAND VITARA	
<b>990-0786</b>	w/o RESERVOIR	<b>990-0811</b>	w/o RESERVOIR
2009-07 HYUNDAI TRUCKS ENTOURAGE		2009 SUZUKI TRUCKS EQUATOR	
2010-06 KIA TRUCKS SEDONA		<b>990-0812</b>	w/o RESERVOIR
<b>990-0787</b>	w/o RESERVOIR	2009 SUZUKI TRUCKS EQUATOR	
2002 KIA TRUCKS SPORTAGE		<b>990-0813</b>	w/o RESERVOIR
<b>990-0788</b>	w/o RESERVOIR	2008-03 JAGUAR S-TYPE	
2009-05 HYUNDAI TRUCKS TUCSON		<b>990-0814</b>	w/o RESERVOIR
2007 KIA TRUCKS RONDO		2009-05 JAGUAR SUPER V8	
2010-05 KIA TRUCKS SPORTAGE		2009-04 JAGUAR VANDEN PLAS	
2009-05 KIA SPECTRA		2010-09 JAGUAR XF	
2009-05 KIA SPECTRA5		2009-04 JAGUAR XJ8	
<b>990-0789</b>	w/o RESERVOIR	2009-04 JAGUAR XJR	
2009-05 HYUNDAI TRUCKS TUCSON		2009-07 JAGUAR XK	
2010-05 KIA TRUCKS SPORTAGE		2006-03 JAGUAR XK8	
<b>990-0790</b>	w/o RESERVOIR	2009-03 JAGUAR XKR	
2011-06 HYUNDAI AZERA		<b>990-0815</b>	w/o RESERVOIR
2006 HYUNDAI SONATA		2002 JAGUAR S-TYPE	
<b>990-0791</b>	w/o RESERVOIR	<b>990-0816</b>	w/o RESERVOIR
2007 HYUNDAI TRUCKS VERACRUZ		2007 JAGUAR X-TYPE	
2010-07 HYUNDAI SONATA		<b>990-0819</b>	w/o RESERVOIR
<b>990-0792</b>	w/o RESERVOIR	2008-02 JAGUAR X-TYPE	
2009-06 HYUNDAI ACCENT		<b>990-0820</b>	w/o RESERVOIR
2010-06 KIA RIO, RIO5		2008-01 JAGUAR S-TYPE	
<b>990-0793</b>	w/o RESERVOIR	<b>990-0822</b>	w/o RESERVOIR
2006-04 KIA AMANTI		2006-03 MITSUBISHI LANCER	
<b>990-0794</b>	w/o RESERVOIR	<b>990-0823</b>	w/o RESERVOIR
2010-06 HYUNDAI SONATA		2006-04 MITSUBISHI LANCER	
<b>990-0795</b>	w/o RESERVOIR	<b>990-0824</b>	w/o RESERVOIR
2009-07 HYUNDAI TRUCKS SANTA FE		2011-08 MITSUBISHI TRUCKS OUTLANDER	
<b>990-0796</b>	w/o RESERVOIR	2010-08 MITSUBISHI LANCER	
2009-07 KIA TRUCKS SORENTO		<b>990-0825</b>	w/o RESERVOIR
<b>990-0797</b>	w/o RESERVOIR	2011-08 MITSUBISHI LANCER	
2011-03 SAAB 9-3		<b>990-0826</b>	w/o RESERVOIR
2010 SAAB 9-3X		2000-99 MITSUBISHI TRUCKS MONTERO	
<b>990-0798</b>	w/o RESERVOIR	<b>990-0827</b>	w/o RESERVOIR
2009-07 SAAB 9-3		2006-01 MITSUBISHI TRUCKS MONTERO	
<b>990-0799</b>	w/o RESERVOIR	<b>990-0828</b>	w/o RESERVOIR
2002 ISUZU TRUCKS TROOPER, TROOPER II		2006-04 MITSUBISHI TRUCKS OUTLANDER	
<b>990-0801</b>	w/o RESERVOIR	<b>990-0829</b>	w/o RESERVOIR
2005 SAAB 9-2X		2007 MITSUBISHI TRUCKS OUTLANDER	



## Power Steering Pumps - Numerical Listing

Part No.	Product Type	Part No.	Product Type
<b>990-0830</b>	<b>w/o RESERVOIR</b>	<b>990-0871</b>	<b>w/o RESERVOIR</b>
2011-08	MITSUBISHI TRUCKS OUTLANDER	2006-03	JEEP TJ (CANADA)
<b>990-0832</b>	<b>w/o RESERVOIR</b>	2006-03	JEEP WRANGLER
2009	KIA TRUCKS RONDO	<b>990-0872</b>	<b>w/o RESERVOIR</b>
<b>990-0833</b>	<b>w/o RESERVOIR</b>	2002-99	DAEWOO LANOS
1999-98	ISUZU TRUCKS OASIS	<b>990-0873</b>	<b>w/o RESERVOIR</b>
<b>990-0851</b>	<b>w/o RESERVOIR</b>	2002-99	DAEWOO LEGANZA
2006-03	DODGE TRUCKS SPRINTER 2500, 3500	<b>990-0874</b>	<b>w/o RESERVOIR</b>
2006-02	FREIGHTLINER TRUCKS SPRINTER 2500, 3500	2002	DAEWOO LEGANZA
2006-02	MERCEDES TRUCKS SPRINTER 2500, 3500	<b>990-0875</b>	<b>w/o RESERVOIR</b>
<b>990-0852</b>	<b>w/o RESERVOIR</b>	2007-06	BMW 525i
2008-07	DODGE TRUCKS SPRINTER 2500, 3500	2010-09	BMW 528i xDrive
2008-07	FREIGHTLINER TRUCKS SPRINTER 2500, 3500	2010-08	BMW 528i
2008-07	MERCEDES TRUCKS SPRINTER 2500, 3500	2007-06	BMW 530i
<b>990-0854</b>	<b>w/o RESERVOIR</b>	<b>990-0876</b>	<b>w/o RESERVOIR</b>
2007	CHRYSLER TRUCKS PACIFICA	2006	BMW 325i
<b>990-0855</b>	<b>w/o RESERVOIR</b>	2008-07	BMW 328i
2010-08	CHRYSLER TRUCKS TOWN & COUNTRY VAN	2006	BMW 330i
2010-07	CHRYSLER SEBRING	<b>990-0877</b>	<b>w/o RESERVOIR</b>
2010-08	DODGE TRUCKS CARAVAN, GRAND CARAVAN, MINI RAM, ROYAL MINI RAM	2007-06	BMW 525i
2010-08	DODGE AVENGER	2007-06	BMW 525xi
2010-09	VOLKSWAGEN TRUCKS ROUTAN	2010-09	BMW 528i xDrive
<b>990-0857</b>	<b>w/o RESERVOIR</b>	2010-08	BMW 528i
2015-08	DODGE VIPER	2007-06	BMW 530i
<b>990-0858</b>	<b>w/o RESERVOIR</b>	2007-06	BMW 530xi
2012-07	DODGE CALIBER	<b>990-0878</b>	<b>w/o RESERVOIR</b>
2015-07	JEEP COMPASS	2015-13	BMW TRUCKS X1
2015-07	JEEP PATRIOT	2013-08	BMW 135i
<b>990-0859</b>	<b>w/o RESERVOIR</b>	2013	BMW 135is
2014-11	CHRYSLER 200	2013-09	BMW 335i xDrive
2010-07	CHRYSLER SEBRING	2013-07	BMW 335i
2015-09	DODGE TRUCKS JOURNEY	2013-11	BMW 335is
2014-08	DODGE AVENGER	2008-07	BMW 335xi
<b>990-0860</b>	<b>w/o RESERVOIR</b>	<b>990-0879</b>	<b>w/o RESERVOIR</b>
2010-05	CHRYSLER 300	2013-08	BMW 135i
2010-06	DODGE CHALLENGER, CHARGER, CORONET	2013	BMW 135is
2008-06	DODGE MAGNUM	2013-09	BMW 335i xDrive
<b>990-0862</b>	<b>w/o RESERVOIR</b>	2013-07	BMW 335i
2006-05	CHRYSLER CROSSFIRE	2013-11	BMW 335is
<b>990-0864</b>	<b>w/o RESERVOIR</b>	<b>990-0880</b>	<b>w/o RESERVOIR</b>
2008-05	CHRYSLER TRUCKS PACIFICA	2005-04	BMW 745i
<b>990-0865</b>	<b>w/o RESERVOIR</b>	2005-04	BMW 745Li
2002-01	CHRYSLER PROWLER	2008-06	BMW 750i
2001-99	PLYMOUTH PROWLER	2008-06	BMW 750Li
<b>990-0866</b>	<b>w/o RESERVOIR</b>	<b>990-0881</b>	<b>w/o RESERVOIR</b>
2011-07	JEEP WRANGLER	2006-04	BMW 760i
<b>990-0867</b>	<b>w/o RESERVOIR</b>	2008-03	BMW 760Li
2011-07	DODGE TRUCKS NITRO	2008-07	BMW Alpina B7, B7L
2012-07	JEEP LIBERTY	<b>990-0882</b>	<b>w/o RESERVOIR</b>
<b>990-0868</b>	<b>w/o RESERVOIR</b>	2005-02	LAND ROVER FREELANDER
2010-08	JEEP COMMANDER	<b>990-0883</b>	<b>w/o RESERVOIR</b>
2010	JEEP GRAND CHEROKEE	2005	BMW 525i
<b>990-0870</b>	<b>w/o RESERVOIR</b>	2005	BMW 530i
2006-05	JEEP LIBERTY	2005	BMW 545i
		2005	BMW 645Ci

## Power Steering Pumps - Numerical Listing

Part No.	Product Type	Part No.	Product Type
<b>990-0884</b>	w/o RESERVOIR	<b>990-0906</b>	w/o RESERVOIR
2005-04 BMW 525i		2000-98 LEXUS SC400	
2005-04 BMW 530i		<b>990-0907</b>	w/o RESERVOIR
2005 BMW 545i		2010-06 BMW M5	
2005 BMW 645Ci		2010-06 BMW M6	
<b>990-0885</b>	w/o RESERVOIR	<b>990-0908</b>	w/o RESERVOIR
2005-04 BMW 525i		2007-05 LAND ROVER LR3	
2005-04 BMW 530i		<b>990-0909</b>	w/o RESERVOIR
2005 BMW 545i		1998 LAND ROVER RANGE ROVER	
2005 BMW 645Ci		<b>990-0910</b>	w/o RESERVOIR
<b>990-0888</b>	w/o RESERVOIR	1998 LAND ROVER RANGE ROVER	
2013-08 BMW 128i		<b>990-0911</b>	w/o RESERVOIR
2006 BMW 325i		2011-08 BMW M3	
2006 BMW 325Xi		<b>990-0912</b>	w/o RESERVOIR
2013-09 BMW 328i xDrive		2008 BMW TRUCKS X3	
2013-07 BMW 328i		<b>990-0913</b>	w/o RESERVOIR
2008-07 BMW 328xi		2010-07 BMW TRUCKS X3	
2006 BMW 330i		<b>990-0914</b>	w/o RESERVOIR
2006 BMW 330Xi		2006 BMW 525i	
<b>990-0891</b>	w/o RESERVOIR	2010-08 BMW 528i	
2004 BMW 545i		2006 BMW 530i	
2010-06 BMW 550i		<b>990-0916</b>	w/o RESERVOIR
2004 BMW 645Ci		2006 BMW 525i	
2010-06 BMW 650i (Includes Gran Coupe)		2010-08 BMW 528i	
<b>990-0892</b>	w/o RESERVOIR	2006 BMW 530i	
2004 BMW 545i		<b>990-0917</b>	w/o RESERVOIR
2010-06 BMW 550i		2010-09 BMW 535i	
2004 BMW 645Ci		2008 BMW 535Xi	
2010-06 BMW 650i (Includes Gran Coupe)		<b>990-0918</b>	w/o RESERVOIR
<b>990-0895</b>	w/o RESERVOIR	2010-08 BMW 535i	
2006 LAND ROVER RANGE ROVER		<b>990-0919</b>	w/o RESERVOIR
<b>990-0896</b>	w/o RESERVOIR	2010-08 BMW 535i	
2007 LAND ROVER RANGE ROVER SPORT		<b>990-0920</b>	w/o RESERVOIR
2009-06 LAND ROVER RANGE ROVER		2010-08 BMW 535i	
<b>990-0897</b>	w/o RESERVOIR	<b>990-0921</b>	w/o RESERVOIR
2008-06 BMW Z4		2010-08 BMW 535i	
<b>990-0898</b>	w/o RESERVOIR	<b>990-0922</b>	w/o RESERVOIR
2003 BMW TRUCKS X5		2008 BMW 528Xi	
<b>990-0899</b>	w/o RESERVOIR	<b>990-0923</b>	w/o RESERVOIR
1999-98 BMW 318i		2009-08 BMW TRUCKS X5	
1999-97 BMW 318Ti		<b>990-0924</b>	w/o RESERVOIR
<b>990-0900</b>	w/o RESERVOIR	2009-08 BMW TRUCKS X5	
2004 BMW 545i		<b>990-0925</b>	w/o RESERVOIR
2010-06 BMW 550i		2009-08 BMW TRUCKS X5	
2004 BMW 645Ci		<b>990-0926</b>	w/o RESERVOIR
2010-08 BMW 650i (Includes Gran Coupe)		2009-08 BMW TRUCKS X5	
<b>990-0903</b>	w/o RESERVOIR	<b>990-0927</b>	w/o RESERVOIR
2003-00 BMW M5		2009-08 BMW TRUCKS X5	
<b>990-0904</b>	w/o RESERVOIR	<b>990-0928</b>	w/o RESERVOIR
2003-00 BMW Z8		2009-08 BMW TRUCKS X5	
<b>990-0905</b>	w/o RESERVOIR	<b>990-0929</b>	w/o RESERVOIR
2004 BMW 545i		2013-08 BMW 128i	
2010-06 BMW 550i		2013-09 BMW 328i xDrive	
2004 BMW 645Ci			
2010-06 BMW 650i (Includes Gran Coupe)			

## Power Steering Pumps - Numerical Listing

Part No.	Product Type	Part No.	Product Type
<b>990-0929 (Cont'd)</b>	<b>w/o RESERVOIR</b>	<b>990-0950 (Cont'd)</b>	<b>w/o RESERVOIR</b>
2013-09 BMW 328i		2012-05 TOYOTA AVALON	
<b>990-0930</b>	<b>w/o RESERVOIR</b>	2011-07 TOYOTA CAMRY	
2010-08 BMW TRUCKS X6		<b>990-0951</b>	<b>w/ RESERVOIR</b>
<b>990-0931</b>	<b>w/o RESERVOIR</b>	1989-84 MERCEDES 190D	
2009-08 BMW TRUCKS X6		<b>990-0952</b>	<b>w/ RESERVOIR</b>
<b>990-0932</b>	<b>w/o RESERVOIR</b>	1989-84 MERCEDES 190D	
2009-08 BMW TRUCKS X6		<b>990-0953</b>	<b>w/o RESERVOIR</b>
<b>990-0933</b>	<b>w/o RESERVOIR</b>	1993-92 MERCEDES 400E	
2012 BMW TRUCKS X5		1993 MERCEDES 500SL	
2012-08 BMW TRUCKS X6		1995-94 MERCEDES E420	
<b>990-0934</b>	<b>w/o RESERVOIR</b>	1995-94 MERCEDES SL500	
2015-14 BMW TRUCKS X5		<b>990-0954</b>	<b>w/o RESERVOIR</b>
2011-08 BMW TRUCKS X6		1993-92 MERCEDES 400E	
<b>990-0935</b>	<b>w/o RESERVOIR</b>	1995-94 MERCEDES E420	
2010-08 BMW TRUCKS X6		<b>990-0955</b>	<b>w/o RESERVOIR</b>
<b>990-0936</b>	<b>w/o RESERVOIR</b>	1993-92 MERCEDES 400E	
2015-08 LEXUS TRUCKS LX570		1993 MERCEDES 500SL	
2015-08 TOYOTA TRUCKS LAND CRUISER		1995-94 MERCEDES E420	
<b>990-0937</b>	<b>w/o RESERVOIR</b>	1995-94 MERCEDES SL500	
2006-01 BMW M3		<b>990-0956</b>	<b>w/o RESERVOIR</b>
2002 BMW Z3		1993-92 MERCEDES 400E	
<b>990-0938</b>	<b>w/o RESERVOIR</b>	1995-94 MERCEDES E420	
2009-03 LAND ROVER RANGE ROVER		<b>990-0957</b>	<b>w/o RESERVOIR</b>
<b>990-0939</b>	<b>w/o RESERVOIR</b>	1993-92 MERCEDES 400E	
2009-05 LAND ROVER LR3		1995-94 MERCEDES E420	
2009-06 LAND ROVER RANGE ROVER SPORT		<b>990-0958</b>	<b>w/o RESERVOIR</b>
<b>990-0940</b>	<b>w/o RESERVOIR</b>	1993-92 MERCEDES 400E	
2006-04 LEXUS TRUCKS RX330		1995-94 MERCEDES E420	
2006-02 TOYOTA CAMRY		<b>990-0959</b>	<b>w/o RESERVOIR</b>
2008-04 TOYOTA SOLARA		1992 MERCEDES 400SE	
<b>990-0941</b>	<b>w/o RESERVOIR</b>	1993 MERCEDES 400SEL	
2002-99 LAND ROVER RANGE ROVER		1993 MERCEDES 500SEC	
<b>990-0942</b>	<b>w/o RESERVOIR</b>	1993-92 MERCEDES 500SEL	
2007-01 BMW TRUCKS X5		1995-94 MERCEDES S420	
<b>990-0943</b>	<b>w/o RESERVOIR</b>	1995-94 MERCEDES S500	
2014-06 MAZDA MIATA, MX-5 MIATA		<b>990-0961</b>	<b>w/o RESERVOIR</b>
<b>990-0944</b>	<b>w/o RESERVOIR</b>	2007-06 MERCEDES C230	
2003-02 BMW 745i		2006 MERCEDES C280	
2003-02 BMW 745Li		2006 MERCEDES C350	
<b>990-0945</b>	<b>w/o RESERVOIR</b>	2006 MERCEDES CLK350	
2003-00 BMW TRUCKS X5		2007-06 MERCEDES SLK280	
<b>990-0946</b>	<b>w/o RESERVOIR</b>	2007-06 MERCEDES SLK350	
2007 MAZDA 6		<b>990-0962</b>	<b>w/o RESERVOIR</b>
<b>990-0947</b>	<b>w/o RESERVOIR</b>	2005-03 MERCEDES C230	
2009-07 LEXUS TRUCKS RX350		<b>990-0963</b>	<b>w/o RESERVOIR</b>
2015-05 TOYOTA TRUCKS TACOMA PICKUP		2002 MERCEDES C230	
<b>990-0948</b>	<b>w/o RESERVOIR</b>	<b>990-0964</b>	<b>w/o RESERVOIR</b>
2007-04 BMW TRUCKS X5		2002 MERCEDES C230	
<b>990-0949</b>	<b>w/o RESERVOIR</b>	<b>990-0966</b>	<b>w/o RESERVOIR</b>
2006-04 BMW TRUCKS X3		2007 MERCEDES C280	
<b>990-0950</b>	<b>w/o RESERVOIR</b>	2007 MERCEDES C350	
2012-07 LEXUS ES350		2007 MERCEDES CLK350	
		<b>990-0967</b>	<b>w/o RESERVOIR</b>
		2000-99 MERCEDES C280	

## Power Steering Pumps - Numerical Listing

Part No.	Product Type	Part No.	Product Type
<b>990-0967 (Cont'd)</b>	<b>w/o RESERVOIR</b>	<b>990-0981</b>	<b>w/o RESERVOIR</b>
2001-98 MERCEDES CLK320		2009-08 MERCEDES CLK350	
2003-99 MERCEDES CLK430		<b>990-0982</b>	<b>w/o RESERVOIR</b>
2002 MERCEDES CLK55		2009-07 MERCEDES CLK550	
2002-99 MERCEDES SL500		<b>990-0983</b>	<b>w/o RESERVOIR</b>
<b>990-0968</b>	<b>w/o RESERVOIR</b>	2009-08 MERCEDES CLK550	
2011-10 MERCEDES TRUCKS R350		<b>990-0984</b>	<b>w/o RESERVOIR</b>
2010-08 MERCEDES C300		2011-07 MERCEDES TRUCKS ML63	
2010-08 MERCEDES C350		2007 MERCEDES TRUCKS R63	
<b>990-0969</b>	<b>w/o RESERVOIR</b>	2011-08 MERCEDES C63	
2010-08 MERCEDES C300		2010-07 MERCEDES CLK63	
2010-08 MERCEDES C350		2011-07 MERCEDES CLS63	
<b>990-0970</b>	<b>w/o RESERVOIR</b>	2011-07 MERCEDES E63	
2010-08 MERCEDES C300		2014-11 MERCEDES SLS	
<b>990-0971</b>	<b>w/o RESERVOIR</b>	<b>990-0985</b>	<b>w/o RESERVOIR</b>
2010-08 MERCEDES C300		2006 MERCEDES CLS500	
<b>990-0972</b>	<b>w/o RESERVOIR</b>	2006 MERCEDES CLS55	
2004-02 MERCEDES C32		<b>990-0987</b>	<b>w/o RESERVOIR</b>
<b>990-0973</b>	<b>w/o RESERVOIR</b>	2009-07 MERCEDES E320	
2006-02 MERCEDES CL500		<b>990-0988</b>	<b>w/o RESERVOIR</b>
2006-05 MERCEDES CL55		2006-05 MERCEDES E320	
2002-01 MERCEDES CL600		<b>990-0989</b>	<b>w/o RESERVOIR</b>
2006 MERCEDES S350		2005-04 MAZDA 3	
2006-03 MERCEDES S430		<b>990-0990</b>	<b>w/o RESERVOIR</b>
2006-02 MERCEDES S500		2007-06 MERCEDES E350	
2006-03 MERCEDES S55 AMG		<b>990-0992</b>	<b>w/o RESERVOIR</b>
<b>990-0974</b>	<b>w/o RESERVOIR</b>	2009-07 MAZDA 3	
2003-02 MERCEDES CL500		<b>990-0993</b>	<b>w/o RESERVOIR</b>
2002 MERCEDES CL55		2006 MERCEDES S350	
2002-01 MERCEDES CL600		<b>990-0995</b>	<b>w/o RESERVOIR</b>
2002-00 MERCEDES S430		2002 MERCEDES S600	
2001-00 MERCEDES S500		<b>990-0996</b>	<b>w/o RESERVOIR</b>
2002-01 MERCEDES S55 AMG		2005-03 MERCEDES S600	
2002 MERCEDES S600		<b>990-0997</b>	<b>w/o RESERVOIR</b>
<b>990-0976</b>	<b>w/o RESERVOIR</b>	2006 MERCEDES SL500	
2008 MERCEDES CL550		2007-03 MERCEDES SL55	
2010-08 MERCEDES CL63		<b>990-0998</b>	<b>w/o RESERVOIR</b>
2011-10 MERCEDES S550		2007 MERCEDES SL600	
2010-08 MERCEDES S63		2009-07 MERCEDES SL65	
2008 MERCEDES SL55		<b>990-0999</b>	<b>w/o RESERVOIR</b>
<b>990-0977</b>	<b>w/o RESERVOIR</b>	2006-04 MERCEDES SL600	
2007 MERCEDES CL550		2006-05 MERCEDES SL65	
2007 MERCEDES CL600		<b>990-1000</b>	<b>w/o RESERVOIR</b>
2007 MERCEDES S550		2005-03 MERCEDES SL500	
<b>990-0978</b>	<b>w/o RESERVOIR</b>	<b>990-1001</b>	<b>w/o RESERVOIR</b>
2014-08 MERCEDES CL600		2009-02 AUDI A4 SERIES	
2014-08 MERCEDES CL65		2002 AUDI S4	
2013-07 MERCEDES S600		<b>990-1002</b>	<b>w/o RESERVOIR</b>
2013-07 MERCEDES S65		2005-04 VOLKSWAGEN PASSAT	
<b>990-0979</b>	<b>w/o RESERVOIR</b>	<b>990-1003</b>	<b>w/o RESERVOIR</b>
2006-03 MERCEDES CL600		2006-02 AUDI A4 SERIES	
2006-05 MERCEDES CL65		<b>990-1004</b>	<b>w/o RESERVOIR</b>
2006-03 MERCEDES S600		2005-04 VOLKSWAGEN PASSAT	
2006 MERCEDES S65			
<b>990-0980</b>	<b>w/o RESERVOIR</b>		
2009-08 MERCEDES CLK350			

## Power Steering Pumps - Numerical Listing

Part No.	Product Type	Part No.	Product Type
<b>990-1006</b>	<b>w/o RESERVOIR</b>	<b>990-1030</b>	<b>w/o RESERVOIR</b>
2005 VOLKSWAGEN PASSAT		2010-07 AUDI A8 SERIES	
<b>990-1007</b>	<b>w/o RESERVOIR</b>	<b>990-1031</b>	<b>w/o RESERVOIR</b>
2009-05 AUDI A4 SERIES		2005-04 AUDI ALLROAD QUATTRO	
<b>990-1008</b>	<b>w/o RESERVOIR</b>	2009-04 AUDI S4	
2006-04 VOLKSWAGEN PHAETON		<b>990-1032</b>	<b>w/o RESERVOIR</b>
<b>990-1009</b>	<b>w/o RESERVOIR</b>	2009-08 AUDI R8	
2009-08 AUDI A5 SERIES		<b>990-1033</b>	<b>w/o RESERVOIR</b>
<b>990-1010</b>	<b>w/o RESERVOIR</b>	2008-07 AUDI RS4	
2006-04 VOLKSWAGEN PHAETON		<b>990-1034</b>	<b>w/o RESERVOIR</b>
<b>990-1011</b>	<b>w/o RESERVOIR</b>	2001-00 AUDI S4	
2001-00 AUDI A6 SERIES		<b>990-1035</b>	<b>w/o RESERVOIR</b>
<b>990-1012</b>	<b>w/o RESERVOIR</b>	2011-07 AUDI S6	
1997-96 VOLKSWAGEN TRUCKS EUROVAN		<b>990-1036</b>	<b>w/o RESERVOIR</b>
<b>990-1013</b>	<b>w/o RESERVOIR</b>	2009-07 AUDI S8	
2004-00 AUDI A6 SERIES		<b>990-1037</b>	<b>w/o RESERVOIR</b>
2005-01 AUDI ALLROAD QUATTRO		2010-06 VOLKSWAGEN BEETLE	
2004-02 VOLKSWAGEN PASSAT		<b>990-1038</b>	<b>w/o RESERVOIR</b>
<b>990-1014</b>	<b>w/o RESERVOIR</b>	2005 VOLKSWAGEN GOLF, GTI	
2003-01 VOLKSWAGEN TRUCKS EUROVAN		2004 VOLKSWAGEN JETTA	
<b>990-1016</b>	<b>w/o RESERVOIR</b>	<b>990-1039</b>	<b>w/o RESERVOIR</b>
2007-04 VOLKSWAGEN TRUCKS TOUAREG		1999 VOLKSWAGEN GOLF, GTI	
<b>990-1017</b>	<b>w/o RESERVOIR</b>	<b>990-1041</b>	<b>w/o RESERVOIR</b>
2004-00 AUDI A6 SERIES		2012-07 MERCEDES SL550	
2003-97 AUDI A8 SERIES		2012-09 MERCEDES SL63	
2004-03 AUDI RS6		<b>990-1043</b>	<b>w/o RESERVOIR</b>
2003-02 AUDI S6		2009-08 MERCEDES SL600	
2003-01 AUDI S8		2011 MERCEDES SL65	
<b>990-1018</b>	<b>w/o RESERVOIR</b>	<b>990-1044</b>	<b>w/o RESERVOIR</b>
2007-06 VOLKSWAGEN TRUCKS TOUAREG		2004-02 MERCEDES SLK32	
<b>990-1019</b>	<b>w/o RESERVOIR</b>	<b>990-1046</b>	<b>w/o RESERVOIR</b>
2004-02 AUDI A6 SERIES		2008 MERCEDES SLK280	
<b>990-1020</b>	<b>w/o RESERVOIR</b>	2011-09 MERCEDES SLK300	
2009-08 VOLKSWAGEN TRUCKS TOUAREG		2011-08 MERCEDES SLK350	
<b>990-1021</b>	<b>w/o RESERVOIR</b>	<b>990-1047</b>	<b>w/o RESERVOIR</b>
2011-05 AUDI A6 SERIES		2005 MERCEDES SLK350	
<b>990-1022</b>	<b>w/o RESERVOIR</b>	<b>990-1048</b>	<b>w/o RESERVOIR</b>
2009-08 VOLKSWAGEN TRUCKS TOUAREG		2009-05 MERCEDES SLR MCLAREN	
<b>990-1023</b>	<b>w/o RESERVOIR</b>	<b>990-1049</b>	<b>w/o RESERVOIR</b>
2006-05 AUDI A6 SERIES		2008-04 MERCEDES TRUCKS G500	
<b>990-1024</b>	<b>w/o RESERVOIR</b>	2011-03 MERCEDES TRUCKS G55	
2008 VOLKSWAGEN TRUCKS TOUAREG		<b>990-1050</b>	<b>w/o RESERVOIR</b>
<b>990-1025</b>	<b>w/o RESERVOIR</b>	2003-02 MERCEDES TRUCKS G500	
2011-07 AUDI A6 SERIES		<b>990-1051</b>	<b>w/o RESERVOIR</b>
<b>990-1026</b>	<b>w/o RESERVOIR</b>	2008-07 MERCEDES TRUCKS GL320	
2007 AUDI TRUCKS Q7		2008-07 MERCEDES TRUCKS ML320	
<b>990-1027</b>	<b>w/o RESERVOIR</b>	2008-07 MERCEDES TRUCKS R320	
2009-05 AUDI A8 SERIES		<b>990-1052</b>	<b>w/o RESERVOIR</b>
<b>990-1028</b>	<b>w/o RESERVOIR</b>	2012-07 MERCEDES TRUCKS GL450	
2007 AUDI TRUCKS Q7		2012-08 MERCEDES TRUCKS GL550	
<b>990-1029</b>	<b>w/o RESERVOIR</b>	2011-06 MERCEDES TRUCKS ML350	
2006-04 AUDI A8 SERIES		2011-08 MERCEDES TRUCKS ML550	
		2011-07 MERCEDES TRUCKS R350	
		2010-09 MERCEDES CL550	

## Power Steering Pumps - Numerical Listing

Part No.	Product Type	Part No.	Product Type
<b>990-1052 (Cont'd)</b>	<b>w/o RESERVOIR</b>	<b>990-1076</b>	<b>w/o RESERVOIR</b>
2011-07 MERCEDES CLS550		2009-07 TOYOTA TRUCKS TUNDRA	
2009-08 MERCEDES E350		<b>990-1077</b>	<b>w/o RESERVOIR</b>
2009-08 MERCEDES E550		2014-07 TOYOTA TRUCKS TUNDRA	
2009-08 MERCEDES S550		<b>990-1078</b>	<b>w/o RESERVOIR</b>
<b>990-1053</b>	<b>w/o RESERVOIR</b>	2008-06 VOLVO C70	
2006 MERCEDES TRUCKS ML350		2009-06 VOLVO S40	
2007-06 MERCEDES TRUCKS ML500		2009-06 VOLVO V50	
2006 MERCEDES TRUCKS R350		<b>990-1080</b>	<b>w/o RESERVOIR</b>
2007-06 MERCEDES TRUCKS R500		2006 VOLVO C70	
2007 MERCEDES E350		2006-05 VOLVO S40	
2007 MERCEDES E550		2006-05 VOLVO V50	
<b>990-1054</b>	<b>w/o RESERVOIR</b>	<b>990-1081</b>	<b>w/o RESERVOIR</b>
2005-03 MERCEDES TRUCKS ML350		2007-06 VOLVO TRUCKS XC70	
2005-04 MERCEDES TRUCKS ML500		2009-05 VOLVO S60	
<b>990-1057</b>	<b>w/o RESERVOIR</b>	2007-05 VOLVO V70	
2011-01 PORSCHE 911		<b>990-1082</b>	<b>w/o RESERVOIR</b>
<b>990-1058</b>	<b>w/o RESERVOIR</b>	2006-05 VOLVO TRUCKS XC90	
2009-04 PORSCHE 911		2007-05 VOLVO S60	
<b>990-1059</b>	<b>w/o RESERVOIR</b>	2006 VOLVO S80	
2005-01 PORSCHE 911		2007-05 VOLVO V70	
<b>990-1060</b>	<b>w/o RESERVOIR</b>	<b>990-1086</b>	<b>w/o RESERVOIR</b>
1997-96 PORSCHE 911		2012-08 LAND ROVER LR2	
<b>990-1061</b>	<b>w/o RESERVOIR</b>	2010 VOLVO TRUCKS XC60	
2005 PORSCHE CARRERA GT		2010-08 VOLVO TRUCKS XC70	
<b>990-1062</b>	<b>w/o RESERVOIR</b>	2010-08 VOLVO S80	
2004 PORSCHE CARRERA GT		2010-08 VOLVO V70	
<b>990-1063</b>	<b>w/o RESERVOIR</b>	<b>990-1087</b>	<b>w/o RESERVOIR</b>
2008-05 PORSCHE TRUCKS CAYENNE		2010-08 VOLVO S80	
<b>990-1064</b>	<b>w/o RESERVOIR</b>	<b>990-1088</b>	<b>w/o RESERVOIR</b>
2014-08 PORSCHE TRUCKS CAYENNE		2007 VOLVO S80	
<b>990-1065</b>	<b>w/o RESERVOIR</b>	<b>990-1089</b>	<b>w/o RESERVOIR</b>
2010-08 PORSCHE TRUCKS CAYENNE		2007 VOLVO S80	
<b>990-1066</b>	<b>w/o RESERVOIR</b>	<b>990-1090</b>	<b>w/o RESERVOIR</b>
2008 PORSCHE TRUCKS CAYENNE		2005-03 VOLVO TRUCKS XC90	
<b>990-1067</b>	<b>w/o RESERVOIR</b>	2005-04 VOLVO S80	
2006-03 PORSCHE TRUCKS CAYENNE		<b>990-1092</b>	<b>w/o RESERVOIR</b>
<b>990-1068</b>	<b>w/o RESERVOIR</b>	2014-07 VOLVO TRUCKS XC90	
2004 PORSCHE TRUCKS CAYENNE		<b>990-1093</b>	<b>w/o RESERVOIR</b>
<b>990-1069</b>	<b>w/o RESERVOIR</b>	2011-05 VOLVO TRUCKS XC90	
1993-89 TOYOTA SUPRA		<b>990-1094</b>	<b>w/o RESERVOIR</b>
<b>990-1070</b>	<b>w/o RESERVOIR</b>	2011-07 DODGE TRUCKS NITRO	
2003 TOYOTA TRUCKS RAV 4		<b>990-1095</b>	<b>w/o RESERVOIR</b>
<b>990-1071</b>	<b>w/o RESERVOIR</b>	2012-08 AUDI S5	
2009-08 TOYOTA TRUCKS SEQUOIA		<b>990-1096</b>	<b>w/o RESERVOIR</b>
<b>990-1072</b>	<b>w/o RESERVOIR</b>	2002-01 MAZDA MILLENIA	
2015-08 TOYOTA TRUCKS SEQUOIA		<b>990-1097</b>	<b>w/o RESERVOIR</b>
2014-10 TOYOTA TRUCKS TUNDRA		1994-90 MAZDA 323	
<b>990-1073</b>	<b>w/o RESERVOIR</b>	1995-92 MAZDA MX-3	
2015-05 TOYOTA TRUCKS TACOMA PICKUP		<b>990-1098</b>	<b>w/o RESERVOIR</b>
<b>990-1075</b>	<b>w/o RESERVOIR</b>	1991-90 MAZDA PROTEGE, PROTEGE5	
2010-07 TOYOTA TRUCKS TUNDRA		<b>990-1099</b>	<b>w/o RESERVOIR</b>
		2008 MAZDA TRUCKS 5	

## Power Steering Pumps - Numerical Listing

Part No.	Product Type	Part No.	Product Type
<b>990-1100</b>	<b>w/o RESERVOIR</b>	<b>990-1125 (Cont'd)</b>	<b>w/o RESERVOIR</b>
2007 MAZDA TRUCKS B3000 PICKUP		2013-11 BMW 550i GT	
<b>990-1102</b>	<b>w/o RESERVOIR</b>	2015-12 BMW 550i xDrive	
2012-07 MAZDA TRUCKS CX-7		2012-11 BMW 550i	
<b>990-1105</b>	<b>w/o RESERVOIR</b>	2015-12 BMW 650i xDrive (Includes Gran Coupe)	
1992 MERCEDES 400SE		2015-10 BMW 750i xDrive	
1993 MERCEDES 400SEL		2012-10 BMW 750i	
1993 MERCEDES 500SEC		2015-10 BMW 750Li xDrive	
1993-92 MERCEDES 500SEL		2012-10 BMW 750Li	
1995-94 MERCEDES S420		2015-11 BMW Alpina B7, B7L xDrive	
1995-94 MERCEDES S500		2012-11 BMW Alpina B7, B7L	
<b>990-1106</b>	<b>w/o RESERVOIR</b>	<b>990-1126</b>	<b>w/o RESERVOIR</b>
1985-82 TOYOTA SUPRA		2013-09 BMW TRUCKS X5	
<b>990-1108</b>	<b>w/o RESERVOIR</b>	<b>990-1127</b>	<b>w/o RESERVOIR</b>
2010-05 SCION TC		2015-12 BMW TRUCKS X5	
<b>990-1110</b>	<b>w/o RESERVOIR</b>	2014-10 BMW TRUCKS X6	
2015-09 MERCEDES TRUCKS G550		<b>990-1128</b>	<b>w/o RESERVOIR</b>
<b>990-1111</b>	<b>w/o RESERVOIR</b>	2011 BMW TRUCKS X5	
2012-11 MERCEDES C300		2010 BMW TRUCKS X6	
2011 MERCEDES C350		<b>990-1129</b>	<b>w/o RESERVOIR</b>
2011-10 MERCEDES E350		2010 BMW TRUCKS X6	
2011-10 MERCEDES E550		<b>990-1130</b>	<b>w/o RESERVOIR</b>
<b>990-1112</b>	<b>w/o RESERVOIR</b>	2011-10 BMW 760Li	
2011-10 MERCEDES E350		<b>990-1131</b>	<b>w/o RESERVOIR</b>
2011-10 MERCEDES E550		2014-10 SUBARU LEGACY	
<b>990-1113</b>	<b>w/o RESERVOIR</b>	2014-10 SUBARU OUTBACK	
2011-10 MERCEDES TRUCKS ML450		<b>990-1132</b>	<b>w/o RESERVOIR</b>
<b>990-1116</b>	<b>w/o RESERVOIR</b>	2010 VOLVO C30	
2010 BMW TRUCKS X5		2010 VOLVO C70	
2010 BMW TRUCKS X6		2010 VOLVO S40	
<b>990-1117</b>	<b>w/o RESERVOIR</b>	2010 VOLVO V50	
2010 BMW TRUCKS X5		<b>990-1133</b>	<b>w/o RESERVOIR</b>
<b>990-1118</b>	<b>w/o RESERVOIR</b>	2015-10 AUDI R8	
2010 BMW TRUCKS X5		<b>990-1134</b>	<b>w/o RESERVOIR</b>
<b>990-1119</b>	<b>w/o RESERVOIR</b>	2014-10 TOYOTA TRUCKS FJ CRUISER	
2013-09 BMW TRUCKS X5		<b>990-1135</b>	<b>w/o RESERVOIR</b>
<b>990-1120</b>	<b>w/o RESERVOIR</b>	2010 TOYOTA TRUCKS 4RUNNER	
2010 BMW TRUCKS X5		<b>990-1136</b>	<b>w/o RESERVOIR</b>
<b>990-1121</b>	<b>w/o RESERVOIR</b>	2013-10 TOYOTA TRUCKS 4RUNNER	
2010 BMW TRUCKS X5		<b>990-1137</b>	<b>w/o RESERVOIR</b>
<b>990-1122</b>	<b>w/o RESERVOIR</b>	2013-10 LEXUS TRUCKS GX460	
2011-10 BMW 335d		<b>990-1138</b>	<b>w/o RESERVOIR</b>
<b>990-1123</b>	<b>w/o RESERVOIR</b>	2010 MITSUBISHI LANCER	
2011-10 BMW 760Li		<b>990-1139</b>	<b>w/o RESERVOIR</b>
<b>990-1124</b>	<b>w/o RESERVOIR</b>	2013-10 SUZUKI TRUCKS GRAND VITARA	
2013-11 BMW 550i GT		<b>990-1140</b>	<b>w/o RESERVOIR</b>
2012-11 BMW 550i		2010 SUZUKI TRUCKS GRAND VITARA	
2012-10 BMW 750i xDrive		<b>990-1141</b>	<b>w/o RESERVOIR</b>
2012-10 BMW 750i		2010 SUZUKI TRUCKS EQUATOR	
2012-10 BMW 750Li xDrive		<b>990-1142</b>	<b>w/o RESERVOIR</b>
2012-10 BMW 750Li		2010 SUZUKI TRUCKS EQUATOR	
2012-11 BMW Alpina B7, B7L xDrive		<b>990-1143</b>	<b>w/o RESERVOIR</b>
2012-11 BMW Alpina B7, B7L		2012 INFINITI TRUCKS QX56	
<b>990-1125</b>	<b>w/o RESERVOIR</b>	2015-10 NISSAN/DATSUN TRUCKS ARMADA	
2015-11 BMW 550i GT xDrive			

## Power Steering Pumps - Numerical Listing

Part No.	Product Type	Part No.	Product Type
<b>990-1143 (Cont'd)</b>	<b>w/o RESERVOIR</b>	<b>990-1162</b>	<b>w/o RESERVOIR</b>
2012-11 NISSAN/DATSUN TRUCKS PATHFINDER		2012-10 AUDI A4 SERIES	
2015-11 NISSAN/DATSUN TRUCKS TITAN		2012-10 AUDI A5 SERIES	
<b>990-1144</b>	<b>w/o RESERVOIR</b>	<b>990-1163</b>	<b>w/o RESERVOIR</b>
2012-10 ACURA TRUCKS ZDX		2010 VOLKSWAGEN TRUCKS TOUAREG	
<b>990-1145</b>	<b>w/o RESERVOIR</b>	<b>990-1164</b>	<b>w/o RESERVOIR</b>
2015-14 JAGUAR F-TYPE		2012-09 AUDI TRUCKS Q7	
2015-10 JAGUAR XF		2010 VOLKSWAGEN TRUCKS TOUAREG	
2015-10 JAGUAR XFR		<b>990-1166</b>	<b>w/o RESERVOIR</b>
2015-10 JAGUAR XJ		2014-09 PORSCHE TRUCKS CAYENNE	
2015-14 JAGUAR XJR		<b>990-1167</b>	<b>w/o RESERVOIR</b>
2015-10 JAGUAR XK		2009 BMW 335d	
2015-10 JAGUAR XKR		<b>990-1168</b>	<b>w/o RESERVOIR</b>
2015-12 JAGUAR XKR-S		2011-09 INFINITI TRUCKS FX50	
<b>990-1146</b>	<b>w/o RESERVOIR</b>	<b>990-1169</b>	<b>w/o RESERVOIR</b>
2012-10 LAND ROVER RANGE ROVER		2009 SAAB 9-3	
<b>990-1147</b>	<b>w/o RESERVOIR</b>	<b>990-1171</b>	<b>w/o RESERVOIR</b>
2015-10 LAND ROVER LR4		2012-09 ACURA RL	
2013-10 LAND ROVER RANGE ROVER SPORT		<b>990-1172</b>	<b>w/o RESERVOIR</b>
<b>990-1148</b>	<b>w/o RESERVOIR</b>	2013-09 MAZDA 6	
2011-10 KIA RIO, RIO5		<b>990-1173</b>	<b>w/o RESERVOIR</b>
<b>990-1149</b>	<b>w/o RESERVOIR</b>	2013-09 MAZDA 6	
2011-10 KIA TRUCKS RONDO		<b>990-1174</b>	<b>w/o RESERVOIR</b>
2010 KIA MAGENTIS (CANADA)		2009 BMW 750i xDrive	
2010 KIA OPTIMA		2009 BMW 750i	
<b>990-1150</b>	<b>w/o RESERVOIR</b>	2009 BMW 750Li xDrive	
2010 KIA SOUL		2009 BMW 750Li	
<b>990-1151</b>	<b>w/o RESERVOIR</b>	<b>990-1175</b>	<b>w/o RESERVOIR</b>
2011-10 KIA SOUL		2009 BMW 750i xDrive	
<b>990-1152</b>	<b>w/o RESERVOIR</b>	2009 BMW 750i	
2012-09 PORSCHE BOXSTER		2009 BMW 750Li xDrive	
2010-09 PORSCHE CAYMAN		2009 BMW 750Li	
<b>990-1153</b>	<b>w/o RESERVOIR</b>	<b>990-1176</b>	<b>w/o RESERVOIR</b>
2010 PORSCHE 911		2015-11 BMW 550i GT xDrive	
<b>990-1154</b>	<b>w/o RESERVOIR</b>	2013-11 BMW 550i GT	
2011-10 MAZDA 3		2015-13 BMW 550i xDrive	
<b>990-1155</b>	<b>w/o RESERVOIR</b>	2012-11 BMW 550i	
2012-09 AUDI TRUCKS Q5		2015-09 BMW 750i xDrive	
<b>990-1156</b>	<b>w/o RESERVOIR</b>	2011-09 BMW 750i	
2011-09 AUDI TRUCKS Q5		2015-09 BMW 750Li xDrive	
<b>990-1157</b>	<b>w/o RESERVOIR</b>	2011-09 BMW 750Li	
2013-10 PORSCHE PANAMERA		2015-11 BMW Alpina B7, B7L xDrive	
<b>990-1158</b>	<b>w/o RESERVOIR</b>	2011 BMW Alpina B7, B7L	
2012-10 AUDI A4 SERIES		<b>990-1177</b>	<b>w/o RESERVOIR</b>
2012-10 AUDI A5 SERIES		2013-11 BMW 550i GT	
<b>990-1159</b>	<b>w/o RESERVOIR</b>	2012-11 BMW 550i	
2011 AUDI S4		2011-09 BMW 750i xDrive	
2011-10 AUDI S5		2011-09 BMW 750i	
<b>990-1160</b>	<b>w/o RESERVOIR</b>	2011-09 BMW 750Li xDrive	
2012-10 AUDI S4		2011-09 BMW 750Li	
2012-10 AUDI S5		2011 BMW Alpina B7, B7L xDrive	
<b>990-1161</b>	<b>w/o RESERVOIR</b>	2011 BMW Alpina B7, B7L	
2012-09 AUDI S5		<b>990-1178</b>	<b>w/o RESERVOIR</b>
		2009-08 MERCEDES TRUCKS GL320	
		2009 MERCEDES TRUCKS ML320	
		2009 MERCEDES TRUCKS R320	



## Power Steering Pumps - Numerical Listing

Part No.	Product Type	Part No.	Product Type
<b>990-1179</b>	<b>w/o RESERVOIR</b>	<b>990-1201</b>	<b>w/o RESERVOIR</b>
2009-08 AUDI A5 SERIES		2011-10 HYUNDAI ACCENT	
2010 AUDI S4		<b>990-1202</b>	<b>w/o RESERVOIR</b>
2010 AUDI S5		2013-10 KIA FORTE	
<b>990-1180</b>	<b>w/o RESERVOIR</b>	<b>990-1203</b>	<b>w/o RESERVOIR</b>
2015-08 AUDI TRUCKS Q7		2012-10 HYUNDAI TRUCKS SANTA FE	
<b>990-1181</b>	<b>w/o RESERVOIR</b>	2013-11 KIA TRUCKS SORENTO	
2009-08 AUDI TRUCKS Q7		<b>990-1204</b>	<b>w/o RESERVOIR</b>
<b>990-1183</b>	<b>w/o RESERVOIR</b>	2012-10 HYUNDAI TRUCKS SANTA FE	
2010-09 PORSCHE TRUCKS CAYENNE		2013-11 KIA TRUCKS SORENTO	
<b>990-1184</b>	<b>w/o RESERVOIR</b>	<b>990-1205</b>	<b>w/o RESERVOIR</b>
2012-09 PORSCHE 911		2012-10 SUBARU LEGACY	
<b>990-1185</b>	<b>w/o RESERVOIR</b>	2012-10 SUBARU OUTBACK	
2009 MERCEDES SL65		<b>990-1206</b>	<b>w/o RESERVOIR</b>
<b>990-1186</b>	<b>w/o RESERVOIR</b>	2010 AUDI TRUCKS Q7	
2012-10 MERCEDES TRUCKS GL350		<b>990-1207</b>	<b>w/o RESERVOIR</b>
2011-10 MERCEDES TRUCKS ML350		2013-12 BMW TRUCKS X5	
2012-10 MERCEDES TRUCKS R350		2014-12 BMW TRUCKS X6	
<b>990-1187</b>	<b>w/o RESERVOIR</b>	<b>990-1208</b>	<b>w/o RESERVOIR</b>
2014-10 HYUNDAI GENESIS, GENESIS COUPE		2012 AUDI A8 SERIES	
<b>990-1188</b>	<b>w/o RESERVOIR</b>	2013 AUDI S8	
2013-10 HYUNDAI GENESIS, GENESIS COUPE		<b>990-1209</b>	<b>w/o RESERVOIR</b>
<b>990-1189</b>	<b>w/o RESERVOIR</b>	2013-11 HONDA TRUCKS ODYSSEY	
2011-10 PORSCHE PANAMERA		2013-12 HONDA TRUCKS PILOT	
<b>990-1190</b>	<b>w/o RESERVOIR</b>	2013-12 HONDA TRUCKS RIDGELINE	
2009-03 CHEVROLET/GMC TRUCKS - MEDIUM DUTY C4500-8500 SERIES (Topkick, Kodiak)		<b>990-1210</b>	<b>w/o RESERVOIR</b>
<b>990-1191</b>	<b>w/o RESERVOIR</b>	2012-10 MERCEDES TRUCKS GLK350	
2011-10 MERCEDES TRUCKS GL350		<b>990-1211</b>	<b>w/o RESERVOIR</b>
2011-10 MERCEDES TRUCKS ML350		2012-11 MERCEDES TRUCKS GL350	
<b>990-1192</b>	<b>w/o RESERVOIR</b>	2011 MERCEDES TRUCKS ML350	
2010-05 ISUZU TRUCKS - MEDIUM DUTY NPR HD		<b>990-1212</b>	<b>w/o RESERVOIR</b>
2010-05 ISUZU TRUCKS - MEDIUM DUTY NPR		2011 MERCEDES S400	
<b>990-1193</b>	<b>w/o RESERVOIR</b>	2011 MERCEDES S550	
2013-11 ACURA TRUCKS ZDX		<b>990-1213</b>	<b>w/o RESERVOIR</b>
<b>990-1194</b>	<b>w/o RESERVOIR</b>	2014-11 MERCEDES CL550	
2014-11 MERCEDES CL63		2013-12 MERCEDES S350	
2013-11 MERCEDES S63		2013-12 MERCEDES S400	
<b>990-1195</b>	<b>w/o RESERVOIR</b>	2013-12 MERCEDES S550	
2012-10 MERCEDES TRUCKS R350		<b>990-1214</b>	<b>w/o RESERVOIR</b>
<b>990-1196</b>	<b>w/o RESERVOIR</b>	2013-10 BMW 535i GT	
2014-11 KIA TRUCKS SEDONA		2014-11 BMW 535i	
<b>990-1197</b>	<b>w/o RESERVOIR</b>	2015-14 BMW 640i xDrive (Includes Gran Coupe)	
2011-10 TOYOTA CAMRY		2015-13 BMW 740i xDrive	
<b>990-1198</b>	<b>w/o RESERVOIR</b>	2011 BMW 740i	
2012 BMW TRUCKS X5		2011 BMW 740Li	
2012 BMW TRUCKS X6		<b>990-1215</b>	<b>w/o RESERVOIR</b>
<b>990-1199</b>	<b>w/o RESERVOIR</b>	2013-10 BMW 535i GT	
2012 BMW TRUCKS X5		2011 BMW 740i	
2012 BMW TRUCKS X6		2011 BMW 740Li	
<b>990-1200</b>	<b>w/o RESERVOIR</b>	<b>990-1216</b>	<b>w/o RESERVOIR</b>
2013-10 SUZUKI SX4		2011 BMW TRUCKS X5	
		<b>990-1217</b>	<b>w/o RESERVOIR</b>
		2013-12 BMW TRUCKS X5	
		2014-11 BMW TRUCKS X6	

## Power Steering Pumps - Numerical Listing

Part No.	Product Type	Part No.	Product Type
<b>990-1218</b>	w/o RESERVOIR	<b>990-1237</b>	w/o RESERVOIR
2015-13 BMW TRUCKS X5		2012-11 AUDI S4	
2014-13 BMW TRUCKS X6		2012-11 AUDI S5	
<b>990-1219</b>	w/o RESERVOIR	<b>990-1238</b>	w/o RESERVOIR
2013-10 BMW 535i GT		2012-11 AUDI TRUCKS Q5	
2014-11 BMW 535i		<b>990-1239</b>	w/o RESERVOIR
2015-14 BMW 640i xDrive (Includes Gran Coupe)		2012-11 AUDI TRUCKS Q5	
2015-13 BMW 740i xDrive		<b>990-1240</b>	w/o RESERVOIR
2012-11 BMW 740i		2011 KIA SOUL	
2012-11 BMW 740Li		<b>990-1241</b>	w/o RESERVOIR
<b>990-1220</b>	w/o RESERVOIR	2013-11 KIA TRUCKS SORENTO	
2013-10 BMW 535i GT		<b>990-1242</b>	w/o RESERVOIR
2012-11 BMW 740i		2014-11 PORSCHE TRUCKS CAYENNE	
2012-11 BMW 740Li		<b>990-1243</b>	w/o RESERVOIR
<b>990-1221</b>	w/o RESERVOIR	2014-11 PORSCHE TRUCKS CAYENNE	
2011 BMW TRUCKS X5		<b>990-1244</b>	w/o RESERVOIR
<b>990-1222</b>	w/o RESERVOIR	2011 PORSCHE TRUCKS CAYENNE	
2013-12 BMW TRUCKS X5		2013-12 PORSCHE PANAMERA	
2014-11 BMW TRUCKS X6		<b>990-1245</b>	w/o RESERVOIR
<b>990-1223</b>	w/o RESERVOIR	2011 PORSCHE TRUCKS CAYENNE	
2015-11 BMW TRUCKS X5		<b>990-1246</b>	w/o RESERVOIR
2014-11 BMW TRUCKS X6		2012-11 PORSCHE 911	
<b>990-1224</b>	w/o RESERVOIR	<b>990-1247</b>	w/o RESERVOIR
2013-12 BMW TRUCKS X5		2014-11 TOYOTA TRUCKS TUNDRA	
2014-10 BMW TRUCKS X6		<b>990-1248</b>	w/o RESERVOIR
<b>990-1225</b>	w/o RESERVOIR	2013-11 VOLVO C30	
2013-11 BMW TRUCKS X5		2012-11 VOLVO C70	
2014-11 BMW TRUCKS X6		2011 VOLVO V50	
<b>990-1226</b>	w/o RESERVOIR	<b>990-1249</b>	w/o RESERVOIR
2013-11 INFINITI TRUCKS FX50		2014-11 SUBARU TRUCKS TRIBECA	
2014 INFINITI TRUCKS QX70		<b>990-1250</b>	w/o RESERVOIR
<b>990-1227</b>	w/o RESERVOIR	2011 VOLVO TRUCKS XC60	
2013-11 INFINITI M56		2011 VOLVO TRUCKS XC70	
2015-14 INFINITI Q70		2011 VOLVO S60	
<b>990-1228</b>	w/o RESERVOIR	2011 VOLVO S80	
2013-11 INFINITI M56		<b>990-1251</b>	w/o RESERVOIR
<b>990-1229</b>	w/o RESERVOIR	2011 VOLVO S40	
2013-11 INFINITI M37		<b>990-1252</b>	w/o RESERVOIR
2015-14 INFINITI Q70		2014-10 FREIGHTLINER TRUCKS SPRINTER 2500, 3500	
<b>990-1230</b>	w/o RESERVOIR	2014-10 MERCEDES TRUCKS SPRINTER 2500, 3500	
2015-11 NISSAN/DATSUN TRUCKS FRONTIER		<b>990-1253</b>	w/o RESERVOIR
<b>990-1231</b>	w/o RESERVOIR	2010 MERCEDES S400	
2012-11 AUDI A8 SERIES		2010 MERCEDES S550	
<b>990-1232</b>	w/o RESERVOIR	<b>990-1254</b>	w/o RESERVOIR
2012-11 AUDI A8 SERIES		2011 HYUNDAI EQUUS	
<b>990-1233</b>	w/o RESERVOIR	2013-11 HYUNDAI GENESIS, GENESIS COUPE	
2011 VOLKSWAGEN TRUCKS TOUAREG		<b>990-1255</b>	w/o RESERVOIR
<b>990-1234</b>	w/o RESERVOIR	2013-11 SUBARU TRUCKS FORESTER	
2014-11 VOLKSWAGEN TRUCKS TOUAREG		<b>990-1256</b>	w/o RESERVOIR
<b>990-1235</b>	w/o RESERVOIR	2012-11 SUZUKI TRUCKS EQUATOR	
2011 VOLKSWAGEN TRUCKS TOUAREG		<b>990-1257</b>	w/o RESERVOIR
<b>990-1236</b>	w/o RESERVOIR	2012-11 SUZUKI TRUCKS EQUATOR	
2014-11 VOLKSWAGEN TRUCKS TOUAREG			

## Power Steering Pumps - Numerical Listing

Part No.	Product Type	Part No.	Product Type
<b>990-1258</b>	<b>w/o RESERVOIR</b>	<b>990-1277</b>	<b>w/o RESERVOIR</b>
2012-11 VOLKSWAGEN TRUCKS ROUTAN		2015-12 NISSAN/DATSUN TRUCKS NV2500	
<b>990-1259</b>	<b>w/o RESERVOIR</b>	2015-12 NISSAN/DATSUN TRUCKS NV3500	
2012-11 PORSCHE CAYMAN		<b>990-1278</b>	<b>w/o RESERVOIR</b>
<b>990-1260</b>	<b>w/o RESERVOIR</b>	2013-12 INFINITI M35H	
2011-10 SAAB 9-5		<b>990-1279</b>	<b>w/o RESERVOIR</b>
<b>990-1261</b>	<b>w/o RESERVOIR</b>	2013-11 INFINITI M37	
2011 SAAB 9-5		<b>990-1280</b>	<b>w/o RESERVOIR</b>
<b>990-1262</b>	<b>w/o RESERVOIR</b>	2012 VOLVO TRUCKS XC60	
2012-10 MERCEDES TRUCKS GLK350		2012 VOLVO TRUCKS XC70	
<b>990-1263</b>	<b>w/o RESERVOIR</b>	2012 VOLVO S60	
2012 MERCEDES S550		2012 VOLVO S80	
<b>990-1264</b>	<b>w/o RESERVOIR</b>	<b>990-1281</b>	<b>w/o RESERVOIR</b>
2012 MERCEDES C250		2015-14 BMW 550i GT	
<b>990-1265</b>	<b>w/o RESERVOIR</b>	2015-13 BMW 550i	
2013-12 MERCEDES E350		2012 BMW 650i (Includes Gran Coupe)	
2014-12 MERCEDES SLK350		2015-13 BMW 750i	
<b>990-1266</b>	<b>w/o RESERVOIR</b>	2015-13 BMW 750Li	
2013-12 MERCEDES E350		2015-13 BMW Alpina B7, B7L	
2014-12 MERCEDES SLK350		<b>990-1282</b>	<b>w/o RESERVOIR</b>
<b>990-1267</b>	<b>w/o RESERVOIR</b>	2012 AUDI A8 SERIES	
2013 MERCEDES TRUCKS GLK350		2013 AUDI S8	
2012 MERCEDES TRUCKS R350		<b>990-1283</b>	<b>w/o RESERVOIR</b>
<b>990-1268</b>	<b>w/o RESERVOIR</b>	2012 AUDI A8 SERIES	
2013 MERCEDES TRUCKS GLK350		<b>990-1284</b>	<b>w/o RESERVOIR</b>
2012 MERCEDES TRUCKS R350		2015-12 NISSAN/DATSUN TRUCKS NV1500	
<b>990-1269</b>	<b>w/o RESERVOIR</b>	2015-12 NISSAN/DATSUN TRUCKS NV2500	
2014-13 MERCEDES C300		2015-12 NISSAN/DATSUN TRUCKS NV3500	
2015-12 MERCEDES C350		<b>990-1285</b>	<b>w/o RESERVOIR</b>
2013-12 MERCEDES E350		2013-12 VOLKSWAGEN TRUCKS TOUAREG	
<b>990-1270</b>	<b>w/o RESERVOIR</b>	<b>990-1286</b>	<b>w/o RESERVOIR</b>
2012 BMW 535i		2012 BMW 535i	
2012 BMW 740i		2012 BMW 740i	
2012 BMW 740Li		2012 BMW 740Li	
<b>990-1271</b>	<b>w/o RESERVOIR</b>	<b>990-1287</b>	<b>w/o RESERVOIR</b>
2013-12 BMW M3		2012 BMW 550i GT	
<b>990-1272</b>	<b>w/o RESERVOIR</b>	2012 BMW 550i xDrive	
2015-12 MERCEDES C63		2012 BMW 750i xDrive	
<b>990-1273</b>	<b>w/o RESERVOIR</b>	2012 BMW 750i	
2014-13 MERCEDES C300		2012 BMW 750Li xDrive	
2015-12 MERCEDES C350		2012 BMW 750Li	
2013-12 MERCEDES E350		2012 BMW Alpina B7, B7L xDrive	
<b>990-1274</b>	<b>w/o RESERVOIR</b>	2012 BMW Alpina B7, B7L	
2012 BMW 640i (Includes Gran Coupe)		<b>990-1288</b>	<b>w/o RESERVOIR</b>
<b>990-1276</b>	<b>w/o RESERVOIR</b>	2012-11 BMW TRUCKS X5	
2012 BMW 550i GT xDrive		2012-11 BMW TRUCKS X6	
2012 BMW 550i GT		<b>990-1289</b>	<b>w/o RESERVOIR</b>
2015-12 BMW 650i xDrive (Includes Gran Coupe)		2012 CHRYSLER 300	
2012 BMW 750i xDrive		2011 DODGE CHALLENGER, CHARGER, CORONET	
2012 BMW 750i		2012 JEEP GRAND CHEROKEE	
2012 BMW 750Li xDrive		<b>990-1290</b>	<b>w/o RESERVOIR</b>
2012 BMW 750Li		2014-12 CHRYSLER 200	
2012 BMW Alpina B7, B7L xDrive		2014-12 DODGE AVENGER	
2012 BMW Alpina B7, B7L		<b>990-1291</b>	<b>w/o RESERVOIR</b>
		2010 BMW TRUCKS X6	

## Power Steering Pumps - Numerical Listing

Part No.	Product Type	Part No.	Product Type
<b>990-1292</b>	<b>w/o RESERVOIR</b>		
2011	BMW TRUCKS X5		
<b>990-1293</b>	<b>w/o RESERVOIR</b>		
2011	BMW 1 Series M		
<b>990-1294</b>	<b>w/o RESERVOIR</b>		
2009	VOLKSWAGEN TRUCKS TOUAREG		
<b>990-1296</b>	<b>w/o RESERVOIR</b>		
2011-10	MERCEDES E350		
2011-10	MERCEDES E550		
<b>990-1297</b>	<b>w/o RESERVOIR</b>		
2011	MERCEDES C300		
<b>990-1298</b>	<b>w/o RESERVOIR</b>		
2011	MERCEDES C300		
<b>990-1299</b>	<b>w/o RESERVOIR</b>		
2007	VOLVO S80		
<b>990-1300</b>	<b>w/o RESERVOIR</b>		
2009	HYUNDAI GENESIS, GENESIS COUPE		
<b>990-1301</b>	<b>w/o RESERVOIR</b>		
2011	HYUNDAI EQUUS		
2010	HYUNDAI GENESIS, GENESIS COUPE		
<b>990-1302</b>	<b>w/o RESERVOIR</b>		
2014-13	VOLKSWAGEN BEETLE		
2014-11	VOLKSWAGEN JETTA		
2014-12	VOLKSWAGEN PASSAT		


## Control Valves & Power Steering Cylinders - Numerical Listing

Part No.	Product Type	Part No.	Product Type
<b>401-0101</b>	<b>CONTROL VALVE</b>	<b>601-0101</b>	<b>POWER STEERING CYLINDER</b>
1964-61	CHEVROLET BEL AIR, BISCAYNE, BROOKWOOD, KINGSWOOD & TOWNSMAN	1964-61	CHEVROLET BEL AIR, BISCAYNE, BROOKWOOD, KINGSWOOD & TOWNSMAN
1982-63	CHEVROLET CORVETTE	1967-62	CHEVROLET NOVA, CHEVY II
1967-62	CHEVROLET NOVA, CHEVY II	<b>601-0102</b>	<b>POWER STEERING CYLINDER</b>
<b>401-0102</b>	<b>CONTROL VALVE</b>	1982-63	CHEVROLET CORVETTE
1965-63	FORD FALCON, SPRINT	<b>601-0103</b>	<b>POWER STEERING CYLINDER</b>
1966	FORD MUSTANG & MUSTANG II	1962-61	FORD CUSTOM, GALAXIE, COUNTRY SEDAN & RANCH WAGON
1965	MERCURY CALIENTE, CAPRI, COMET, CYCLONE, VILLAGER, VOYAGER	1962-61	MERCURY CYCLONE, MONTEGO, METEOR
<b>401-0103</b>	<b>CONTROL VALVE</b>	1962-61	MERCURY GRAND MARQUIS, MARQUIS, COLONY PARK
1964-63	MERCURY CALIENTE, CAPRI, COMET, CYCLONE, VILLAGER, VOYAGER	1962-61	MERCURY MONTEREY, COMMUTER, MARAUDER, MONTCLAIR, PARKLANE
1964-61	MERCURY COLONY PARK, COMMUTER, GRAND MARQUIS, MARAUDER, MARQUIS, METEOR, MONTCLAIR, MONTEREY, PARKLANE	<b>601-0104</b>	<b>POWER STEERING CYLINDER</b>
<b>401-0104</b>	<b>CONTROL VALVE</b>	1964-63	FORD CUSTOM, GALAXIE, COUNTRY SEDAN & RANCH WAGON
1965	FORD RANCHERO	1970-66	FORD FALCON, SPRINT
1965	MERCURY COMET	1969-66	FORD MUSTANG & MUSTANG II
1965	MERCURY CYCLONE, MONTEGO, METEOR	1969-66	FORD RANCHERO
<b>401-0105</b>	<b>CONTROL VALVE</b>	1969-66	FORD TORINO, LTD II, FAIRLANE & GRAN TORINO
1966-64	FORD MUSTANG & MUSTANG II	1969-65	MERCURY COMET
<b>401-0106</b>	<b>CONTROL VALVE</b>	1970-67	MERCURY COUGAR
1967-66	FORD FALCON, SPRINT	1969-63	MERCURY CYCLONE, MONTEGO, METEOR
1967	FORD MUSTANG & MUSTANG II	1964-63	MERCURY GRAND MARQUIS, MARQUIS, COLONY PARK
1967-66	FORD RANCHERO	1964-63	MERCURY MONTEREY, COMMUTER, MARAUDER, MONTCLAIR, PARKLANE
1967-66	FORD TORINO, LTD II, FAIRLANE & GRAN TORINO	<b>601-0105</b>	<b>POWER STEERING CYLINDER</b>
1967-66	MERCURY COMET	1965-62	FORD TORINO, LTD II, FAIRLANE & GRAN TORINO
1967	MERCURY COUGAR	<b>601-0106</b>	<b>POWER STEERING CYLINDER</b>
1967-66	MERCURY CYCLONE, MONTEGO, METEOR	1965-63	FORD FALCON, SPRINT
<b>401-0107</b>	<b>CONTROL VALVE</b>	1965-64	FORD MUSTANG & MUSTANG II
1970-67	FORD FALCON, SPRINT	1965-63	FORD RANCHERO
1975	FORD GRANADA	1964-63	MERCURY COMET
1977-70	FORD MAVERICK	1964	MERCURY CYCLONE, MONTEGO, METEOR
1970-67	FORD MUSTANG & MUSTANG II	<b>601-0107</b>	<b>POWER STEERING CYLINDER</b>
1971-67	FORD RANCHERO	1976-75	FORD GRANADA
1971-67	FORD TORINO, LTD II, FAIRLANE & GRAN TORINO	1977-70	FORD MAVERICK
1976-66	MERCURY COMET	1970	FORD MUSTANG & MUSTANG II
1970-67	MERCURY COUGAR	1971-70	FORD RANCHERO
1971-66	MERCURY CYCLONE, MONTEGO, METEOR	1971-70	FORD TORINO, LTD II, FAIRLANE & GRAN TORINO
1975	MERCURY MONARCH	1976-70	MERCURY COMET
<b>401-0108</b>	<b>CONTROL VALVE</b>	1971-70	MERCURY CYCLONE, MONTEGO, METEOR
1980-77	FORD GRANADA	1976-75	MERCURY MONARCH
1977-76	FORD MAVERICK	<b>601-0108</b>	<b>POWER STEERING CYLINDER</b>
1980-77	LINCOLN VERSAILLES	1980-76	FORD GRANADA
1977-76	MERCURY COMET	1977-76	FORD MAVERICK
1980-77	MERCURY MONARCH	1980-77	LINCOLN VERSAILLES
<b>401-0109</b>	<b>CONTROL VALVE</b>	1977-76	MERCURY COMET
1974-71	FORD E SERIES VAN (INCLUDES SUPER DUTY)	1980-76	MERCURY MONARCH
<b>401-0110</b>	<b>CONTROL VALVE</b>	<b>601-0109</b>	<b>POWER STEERING CYLINDER</b>
1977-76	FORD GRANADA	1974-71	FORD E SERIES VAN (INCLUDES SUPER DUTY)
1977	LINCOLN VERSAILLES	<b>601-0110</b>	<b>POWER STEERING CYLINDER</b>
1977-76	MERCURY MONARCH	1977-73	FORD F SERIES 100-350 (4WD)
<b>401-0111</b>	<b>CONTROL VALVE</b>	<b>601-0111</b>	<b>POWER STEERING CYLINDER</b>
1976	FORD GRANADA	1977-73	FORD F SERIES 100-350 (4WD)
1976	MERCURY MONARCH		

# STARTERS & ALTERNATORS

REMANUFACTURED AND 100% NEW

AUTOMOTIVE  
Catalog No.  
2012VOERE



 Vision-0E™  
The logo consists of a stylized orange swoosh that curves around the text "Vision-0E™". Below the text, a series of small orange dots form a curved path.

**2012**

# ABBREVIATIONS / ABREVIACIONES / ABREVIATURAS

## ENGLISH

12V ..... 12 Volt System  
 1-BBL ..... 1 Barrel Carburetor  
 1V ..... Single Groove V-Belt Pulley  
 24V ..... 24 Volt System  
 2-BBL ..... 2 Barrel Carburetor  
 2V ..... Double Groove V-Belt Pulley  
 2WD ..... 2 Wheel Drive  
 3S ..... 3 Groove Serpentine Pulley  
 3-SPD ..... 3-Speed Transmission  
 3-SPD AT ..... 3-Speed Automatic Transmission  
 3-SPD MT ..... 3-Speed Manual Transmission  
 4-BBL ..... 4 Barrel Carburetor  
 4S ..... 4 Groove Serpentine Pulley  
 4-SPD ..... 4-Speed Transmission  
 4-SPD AT ..... 4-Speed Automatic Transmission  
 4-SPD MT ..... 4-Speed Manual Transmission  
 4WD ..... 4 Wheel Drive  
 5S ..... 5 Groove Serpentine Pulley  
 5-SPD ..... 5-Speed Transmission  
 5-SPD AT ..... 5-Speed Automatic Transmission  
 5-SPD MT ..... 5-Speed Manual Transmission  
 6S ..... 6 Groove Serpentine Pulley  
 6-SPD ..... 6-Speed Transmission  
 6-SPD AT ..... 6-Speed Automatic Transmission  
 6V ..... 6 Volt System  
 7S ..... 7 Groove Serpentine Pulley  
 8S ..... 8 Groove Serpentine Pulley

**A**  
 AC ..... Air Conditioning or Alternating Current (as opposed to DC)  
 A.I.R. .... Air Injector Reactor  
 ALT ..... Alternator  
 AMPS ..... Amperage  
 AT ..... Automatic Transmission  
 AWD ..... All Wheel Drive

**B**  
 B+ POST ..... Battery Positive Post - B+ Post (Bolt) for Cable Attachment  
 B+ TAB ..... Battery Positive Tab - B+ Tab with Threaded Hole for Cable Attachment  
 B+ Terminal ..... Battery Positive Terminal - B+ Terminal Used for Cable Attachment  
 BO ..... Bosch (German OE Manufacturer)  
 BU ..... Butec (British OE Manufacturer)

**C**  
 CA ..... Cajavec (European OE Manufacturer)  
 CARB ..... Carburetor - Vehicle Equipped w/Carburetor (Instead of Fuel Injected)  
 CASTING # ..... Casting Number  
 CC ..... Cubic Centimeter - As in Engine Displacement  
 CD ..... Compact Disc  
 CHASSIS # ..... Chassis Number of Vehicle. Important for Correct Application  
 CI ..... Cubic Inch - As in Engine Displacement  
 CR ..... Chrysler (American OE Manufacturer)

**D**  
 DBL ..... Double  
 DD ..... Direct Drive Starter - Refers to a Starter Design  
 DOHC ..... Dual Overhead Cam Engine  
 DR ..... Delco Remy (American OE Manufacturer)  
 DU ..... Ducellier (French OE Manufacturer)  
 DVD ..... Digital Versatile Disc

**E**  
 EF ..... External Fan  
 EFI ..... Electronic Fuel Injection  
 ENG ..... Engine  
 ENGS ..... Engines

## ENGLISH

ER ..... External Regulator  
 ETR ..... Electronic Tuned Receiver  
 EXC ..... Except  
 EXT ..... External  
 EXT REG ..... External Regulator - Regulator Mounted Elsewhere on Vehicle

**F**  
 FI ..... Fuel Injection  
 FO ..... Ford (American OE Manufacturer)  
 FWD ..... Front Wheel Drive

**G**  
 GM ..... General Motors

**H**  
 HBW ..... Heated Back Window - Rear Window Defroster  
 4-SPD HD ..... Heavy Duty - More Powerful Unit than Standard  
 HI ..... Hitachi (Japanese OE Manufacturer)  
 HO ..... High Output - Pertains to Alternator, Starter or Engine Design  
 HSG ..... Housing or Casting  
 HT ..... High Torque - Higher Horsepower Starter

**I**  
 IC ..... Regulator May Be External, but Works as if it Were Internal  
 IF ..... Internal Fan. Cooling Fan is Inside Alternator Casing  
 INT ..... Internal  
 IR ..... Internal Regulator - Regulator Part of the Alternator  
 IS ..... Iskra (European OE Manufacturer)

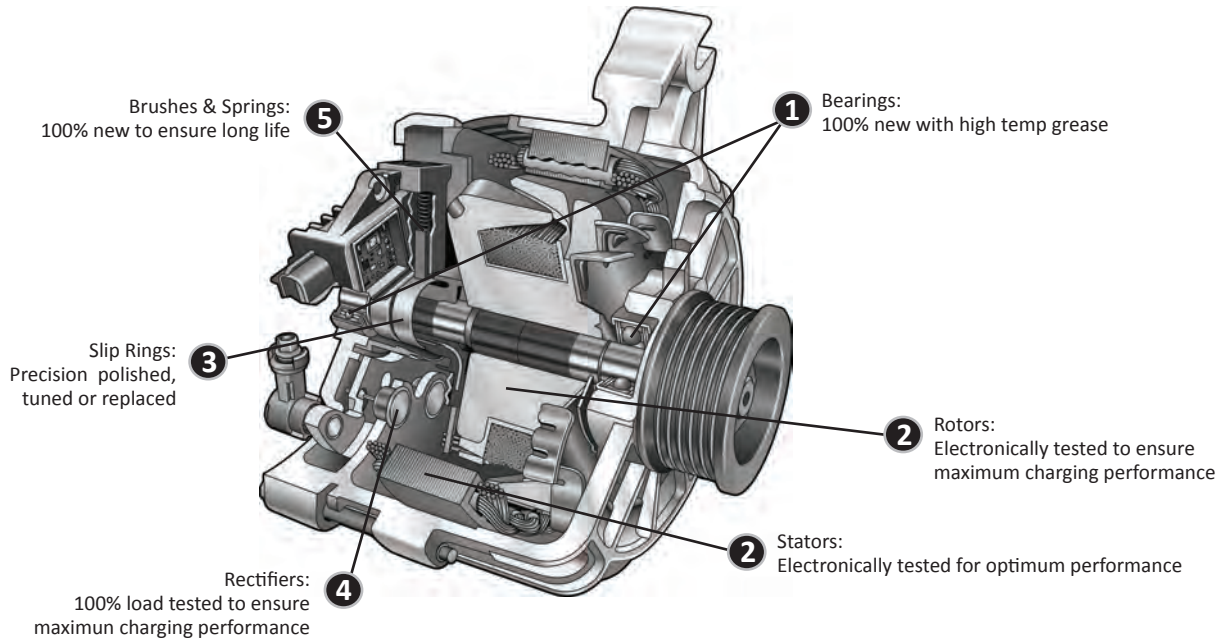
**K**  
 KW ..... Kilowatt

**L**  
 LD ..... Lada  
 LN ..... Leece Neville  
 LRC ..... Load Response Control  
 LT ..... Low Torque - Lower Torque Starter Than High Torque  
 LU ..... Lucas (British OE Manufacturer)

**M**  
 MD ..... Mando  
 MFD ..... Manufactured - Usually Refers to Country of Origin of Manufacturer  
 MFG ..... Manufacturer  
 MFI ..... Multi-Port Fuel Injection  
 MI ..... Mitsubishi (Japanese OE Manufacturer)  
 MID ..... Middle  
 MM ..... Millimeter or Magneti Marelli (Italian OE Manufacturer)  
 MO ..... Motorola (American and European OE Manufacturer)  
 MT ..... Mitsuba or Manual (Standard ) Transmission  
 MTG ..... Mounting or Mount - Pertains to Mounting Configuration

**N**  
 N/A ..... Not Available or Not Applicable  
 ND ..... Nippondenso (Japanese OE Manufacturer)  
 NSENSO ..... Nippondenso (Japanese OE Manufacturer)

**O**  
 OE# ..... Original Equipment Manufacturer Number - Usually on the Casting or Housing of the Unit  
 OEM ..... Original Equipment Manufacturer - The Original Producer of Unit  
 OHC ..... Overhead Cam - Pertains to Engine Configuration  
 OHV ..... Overhead Valve - Pertains to Engine Configuration  
 OPT ..... Optional - Higher Amp or Higher Horsepower Unit than the Standard



## Bearings

1

### Features:

- 100% new electric motor quality
- Extreme temperature grease and high temperature double lip seals

### Benefit:

- Quiet, vibration-free, long life under extreme operating conditions



## Rotors & Stators

2

### Feature:

- Rotors and Stators are electronically tested for maximum output and insulation integrity

### Benefit:

- Guaranties maximum output and long service life



## Slip Rings

3

### Feature:

- Slip rings are precision polished, turned or replaced

### Benefit:

- For maximum brush contact, consistent output and longer life



## Rectifiers

4

### Feature:

- Rectifiers 100% tested with the latest test equipment or replaced with a new rectifier

### Benefits:

- Longer life under the most extreme operating conditions
- Tester predicts the life of the rectifier



## Brushes

5

### Feature:

- All brushes replaced with 100% new high quality brushes

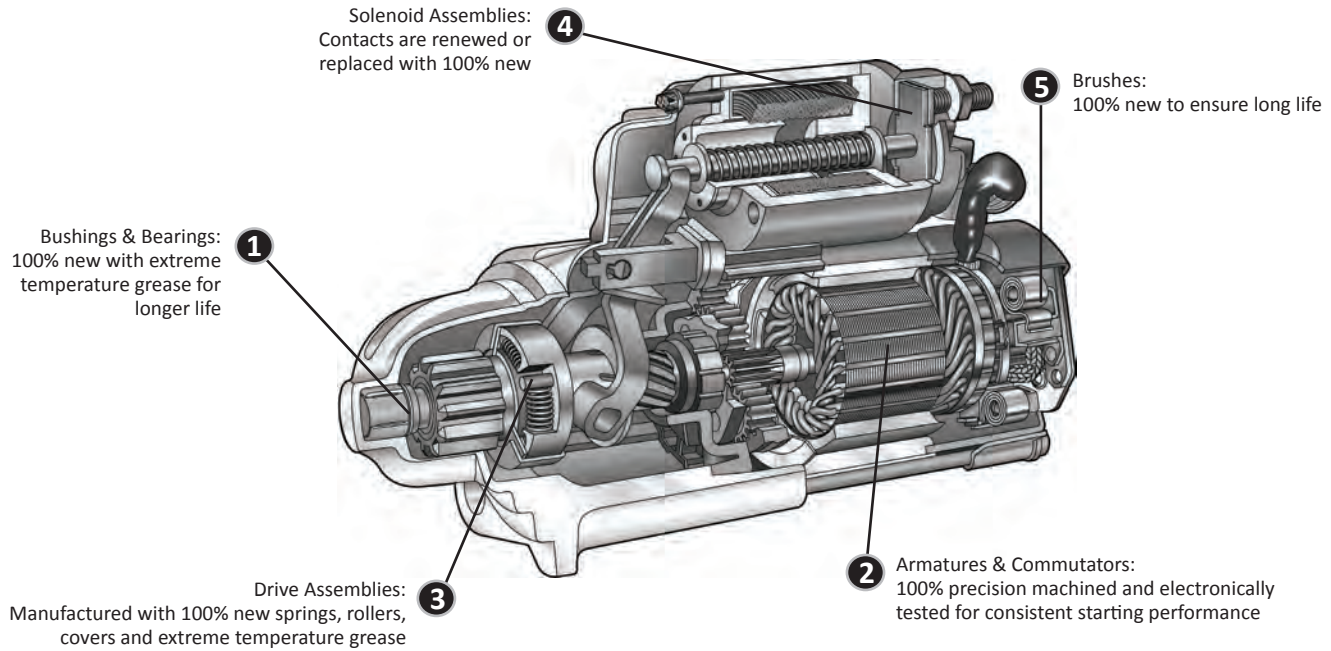
### Benefit:

- Provides industry leading unit life and reliability of the alternator





# FEATURES & BENEFITS - STARTERS



## Bushings

**1**

### Feature:

- 100% New bushings installed with extreme temperature grease

### Benefit:

- For maximum wear, performance and extended service life



## Armatures & Commutators

**2**

### Feature:

- Commutators are precision-machined and electronically tested

### Benefit:

- Provides consistent starting performance



## Drive Assemblies

**3**

### Feature:

- Remanufactured with 100% new springs, rollers, covers and extreme temperature grease

### Benefit:

- Ensures positive starts even in the most extreme conditions



## Solenoid

**4**

### Feature:

- Contacts are resurfaced or replaced with 100% new

### Benefit:

- Sure starts and long service life leading to long-term wear resistance



## Brushes

**5**

### Feature:

- All brushes replaced with 100% new high quality brushes

### Benefit:

- Extends life and reliability of the starter




## DD – Direct Drive Starter

A direct drive starter is a starter that does not employ a reduction gear unit. Instead they have a drive gear that is driven directly from the armature shaft. Direct drive starters use conventional field coils as opposed to permanent magnets used in PMDD starters. DD starters are commonly used on older applications.



## OSGR – Offset Gear Reduction Starter

These starters utilize an offset gear set between the armature and the drive gear. OSGR starters utilize conventional field coils as opposed to permanent magnets used in PMOSGR starters. OSGR's are easily identifiable due to the center of the starter motor being "Offset" from the center of the drive gear.




## PLGR – Planetary Gear Reduction Starters

A PLGR starter is another type of gear reduction starter. Unlike the OSGR starter the PLGR starter uses a gear set that is in-line with the armature and drive gear. These starters are very similar in appearance to a direct drive starter and also use conventional field coils.




### PMDD – Permanent Magnet Direct Drive Starter

These starters are very similar to direct drive starters with the exception that these use permanent magnet fields and are for the most part smaller and lighter. In many cases the only way to identify the PMDD starter is by the lack of pole shoe screws or rivets that are often found around the center of direct drive starters.




### PMGR – Permanent Magnet Gear Reduction Starter

These starters are very similar to PLGR starters with the exception that these use permanent magnet fields and are for the most part smaller and lighter. In many cases the only way to identify the PMGR starter is by the lack of pole shoe screws or rivets that are often found around the center of direct PLGR starters.



### PMOSGR – Permanent Magnet Offset Gear Reduction Starter

These starters are very similar to OSGR starters with the exception that these use permanent magnet fields and are for the most part smaller and lighter. These are somewhat more difficult to identify from the OSGR as compared to the other types of permanent drive starters and their conventional counterpart. This is due to the lack of identifiable pole shoe screws used in many OSGR starters.



## E/F - External Fan Alternator ①

Older alternators are designed with an external cooling fan. These fans are located behind the alternator drive belt pulley. The external fan is effective on older units that have a lower amp draw and generate less heat.

## I/F - Internal Fan Alternator ②

Today's vehicles require higher amp draws in order to satisfy drivers' electrical needs. Late model alternators are designed with an internal set of cooling fans that are located inside the alternator assembly. The internal fans are more efficient in cooling the electrical components in the later, higher amp alternators. In addition, internal fans generate less mechanical noise than external fans.

## L/C - Liquid Cooled Alternator ③

Some late model alternators are designed to be liquid cooled. Most liquid cooled alternators can be identified by the existence of liquid input and output orifices on the rear of the alternator. Some, however, have no orifices and mount inside the engine block where only the front of the alternator and the drive pulley are visible on the vehicle. ④

## Single Mounting Ear Alternator ①

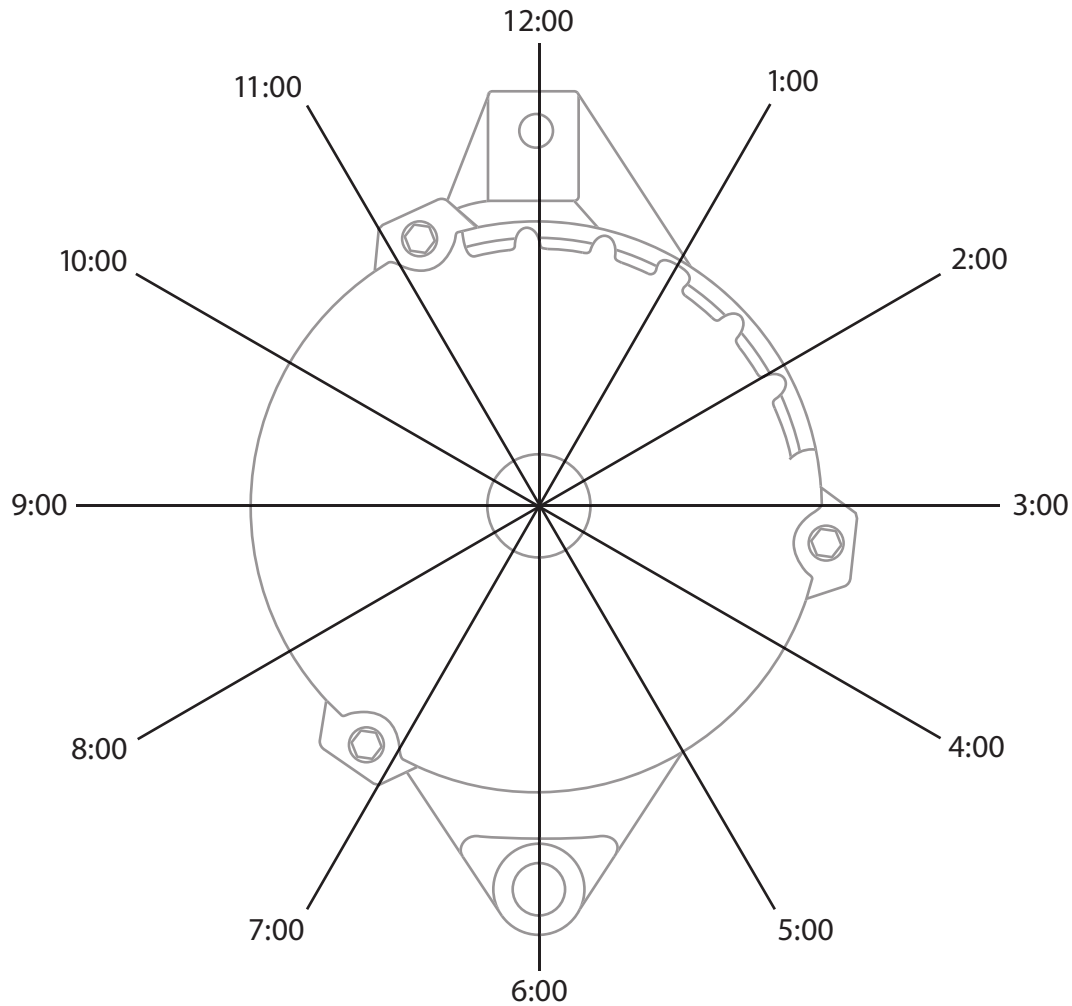
A single mounting ear alternator uses one large mounting ear. The mounting ear is usually more than 1" thick and not threaded.

## Dual Mounting Ear Alternator ②

Dual mounting ear alternators use two mounting ears. These are usually less than 1" thick and can be threaded or non-threaded.



## CLOCK POSITIONS



Many General Motors and Ford alternators have a number as a suffix to the part number. This suffix refers to the clock position of the voltage regulator plug-in terminal.

In order to determine the plug position, view the alternator from the rear of the unit with the thick mounting ear at the 6:00 position. The location of the voltage regulator terminals will determine the clock position of the alternator.

For reference purposes, clock positions are also listed in the PHOTO GUIDE section in the rear of the catalog. This can be a useful tool for identifying specific alternators.

# MAKE-MODEL INDEX / INDEX DES MARQUES-MODÈLES / ÍNDICE DE MARCA-MODELO

MAKE / MODEL MARQUE/MODÈLE MARCA/MODELO	ALT PAGE	STR PAGE	MAKE / MODEL MARQUE/MODÈLE MARCA/MODELO	ALT PAGE	STR PAGE	MAKE / MODEL MARQUE/MODÈLE MARCA/MODELO	ALT PAGE	STR PAGE
<b>ACURA</b>			<b>AUDI - continued</b>			<b>BMW - continued</b>		
CL	.1	317	A5 / A5 QUATTRO	.10	322	760 SERIES	.18	327
CSX	.1	317	A6 / A6 QUATTRO	.10	322	840 SERIES	.18	327
EL	.1	317	A8 / A8 QUATTRO	.10	322	850 SERIES	.18	327
INTEGRA	.1	317	ALLROAD QUATTRO	.11	323	1600 SERIES	.18	327
LEGEND	.1	317	CABRIOLET	.11	323	1800 SERIES	.18	327
MDX	.1	317	COUPE GT	.11	323	2000 SERIES	.19	327
NSX	.1	317	COUPE QUATTRO	.11	323	2002 SERIES	.19	327
RDX	.1	317	FOX	.11	323	2500 SERIES		327
RL	.1	317	Q5	.12	323	2800 SERIES		327
RSX	.1	318	Q7	.12	323	ALPINA B7	.19	327
SLX	.1	318	QUATTRO	.12	323	ALPINA ROADSTER	.19	327
TL	.2	318	R8	.12	323	BAVARIA		327
TSX	.2	318	RS4	.12	323	L6	.19	327
VIGOR	.2	318	RS6	.12	323	L7	.19	327
ZDX	.2		S4	.12	323	M3	.19	328
<b>ALFA ROMEO</b>			S5	.12	324	M5	.19	328
164	.2	318	S6	.12	324	M6	.19	328
2600	.2		S8	.12	324	X3	.19	328
ALFETTA	.2	318	SUPER 90	.12	324	X5	.20	328
BERLINA	.2	318	TT COUPE / QUATTRO	.12	324	X6	.20	328
GT VELOCE	.2	318	V8 QUATTRO	.13	324	Z3	.20	328
GTV, GTV-6	.2	318	<b>AUSTIN</b>			Z4	.20	328
MILANO	.2	318	1100	.13		Z8	.20	329
SPIDER	.2	318	AMERICA	.13		<b>BUICK</b>		
SPORT	.2	318	HEALEY 100		324	ALLURE	.21	329
SPRINT	.2	318	HEALEY 100-6		324	APOLLO	.21	329
<b>AMC</b>			HEALEY 3000		324	CENTURION	.21	329
AMBASSADOR	.3	319	HEALEY SPRITE	.13	324	CENTURY	.21	329
AMERICAN	.3	319	JENSEN HEALEY	.13	324	ELECTRA	.23	330
AMX	.4	319	MARINA	.13		ENCLAVE	.25	330
CLASSIC	.4	319	MINI, MINI COOPER	.13		ESTATE WAGON	.25	330
CONCORD	.4	319	<b>BMW</b>			GRAND SPORT	.25	330
CUSTOM	.5		1 SERIES M	.13	324	INVICTA	.26	331
DELUXE	.5		2.8 BAVARIA		324	LACROSSE	.26	331
EAGLE	.5	319	3.0S / 3.0CS	.13	325	LESABRE	.26	331
GREMLIN	.5	319	128 SERIES	.14	325	LUCERNE	.28	331
HORNET	.5	319	135 SERIES	.14	325	PARK AVENUE	.28	331
JAVELIN	.6	320	318 SERIES	.14	325	RAINIER	.29	332
MARLIN	.6	320	320 SERIES	.14	325	REATA	.29	332
MATADOR	.6	320	323 SERIES	.14	325	REGAL	.29	332
PACER	.7	320	325 SERIES	.14	325	RENDEZVOUS	.31	333
RAMBLER	.7	320	328 SERIES	.15	325	RIVIERA	.32	333
REBEL	.7	320	330 SERIES	.15	325	ROADMASTER	.33	333
ROGUE	.7	321	335 SERIES	.16	325	SKYHAWK	.33	333
SPIRIT	.7	321	524TD	.16	325	SKYLARK	.34	334
SUPER SIX	.8		525 SERIES	.16	325	SOMERSET	.35	334
<b>ASUNA</b>			528 SERIES	.16	326	SPECIAL	.35	334
GT	.8	321	530 SERIES	.16	326	SPORTWAGON	.35	334
SE	.8	321	533 SERIES	.17	326	TERRAZA	.35	335
SUNFIRE	.8	321	535 SERIES	.17	326	WILDCAT	.36	335
SUNRUNNER	.8	321	540 SERIES	.17	326	OLDER MODELS	.36	
<b>AUDI</b>			545 SERIES	.17	326	<b>CADILLAC</b>		
80, 80 QUATTRO	.8	321	550 SERIES	.17	326	ALLANTE	.36	335
90, 90 QUATTRO	.8	321	630 SERIES	.17	326	CALAIS	.36	335
100, 100 QUATTRO	.8	321	633 SERIES	.17	326	CATERA	.36	335
100LS	.8	321	635 SERIES	.17	326	CIMARRON	.36	335
200, 200 QUATTRO	.8	321	645 SERIES	.17	326	COMMERCIAL CHASSIS	.36	335
4000, 4000 QUATTRO	.9	321	650 SERIES	.17	326	CONCOURS	.36	335
5000, 5000 QUATTRO	.9	322	733 SERIES	.17	326	CTS	.37	335
A3	.9	322	735 SERIES	.17	326	DEVILLE	.37	336
A4 / A4 QUATTRO	.9	322	740 SERIES	.18	326	DTS	.38	336
			745 SERIES	.18	327	ELDORADO	.38	336
			750 SERIES	.18	327	ESCALADE	.39	336

# MAKE-MODEL INDEX / INDEX DES MARQUES-MODÈLES / ÍNDICE DE MARCA-MODELO

MAKE / MODEL MARQUE/MODÈLE MARCA/MODELO	ALT PAGE	STR PAGE	MAKE / MODEL MARQUE/MODÈLE MARCA/MODELO	ALT PAGE	STR PAGE	MAKE / MODEL MARQUE/MODÈLE MARCA/MODELO	ALT PAGE	STR PAGE
<b>CADILLAC - continued</b>			<b>CHEVROLET - continued</b>			<b>DODGE - continued</b>		
FLEETWOOD	.39	337	TOWNSMAN	.82	364	B SERIES VANS	.95	372
SERIES 62	.40		TRACKER	.82	365	CALIBER	.97	372
SEVILLE	.40	337	TRAILBLAZER	.82	365	CARAVAN	.97	372
SRX	.41	337	TRAVERSE	.82	365	CHALLENGER	.98	373
STS	.41	338	TWO-TEN SERIES	.82	365	CHARGER	.99	373
XLR	.41	338	UPLANDER	.82	365	COLT	.100	374
<b>CHEVROLET</b>			<b>CHRYSLER</b>			<b>DODGE - continued</b>		
ASTRO VAN	.41	338	200 SERIES	.83		CONQUEST	.100	374
AVALANCHE	.42	338	300 SERIES	.83	366	CORONET	.100	374
AVEO	.42	338	ASPEN	.84	366	CUSTOM	.101	375
BEL AIR	.42	338	CIRRUS	.84	366	D / W SERIES PICKUPS	.101	375
BERETTA	.43	339	CONCORDE	.84	366	D50 PICKUP	.103	375
BISCAYNE	.43	339	CONQUEST	.84	366	DAKOTA PICKUP	.103	376
BLAZER	.44	340	CORDOBA	.84	366	DART	.104	376
BROOKWOOD	.45	342	CROSSFIRE	.84	366	DAYTONA	.105	377
C / K / R / V SERIES PICKUPS	.45	342	DAYTONA	.85	366	DIPLOMAT	.105	377
CAMARO	.52	345	DYNASTY	.85	367	DURANGO	.106	377
CAPRICE	.54	346	E CLASS	.86	367	DYNASTY	.106	377
CAVALIER	.56	348	EXECUTIVE	.86	367	INTREPID	.107	378
CELEBRITY	.57	348	FIFTH AVENUE	.86	367	JOURNEY	.107	378
CHEVELLE	.58	348	IMPERIAL	.86	367	LANCER	.107	378
CHEVETTE	.58	349	INTREPID	.87	367	MAGNUM	.108	378
CITATION	.58	349	LASER	.87	367	MATADOR	.108	378
CLASSIC (FLEET)	.59	349	LEBARON	.87	367	MIRADA	.108	378
COBALT	.59	349	LHS	.88	368	MONACO	.108	378
COLORADO	.59	349	NEON	.88	368	MOTORHOME	.109	379
CORSICA	.59	350	NEW YORKER	.88	368	NEON	.109	379
CORVAIR	.59		NEWPORT	.89	368	NITRO	.109	379
CORVETTE	.60	350	PACIFICA	.90	368	OMNI	.109	379
CRUZE	.60	350	PROWLER	.90	368	P200	.110	379
DEL RAY	.60	350	PT CRUISER	.90	369	P300	.110	379
EL CAMINO	.60	351	SARATOGA	.90		POLARA	.110	379
EPICA	.62	351	SEBRING	.90	369	RAIDER	.111	379
EQUINOX	.62	352	TC BY MASERATI	.90	369	RAM PICKUPS	.111	380
EXPRESS VANS	.62	352	TOWN & COUNTRY CAR	.90	369	RAM VANS	.113	380
FLEETLINE	.64		TOWN & COUNTRY VAN	.91	369	RAM-50 PICKUP	.113	380
FLEETMASTER	.64		VOYAGER	.92	370	RAMCHARGER	.113	381
G SERIES VANS	.64	352	WINDSOR	.92		RAMPAGE	.114	381
HHR	.66	353	OLDER MODELS	.92	370	ROYAL MINI RAM	.114	381
IMPALA	.66	353	<b>DAEWOO</b>			ROYAL MONACO	.114	381
KINGSWOOD	.68	355	LANOS	.92	370	SHADOW	.114	381
LAGUNA	.68	355	LEGANZA	.92	370	SPIRIT	.115	381
LLV (POSTAL VEHICLE)	.68	355	NUBIRA	.92	370	SPRINTER VAN	.115	381
LUMINA	.69	355	<b>DAIHATSU</b>			ST. REGIS	.115	382
LUMINA APV	.69	355	CHARADE	.92	370	STEALTH	.116	382
LUV	.69	356	ROCKY	.92	370	STRATUS	.116	382
MALIBU	.69	356	<b>DODGE</b>			SX	.116	382
METRO	.71	357	330	.93	370	VIPER	.116	382
MONTE CARLO	.71	357	400	.93	370	OLDER MODELS	.116	382
MONZA	.73	357	440	.93	371	<b>EAGLE</b>		
MOTORHOME	.74	358	600	.93	371	2000 GTX	.116	383
NOVA	.74	358	880	.94	371	MEDALLION	.116	383
ONE-FIFTY SERIES	.74	358	2000GTX	.94	371	PREMIER	.116	383
OPTRA	.74	358	A100	.94	371	SUMMIT	.117	383
P SERIES TRUCKS	.75	359	ARIES	.94	371	TALON	.117	383
PRIZM	.77	360	ASPEN	.95	371	VISION	.117	383
S10 PICKUP	.77	360	AVENGER	.95	371	VISTA	.117	383
SPECTRUM	.78	361				<b>FERRARI</b>		
SPRINT	.78	361				308	.117	
SSR	.78	361				<b>FIAT</b>		
STYLELINE	.78					124 (EXC SPIDER)	.117	384
STYLEMASTER	.78					124 SPIDER	.117	384
SUBURBAN	.78	361				128	.118	384
TAHOE	.81	364						

## MAKE-MODEL INDEX / INDEX DES MARQUES-MODÈLES / ÍNDICE DE MARCA-MODELO

MAKE / MODEL MARQUE/MODÈLE MARCA/MODELO	ALT PAGE	STR PAGE	MAKE / MODEL MARQUE/MODÈLE MARCA/MODELO	ALT PAGE	STR PAGE	MAKE / MODEL MARQUE/MODÈLE MARCA/MODELO	ALT PAGE	STR PAGE
<b>FIAT - continued</b>			<b>FORD - continued</b>			<b>HUMMER</b>		
131	118	384	SPRINT	143	403	H1	174	425
850		384	STARLINER	144	403	H2	174	425
1100		384	SUNLINER	144	403	H3	174	425
2000 SPIDER (PININFARINA)	118	384	TAURUS	144	404	<b>HYUNDAI</b>		
BRAVA	118	384	TAURUS X	145	404	ACCENT	174	426
STRADA	118	384	TEMPO	145	404	AZERA	174	426
X-1/9	118	384	THUNDERBIRD	145	404	ELANTRA	174	426
<b>FORD</b>			TORINO	146	405	ENTOURAGE	175	426
AEROSTAR	118	384	TRANSIT CONNECT	147	406	EQUUS	175	
ASPIRE	119	384	VICTORIA	147	406	EXCEL	175	426
BRONCO	119	384	WINDSTAR	147	406	GENESIS	175	426
BRONCO II	120	385	ZX2	147	406	PONY	175	426
CLUB	120	385	OLDER MODELS	148	406	SANTA FE	175	427
CONTOUR	120	386	<b>FREIGHTLINER</b>			SCOUPE	175	427
CORTINA	120	386	SPRINTER VAN	148	407	SONATA	176	427
COUNTRY SEDAN	120	386	<b>GEO</b>			STELLAR	176	427
COUNTRY SQUIRE	121	386	METRO	148	407	TIBURON	176	427
COURIER	122	387	PRIZM	149	407	TUCSON	176	428
COURIER SEDAN DELIVERY	122	387	SPECTRUM	149	407	VERACRUZ	177	428
CRESTLINE		387	STORM	149	407	XG300	177	428
CROWN VICTORIA	122	388	TRACKER	149	407	XG350	177	428
CUSTOM	123	388	<b>GMC</b>			<b>INFINITI</b>		
CUSTOMLINE		388	ACADIA	149	408	EX35	177	428
DEL RIO WAGON		388	C / K / R / V SERIES PICKUPS	149	408	FX35	177	428
E-SERIES VANS	124	389	CABALLERO	156	411	FX45	177	428
EDGE	127	390	CANYON	157	412	FX50	177	428
ESCAPE	128	390	ENVOY	157	412	G20	177	428
ESCORT	128	390	G SERIES VANS	157	412	G25	177	428
EXCURSION	128	391	JIMMY	159	413	G35	177	428
EXP	128	391	MOTORHOME	161	414	G37	177	428
EXPEDITION	128	391	P SERIES TRUCKS	161	415	I30	177	428
EXPLORER	129	391	S-15 PICKUP	163	416	I35	178	429
F-SERIES PICKUPS	129	391	SAFARI VAN	164	416	J30	178	429
FAIRLANE	133	394	SAVANA VANS	164	416	M30	178	429
FAIRMONT	133	395	SONOMA	165	417	M35	178	429
FALCON	134	395	SPRINT	166	417	M37	178	429
FESTIVA	134	395	SUBURBAN	166	418	M45	178	429
FIESTA	134	395	TERRAIN	168	420	M56		429
FIVE HUNDRED	134	395	TRACKER	168	420	Q45	178	429
FLEX	134	395	YUKON	169	420	QX4	178	429
FOCUS	134	395	YUKON XL	170	420	QX56	178	429
FORD 300	135	395	OLDER MODELS	170	421	<b>INTERNATIONAL</b>		
FREESTAR	135	396	<b>HONDA</b>			LIGHT TRUCKS (EXC SCOUT)	178	429
FREESTYLE	135	396	ACCORD	171	421	SCOUT	179	430
FUSION	135	396	ACCORD CROSSTOUR	171	422	<b>ISUZU</b>		
GALAXIE	135	396	CIVIC	171	422	AMIGO	179	430
GRANADA	136	396	CIVIC DEL SOL	172	423	ASCENDER	179	430
GT	136	397	CROSSTOUR	172	423	AXIOM	179	430
LTD	136	397	CR-V	172	424	HOMBRE	179	430
LTD II	137	398	CRX	172	424	I-280	179	430
MAINLINE		398	ELEMENT	173	424	I-290	179	430
MAVERICK	137	398	FIT	173	424	I-350	179	430
MINI MOTORHOME	137	399	INSIGHT		424	I-370	179	430
MOTORHOME	138	399	ODYSSEY	173	424	I-MARK	179	430
MUSTANG	138	399	PASSPORT	173	424	IMPULSE	180	431
MUSTANG II	140	400	PILOT	173	424	OASIS	180	431
PARK LANE WAGON		400	PRELUDE	173	424	PICKUP	180	431
PINTO	140	400	RIDGELINE	174	425	RODEO	180	431
PROBE	140	401	S2000	174	425	STYLUS	181	431
P-SERIES TRUCKS	140	401	WAGOVAN	174	425	TROOPER	181	431
RANCH WAGON	141	401	<b>ISUZU</b>			VEHICROSS	181	432
RANCHERO	142	402	AMIGO	179	430			
RANGER	143	402	ASCENDER	179	430			
SKYLINER	143	403	AXIOM	179	430			
			HOMBRE	179	430			
			I-280	179	430			
			I-290	179	430			
			I-350	179	430			
			I-370	179	430			
			I-MARK	179	430			
			IMPULSE	180	431			
			OASIS	180	431			
			PICKUP	180	431			
			RODEO	180	431			
			STYLUS	181	431			
			TROOPER	181	431			
			VEHICROSS	181	432			



# MAKE-MODEL INDEX / INDEX DES MARQUES-MODÈLES / ÍNDICE DE MARCA-MODELO

MAKE / MODEL MARQUE/MODÈLE MARCA/MODELO	ALT PAGE	STR PAGE	MAKE / MODEL MARQUE/MODÈLE MARCA/MODELO	ALT PAGE	STR PAGE	MAKE / MODEL MARQUE/MODÈLE MARCA/MODELO	ALT PAGE	STR PAGE
<b>JAGUAR</b>			<b>LADA - continued</b>			<b>LOTUS - continued</b>		
MARK SERIES .....		432	SIGNET .....	193	438	ELITE .....	198	442
S-TYPE .....	181	432	<b>LANCIA</b>			ESPRIT .....	199	442
SUPER V8 .....	181	432	BETA .....	193	438	EUROPA .....	199	
VANDEN PLAS .....	181	432	ZAGATO .....	193	438	<b>MAZDA</b>		
XF .....		432	<b>LANDROVER</b>			3 .....	199	442
XJ6 .....	182	432	2000 .....	193	439	5 .....	199	443
XJ8 .....	182	432	3500 .....	193		6 .....	199	443
XJ12 .....	182	432	DEFENDER 90 .....	193	439	323 .....	199	443
XJR .....	182	432	DEFENDER 110 .....	194	439	616 .....	199	443
XJRS .....		432	DISCOVERY .....	194	439	618 .....	199	443
XJS .....	182	433	FREELANDER .....	194	439	626 .....	199	443
XJ-SUPER V8 .....	182	433	LR2 .....	194	439	808, 808 MIZER .....	200	443
XK .....	183	433	LR3 .....	194	439	929 .....	200	443
XK8 .....	183	433	RANGE ROVER .....	194	439	1800 .....	200	
XKE .....		433	OLDER MODELS .....	194		B SERIES PICKUPS .....	200	443
XKR .....	183	433	<b>LEXUS</b>			COSMO .....	200	444
X-TYPE .....	183	433	ES250 .....	194	439	CX-7 .....	200	444
<b>JEEP</b>			ES300 .....	194	439	CX-9 .....	200	444
CHEROKEE .....	183	433	ES330 .....	194	439	GLC .....	200	444
CJ SERIES .....	184	434	ES350 .....	194	440	MIATA .....	201	444
COMANCHE PICKUP .....	184	434	GS300 .....	194	440	MILLENNIA .....	201	444
COMMANDER .....	185	434	GS350 .....	194	440	MPV .....	201	445
COMMANDO .....	185	434	GS400 .....	194	440	MX-3 .....	201	445
COMPASS .....	185	434	GS430 .....	195	440	MX-6 .....	201	445
DISPATCHER .....	185		GS460 .....	195	440	NAVAJO .....	201	445
DJ SERIES .....	185	434	GX470 .....	195	440	PROTEGE .....	201	445
FC150 .....	186		IS F .....	195	440	R100 .....	202	
FC170 .....	186		IS250 .....	195	440	ROTARY PICKUP .....	202	445
FJ SERIES .....	186		IS300 .....	195	440	RX-2 .....	202	
GLADIATOR .....	186	434	IS350 .....	195	440	RX-3 .....	202	445
GRAND CHEROKEE .....	186	434	IS400 .....	195	440	RX-4 .....	202	445
GRAND WAGONEER .....	187	435	LS430 .....	195	440	RX-7 .....	202	446
J SERIES PICKUPS .....	187	435	LS460 .....	195	440	RX-8 .....	202	446
JEEPSTER .....	188	435	LX450 .....	195	440	TRIBUTE .....	202	446
LIBERTY .....	188	435	LX470 .....	195	440	<b>MERCEDES BENZ</b>		
PATRIOT .....	188	435	LX570 .....	195	440	180 SERIES (DIESEL) .....		446
SCRAMBLER .....	188	435	RX300 .....	195	440	190 SERIES (DIESEL) .....	202	446
TJ SERIES .....	189	435	RX330 .....	195	440	190 SERIES (GAS) .....	202	446
TORNADO .....	189		RX350 .....	195	440	200 SERIES (DIESEL) .....	203	
UNIVERSAL .....	189		SC300 .....	196	440	200 SERIES (GAS) .....	203	
UTILITY .....	189		SC400 .....	196	441	220 SERIES (DIESEL) .....	203	446
WAGONEER .....	189	436	SC430 .....	196	441	220 SERIES (GAS) .....	203	446
WRANGLER .....	190	436	<b>LINCOLN</b>			230 SERIES (GAS) .....	203	447
OLDER MODELS .....	191	436	AVIATOR .....	196	441	240 SERIES (DIESEL) .....	203	447
<b>KIA</b>			BLACKWOOD .....	196	441	250 SERIES (GAS) .....	203	447
AMANTI .....	191	436	CONTINENTAL .....	196	441	260 SERIES (GAS) .....	203	447
BORREGO .....	191	437	LS .....	197	441	280 SERIES (GAS) .....	203	447
FORTE .....	191	437	MARK LT .....	197	441	300 SERIES (DIESEL) .....	203	447
MAGENTIS .....	191	437	MARK SERIES .....	197	441	300 SERIES (GAS) .....	204	447
OPTIMA .....	192	437	MKS .....	197	442	350 SERIES (DIESEL) .....	204	447
RIO .....	192	437	MKT .....	197	442	350 SERIES (GAS) .....	204	447
RONDO .....	192	437	MKX .....	197	442	380 SERIES (GAS) .....	204	447
SEDONA .....	192	437	MKZ .....	197	442	400 SERIES (GAS) .....	204	447
SEPHIA .....	192	438	NAVIGATOR .....	197	442	420 SERIES (GAS) .....	204	447
SORENTO .....	192	438	TOWN CAR .....	198	442	450 SERIES (GAS) .....	204	447
SOUL .....	192	438	VERSAILLES .....	198	442	500 SERIES (GAS) .....	204	448
SPECTRA .....	193	438	ZEPHYR .....	198	442	560 SERIES (GAS) .....	205	448
SPORTAGE .....	193	438	<b>LOTUS</b>			600 SERIES (GAS) .....	205	448
<b>LADA</b>			ECLAT .....	198	442	B CLASS .....	205	448
1300 .....	193	438	ELAN .....	198		C CLASS .....	205	448
NIVA .....	193	438				CL CLASS .....	205	448
SAMARA .....	193	438				CLK CLASS .....	206	449
						CLS CLASS .....	206	449

# MAKE-MODEL INDEX / INDEX DES MARQUES-MODÈLES / ÍNDICE DE MARCA-MODELO

MAKE / MODEL MARQUE/MODÈLE MARCA/MODELO	ALT PAGE	STR PAGE	MAKE / MODEL MARQUE/MODÈLE MARCA/MODELO	ALT PAGE	STR PAGE	MAKE / MODEL MARQUE/MODÈLE MARCA/MODELO	ALT PAGE	STR PAGE
<b>MERCEDES BENZ - continued</b>			<b>MITSUBISHI</b>			<b>NISSAN</b>		
E CLASS	206	449	3000 GT	222	460	XTERRA	231	471
G CLASS	207	449	CORDIA	222	461	X-TRAIL	231	472
GL CLASS	207	449	DIAMANTE	222	461	<b>OLDSMOBILE</b>		
GLK CLASS	207	450	ECLIPSE	223	461	98	232	472
ML CLASS	207	450	ENDEAVOR	223	461	442	234	472
R CLASS	208	450	EXPO	223	461	ACHIEVA	234	472
S CLASS	208	450	GALANT	223	462	ALERO	234	472
SL CLASS	209	451	LANCER	224	462	ALERO	234	472
SLK CLASS	209	451	MIRAGE	224	463	AURORA	234	473
SLR MCLAREN	210	451	MONTERO	224	463	BRAVADA	234	473
SPRINTER VAN	210		OUTLANDER	225	463	CUSTOM CRUISER	234	473
<b>MERCURY</b>			PICKUP	225	463	CUTLASS	235	473
BOBCAT	210	451	PRECIS	225	464	CUTLASS CALAIS	238	474
BREEZEWAY	210	451	RAIDER	225	464	CUTLASS CIERA	239	474
BROUGHAM	210	452	SIGMA	225	464	DELMONT 88	241	475
CALIENTE	210	452	STARION	225	464	DELTA 88	241	475
CAPRI	210	452	TREDIA	225	464	DYNAMIC	243	476
COLONY PARK	211	452	VAN	226	464	F85	243	476
COMET	212	453	<b>NISSAN</b>			FIESTA	243	
COMMUTER	212	453	200SX	226	465	FIRENZA	243	476
COUGAR	213	454	210	226	465	INTRIGUE	244	476
COUNTRY CRUISER	214	455	240SX	226	465	JETSTAR 88	244	476
CYCLONE	214	455	240Z	226	465	LSS	244	476
LN7	214	455	260Z	226	465	OMEGA	244	476
LYNX	214	455	280Z, 280ZX	226	465	SILHOUETTE	245	477
MARAUDER	214	455	300ZX	226	465	STARFIRE	245	477
MARINER	215	455	310	227	466	SUPER 88	245	
MARQUIS	215	455	311	227	466	TORONADO	245	477
METEOR	216	456	350Z	227	466	VISTA CRUISER	246	477
MILAN	216	456	370Z	227	466	OLDER MODELS	247	477
MONARCH	216	456	410, 411	227	466	<b>OPEL</b>		
MONTCLAIR	217	457	510	227	466	1900	247	
MONTEGO	217	457	520, 521 PICKUP	227	466	CALIBRA		477
MONTEREY	217	457	610	227	466	GT	247	
MOUNTAINEER	218	458	620 PICKUP	227	466	ISUZU BUILT MODELS	247	477
MYSTIQUE	218	458	710	227	466	KADETT	247	
PARKLANE	218	458	720 PICKUP	227	466	MANTA	247	
SABLE	219	458	810	227	467	OMEGA		477
TOPAZ	219	458	1200	227	467	RALLYE	247	
TRACER	220	458	ALTIMA	227	467	VECTRA		477
VILLAGER CAR	220	459	ARMADA	228	467	<b>PEUGEOT</b>		
VILLAGER VAN	220	459	AXXESS	228	467	404		477
VOYAGER	220	459	B210	228	467	405	247	477
ZEPHYR	220	459	CUBE	228	467	504	247	478
OLDER MODELS	221	459	D21 PICKUP	228	468	505	247	478
<b>MERKUR</b>			F10	228	468	604	248	478
SCORPIO	221	459	FRONTIER PICKUP	228	468	<b>PLYMOUTH</b>		
XR4TI	221	460	MAXIMA	228	468	ACCLAIM	248	478
<b>MG</b>			MICRA	229	469	ARROW	248	478
1100 SEDAN	221		MULTI	229	469	ARROW PICKUP	248	478
1300	221	460	MURANO	229	469	BARRACUDA	248	479
MGA	221	460	NV1500	229	469	BELVEDERE	249	479
MGB	221	460	NV2500	229	469	BREEZE	250	479
MGC	221		NV3500	229	469	CARAVELLE	250	479
MG-TD		460	NX	229	469	CHAMP	250	479
MG-TF		460	PATHFINDER	229	469	COLT	250	479
MIDGET	221	460	PULSAR	230	469	CONQUEST	251	480
<b>MINI</b>			QUEST VAN	230	470	CRICKET	251	480
COOPER	222	460	ROGUE	230	470	CUDA	251	480
COOPER CLUBMAN	222	460	SENTRA	230	470	CUSTOM	251	480
			STANZA	231	471	DUSTER	252	480
			TITAN	231	471	EXPO	252	481
			VAN	231	471			
			VERSA	231	471			

# MAKE-MODEL INDEX / INDEX DES MARQUES-MODÈLES / ÍNDICE DE MARCA-MODELO

MAKE / MODEL MARQUE/MODÈLE MARCA/MODELO	ALT PAGE	STR PAGE	MAKE / MODEL MARQUE/MODÈLE MARCA/MODELO	ALT PAGE	STR PAGE	MAKE / MODEL MARQUE/MODÈLE MARCA/MODELO	ALT PAGE	STR PAGE
<b>PLYMOUTH - continued</b>			<b>PONTIAC - continued</b>			<b>STERLING</b>		
FLEET SPECIAL	.252	481	TEMPEST	.278	493	825	.286	499
FURY	.252	481	TORRENT	.279	493	827	.286	499
GRAN FURY	.253	481	TRANS SPORT	.279	493	<b>STUDEBAKER</b>		
GTX	.253	481	VENTURA	.279	494	CHAMPION	.286	
HORIZON	.254	481	VIBE	.280	494	COMMANDER	.286	499
LASER	.254	482	WAVE	.280	494	CRUISER		499
NEON	.254	482	OLDER MODELS	.280	494	DAYTONA		499
PROWLER	.254	482	<b>PORSCHE</b>			FLIGHT HAWK	.286	
RELIANT	.254	482	911 SERIES	.280	494	GOLDEN HAWK	.286	
ROADRUNNER	.255	482	912	.281	495	HAWK	.286	
SAPPORO	.255	482	914	.281	495	LARK	.286	
SATELLITE	.256	482	924	.281	495	POWER HAWK	.286	
SAVOY	.256	482	928	.281	495	PRESIDENT	.287	
SCAMP (CAR)	.256	483	930	.281	495	SILVER HAWK	.287	
SCAMP (TRUCK)	.257	483	944	.281	495	SKY HAWK	.287	
SPORT WAGON	.257	483	968	.282	495	WAGONAIRE		499
SUBURBAN	.257	483	BOXSTER	.282	495	<b>SUBARU</b>		
SUNDANCE	.257	483	CARRERA GT	.282	496	1100	.287	499
TRAILDUSTER	.258	483	CAYENNE	.282	496	1600	.287	499
TURISMO	.258	483	CAYMAN	.282	496	B9 TRIBECA	.287	500
VALIANT	.258	483	<b>RENAULT</b>			BAJA	.287	500
VIP	.259	484	ALLIANCE	.282	496	BRAT	.287	500
VOLARE	.259	484	ENCORE	.282	496	DELUXE	.287	500
VOYAGER	.259	484	FUEGO	.283	496	DL	.287	500
OLDER MODELS	.260	484	GTA	.283	496	FE	.287	500
<b>PONTIAC</b>			LECAR	.283	496	FORESTER	.287	500
6000	.261	485	R10		497	GF, GL SEDAN, COUPE, WAGON	.287	500
ACADIAN	.262	485	R-18 / R-18i	.283	497	IMPREZA	.288	501
ASTRE	.262	485	SPORTWAGON	.283	497	JUSTY	.288	501
AZTEK	.262	485	<b>SAAB</b>			LEGACY	.288	501
BONNEVILLE	.262	485	9-2X	.283	497	LOYALE	.288	502
CATALINA	.264	486	9-3	.283	497	OUTBACK	.288	502
CHIEFTAIN	.265	487	9-5	.283	497	SVX	.289	502
EXECUTIVE	.266	487	9-7X	.284	497	TRIBECA	.289	502
FIERO	.266	487	95	.284		XT	.289	502
FIREBIRD	.266	487	96	.284		<b>SUNBEAM</b>		
FIREFLY	.268	488	99	.284	497	ALPINE	.289	502
G3	.268	488	900	.284	497	ARROW	.289	
G5	.268	488	9000	.284	497	<b>SUZUKI</b>		
G6	.269	488	SONETT	.284		AERIO	.289	502
G8	.269	488	<b>SATURN</b>			EQUATOR	.289	502
GRAND AM	.269	488	ASTRA	.285	498	ESTEEM	.289	502
GRAND PRIX	.270	489	AURA	.285	498	FORENZA	.289	502
GRAND SAFARI	.272	489	ION	.285	498	FORSA	.289	503
GRANDVILLE	.272	490	L SERIES	.285	498	GRAND VITARA	.289	503
GTO	.272	490	OUTLOOK	.285	498	KIZASHI		503
J-2000	.272	490	RELAY	.285	498	LJ81	.289	
LAURENTIAN	.273	490	SC SERIES	.285	498	RENO	.289	503
LEMANS	.273	490	SKY	.285	498	SAMURAI	.289	503
MONTANA	.275	491	SL SERIES	.285	498	SIDEKICK	.290	503
OPTIMA	.275	491	SW SERIES	.285	498	SJ410	.290	503
PARISIENNE	.275	491	VUE	.285	499	SJ413	.290	503
PHOENIX	.276	492	<b>SCION</b>			SWIFT	.290	503
PURSUIT	.277	492	TC	.286	499	SX4	.290	503
SAFARI	.277	492	XA	.286	499	VERONA	.290	503
SOLSTICE	.277	492	XB	.286	499	VITARA	.290	503
STAR CHIEF	.277	492	XD	.286	499	X-90	.290	504
STREAMLINER	.277		<b>SMART</b>			XL-7	.290	504
SUNBIRD	.277	492	FORTWO	.286	499	<b>TOYOTA</b>		
SUNBURST	.278	493						
SUNFIRE	.278	493						
SUNRUNNER	.278	493						
SUPER CHIEF	.278	493						
T-1000	.278	493						

## MAKE-MODEL INDEX / INDEX DES MARQUES-MODÈLES / ÍNDICE DE MARCA-MODELO

MAKE / MODEL MARQUE/MODÈLE MARCA/MODELO	ALT PAGE	STR PAGE	MAKE / MODEL MARQUE/MODÈLE MARCA/MODELO	ALT PAGE	STR PAGE	MAKE / MODEL MARQUE/MODÈLE MARCA/MODELO	ALT PAGE	STR PAGE
<b>TOYOTA</b>			<b>VOLKSWAGEN</b>					
AVALON .....	291	504	TIGUAN .....	310	520			
CAMRY .....	291	504	TOUAREG .....	311	520			
CARINA .....	291	505	TRANSPORTER .....	311	520			
CELICA .....	292	505	TYPE 181 (THING) .....	311	520			
COROLLA .....	292	506	TYPE II (MINI BUS) .....	311	520			
CORONA .....	293	507	TYPE III .....	311	521			
CRESSIDA .....	293	507	TYPE IV .....	311	521			
CROWN .....	293	507	VANAGON .....	311	521			
ECHO .....	293	507	<b>VOLVO</b>					
FJ CRUISER .....	293	507	120 SERIES .....		521			
HIGHLANDER .....	294	507	140 SERIES .....	312	521			
LAND CRUISER .....	294	508	160 SERIES .....	312	521			
MATRIX .....	294	508	240 SERIES .....	312	521			
MR2 .....	294	508	260 SERIES .....	312	522			
PASEO .....	295	508	544 SERIES .....		522			
PICKUP .....	296	509	740 SERIES .....	312	522			
PREVIA .....	296	509	760 SERIES .....	313	522			
RAV4 .....	296	509	780 SERIES .....	313	522			
SEQUOIA .....	296	509	850 SERIES .....	313	522			
SIENNA .....	297	509	940 SERIES .....	313	522			
SOLARA .....	297	510	960 SERIES .....	313	522			
STARLET .....	297	510	1800 SERIES .....	313	522			
SUPRA .....	297	510	C30 .....	313	522			
T-100 PICKUP .....	297	510	C70 .....	313	522			
TACOMA PICKUP .....	297	510	S40 .....	314	523			
TERCEL .....	298	510	S60 .....	314	523			
TUNDRA PICKUP .....	298	511	S70 .....	314	523			
VAN .....	299	511	S80 .....	314	523			
VENZA .....	299	511	S90 .....	315	523			
YARIS .....	299	511	V40 .....	315	523			
<b>TRIUMPH</b>			V50 .....	315	523			
GT6 .....	299	511	V70 .....	315	523			
HERALD .....	299		V90 .....	315	523			
SPITFIRE .....	299	511	XC60 .....	315	523			
TR2 .....	299		XC70 .....	315	523			
TR3 .....	299		XC90 .....	316	524			
TR4 .....	299		<b>YUGO</b>					
TR4A .....	300		CABRIO .....	316	524			
TR6 .....	300	511	GV SERIES .....	316	524			
TR7 .....	300							
TR8 .....	300							
TR250 .....	300	511						
<b>VOLKSWAGEN</b>								
BEETLE .....	300	514						
CABRIO .....	301	514						
CABRIOLET .....	301	514						
CC .....	301	515						
CORRADO .....	301	515						
DASHER .....	301	515						
EOS .....	302	515						
EUROVAN .....	302	515						
FOX .....	302	515						
GOLF .....	302	516						
GTI .....	304	517						
JETTA .....	305	517						
KARMANN GHIA .....	307	518						
PASSAT .....	307	518						
PHAETON .....	309	519						
QUANTUM .....	309	519						
R32 .....	309	519						
RABBIT .....	309	519						
ROUTAN .....	310	520						
SCIROCCO .....	310	520						



# ALTERNATORS / ALTERNATEURS / ALTERNADORES

Liter Litre Litro	Year Année Año	Options Options Opciones	Mfg.	Amp	Reman	New Nouveau Nuevo
<b>ACURA</b>						
<b>CL</b>						
2.2L	97		ND	90	13538	N13538
2.3L	99-98		ND	80	13767	N13767
3.0L	99-97		DR	105	8220	N8220
3.2L	03-01	Exc Type S Models	ND	105	13835	N13835
		Type S Models	ND	130	13769	N13769
<b>CSX</b>						
2.0L	08-06		ND	105	13980	N13980
<b>EL</b>						
1.6L	01-97		MI	70	13330	
1.7L	05-01		MI	70	13893	N13893
<b>INTEGRA</b>						
<i>NOTE: LOAD RESPONSE CONTROL IS A DELAY TIME BUILT INTO THE REGULATOR FOR A SMOOTHER TRANSITION BETWEEN NO CHARGE AND HEAVY CHARGE RATES. BEGINNING IN 1998, THE SHAPE OF THE PLUG CHANGED FROM ROUND TO SQUARE IN MANY OF THE ALTERNATORS USED ON ACURA.</i>						
1.6L	89-88		ND	55	13508	
	87-86		ND	60	14759	
1.7L	93-92		ND	65	13433	
1.8L	01-98	Exc VTEC, Canada	ND	95	11101	
		Exc VTEC, USA	ND	90	13677	N13677
		VTEC, GS-R Models, Canada	ND	95	11101	
		VTEC, GS-R Models, USA	ND	90	13677	N13677
	97-96	Canada	ND	95	11101	
		USA	ND	90	13677	N13677
	95-94	Canada	ND	90	11100	
		USA	ND	90	13529	N13529
93-92		ND	65	13433		
91-90		ND	65	13326	N13326	
<b>LEGEND</b>						
2.5L	87-86		ND	70	14931	N14931
2.7L	90-87		ND	70	14931	N14931
3.2L	95-91		ND	110	13387	
<b>MDX</b>						
3.5L	06		ND	130	11151	
	05		ND	130	11150	N11150
	04-03		ND	130	11099	
	02-01		ND	130	13918	N13918
3.7L	12-10		ND	130	11391	
	09-07		ND	130	11151	
<b>NSX</b>						
3.0L	05-95		ND	120	13714	
	94-91		ND	110	13386	
3.2L	05-97		ND	120	13714	
<b>RDX</b>						
2.3L	12-07		ND	110	11154	
<b>RL</b>						
3.5L	08-05		ND	130	11151	
	04-96		ND	110	13675	N13675
3.7L	12-09		ND	130	11391	
<b>RSX</b>						
2.0L	06-02	Exc Type S Models	MI	90	13966	N13966
		Type S Models	ND	95	13965	
<b>SLX</b>						
3.2L	97-96		ND	75	13739	
3.5L	99-98		ND	75	13837	

## ALTERNATORS / ALTERNATEURS / ALTERNADORES

Liter Litre Litro	Year Année Año	Options Options Opciones	Mfg.	Amp	Reman	New Nouveau Nuevo
<b>ACURA - continued</b>						
<b>TL</b>						
2.5L	98-97		ND	110	13737	
	96-95	NDenso Unit	ND	110	13684	
3.2L	08-06		ND	130	11151	
	05		ND	130	11150	N11150
	04		ND	130	11099	
	03-02	Exc Type S Models	ND	105	13835	N13835
		Type S Models	ND	130	13769	N13769
	01-99		ND	105	13835	N13835
98-97		ND	110	13738		
3.5L	12-09		ND	130	11391	
	08-07		ND	130	11151	
3.7L	12-09		ND	130	11391	
<b>TSX</b>						
2.4L	12-09		ND	130	11390	N11390
	08-04		ND	105	13980	N13980
3.5L	12-10		ND	130	11391	
<b>VIGOR</b>						
2.5L	94-92		ND	100	13395	
<b>ZDX</b>						
3.7L	12-10		ND	130	11391	
<b>ALFA ROMEO</b>						
<b>164</b>						
3.0L	98-93		BO	120	13617	
	92-91	Std	BO	85	13375	
		Opt	BO	115	13242	
<b>2600</b>						
2.0L	93		BO	70	13248	
<b>ALFETTA</b>						
2.0L	80		BO	45	13069	
	77-75		BO	45	13069	
<b>BERLINA</b>						
1.8L	72		BO	45	13069	
2.0L	75-72		BO	45	13069	
<b>GT VELOCE</b>						
2.0L	75-72		BO	45	13069	
<b>GTV, GTV-6</b>						
2.5L	86-81		BO	65	14395	
<b>MILANO</b>						
2.5L	89-86		BO	65	14395	
3.0L	89-87		BO	70	13248	
<b>SPIDER</b>						
2.0L	94-90		BO	70	13248	
	89-81		BO	65	14395	
	80-72		BO	45	13069	
<b>SPORT</b>						
2.0L	79-78		BO	65	14395	
<b>SPRINT</b>						
2.0L	79-77		BO	65	14395	

## ALTERNATORS / ALTERNATEURS / ALTERNADORES

Liter Litre Litro	Year Année Año	Options Options Opciones	Mfg.	Amp	Reman	New Nouveau Nuevo
<b>AMC</b>						
<b>AMBASSADOR</b>						
3.3L (199) L6	67-66	Std	MO	37	7091	
		Opt	MO	55	7395	
3.8L (232) L6	70	Delco Unit	DR	55	7122	
		Motorola Unit, Std	MO	37	7091	
		Motorola Unit, Opt	MO	55	7395	
	69-65	Std	MO	37	7091	
		Opt	MO	55	7395	
4.2L (258) L6	71	Std	MO	37	7427	
		Opt	MO	55	7429	
4.7L (287) V8	67-63	Delco Unit	DR	60	7111	
		Motorola Unit, Std	MO	37	7091	
		Motorola Unit, Opt	MO	55	7395	
4.8L (290) V8	69-67	Std	MO	37	7091	
		Opt	MO	55	7395	
5.0L (304) V8	74-73	Std	MO	37	7427	
		Opt	MO	55	7429	
	72-71	Delco Unit	DR	55	7122	
		Motorola Unit, Std	MO	37	7427	
		Motorola Unit, Opt	MO	55	7429	
	70	Delco Unit	DR	55	7122	
		Motorola Unit, Std	MO	37	7091	
		Motorola Unit, Opt	MO	55	7395	
	5.4L (327) V8	66-65	Std	MO	37	7091
Opt			MO	55	7395	
5.6L (343) V8	69-67	Std	MO	37	7091	
		Opt	MO	55	7395	
5.9L (360) V8	74-73	Std	MO	37	7427	
		Opt	MO	55	7429	
	72-71	Delco Unit	DR	55	7122	
		Motorola Unit, Std	MO	37	7427	
		Motorola Unit, Opt	MO	55	7429	
	70	Std	MO	37	7091	
Opt		MO	55	7395		
6.4L (390) V8	70-67	Std	MO	37	7091	
		Opt	MO	55	7395	
6.6L (401) V8	74-73	Std	MO	37	7427	
		Opt	MO	55	7429	
	72-71	Delco Unit	DR	55	7122	
		Motorola Unit, Std	MO	37	7427	
		Motorola Unit, Opt	MO	55	7429	
<b>AMERICAN</b>						
3.2L (196) L6	66-63	Delco Unit	DR	60	7111	
		Motorola Unit, Std	MO	37	7091	
		Motorola Unit, Opt	MO	55	7395	
	62-60	w/Generator, Std, 20 Amps	DR	20	10240	
		w/Generator, Opt, 30 Amps	DR	30	9005	
	59-58	Opt	DR	30	9005	
3.3L (199) L6	68-67	Std	MO	37	7091	
		Opt	MO	55	7395	
	66	Delco Unit	DR	60	7111	
		Motorola Unit, Std	MO	37	7091	
		Motorola Unit, Opt	MO	55	7395	
	65-64	Std	MO	37	7091	
Opt		MO	55	7395		
3.8L (232) L6	68-64	Std	MO	37	7091	
		Opt	MO	55	7395	
4.7L (287) V8	66-63	Std	MO	37	7091	
		Opt	MO	55	7395	



## ALTERNATORS / ALTERNATEURS / ALTERNADORES

Liter Litre Litro	Year Année Año	Options Options Opciones	Mfg.	Amp	Reman	New Nouveau Nuevo
<b>AMC - continued</b>						
<b>AMERICAN - continued</b>						
4.8L (290) V8	69-66	Std	MO	37	7091	
		Opt	MO	55	7395	
5.6L (343) V8	67	Std	MO	37	7091	
		Opt	MO	55	7395	
<b>AMX</b>						
4.2L (258) L6	80-78		DR	63	7127-9	N7127-9
4.8L (290) V8	69-68	Std	MO	37	7091	
		Opt	MO	55	7395	
5.0L (304) V8	79		BO	65	13108	
	78	1-Groove Pulley	FD	60	7078	
		2-Groove Pulley	FD	60	7078	
	74-72	Std	MO	37	7427	
		Opt	MO	55	7429	
5.6L (343) V8	69-68	Std	MO	37	7091	
		Opt	MO	55	7395	
5.9L (360) V8	74-71	Std	MO	37	7427	
		Opt	MO	55	7429	
	70	Std	MO	37	7091	
		Opt	MO	55	7395	
6.4L (390) V8	70-68	Std	MO	37	7091	
		Opt	MO	55	7395	
6.6L (401) V8	74-71	Std	MO	37	7427	
		Opt	MO	55	7429	
<b>CLASSIC</b>						
3.2L (196) L6	66-63	Delco Unit	DR	60	7111	
		Motorola Unit, Std	MO	37	7091	
		Motorola Unit, Opt	MO	55	7395	
	62-60	w/Generator, Std, 20 Amps	DR	20	10240	
		w/Generator, Opt, 30 Amps	DR	30	9005	
3.3L (199) L6	68-67	Std	MO	37	7091	
		Opt	MO	55	7395	
	66-65	Delco Unit	DR	60	7111	
		Motorola Unit, Std Motorola Unit, Opt	MO	37 55	7091 7395	
	64	Std	MO	37	7091	
		Opt	MO	55	7395	
3.8L (232) L6	68-64	Std	MO	37	7091	
		Opt	MO	55	7395	
4.7L (287) V8	66-63	Std	MO	37	7091	
		Opt	MO	55	7395	
4.8L (290) V8	69-66	Std	MO	37	7091	
		Opt	MO	55	7395	
5.4L (327) V8	66		MO	37	7091	
	65	Std	MO	37	7091	
		Opt	MO	55	7395	
5.6L (343) V8	69-65	Std	MO	37	7091	
		Opt	MO	55	7395	
<b>CONCORD</b>						
2.0L (121) L4	79-78		BO	65	13108	
2.5L (151) L4	82-81	Std	DR	63	7127-9	N7127-9
		Opt HD	DR	85	7134-9	
	80		DR	63	7127-9	N7127-9
3.8L (232) L6	79-78		DR	63	7127-9	N7127-9
4.2L (258) L6	83	w/9:00 Alt Plug, Std	DR	63	7127-9	N7127-9
		w/9:00 Alt Plug, Opt	DR	78	7273-9	N7273-9
		w/12:00 Alt Plug	DR	78	7273-12	N7273-12

## ALTERNATORS / ALTERNATEURS / ALTERNADORES

Liter Litre Litro	Year Année Año	Options Options Opciones	Mfg.	Amp	Reman	New Nouveau Nuevo
<b>AMC - continued</b>						
<b>CONCORD - continued</b>						
4.2L (258) L6	82-81	Std Opt HD	DR	63	7127-9	N7127-9
	80-78		DR	63	7127-9	N7127-9
5.0L (304) V8	79		BO	65	13108	
	78	1-Groove Pulley 2-Groove Pulley	FD FD	60 60	7078 7078	
<b>CUSTOM</b>						
3.2L (196) L6	62-61		DR	30	9005	
<b>DELUXE</b>						
3.2L (196) L6	62-61		DR	30	9005	
<b>EAGLE</b>						
2.5L (150) L4	84	w/9:00 Alt Plug	DR	78	7273-9	N7273-9
		w/12:00 Alt Plug	DR	78	7273-12	N7273-12
	83	VIN U, 1-bbl Carb	DR	78	7273-9	N7273-9
2.5L (151) L4	83	VIN B, 2-bbl Carb, Std	DR	63	7127-9	N7127-9
		VIN B, 2-bbl Carb, Opt	DR	78	7273-9	N7273-9
4.2L (258) L6	88-84	w/9:00 Alt Plug	DR	78	7273-9	N7273-9
		w/12:00 Alt Plug	DR	78	7273-12	N7273-12
	83	w/9:00 Alt Plug, Std	DR	63	7127-9	N7127-9
		w/9:00 Alt Plug, Opt	DR	78	7273-9	N7273-9
82-81	Std	DR	63	7127-9	N7127-9	
	Opt	DR	85	7134-9		
4.2L (258) L6	88-84	w/9:00 Alt Plug	DR	78	7273-9	N7273-9
		w/12:00 Alt Plug	DR	78	7273-12	N7273-12
	83	w/9:00 Alt Plug, Std	DR	63	7127-9	N7127-9
		w/9:00 Alt Plug, Opt	DR	78	7273-9	N7273-9
82-81	Std	DR	63	7127-9	N7127-9	
	Opt HD	DR	85	7134-9		
80		DR	63	7127-9	N7127-9	
<b>GREMLIN</b>						
2.0L (121) L4	78-77		BO	65	13108	
3.3L (199) L6	70	Std	MO	37	7091	
		Opt	MO	55	7395	
3.8L (232) L6	78-76		DR	63	7127-9	N7127-9
	75-71	Std	MO	37	7427	
		Opt	MO	55	7429	
70	Std	MO	37	7091		
	Opt	MO	55	7395		
4.2L (258) L6	78-76		DR	63	7127-9	N7127-9
	75-71	Std	MO	37	7427	
		Opt	MO	55	7429	
5.0L (304) V8	76	1-Groove Pulley	FD	60	7078	
		2-Groove Pulley	FD	60	7078	
	75-72	Std	MO	37	7427	
		Opt	MO	55	7429	
<b>HORNET</b>						
3.3L (199) L6	70	Std	MO	37	7091	
		Opt	MO	55	7395	
3.8L (232) L6	77-76		DR	63	7127-9	N7127-9
	75-71	Std	MO	37	7427	
		Opt	MO	55	7429	
70	Std	MO	37	7091		
		Opt	MO	55	7395	
4.2L (258) L6	77-76		DR	63	7127-9	N7127-9
	75-71	Std	MO	37	7427	
Opt		MO	55	7429		
5.0L (304) V8	77-76	1-Groove Pulley	FD	60	7078	
		2-Groove Pulley	FD	60	7078	
	75-71	Std	MO	37	7427	
		Opt	MO	55	7429	

## ALTERNATORS / ALTERNATEURS / ALTERNADORES

Liter Litre Litro	Year Année Año	Options Options Opciones	Mfg.	Amp	Reman	New Nouveau Nuevo
<b>AMC - continued</b>						
<b>HORNET - continued</b>						
5.0L (304) V8	70	Std	MO	37	7091	
		Opt	MO	55	7395	
5.9L (360) V8	74-71	Std	MO	37	7427	
		Opt	MO	55	7429	
<b>JAVELIN</b>						
3.8L (232) L6	74-71	Std	MO	37	7427	
		Opt	MO	55	7429	
	70-68	Std	MO	37	7091	
		Opt	MO	55	7395	
4.2L (258) L6	74-71	Std	MO	37	7427	
		Opt	MO	55	7429	
4.8L (290) V8	69-68	Std	MO	37	7091	
		Opt	MO	55	7395	
5.0L (304) V8	74-71	Std	MO	37	7427	
		Opt	MO	55	7429	
	70	Std	MO	37	7091	
		Opt	MO	55	7395	
5.6L (343) V8	69-68	Std	MO	37	7091	
		Opt	MO	55	7395	
5.9L (360) V8	74-71	Std	MO	37	7427	
		Opt	MO	55	7429	
	70	Std	MO	37	7091	
		Opt	MO	55	7395	
6.4L (390) V8	70-68	Std	MO	37	7091	
		Opt	MO	55	7395	
6.6L (401) V8	74-71	Std	MO	37	7427	
		Opt	MO	55	7429	
<b>MARLIN</b>						
3.3L (199) L6	67	Std	MO	37	7091	
		Opt	MO	55	7395	
	66	Delco Unit	DR	60	7111	
		Motorola Unit, Std	MO	37	7091	
		Motorola Unit, Opt	MO	55	7395	
3.8L (232) L6	67-65	Std	MO	37	7091	
		Opt	MO	55	7395	
4.7L (287) V8	66-65	Std	MO	37	7091	
		Opt	MO	55	7395	
4.8L (290) V8	67-65	Std	MO	37	7091	
		Opt	MO	55	7395	
5.4L (327) V8	66	Std	MO	37	7091	
		Opt	MO	55	7395	
	65		MO	37	7091	
5.6L (343) V8	67-66	Std	MO	37	7091	
		Opt	MO	55	7395	
<b>MATADOR</b>						
3.8L (232) L6	74-71	Std	MO	37	7427	
		Opt	MO	55	7429	
4.2L (258) L6	78-76		DR	63	7127-9	N7127-9
	75-71	Std	MO	37	7427	
		Opt	MO	55	7429	
5.0L (304) V8	77-76	1-Groove Pulley	FD	60	7078	
		2-Groove Pulley	FD	60	7078	
	75-71	Std	MO	37	7427	
		Opt	MO	55	7429	

## ALTERNATORS / ALTERNATEURS / ALTERNADORES

Liter Litre Litro	Year Année Año	Options Options Opciones	Mfg.	Amp	Reman	New Nouveau Nuevo
<b>AMC - continued</b>						
<b>MATADOR - continued</b>						
5.9L (360) V8	78-76	1-Groove Pulley 2-Groove Pulley	FD	60	7078	
			FD	60	7078	
	75-71	Std	MO	37	7427	
		Opt	MO	55	7429	
6.6L (401) V8	76-71	Std	MO	37	7427	
		Opt	MO	55	7429	
<b>PACER</b>						
3.8L (232) L6	78-76		DR	63	7127-9	N7127-9
	75	Std Opt	MO MO	37 55	7427 7429	
4.2L (258) L6	80-76		DR	63	7127-9	N7127-9
	75	Std Opt	MO MO	37 55	7427 7429	
5.0L (304) V8	79		BO	65	13108	
	78	1-Groove Pulley 2-Groove Pulley	FD FD	60 60	7078 7078	
<b>RAMBLER</b>						
3.3L (199) L6	69	Std	MO	37	7091	
		Opt	MO	55	7395	
3.8L (232) L6	69	Std	MO	37	7091	
		Opt	MO	55	7395	
4.8L (290) V8	69	Std	MO	37	7091	
		Opt	MO	55	7395	
5.4L (327) V8	69	Std	MO	37	7091	
		Opt	MO	55	7395	
5.6L (343) V8	69	Std	MO	37	7091	
		Opt	MO	55	7395	
6.4L (390) V8	69	Std	MO	37	7091	
		Opt	MO	55	7395	
<b>REBEL</b>						
3.3L (199) L6	67		MO	37	7091	
	66	Std Opt	MO MO	37 55	7091 7395	
3.8L (232) L6	70-67	Std	MO	37	7091	
		Opt	MO	55	7395	
4.8L (290) V8	69-67	Std	MO	37	7091	
		Opt	MO	55	7395	
5.0L (304) V8	70	Std Opt	MO MO	37 55	7091 7395	
5.1L (309) V8	69	Std	MO	37	7091	
		Opt	MO	55	7395	
5.6L (343) V8	69-67	Std	MO	37	7091	
		Opt	MO	55	7395	
5.9L (360) V8	70	Std	MO	37	7091	
		Opt	MO	55	7395	
6.4L (390) V8	70-68	Std	MO	37	7091	
		Opt	MO	55	7395	
<b>ROGUE</b>						
3.3L (199) L6	67		MO	37	7091	
3.8L (232) L6	67		MO	37	7091	
5.6L (343) V8	67		MO	37	7091	
<b>SPIRIT</b>						
2.0L (121) L4	79		BO	65	13108	
2.5L (151) L4	82-81	Std	DR	63	7127-9	N7127-9
		Opt HD	DR	85	7134-9	
	80		DR	63	7127-9	N7127-9

# ALTERNATORS / ALTERNATEURS / ALTERNADORES

Liter Litre Litro	Year Année Año	Options Options Opciones	Mfg.	Amp	Reman	New Nouveau Nuevo
<b>AMC - continued</b>						
<b>SPIRIT - continued</b>						
3.8L (232) L6	79		DR	63	7127-9	N7127-9
4.2L (258) L6	83	w/9:00 Alt Plug, Std	DR	63	7127-9	N7127-9
		w/9:00 Alt Plug, Opt	DR	78	7273-9	N7273-9
		w/12:00 Alt Plug	DR	78	7273-12	N7273-12
	82-81	Std	DR	63	7127-9	N7127-9
		Opt HD	DR	85	7134-9	
	80-79		DR	63	7127-9	N7127-9
5.0L (304) V8	79		BO	65	13108	
<b>SUPER SIX</b>						
3.2L (196) L6	62-61		DR	30	9005	
<b>ASUNA</b>						
<b>GT</b>						
1.6L	93		DR	65	7929	
<b>SE</b>						
1.6L	93		DR	65	7929	
<b>SUNFIRE</b>						
1.8L	93-92	w/AT	ND	80	13424	
		w/MT	ND	80	13424	
<b>SUNRUNNER</b>						
1.6L	93-92		MI,ND	55	13336	N13336
<b>AUDI</b>						
1. OFTEN BOTH A BOSCH AND A VALEO ALTERNATOR WILL BE USED IN THE SAME AUDI APPLICATIONS. WHEN THIS HAPPENS, THE UNITS SHOULD INTERCHANGE, IF THE AMPERAGE MATCHES, AND THE UNITS ARE SUPPLIED WITH THE PROPER PULLEY AND REAR PLASTIC COVER.						
2. LATE MODEL APPLICATIONS MAY USE A PULLEY THAT IS GENERICALLY CALLED A "CLUTCH STYLE", ALTHOUGH THERE ARE VARIATIONS OF THIS TYPE OF PULLEY THAT DO WORK A LITTLE DIFFERENTLY. UNITS REQUIRING A "CLUTCH STYLE" PULLEY (IN ANY FORM) SHOULD NOT BE REPLACED BY SIMILAR UNITS NOT USING THIS PULLEY, AS EXCESSIVE BELT WEAR, AND OTHER PROBLEMS, MAY OCCUR.						
<b>80, 80 QUATTRO</b>						
2.0L	90-88		BO	90	14396	
2.3L	92-88	Std	BO	90	14972	
		Opt	BO	115	13242	
<b>90, 90 QUATTRO</b>						
2.0L	88		BO	90	14396	
2.3L	91-88	Std	BO	90	14972	
		Opt	BO	115	13242	
2.8L	95-92	Std	VA	90	13464	
		Opt	BO	120	13357	
<b>100, 100 QUATTRO</b>						
2.3L	91-89	Std	BO	90	14972	
		Opt	BO	115	13242	
2.8L	94-92	Std	VA	90	13464	
		Opt	BO	120	13357	
<b>100LS</b>						
1.9L	77-75	w/AC	BO	75	14000	
		wo/AC	BO	55	13055	
	74-72		BO	55	13055	
<b>200, 200 QUATTRO</b>						
2.2L	91-90	Std	BO	90	14972	
		Opt	BO	115	13242	
	89	w/DbI Mtg Foot, Std	BO	90	14972	
		w/DbI Mtg Foot, Opt	BO	115	13242	
		w/Sgl Mtg Foot	BO	90	14396	

## ALTERNATORS / ALTERNATEURS / ALTERNADORES

Liter Litre Litro	Year Année Año	Options Options Opciones	Mfg.	Amp	Reman	New Nouveau Nuevo
<b>AUDI - continued</b>						
<b>4000, 4000 QUATTRO</b>						
1.6L	80	w/AC, Bosch Unit	BO	65	13147	
		wo/AC, Bosch Unit	BO	55	13055	
1.6L (Diesel)	83-82	w/AC, Std	BO	75	14603	
		w/AC, Opt	BO	90	14418	
		wo/AC, Bosch Unit	BO	65	14412	
		wo/AC, Motorola Unit	MO	65	14406	
1.7L	83	w/AC, Std	BO	75	14603	
		w/AC, Opt	BO	90	14418	
		wo/AC, Std	BO	55	13055	
		wo/AC, Opt	BO	65	13147	
	82-81	w/AC, Bosch Unit	BO	65	13147	
		wo/AC, Bosch Unit	BO	55	13055	
1.8L	87-84		BO	90	14396	
2.1L	84		BO	90	14396	
	83-80	w/AC, Std	BO	75	14000	
w/AC, Opt		BO	90	13122		
wo/AC		BO	65	13129		
2.2L	87-86		BO	90	14799	
	85		BO	90	13122	
	84		BO	90	14396	
<b>5000, 5000 QUATTRO</b>						
2.0L (Diesel)	83-82	Std	BO	75	14603	
		Opt	BO	90	14418	
	81-79	w/AC, Std	BO	75	14000	
		w/AC, Opt	BO	90	13122	
		wo/AC	BO	65	13129	
2.1L	85-84		BO	90	14396	
	83-82	w/AC, Std	BO	75	14000	
		w/AC, Opt	BO	90	13122	
		wo/AC	BO	65	13147	
81-78	w/AC, Std	BO	75	14000		
		w/AC, Opt	BO	90	13122	
		wo/AC	BO	65	13129	
2.2L	88-85		BO	90	14396	
2.3L	88-87	Std	BO	90	14972	
		Opt	BO	115	13242	
<b>A3</b>						
2.0L	12-10		BO	140	23255	
	09	Bosch Unit	BO	140	23255	
		Valeo Unit	VA	140	23256	
	08	Eng Code BPY, Bosch Unit	BO	140	11134	
		Eng Code BPY, Valeo Unit	VA	140	11149	
		Eng Code CBFA or CCTA, Bosch Unit	BO	140	23255	
		Eng Code CBFA or CCTA, Valeo Unit	VA	140	23256	
	07-06	Bosch Unit	BO	140	11134	
Valeo Unit		VA	140	11149		
2.0L (Diesel)	12-10	Bosch Unit	BO	140	11134	
		Valeo Unit	VA	140	11149	
3.2L	09	Valeo Unit	VA	140	11149	
	08-06	Bosch Unit	BO	140	11134	
			Valeo Unit	VA	140	11149
<b>A4 / A4 QUATTRO</b>						
<i>SEE THE SPECIAL NOTES ABOUT CLUTCH TYPE PULLEYS AT THE BEGINNING OF THE AUDI SECTION.</i>						
1.8L	06-02	Bosch Unit	BO	150	11064	
		Valeo Unit	VA	150	11070	

## ALTERNATORS / ALTERNATEURS / ALTERNADORES

Liter Litre Litro	Year Année Año	Options Options Opciones	Mfg.	Amp	Reman	New Nouveau Nuevo	
<b>AUDI - continued</b>							
<b>A4 / A4 QUATTRO - continued</b>							
1.8L	01-00	Bosch Unit, 70 Amps	BO	70	22971	N13930 N13931	
		Bosch Unit, 90 Amps	BO	90	13921		
		Bosch Unit, 120 Amps	BO	120	13951		
		Valeo Unit, 70 Amps	VA	70	22972		
		Valeo Unit, 90 Amps	VA	90	13930		
		Valeo Unit, 120 Amps	VA	120	13931		
1.8L	99-97	Bosch Unit, 90 Amps	BO	90	13816		
		Bosch Unit, 120 Amps	BO	120	13817		
		Valeo Unit	VA	90	13814		
2.0L	12-10		BO	140	11466		
	09	Exc Cabriolet Models	BO	140	11466		
		Cabriolet Models, Bosch Unit	BO	140	23255		
		Cabriolet Models, Valeo Unit, 140 Amps	VA	140	23256		
		Cabriolet Models, Valeo Unit, 150 Amps	VA	150	11070		
	08-07	Exc Cabriolet Models	VA	150	11070		
		Cabriolet Models, Bosch Unit	BO	140	23255		
		Cabriolet Models, Valeo Unit, 140 Amps	VA	140	23256		
		Cabriolet Models, Valeo Unit, 150 Amps	VA	150	11070		
	06-05	Valeo Unit	VA	150	11070		
2.8L	01	Bosch Unit, 90 Amps	BO	90	13921	N13933	
		Bosch Unit, 120 Amps	BO	120	13922		
		Valeo Unit, 90 Amps	VA	90	13933		
	00-97		BO	120	13357		
		96	Bosch Unit, 120 Amps	BO	120		13357
			Valeo Unit, 90 Amps	VA	90		13464
3.0L	06		VA	150	11161		
	05	From Chassis 8H5007801	VA	150	11161		
		To Chassis 8H500780, Bosch Unit	BO	150	11065		
		To Chassis 8H500780, Valeo Unit	VA	150	11071		
	04-02	Bosch Unit	BO	150	11065		
Valeo Unit		VA	150	11071			
3.2L	09	Exc Cabriolet Models, Bosch Unit	BO	140	11467		
		Cabriolet Models, Bosch Unit	BO	140	11467		
		Cabriolet Models, Valeo Unit	VA	150	11160		
	08-05	Valeo Unit	VA	150	11160		
<b>A5 / A5 QUATTRO</b>							
2.0L	12-10		BO	140	11466		
3.2L	10-08	Bosch Unit	BO	140	11467		
<b>A6 / A6 QUATTRO</b>							
<i>SEE THE SPECIAL NOTES ABOUT CLUTCH TYPE PULLEYS AT THE BEGINNING OF THE AUDI SECTION.</i>							
2.7L	04	Bosch Unit	BO	120	13922		
	03-00	Valeo Unit	VA	120	13932		
2.8L	01-00	Valeo Unit	VA	120	13932	N13932	
	99	Bosch Unit	BO	120	13357	N13932	
		Valeo Unit	VA	120	13932		
	98	Bosch Unit	BO	120	13357		
	97-95	Bosch Unit	BO	120	13357		
Valeo Unit		VA	90	13464			
3.0L	04-02	Bosch Unit	BO	150	11065		
		Valeo Unit	VA	150	11071		
3.2L	09-05	Bosch Unit	BO	180	11222		
		Valeo Unit	VA	180	11162		
4.2L	11-09		HI		11375		
	08-05		HI	190	11213		
	04-00	Bosch Unit	BO	150	11108		
<b>A8 / A8 QUATTRO</b>							
3.7L	99-97	Std	BO	115	13772		
		Opt	BO	150	13773		

# ALTERNATORS / ALTERNATEURS / ALTERNADORES

Liter Litre Litro	Year Année Año	Options Options Opciones	Mfg.	Amp	Reman	New Nouveau Nuevo
<b>AUDI - continued</b>						
<b>A8 / A8 QUATTRO - continued</b>						
4.2L	10-09		HI	190	11213	
	08-06	Hitachi Unit	HI	190	11213	
	05-04		HI	190	11246	
	03-00		BO	150	13773B	
	99-97	Std Opt	BO BO	115 150	13772 13773	
6.0L	09-05		HI	190	11219	
<b>ALLROAD QUATTRO</b>						
<i>SOME OF THE VERY LATE MODELS USE A WATERCOOLED ALTERNATOR. PROPER INSTALLATION OF THIS ALTERNATOR IS CRITICAL.</i>						
2.7L	05-03	Bosch Unit	BO	140	11133	
		Valeo Unit	VA	140	11159	
	02-01	Valeo Unit	VA	120	13932	N13932
4.2L	05-03	Delphi Unit	DR	190	11157	
<b>CABRIOLET</b>						
2.8L	98-97	Bosch Unit	BO	120	13357	
	96-94	Bosch Unit	BO	120	13357	
		Valeo Unit	VA	90	13464	
<b>COUPE GT</b>						
2.1L	84-82	w/AC, 75 Amps	BO	75	14000	
		w/AC, 90 Amps	BO	90	13122	
		wo/AC	BO	65	13147	
	81	w/AC, 75 Amps	BO	75	14000	
		w/AC, 90 Amps	BO	90	13122	
		wo/AC	BO	65	13129	
2.2L	87-86	w/AC	BO	90	14799	
		wo/AC	BO	90	14396	
	85-84	w/2 Mtg Holes	BO	90	13122	
		w/3 Mtg Holes	BO	90	14396	
2.3L	91-90		BO	115	13242	
	87	Adjusting Ear @ 2:00 Adjusting Ear @ 10:00	BO BO	90 90	14799 14396	
<b>COUPE QUATTRO</b>						
2.1L	85	w/AC	BO	90	14418	
		wo/AC	BO	90	14396	
	84-82	w/AC, 75 Amps	BO	75	14000	
		w/AC, 90 Amps	BO	90	13122	
		wo/AC	BO	65	13147	
	81	w/AC, 75 Amps	BO	75	14000	
w/AC, 90 Amps		BO	90	13122		
wo/AC		BO	65	13129		
2.2L	87-86	w/AC	BO	90	14799	
		wo/AC	BO	90	14396	
	85-84	w/2 Mtg Holes	BO	90	13122	
		w/3 Mtg Holes	BO	90	14396	
2.3L	91-90		BO	115	13242	
	87	w/AC wo/AC	BO BO	90 90	14799 14396	
<b>FOX</b>						
1.5L	74-73	Bosch Unit	BO	55	13055	
		Motorola Unit	MO	65	13105	
1.6L	79	Bosch Unit, 55 Amps	BO	55	13055	
		Bosch Unit, 65 Amps	BO	65	13147	
		Motorola Unit	MO	65	13105	
	78-76	w/AC, Bosch Unit	BO	65	13129	
		w/AC, Motorola Unit	MO	65	13106	
		wo/AC, Bosch Unit	BO	55	13055	
	wo/AC, Motorola Unit	MO	65	13105		



## ALTERNATORS / ALTERNATEURS / ALTERNADORES

Liter Litre Litro	Year Année Año	Options Options Opciones	Mfg.	Amp	Reman	New Nouveau Nuevo
<b>AUDI - continued</b>						
<b>FOX - continued</b>						
1.6L	75	Bosch Unit Motorola Unit	BO MO	55 65	13055 13105	
<b>Q5</b>						
2.0L	12-11		BO	140	11466	
3.2L	10-09	Bosch Unit	BO	140	11467	
<b>Q7</b>						
3.6L	08-07		VA	180	11281	
4.2L	08-07		HI	190	11282	
<b>QUATTRO</b>						
2.1L	85	w/AC wo/AC	BO BO	90 90	14418 14396	
	84-82		BO	90	13122	
2.2L	86	Adjusting Ear @ 2:00	BO	90	14799	
		Adjusting Ear @ 10:00	BO	90	14396	
<b>R8</b>						
4.2L	10-08		HI	190	11371	
<b>RS4</b>						
4.2L	08-07		HI	190	11284	
<b>RS6</b>						
4.2L	04-03	Bosch Unit	BO	150	11132	
<b>S4</b>						
<i>SOME OF THE VERY LATE MODELS USE A WATERCOOLED ALTERNATOR. PROPER INSTALLATION OF THIS ALTERNATOR IS CRITICAL.</i>						
2.2L	94-92	Bosch Unit	BO	110	13360	
2.7L	02	Bosch Unit	BO	120	13951	
	01-00	Valeo Unit	VA	120	13932	N13932
3.0L	10	Bosch Unit	BO	140	11466	
4.2L	09-06	Hitachi Unit, 72mm Diameter Pulley	HI	190	11318	
		Hitachi Unit, 77mm Diameter Pulley	HI	190	11211	
	05	Delphi Unit	DR	190	11158	
		Hitachi Unit	HI	190	11211	
04	Delphi Unit	DR	190	11158		
<b>S5</b>						
4.2L	12-08	Valeo Unit	VA	180	11424	
<b>S6</b>						
2.2L	97-96		BO	120	13624	
	95	1st Prod 2nd Prod	BO BO	120 120	13623 13624	
4.2L	03-02		BO	150	11108	
5.2L	11-09		HI	190	11370	
	08-07	Hitachi Unit	HI	190	11283	
<b>S8</b>						
4.2L	03-01		BO	150	13773B	
5.2L	09-07	Hitachi Unit	HI	190	11283	
<b>SUPER 90</b>						
1.8L	72-70	w/Internal Reg	BO	55	13055	
1.9L	72		BO	55	13055	
<b>TT COUPE / QUATTRO</b>						
1.8L	06-02	Bosch Unit	BO	120	13853	N13853
		Hitachi Unit	HI	120	13942	
		Valeo Unit	VA	120	13947	N13947
	01-00	Bosch Unit	BO	120	13853	N13853

## ALTERNATORS / ALTERNATEURS / ALTERNADORES

Liter Litre Litro	Year Année Año	Options Options Opciones	Mfg.	Amp	Reman	New Nouveau Nuevo
<b>AUDI - continued</b>						
<b>TT COUPE / QUATTRO - continued</b>						
2.0L	10	Exc S Models	BO	140	23255	
		S Models, Bosch Unit	BO	140	11134	
		S Models, Valeo Unit	VA	140	11425	
	09	Eng Code BPY, Bosch Unit	BO	140	11134	
		Eng Code BPY, Valeo Unit	VA	140	11149	
		Eng Code CCTA, Bosch Unit	BO	140	23255	
		Eng Code CDMA, Bosch Unit	BO	140	11134	
		Eng Code CDMA, Valeo Unit	VA	140	11149	
	08	Eng Code BPY, Bosch Unit	BO	140	11134	
Eng Code BPY, Valeo Unit		VA	140	11149		
Eng Code CCTA, Bosch Unit		BO	140	23255		
3.2L	09-08	Bosch Unit	BO	140	11463	
		Valeo Unit	VA	140	11425	
	06-04	Bosch Unit	BO	120	13853	N13853
		Valeo Unit	VA	120	13947	N13947
<b>V8 QUATTRO</b>						
3.6L	91-90		BO	110	13360	
4.2L	94-92		BO	110	13360	
<b>AUSTIN</b>						
<b>1100</b>						
All Engines	72-70	w/Alternator	LU	34	14029	
		w/Generator, wo/PS	LU	25	15017	
<b>AMERICA</b>						
1.3L	72-70		LU	28	14014	
			LU	28	14014	
	69	w/Alternator	LU	25	15017	
		w/Generator	LU	25	15017	
68-62		LU	25	15017		
<b>HEALEY SPRITE</b>						
1.0L	62	w/Generator	LU	25	15017	
1.1L	66-63	w/Generator	LU	25	15017	
1.3L	70-67	w/Generator	LU	25	15017	
<b>JENSEN HEALEY</b>						
2.0L	74-72		LU	34	14029	
<b>MARINA</b>						
1.8L	75-73		LU	34	14029	
<b>MINI, MINI COOPER</b>						
0.9L	66-60	w/Generator	LU	25	15017	
1.0L	66-62	w/Generator	LU	25	15017	
1.1L	64	w/Generator	LU	25	15017	
1.3L	69-64	w/Generator	LU	25	15017	
<b>BERTONE</b>						
<b>X-1/9 - SEE FIAT X-1/9</b>						
<b>BMW</b>						
<i>OFTEN BOTH A BOSCH AND A VALEO ALTERNATOR WILL BE USED IN THE SAME BMW APPLICATIONS. WHEN THIS HAPPENS, THE UNITS SHOULD INTERCHANGE, IF THE AMPERAGE MATCHES, AND THE UNITS ARE SUPPLIED WITH THE PROPER PULLEY AND REAR PLASTIC COVER.</i>						
<b>1 SERIES M</b>						
3.0L	11		BO	180	11302	
<b>3.0S / 3.0CS</b>						
3.0L	76		BO	65	13102	

## ALTERNATORS / ALTERNATEURS / ALTERNADORES

Liter Litre Litro	Year Année Año	Options Options Opciones	Mfg.	Amp	Reman	New Nouveau Nuevo	
<b>BMW - continued</b>							
<b>128 SERIES</b>							
3.0L	12	Eng Code N51	BO	180	11301		
		Eng Code N52, 150 Amps	BO	150	11300		
		Eng Code N52, 180 Amps	BO	180	11301		
	11-08	150 Amps	BO	150	11300		
		180 Amps	BO	180	11301		
<b>135 SERIES</b>							
3.0L	10-08		BO	180	11302		
<b>318 SERIES</b>							
1.8L	95-94	Bosch Unit	BO	70	13619	N13664	
		Valeo Unit, 80 Amps	VA	80	13664		
		Valeo Unit, 105 Amps	VA	105	13467		
	93	Bosch Unit, 65 Amps	BO	65	13378		
		Bosch Unit, 80 Amps	BO	80	13373		
		Bosch Unit, 90 Amps	BO	90	13371		
		Valeo Unit, 80 Amps	VA	80	13663		
		Valeo Unit, 105 Amps	VA	105	13467		
	92	Bosch Unit, 65 Amps	BO	65	13378		
		Bosch Unit, 80 Amps	BO	80	13373		
		Bosch Unit, 90 Amps	BO	90	13371		
		Valeo Unit	VA	105	13467		
	91	65 Amps	BO	65	13378		
		80 Amps	BO	80	13373		
90 Amps		BO	90	13371			
85-83		BO	80	14782			
1.9L	99-96		VA	80	13664	N13664	
<b>320 SERIES</b>							
1.8L	83-80		BO	65	13150		
2.0L	95-92	Bosch Unit, 80 Amps	BO	80	13465	N13470	
		Bosch Unit, 140 Amps	BO	140	13471		
		Valeo Unit, 80 Amps	VA	80	13470		
		Valeo Unit, 140 Amps	VA	140	13660		
	79-77		BO	65	13113		
2.2L	05-01	Bosch Unit	BO	120	13882	N13882	
		Valeo Unit	VA	120	13970	N13970	
<b>323 SERIES</b>							
2.5L	09-08	Bosch Unit, 150 Amps	BO	150	11300		
		Bosch Unit, 180 Amps	BO	180	11301		
	07	From 4/2007, 150 Amps	BO	150	11300		
		From 4/2007, 180 Amps	BO	180	11301		
		To 3/2007	BO	155	11077		
	06	Bosch Unit	BO	155	11077		
		Valeo Unit	VA	170	11260		
	00	Bosch Unit	BO	120	13774	N13846	
		Valeo Unit	VA	120	13846		
	99-98	Bosch Unit, 80 Amps	BO	80	13465	N13470	
Bosch Unit, 140 Amps		BO	140	13471			
Valeo Unit, 80 Amps		VA	80	13470			
Valeo Unit, 140 Amps		VA	140	13660			
<b>325 SERIES</b>							
2.5L	06-04	w/Air Duct, Bosch Unit	BO	120	13882	N13882 N13970	
		w/Air Duct, Valeo Unit	VA	120	13970		
		wo/Air Duct, Bosch Unit, 120 Amps	BO	120	13986		
		wo/Air Duct, Bosch Unit, 150 Amps	BO	155	11083		
		wo/Air Duct, Valeo Unit	VA	150	23347		
	03-01	Bosch Unit	BO	120	13882	N13882 N13970	
		Valeo Unit	VA	120	13970		

# ALTERNATORS / ALTERNATEURS / ALTERNADORES

Liter Litre Litro	Year Année Año	Options Options Opciones	Mfg.	Amp	Reman	New Nouveau Nuevo
<b>BMW - continued</b>						
<b>325 SERIES - continued</b>						
2.5L	95	Bosch Unit, 80 Amps	BO	80	13465	N13470
		Bosch Unit, 140 Amps	BO	140	13471	
		Valeo Unit, 80 Amps	VA	80	13470	
		Valeo Unit, 140 Amps	VA	140	13660	
	94-93	Exc Convertible, Bosch Unit, 80 Amps	BO	80	13465	N13470
		Exc Convertible, Bosch Unit, 140 Amps	BO	140	13471	
		Exc Convertible, Valeo Unit, 80 Amps	VA	80	13470	
		Exc Convertible, Valeo Unit, 140 Amps	VA	140	13660	
		Convertible	VA	95	13349	
	92	Eng M20, From 9/1991, Bosch Unit, 80 Amps	BO	80	13465	N13470
		Eng M20, From 9/1991, Bosch Unit, 140 Amps	BO	140	13471	
		Eng M20, From 9/1991, Valeo Unit, 80 Amps	VA	80	13470	
		Eng M20, From 9/1991, Valeo Unit, 140 Amps	VA	140	13660	
		Eng M20, To 9/1991, Bosch Unit, 105 Amps	BO	105	13469	
		Eng M20, To 9/1991, Bosch Unit, 140 Amps	BO	140	13405	
		Eng M50, From 9/1991, Bosch Unit, 80 Amps	BO	80	13465	
		Eng M50, From 9/1991, Bosch Unit, 140 Amps	BO	140	13471	
Eng M50, From 9/1991, Valeo Unit, 80 Amps		VA	80	13470		
Eng M50, From 9/1991, Valeo Unit, 140 Amps		VA	140	13660		
Eng M50, To 9/1991, Bosch Unit, Convertible, 90 Amps		BO	90	14813		
Eng M50, To 9/1991, Valeo Unit, Convertible, 95 Amps		VA	95	13349		
Eng M50, To 9/1991, Bosch Unit, Sedan, 90 Amps		BO	90	13468		
Eng M50, To 9/1991, Bosch Unit, Sedan, 105 Amps		BO	105	13469		
Eng M50, To 9/1991, Bosch Unit, Sedan, 140 Amps	BO	140	13405			
91	Exc Convertible, 90 Amps	BO	90	13468		
	Exc Convertible, 105 Amps	BO	105	13469		
	Exc Convertible, 140 Amps	BO	140	13405		
	Convertible	BO	90	14813		
90-87		BO	90	14813		
2.7L	88-86		BO	90	14813	
	85-84		BO	80	14782	
3.0L	06	Bosch Unit	BO	155	11077	
		Valeo Unit	VA	170	11260	
<b>328 SERIES</b>						
2.8L	00	Bosch Unit	BO	120	13774	N13846
		Valeo Unit	VA	120	13846	
	99-96	Bosch Unit, Std	BO	80	13465	
		Bosch Unit, Opt	BO	140	13471	
		Valeo Unit, Std	VA	80	13470	
Valeo Unit, Opt	VA	140	13660			
3.0L	12	Eng Code N51	BO	180	11301	
		Eng Code N52, 150 Amps	BO	150	11300	
		Eng Code N52, 180 Amps	BO	180	11301	
	11-07	150 Amps	BO	150	11300	
		180 Amps	BO	180	11301	
<b>330 SERIES</b>						
3.0L	06	Eng Code M54, w/Air Duct, Bosch Unit	BO	120	13882	N13882
		Eng Code M54, w/Air Duct, Valeo Unit	VA	120	13970	N13970
		Eng Code M54, wo/Air Duct, Bosch Unit, 120 Amps	BO	120	13986	
		Eng Code M54, wo/Air Duct, Bosch Unit, 150 Amps	BO	155	11083	
		Eng Code M54, wo/Air Duct, Valeo Unit	VA	150	23347	
		Eng Code N52, 150 Amps	BO	150	11300	
		Eng Code N52, 180 Amps	BO	180	11301	
		05-04	w/Air Duct, Bosch Unit	BO	120	13882
	w/Air Duct, Valeo Unit		VA	120	13970	N13970
	wo/Air Duct, Bosch Unit, 120 Amps		BO	120	13986	
	wo/Air Duct, Bosch Unit, 150 Amps		BO	155	11083	
	wo/Air Duct, Valeo Unit		VA	150	23347	

# ALTERNATORS / ALTERNATEURS / ALTERNADORES

Liter Litre Litro	Year Année Año	Options Options Opciones	Mfg.	Amp	Reman	New Nouveau Nuevo
<b>BMW - continued</b>						
<b>330 SERIES - continued</b>						
3.0L	03-01	Bosch Unit	BO	120	13882	N13882
		Valeo Unit	VA	120	13970	N13970
<b>335 SERIES</b>						
3.0L	12-11	335IS Models	BO	180	11302	
	10-07		BO	180	11302	
3.0L (Diesel)	11-09		VA	170	23319	
<b>524TD</b>						
2.4L (Diesel)	86-85	Bosch Unit	BO	65	13150	
		Motorola Unit	VA	80	14810	
<b>525 SERIES</b>						
2.5L	05-04		BO	155	11083	
	03-01	Bosch Unit	BO	120	13882	N13882
		Valeo Unit	VA	120	13970	N13970
	95	Bosch Unit, 80 Amps Bosch Unit, 140 Amps Valeo Unit, 80 Amps Valeo Unit, 140 Amps	BO	80	13465	N13470
			BO	140	13471	
			VA	80	13470	
			VA	140	13660	
	94	80 Amps 140 Amps	BO	80	13465	
			BO	140	13471	
	93	80 Amps 115 Amps 140 Amps	BO	80	13465	
			BO	115	13364	
			BO	140	13471	
	92	Bosch Unit, External Fan Alt, 90 Amps Bosch Unit, External Fan Alt, 115 Amps Bosch Unit, External Fan Alt, 140 Amps Bosch Unit, Internal Fan Alt Valeo Unit	BO	90	13372	
			BO	115	13364	
BO			140	13366		
BO			80	13465		
VA			105	13466		
91	Bosch Unit, 90 Amps Bosch Unit, 105 Amps Bosch Unit, 115 Amps Bosch Unit, 140 Amps Valeo Unit, 105 Amps Valeo Unit, 140 Amps	BO	90	13372		
		BO	105	13618		
		BO	115	13364		
		BO	140	13366		
		VA	105	13466		
		VA	140	13628		
90	Bosch Unit, 80 Amps Bosch Unit, 115 Amps Bosch Unit, 140 Amps Valeo Unit	BO	80	13370		
		BO	115	13602		
		BO	140	13366		
		VA	140	13628		
89	80 Amps 115 Amps	BO	80	13370		
		BO	115	13602		
3.0L	07-06		VA	170	11260	
<b>528 SERIES</b>						
2.7L	88-86		BO	90	14813	
	85-84		BO	80	14782	
	83-82		BO	65	13150	
2.8L	00-98	Bosch Unit	BO	120	13774	N13846
		Valeo Unit	VA	120	13846	
	97	80 Amps 140 Amps	BO	80	13761	
			BO	140	13734	
	81-79		BO	65	13113	
3.0L	10-08	150 Amps	BO	150	11300	
		180 Amps	BO	180	11301	
<b>530 SERIES</b>						
3.0L	07-06		VA	170	11260	
	05-04		BO	155	11083	

# ALTERNATORS / ALTERNATEURS / ALTERNADORES

Liter Litre Litro	Year Année Año	Options Options Opciones	Mfg.	Amp	Reman	New Nouveau Nuevo
<b>BMW - continued</b>						
<b>530 SERIES - continued</b>						
3.0L	03-01	Bosch Unit	BO	120	13882	N13882
		Valeo Unit	VA	120	13970	N13970
	95-94	Bosch Unit	BO	140	13526	
		Valeo Unit	VA	80	13661	
	78		BO	65	13102	
77-76	From 3/1976 To 3/1977	BO	65	13102		
		BO	65	13102		
<b>533 SERIES</b>						
3.2L	85-83		BO	80	14782	
<b>535 SERIES</b>						
3.0L	10	Exc GT Models	BO	180	11302	
	09-08		BO	180	11302	
3.4L	93	Std, 115 Amps	BO	115	13216	
		Opt, 140 Amps	BO	140	13268	
	92-91		BO	115	13216	
	90-88	Std, 90 Amps	BO	90	14814	
		Opt, 115 Amps	BO	115	13216	
87-86		BO	90	14813		
85		BO	80	14782		
<b>540 SERIES</b>						
<i>SOME YEARS OF THE FOLLOWING MODEL USE A WATERCOOLED ALTERNATOR. PROPER INSTALLATION OF THIS ALTERNATOR IS CRITICAL.</i>						
4.0L	96-94		BO	140	13526	
4.4L	03-99		BO	150	13815	
	98-97		BO	140	13729	
<b>545 SERIES</b>						
4.4L	05-04		VA	180	11261	
<b>550 SERIES</b>						
4.8L	10-0		VA	180	11358	
<b>630 SERIES</b>						
3.0L	78-77		BO	65	13102	
<b>633 SERIES</b>						
3.2L	84-82		BO	80	14782	
	81-78		BO	65	13113	
<b>635 SERIES</b>						
3.4L	89-86		BO	90	14813	
	85		BO	80	14782	
<b>645 SERIES</b>						
4.4L	05-04		VA	180	11261	
<b>650 SERIES</b>						
4.8L	10-06		VA	180	11358	
<b>733 SERIES</b>						
3.2L	84-82		BO	80	14782	
	81-78		BO	65	13113	
<b>735 SERIES</b>						
3.4L	92-91	Std, 115 Amps	BO	115	13216	
		Opt, 140 Amps	BO	140	13268	
	90-87	Std, 90 Amps	BO	90	14814	
		Opt, 115 Amps Opt, 140 Amps	BO BO	115 140	13216 13268	

# ALTERNATORS / ALTERNATEURS / ALTERNADORES

Liter Litre Litro	Year Année Año	Options Options Opciones	Mfg.	Amp	Reman	New Nouveau Nuevo
<b>BMW - continued</b>						
<b>735 SERIES - continued</b>						
3.4L	86	w/Rubber Mtg Bushings	BO	80	14782	
		wo/Rubber Mtg Bushings	BO	90	14813	
	85		BO	80	14782	
<b>740 SERIES</b>						
<i>SOME YEARS OF THE FOLLOWING MODEL USE A WATERCOOLED ALTERNATOR. PROPER INSTALLATION OF THIS ALTERNATOR IS CRITICAL.</i>						
4.0L	95		BO	140	13729	
	94-93		BO	140	13526	
4.4L	01-99		BO	150	13815	
	98-96	Bosch Unit, 120 Amps	BO	120	13838	
		Bosch Unit, 140 Amps	BO	140	13729	
		Valeo Unit	VA	105	22801	
<b>745 SERIES</b>						
<i>SOME YEARS OF THE FOLLOWING MODEL USE A WATERCOOLED ALTERNATOR. PROPER INSTALLATION OF THIS ALTERNATOR IS CRITICAL.</i>						
4.4L	05		VA	180	11261	
	04	Air Cooled Alt	VA	180	11261	
		Watercooled Alt, 150 Amps	BO	150	11067	
		Watercooled Alt, 180 Amps	BO	180	13976	
	03-02	Watercooled Alt, 150 Amps	BO	150	11067	
Watercooled Alt, 180 Amps		BO	180	13976		
<b>750 SERIES</b>						
4.4L	09		VA	220	11393	
4.8L	08-06		VA	180	11358	
5.0L	94-93	Auxiliary Alt	BO	32	13320	
		Primary Alt	BO	140	13269	
	92	Auxiliary Alt	BO	32	13320	
		Primary Alt, Std, 115 Amps	BO	115	13270	
		Primary Alt, Opt, 140 Amps	BO	140	13269	
	91-90	Auxiliary Alt	BO	32	13320	
		Primary Alt, Std, 115 Amps	BO	115	13270	
		Primary Alt, Opt, 140 Amps	BO	140	13399	
	89-88	Auxiliary Alt	BO	32	13320	
		Primary Alt, Std, 115 Amps	BO	115	13270	
Primary Alt, Opt, 140 Amps		BO	140	13269		
5.4L	01		BO	150	11074	
	00-99		BO	150	13815	
	98-95		BO	140	13729	
<b>760 SERIES</b>						
<i>THE FOLLOWING MODEL USES A WATERCOOLED ALTERNATOR. PROPER INSTALLATION OF THIS ALTERNATOR IS CRITICAL.</i>						
6.0L	08-03		BO	180	11078	
<b>840 SERIES</b>						
4.0L	95-94		BO	140	13526	
4.4L	97-96	120 Amps	BO	120	13838	
		140 Amps	BO	140	13729	
<b>850 SERIES</b>						
5.0L	94-91	Auxiliary Alt	BO	32	13320	
		Primary Alt	BO	140	13269	
5.4L	97-95		BO	140	13729	
5.6L	95-94		BO	140	13269	
<b>1600 SERIES</b>						
1.6L	71-67		BO	35	13018	
<b>1800 SERIES</b>						
1.8L	71-64		BO	35	13018	

# ALTERNATORS / ALTERNATEURS / ALTERNADORES

Liter Litre Litro	Year Année Año	Options Options Opciones	Mfg.	Amp	Reman	New Nouveau Nuevo
<b>BMW - continued</b>						
<b>2000 SERIES</b>						
2.0L	72-66		BO	35	13018	
<b>2002 SERIES</b>						
2.0L	76-74		BO	35	13018	
	73-72	2002 Series	BO	35	13018	
	71-66		BO	35	13018	
<b>ALPINA B7</b>						
4.4L	08-07		VA	180	11261	
<b>ALPINA ROADSTER</b>						
4.8L	03		BO	120	13897	
<b>L6</b>						
3.4L	89-87		BO	90	14813	
<b>L7</b>						
3.4L	87-86		BO	90	14813	
<b>M COUPE (Z3) - SEE Z3</b>						
<b>M COUPE (Z4) - SEE Z4</b>						
<b>M ROADSTER (Z3) - SEE Z3</b>						
<b>M ROADSTER (Z4) - SEE Z4</b>						
<b>M3</b>						
<i>OFTEN BOTH A BOSCH AND A VALEO ALTERNATOR WILL BE USED IN THE SAME BMW APPLICATIONS. WHEN THIS HAPPENS, THE UNITS SHOULD INTERCHANGE, IF THE AMPERAGE MATCHES, AND THE UNITS ARE SUPPLIED WITH THE PROPER PULLEY AND REAR PLASTIC COVER.</i>						
2.3L	91-87	Bosch Unit	BO	90	13246	
		Valeo Unit	VA	95	13349	
3.0L	95-94	Bosch Unit, 80 Amps	BO	80	13465	N13470
		Bosch Unit, 140 Amps	BO	140	13471	
		Valeo Unit, 80 Amps	VA	80	13470	
		Valeo Unit, 105 Amps	VA	105	13662	
		Valeo Unit, 140 Amps	VA	140	13660	
3.2L	06-02		VA	120	13974	
			VA	115	11122	
	99-96	Bosch Unit, 80 Amps	BO	80	13465	
	Bosch Unit, 140 Amps	BO	140	13471		
	Valeo Unit, 80 Amps	VA	80	13470		
		Valeo Unit, 140 Amps	VA	140	13660	
4.0L	12-08		VA	180	11450	
<b>M5</b>						
3.5L	88-87		BO	90	13246	
3.6L	93-91	115 Amps	BO	115	13362	
		140 Amps	BO	140	13365	
5.0L	10-06		VA	170	11262	
	03-00		BO	120	13897	
<b>M6</b>						
3.5L	89-87		BO	90	13246	
5.0L	10-06		VA	170	11262	
<b>X3</b>						
2.5L	06-04		BO	155	11083	
3.0L	10-07	150 Amps	BO	150	11300	
		180 Amps	BO	180	11301	
	06-04		BO	155	11083	



# ALTERNATORS / ALTERNATEURS / ALTERNADORES

Liter Litre Litro	Year Année Año	Options Options Opciones	Mfg.	Amp	Reman	New Nouveau Nuevo
<b>BMW - continued</b>						
<b>X5</b>						
3.0L	10	w/Auxiliary AC	BO	183	11362	
		wo/Auxiliary AC	BO	180	11301	
	09	w/Rear AC	BO	183	11362	
		wo/Rear AC	BO	180	11301	
	08-07	w/Electronic Suspension	BO	183	11362	
		wo/Electronic Suspension, w/Rear AC	BO	183	11362	
		wo/Electronic Suspension, wo/Rear AC	BO	180	11301	
	06-04	Bosch Unit	BO	120	13882	N13882
		Valeo Unit, 90 Amps	VA	90	13971	
		Valeo Unit, 120 Amps	VA	120	13970	N13970
		Valeo Unit, 140 Amps	VA	140	11098	
	03-01	Bosch Unit	BO	120	13882	N13882
		Valeo Unit, 90 Amps	VA	90	13971	
		Valeo Unit, 120 Amps	VA	120	13970	N13970
	3.0L (Diesel)	12-11	220 Amps	VA	220	11451
10-09			VA	220	11451	
4.4L	06-05		VA	180	11355	
	04-00		BO	150	13815	
4.6L	03-02		BO	150	13815	
4.8L	10-07	180 Amps	VA	180	11396	
		230 Amps	VA	230	11397	
	06-04		VA	180	11355	
<b>X6</b>						
3.0L	10-08		VA	220	11394	
4.4L	09-08		VA	220	11393	
<b>Z3</b>						
<i>OFTEN BOTH A BOSCH AND A VALEO ALTERNATOR WILL BE USED IN THE SAME BMW APPLICATIONS. WHEN THIS HAPPENS, THE UNITS SHOULD INTERCHANGE, IF THE AMPERAGE MATCHES, AND THE UNITS ARE SUPPLIED WITH THE PROPER PULLEY AND REAR PLASTIC COVER.</i>						
1.9L	98-96	Bosch Unit	BO	90	13733	
		Valeo Unit	VA	80	13664	N13664
2.5L	02-01	Bosch Unit	BO	120	13882	N13882
		Valeo Unit	VA	90	13971	
	00-99	80 Amps	BO	80	13761	
		140 Amps	BO	140	13734	
2.8L	00-97	Bosch Unit, 80 Amps	BO	80	13761	
		Bosch Unit, 140 Amps	BO	140	13734	
		Valeo Unit, 80 Amps	VA	80	13848	
		Valeo Unit, 120 Amps	VA	120	13846	N13846
3.0L	02-01	Bosch Unit	BO	120	13882	N13882
		Valeo Unit	VA	90	13971	
3.2L	02-01		VA	115	11122	
	00-98	Bosch Unit, 80 Amps	BO	80	13465	
Bosch Unit, 140 Amps		BO	140	13471		
Valeo Unit, 80 Amps		VA	80	13470	N13470	
Valeo Unit, 140 Amps		VA	140	13660		
<b>Z4</b>						
2.5L	06-03		BO	120	13986	
3.0L	12-10	w/Turbo	ND		11366	
	08-06		BO	155	11077	
	05-03		BO	120	13986	
3.2L	08-06		VA	150	11312	
<b>Z8</b>						
5.0L	03-00		BO	120	13897	

# ALTERNATORS / ALTERNATEURS / ALTERNADORES

Liter Litre Litro	Year Année Año	Options Options Opciones	Mfg.	Amp	Reman	New Nouveau Nuevo
<b>BUICK</b>						
<i>VARIOUS GM TSB'S INDICATE "GENERATORS (ALTERNATORS) ARE BEING REPLACED BECAUSE OF COMMENTS OF LOW VOLTAGE READINGS OR DIM LIGHTS AT IDLE. THIS CONDITION IS A NORMAL OPERATING CHARACTERISTIC OF THE VEHICLE, AND NO REPAIRS SHOULD BE ATTEMPTED UNLESS A PROVEN FAULT HAS BEEN FOUND. ANY VEHICLE MAY HAVE A LOW VOLTAGE READING ... WHEN ELECTRICAL LOADS ARE HEAVY AT IDLE, OR UNDER VERY SLOW DRIVING CONDITIONS. AT IDLE, VEHICLE LOADS MAY EXCEED THE LOW SPEED OUTPUT CAPABILITIES OF THE GENERATOR (ALTERNATOR), BUT THE BATTERY CAN SUPPLY THIS SHORTFALL FROM IT'S RESERVE CAPACITY FOR SHORT PERIODS." THESE BULLETINS GO ON TO SAY THAT GENERATOR (ALTERNATOR) OUTPUT CAN BE AS LOW AS 35% OF FULL RATED OUTPUT AT TIMES, AND THAT THIS MAY NOT BE ENOUGH TO HANDLE THE LOADS AT TIMES OF HIGHER TEMPERATURES AND / OR SLOWER ENGINE SPEEDS. IN A NUTSHELL - DO NOT ASSUME THERE IS A PROBLEM, UNLESS ONE CAN BE FOUND.</i>						
<b>ALLURE</b>						
3.6L (217) V6	08-07		BO	125	11232	
	06		BO	120	11127	
	05		BO	120	11125	
3.8L (231) V6	09-06		BO	120	11127	
	05		BO	125	11126	
5.3L (325) V8	09-08		ND	135	11179	
<b>APOLLO</b>						
4.1L (250) L6	75		DR	63	7127-12	N7127-12
	74-73	w/AC	DR	63	7127-3	N7127-3
		wo/AC	DR	63	7127-9	N7127-9
4.3L (260) V8	75		DR	63	7127-3	N7127-3
5.7L (350) V8	75-73	w/AC	DR	63	7127-12	N7127-12
		wo/AC	DR	63	7127-3	N7127-3
<b>CENTURION</b>						
5.7L (350) V8	73	w/AC, w/DbI Mtg Foot (Opt HD)	DR	80	7135	
		w/AC, w/Sgl Mtg Foot	DR	63	7127-12	N7127-12
		wo/AC	DR	63	7127-12	N7127-12
	72		DR	55	7133	
7.5L (455) V8	73	w/AC, w/DbI Mtg Foot (Opt HD)	DR	80	7135	
		w/AC, w/Sgl Mtg Foot	DR	63	7127-12	N7127-12
		wo/AC	DR	63	7127-12	N7127-12
	72		DR	55	7133	
	71		DR	55	7122	
<b>CENTURY</b>						
2.2L (134) L4	96-94		DR	105	8165-7	N8165-7
	93		DR	105	7861-7	N7861-7
2.5L (151) L4	92-89		DR	105	7860-11	N7860-11
	88-87	w/AC	DR	105	7860-11	N7860-11
		wo/AC	DR	105	7860-11	N7860-11
	86-84	Std	DR	78	7273-3	N7273-3
		Opt HD	DR	94	7294-3	N7294-3
	83	w/AC	DR	78	7273-3	N7273-3
		wo/AC, Std	DR	63	7127-3	N7127-3
		wo/AC, Opt	DR	78	7273-3	N7273-3
	Opt HD	DR	85	7134-12	N7290-12	
82	w/AC	DR	70	7137-6		
	wo/AC	DR	63	7127-3	N7127-3	
	Opt HD	DR	85	7134-6		
2.8L (173) V6	89-88	w/AC	DR	105	7860-7	N7860-7
		wo/AC	DR	105	7860-7	N7860-7
		Opt HD	DR	105	7860-7	N7860-7
	87	w/AC and Opt HD	DR	105	7859-7	
		w/AC or Opt HD	DR	105	7859-7	
		wo/AC	DR	105	7859-7	
	86	w/AC, Std	DR	94	7294-9	N7294-9
		w/AC, Opt	DR	120	7287-6	
		w/HBW	DR	78	7273-9	N7273-9
		wo/AC	DR	78	7273-9	N7273-9

# ALTERNATORS / ALTERNATEURS / ALTERNADORES

Liter Litre Litro	Year Année Año	Options Options Opciones	Mfg.	Amp	Reman	New Nouveau Nuevo	
<b>BUICK - continued</b>							
<b>CENTURY - continued</b>							
2.8L (173) V6	85	w/AC, w/3:00 Alt Plug	DR	94	7294-3	N7294-3	
		w/AC, w/9:00 Alt Plug	DR	94	7294-9	N7294-9	
		w/HBW	DR	78	7273-9	N7273-9	
	84-83	w/AC	DR	78	7273-9	N7273-9	
		wo/AC, Std	DR	63	7127-9	N7127-9	
		wo/AC, Opt	DR	78	7273-9	N7273-9	
	82	w/AC	DR	70	7137-6	N7127-6	
		w/HBW	DR	63	7127-6		
		wo/AC	DR	63	7127-6		
		Opt HD	DR	85	7134-6		
	3.0L (181) V6	85-84	w/AC, Std	DR	85	7134-12	N7290-12
			w/AC, Opt, 97 Amps	DR	108	7290-12	N7290-12
w/AC, Opt, 108 Amps			DR	108	7290-12	N7290-12	
wo/AC, Std			DR	78	7273-3	N7273-3	
wo/AC, Opt			DR	94	7294-9	N7294-9	
83		w/AC, Std	DR	78	7273-3	N7273-3	
		w/AC, Opt	DR	85	7134-12	N7290-12	
		wo/AC, Std	DR	63	7127-3	N7127-3	
82		wo/AC, Opt	DR	78	7273-3	N7273-3	
		w/AC, Std	DR	85	7134-12	N7290-12	
			w/AC, Opt	DR	85	7134-12	N7290-12
			wo/AC	DR	85	7134-12	N7290-12
<b>NOTE THAT THE 8156-3 AND 8222-3 LOOK IDENTICAL. THE DIFFERENCE IS THE REGULATOR, AND THE UNITS ARE NOT INTERCHANGEABLE.</b>							
3.1L (189) V6	05	Bosch Unit	BO	105	13989	N13989	
	04	Bosch Unit	BO	105	13989	N13989	
		Delco Unit	DR	105	8287	N8287	
	03-02		DR	105	8287	N8287	
	01-99		DR	110	8243-5	N8243-5	
	98		DR	105	8222-3	N8222-3	
	97	Std	DR	105	8156-3	N8156-3	
		Opt	DR	105	8222-3	N8222-3	
96-94		DR	105	8171-7	N8171-7		
3.2L (196) V6	79-78		DR	63	7127-3	N7127-3	
3.3L (204) V6	93		DR	105	8137-11	N8137-11	
	92	w/7:00 Alt Plug	DR	105	7801-7	N7801-7	
		w/11:00 Alt Plug	DR	105	8137-11	N8137-11	
	91-89		DR	105	7801-7	N7801-7	
3.8L (231) V6	88		DR	105	7888-7		
	87	Std, w/AC	DR	105	7888-7	N7864-11	
		Std, wo/AC	DR	105	7888-7		
		Opt	DR	120	7864-11		
		Opt HD	DR	105	7888-7		
	86	w/AC, Std	DR	120	7805-11		
		w/AC, Opt	DR	120	7805-11		
		wo/AC, Std	DR	105	7888-7		
		wo/AC, Opt	DR	100	7803-7		
	85-84	w/AC, Std	DR	108	7290-12	N7290-12	
		w/AC, Opt	DR	108	7290-12	N7290-12	
		w/HBW	DR	78	7273-9	N7273-9	
		wo/AC, Std	DR	78	7273-3	N7273-3	
		wo/AC, Opt	DR	94	7294-9	N7294-9	
	81	w/AC, Std	DR	63	7127-3	N7127-3	
		w/AC, Std HD	DR	70	7137-6		
w/AC, Opt HD		DR	85	7134-6			
wo/AC, Std		DR	63	7127-3			
wo/AC, Opt HD, 70 Amps		DR	85	7134-3			
wo/AC, Opt HD, 85 Amps		DR	85	7134-3			

## ALTERNATORS / ALTERNATEURS / ALTERNADORES

Liter Litre Litro	Year Année Año	Options Options Opciones	Mfg.	Amp	Reman	New Nouveau Nuevo
<b>BUICK - continued</b>						
<b>CENTURY - continued</b>						
3.8L (231) V6	80	w/Turbo	DR	63	7127-3	N7127-3
		wo/Turbo, Std	DR	63	7127-3	N7127-3
wo/Turbo, Opt HD, w/Eng Heater		DR	85	7134-3		
wo/Turbo, Opt HD, wo/Eng Heater		DR	70	7137-6		
	79-75		DR	63	7127-3	N7127-3
4.3L (260) V6 (Diesel)	85		DR	94	7294-R	
	84	w/Gauges	DR	94	7294-R	
		wo/Gauges, w/AC	DR	94	7294-12	N7294-12
		wo/Gauges, wo/AC	DR	78	7273-12	N7273-12
	83	w/Gauges, w/AC	DR	85	7134-9R	
wo/Gauges, wo/AC		DR	78	7273-R		
	85	wo/Gauges, w/AC	DR	85	7134-12	N7290-12
		wo/Gauges, wo/AC	DR	78	7273-12	N7273-12
4.3L (265) V8	81	Std	DR	63	7127-9	N7127-9
		Std HD	DR	85	7134-12	N7290-12
Opt HD		DR	85	7134-12	N7290-12	
	80	Std	DR	63	7127-9	N7127-9
Opt HD, 70 Amps		DR	85	7134-12	N7290-12	
Opt HD, 85 Amps		DR	85	7134-12	N7290-12	
4.4L (267) V8	81	Std	DR	63	7127-3	N7127-3
		Std HD	DR	85	7134-3	
		Opt HD	DR	85	7134-3	
4.9L (301) V8	80	Std	DR	63	7127-9	N7127-9
		Opt HD	DR	85	7134-12	N7290-12
	79		DR	63	7127-9	N7127-9
5.0L (305) V8	81	Std	DR	63	7127-3	N7127-3
		Std HD	DR	85	7134-3	
		Opt HD	DR	85	7134-3	
	80	Std	DR	63	7127-3	N7127-3
Opt HD		DR	85	7134-3		
	79-77		DR	63	7127-3	N7127-3
5.3L (322) V8	56-54		DR	30	9005	
5.7L (350) V8	79-78	w/DbI Mtg Foot (Opt HD)	DR	80	7135	
		w/Sgl Mtg Foot	DR	63	7127-3	N7127-3
	77	w/DbI Mtg Foot (Opt HD)	DR	80	7135	
		w/Sgl Mtg Foot, w/3:00 Alt Plug	DR	63	7127-3	N7127-3
	76-73	w/Sgl Mtg Foot, w/12:00 Alt Plug	DR	63	7127-12	N7127-12
			DR	63	7127-12	N7127-12
5.7L (350) V8 (Diesel)	81	w/AC	DR	70	7137-6	
		wo/AC	DR	63	7127-3	N7127-3
		Opt HD	DR	85	7134-6	
6.6L (403) V8	77	w/DbI Mtg Foot (Opt HD)	DR	80	7135	
		w/Sgl Mtg Foot	DR	63	7127-3	N7127-3
7.5L (455) V8	74-73	w/DbI Mtg Foot (Opt HD)	DR	80	7135	
		w/Sgl Mtg Foot	DR	63	7127-12	N7127-12
<b>ELECTRA</b>						
3.0L (181) V6	85	Std	DR	85	7134-12	N7290-12
		Opt	DR	108	7290-12	N7290-12
3.2L (198) V6	63		DR	60	7111	
3.5L (215) V8	63		DR	60	7111	
3.7L (225) V6	67-64	w/Alternator	DR	60	7111	
		w/Generator	DR	30	9005	
3.8L (231) V6	90-88		DR	105	7914-11	N7914-11
			DR	120	7864-11	N7864-11
	86	w/2-Pin Alt Plug	DR	108	7854-9	
		w/4-Pin Alt Plug	DR	120	7805-11	
	85		DR	108	7290-12	N7290-12

# ALTERNATORS / ALTERNATEURS / ALTERNADORES

Liter Litre Litro	Year Année Año	Options Options Opciones	Mfg.	Amp	Reman	New Nouveau Nuevo
<b>BUICK - continued</b>						
<b>ELECTRA - continued</b>						
4.1L (252) V6	84	w/AC, Std	DR	70	7137-6	N7273-3 N7294-9
		w/AC, Opt	DR	85	7134-6	
		wo/AC, w/3:00 Alt Plug	DR	78	7273-3	
		wo/AC, w/9:00 Alt Plug	DR	94	7294-9	
	83	w/AC, Std	DR	78	7273-6	N7127-3
		w/AC, Opt	DR	70	7137-6	
		wo/AC Opt HD	DR DR	63 85	7127-3 7134-6	
	82	w/AC, Std	DR	70	7137-6	N7127-3
		w/AC, Opt	DR	85	7134-6	
		wo/AC, Std	DR	63	7127-3	
		wo/AC, Opt	DR	85	7134-3	
	81	Std	DR	70	7137-6	N7127-3
Opt HD		DR	85	7134-6		
80	Std	DR	63	7127-3	N7127-3	
	Opt HD	DR	70	7137-6		
4.3L (260) V6 (Diesel)	85	Std, w/"R" Terminal	DR	94	7294-R	N7294-12 N7290-12
		Std, wo/"R" Terminal	DR	94	7294-12	
		Opt HD	DR	108	7290-12	
4.9L (300) V8	67-64		DR	60	7111	
4.9L (301) V8	80	Std	DR	63	7127-9	N7127-9
		Opt HD	DR	85	7134-12	N7290-12
5.0L (307) V8	89-88		DR	105	7888-3	N7888-3
			DR	78	7292-9	N7830-9
	87-85	Std	DR	78	7292-9	N7830-9
		Opt	DR	94	7830-9	N7830-9
	84	w/HBW, w/AC	DR	78	7292-9	N7830-9
		w/HBW, wo/AC, w/A.I.R.	DR	78	7292-9	N7830-9
		w/HBW, wo/AC, wo/A.I.R.	DR	78	7292-3	
		wo/HBW	DR	78	7292-9	N7830-9
		Opt HD, w/A.I.R.	DR	94	7830-9	N7830-9
		Opt HD, wo/A.I.R.	DR	94	7294-9	N7294-9
	83	w/AC, Std	DR	78	7273-9	N7273-9
		w/AC, Opt HD	DR	85	7134-6	
wo/AC, Std		DR	78	7273-9		
wo/AC, Std HD		DR	85	7134-3		
wo/AC, Opt HD		DR	85	7134-3		
82-81	Std	DR	63	7127-9	N7127-9	
	Std HD	DR	70	7137-6		
	Opt HD	DR	85	7134-6		
5.6L (340) V8	67-66		DR	60	7111	
5.7L (350) V8	81	w/AC, Std	DR	63	7127-3	N7127-3
		w/AC, Opt HD	DR	70	7137-6	
		wo/AC	DR	63	7127-3	
	80	VIN R, w/AC, Std	DR	63	7127-3	N7127-3
		VIN R, w/AC, Opt HD	DR	70	7137-6	
		VIN R, wo/AC	DR	63	7127-3	
		VIN X, w/AC, w/DbI Mtg Foot (Opt HD)	DR	80	7135	
		VIN X, w/AC, w/Sgl Mtg Foot	DR	63	7127-3	
		VIN X, wo/AC	DR	63	7127-3	
	79-78	VIN R, w/AC, w/DbI Mtg Foot (Opt HD)	DR	80	7135	N7127-3 N7127-3 N7127-3 N7127-12 N7127-12
		VIN R, w/AC, w/Sgl Mtg Foot	DR	63	7127-3	
		VIN R, wo/AC	DR	63	7127-3	
		VIN X, w/AC, w/DbI Mtg Foot (Opt HD)	DR	80	7135	
		VIN X, w/AC, w/Sgl Mtg Foot	DR	63	7127-12	
		VIN X, wo/AC	DR	63	7127-12	
	77	VIN H or J	DR	63	7127-12	N7127-12
		VIN R, w/AC, w/DbI Mtg Foot (Opt HD)	DR	80	7135	
		VIN R, w/AC, w/Sgl Mtg Foot	DR	63	7127-3	
VIN R, wo/AC		DR	63	7127-3		
		DR	63	7127-3		

## ALTERNATORS / ALTERNATEURS / ALTERNADORES

Liter Litre Litro	Year Année Año	Options Options Opciones	Mfg.	Amp	Reman	New Nouveau Nuevo
<b>BUICK - continued</b>						
<b>ELECTRA - continued</b>						
5.7L (350) V8	72		DR	55	7133	
	71-68		DR	60	7111	
5.7L (350) V8 (Diesel)	85	Std	DR	78	7292-9R	
		Opt HD	DR	94	7830-9R	
	84	Std	DR	78	7292-9	N7830-9
		Opt HD	DR	94	7830-9	N7830-9
	83	w/AC, Std	DR	78	7273-9	N7273-9
		w/AC, Opt HD	DR	85	7134-6	
wo/AC		DR	78	7273-3	N7273-3	
82-81	w/AC, Std	DR	70	7137-6		
	w/AC, Opt	DR	85	7134-6		
	wo/AC	DR	63	7127-3	N7127-3	
80	Std	DR	63	7127-3	N7127-3	
	Opt HD	DR	70	7137-6		
6.6L (401) V8	66-62		DR	60	7111	
	61-59	w/Generator	DR	30	9005	
6.6L (403) V8	79-77	w/DbI Mtg Foot (Opt HD)	DR	80	7135	
		w/Sgl Mtg Foot	DR	63	7127-3	N7127-3
7.0L (425) V8	66-63		DR	60	7111	
7.0L (430) V8	69-68		DR	55	7122	
	67		DR	60	7111	
7.5L (455) V8	76-73	w/AC, w/DbI Mtg Foot (Opt HD)	DR	80	7135	
		w/AC, w/Sgl Mtg Foot	DR	63	7127-12	N7127-12
		wo/AC	DR	63	7127-9	N7127-9
	72		DR	55	7133	
	71-70		DR	55	7122	
<b>ELECTRA ESTATE WAGON - SEE ELECTRA</b>						
<b>ENCLAVE</b>						
3.6L (217) V6	11-08		ND	170	11252	
<b>ESTATE WAGON</b>						
5.7L (350) V8	79-78	VIN R, w/AC, w/DbI Mtg Foot (Opt HD)	DR	80	7135	
		VIN R, w/AC, w/Sgl Mtg Foot	DR	63	7127-3	N7127-3
		VIN R, wo/AC	DR	63	7127-3	N7127-3
		VIN X	DR	63	7127-12	N7127-12
	77	w/AC, w/DbI Mtg Foot (Opt HD)	DR	80	7135	
		w/AC, w/Sgl Mtg Foot	DR	63	7127-3	N7127-3
		wo/AC	DR	63	7127-3	N7127-3
73		DR	63	7127-12	N7127-12	
72		DR	55	7133		
70		DR	60	7111		
6.6L (403) V8	79-77	w/DbI Mtg Foot (Opt HD)	DR	80	7135	
		w/Sgl Mtg Foot	DR	63	7127-3	N7127-3
7.5L (455) V8	76-74	w/AC, w/DbI Mtg Foot (Opt HD)	DR	80	7135	
		w/AC, w/Sgl Mtg Foot	DR	63	7127-12	N7127-12
		wo/AC	DR	63	7127-9	N7127-9
	73	w/DbI Mtg Foot (Opt HD)	DR	80	7135	
		w/Sgl Mtg Foot, w/AC	DR	63	7127-12	N7127-12
72		DR	63	7127-9	N7127-9	
71-70		DR	55	7133		
71-70		DR	55	7122		
<b>GRAND SPORT</b>						
5.6L (340) V8	67		DR	60	7111	
5.7L (350) V8	72		DR	55	7133	
	71-68		DR	60	7111	
6.6L (400) V8	69-68		DR	55	7122	
	67		DR	60	7111	

## ALTERNATORS / ALTERNATEURS / ALTERNADORES

Liter Litre Litro	Year Année Año	Options Options Opciones	Mfg.	Amp	Reman	New Nouveau Nuevo
<b>BUICK - continued</b>						
<b>GRAND SPORT - continued</b>						
6.6L (401) V8	66-65		DR	60	7111	
7.5L (455) V8	72		DR	55	7133	
	71-70		DR	55	7122	
<b>INVICTA</b>						
4.9L (300) V8	66-65		DR	60	7111	
6.6L (401) V8	65-62	w/Alternator	DR	60	7111	
	61-59	w/Generator	DR	30	9005	
7.0L (425) V8	65-63		DR	60	7111	
<b>LACROSSE</b>						
3.6L (217) V6	08-07		BO	125	11232	
	06		BO	120	11127	
	05		BO	120	11125	
3.8L (231) V6	09-06		BO	120	11127	
	05		BO	125	11126	
5.3L (325) V8	09-08		ND	135	11179	
<b>LESABRE</b>						
3.0L (181) V6	86	108 Amps	DR	120	7812-11	
		120 Amps	DR	120	7812-11	
3.8L (231) V6	05		ND	140	11035	
	04	Delco Unit	DR	105	8245	N8245
		NDenso Unit	ND	140	11035	
	03-00		DR	105	8245	N8245
	99-96		DR	140	8213-7	N8213-7
	95		DR	140	8192-5	N8192-5
	94-93		DR	105	8103-7	N8103-7
	92	w/Heated Windshield	DR	140	7984-2	
		wo/Heated Windshield	DR	105	8103-7	N8103-7
	91		DR	105	8103-11	N8103-11
	90-88		DR	105	7914-11	N7914-11
	87		DR	120	7864-11	N7864-11
	86	108 Amps	DR	120	7805-11	
		120 Amps	DR	120	7805-11	
	85-84	w/AC, Std	DR	78	7273-6	
w/AC, Opt HD		DR	94	7294-6		
wo/AC		DR	78	7273-3	N7273-3	
83	w/AC, Std	DR	78	7273-6		
	w/AC, Opt HD, 70 Amps	DR	70	7137-6		
	w/AC, Opt HD, 85 Amps	DR	85	7134-6		
	wo/AC	DR	78	7273-3	N7273-3	
82-81	w/AC, Std	DR	70	7137-6		
	w/AC, Opt HD	DR	85	7134-6		
	wo/AC	DR	63	7127-3	N7127-3	
80	w/Turbo	DR	63	7127-3	N7127-3	
	wo/Turbo, Std	DR	63	7127-3	N7127-3	
	wo/Turbo, Opt HD	DR	70	7137-6		
79-76		DR	63	7127-3	N7127-3	
4.1L (250) L6	70		DR	55	7122	
4.1L (252) V6	84	w/AC, Std	DR	70	7137-6	
		w/AC, Opt	DR	85	7134-6	
		wo/AC	DR	78	7273-3	N7273-3
	83	w/AC, Std	DR	78	7273-6	
		w/AC, Opt, 70 Amps	DR	70	7137-6	
		w/AC, Opt, 85 Amps	DR	85	7134-6	
		wo/AC, w/Rear Defrost	DR	78	7273-3	N7273-3
		wo/AC, wo/Rear Defrost	DR	63	7127-3	N7127-3
	82-81	w/AC, Std	DR	70	7137-6	
		w/AC, Opt	DR	85	7134-6	
	wo/AC	DR	63	7127-3	N7127-3	

## ALTERNATORS / ALTERNATEURS / ALTERNADORES

Liter Litre Litro	Year Année Año	Options Options Opciones	Mfg.	Amp	Reman	New Nouveau Nuevo
<b>BUICK - continued</b>						
<b>LESABRE - continued</b>						
4.1L (252) V6	80	w/AC, Std	DR	63	7127-3	N7127-3
		w/AC, Opt	DR	85	7134-6	
		wo/AC	DR	63	7127-3	N7127-3
4.4L (267) V8	82-81	Std	DR	63	7127-3	N7127-3
		Opt HD, 70 Amps	DR	85	7134-3	
		Opt HD, 85 Amps	DR	85	7134-3	
4.9L (300) V8	65-64		DR	60	7111	
4.9L (301) V8	80	w/AC, Std	DR	63	7127-9	N7127-9
		w/AC, Opt HD	DR	85	7134-12	N7290-12
		wo/AC	DR	63	7127-9	N7127-9
	79-77		DR	63	7127-9	N7127-9
5.0L (305) V8	78		DR	63	7127-3	N7127-3
5.0L (307) V8	90-88		DR	105	7888-3	N7888-3
	87-85	Std	DR	78	7292-9	N7830-9
		Opt	DR	94	7830-9	N7830-9
	84	w/HBW, w/AC	DR	78	7292-9	N7830-9
		w/HBW, wo/AC, w/A.I.R.	DR	78	7292-9	N7830-9
		w/HBW, wo/AC, wo/A.I.R.	DR	78	7292-3	
		wo/HBW	DR	78	7292-9	N7830-9
		Opt HD, w/A.I.R.	DR	94	7830-9	N7830-9
	Opt HD, wo/A.I.R.	DR	94	7294-9	N7294-9	
	83	w/AC, Std	DR	78	7273-9	N7273-9
w/AC, Opt HD		DR	85	7134-6		
wo/AC, Std, w/HD Cooling		DR	78	7273-3	N7273-3	
wo/AC, Std, wo/HD Cooling		DR	78	7273-9	N7273-9	
wo/AC, Opt, w/HD Cooling	DR	85	7134-3			
82-81	Std	DR	63	7127-9	N7127-9	
	Std HD	DR	70	7137-6		
	Opt HD	DR	85	7134-6		
5.6L (340) V8	67-66	w/AC	DR	55	7122	
		wo/AC	DR	60	7111	
5.7L (350) V8	80	VIN R, w/AC, Std	DR	63	7127-3	N7127-3
		VIN R, w/AC, Opt HD	DR	70	7137-6	
		VIN R, wo/AC	DR	63	7127-3	N7127-3
		VIN X, w/AC, w/Dbl Mtg Foot (Opt HD)	DR	80	7135	
		VIN X, w/AC, w/Sgl Mtg Foot	DR	63	7127-3	N7127-3
		VIN X, wo/AC	DR	63	7127-3	N7127-3
	79-78	VIN R, w/Dbl Mtg Foot (Opt HD)	DR	80	7135	
		VIN R, w/Sgl Mtg Foot	DR	63	7127-3	N7127-3
		VIN X, w/Dbl Mtg Foot (Opt HD)	DR	80	7135	
		VIN X, w/Sgl Mtg Foot	DR	63	7127-12	N7127-12
	77	w/Dbl Mtg Foot (Opt HD)	DR	80	7135	
		w/Sgl Mtg Foot	DR	63	7127-3	N7127-3
	76-75	w/Dbl Mtg Foot (Opt HD)	DR	80	7135	
		w/Sgl Mtg Foot	DR	63	7127-12	N7127-12
	74-73	w/Dbl Mtg Foot (Opt HD)	DR	80	7135	
w/Sgl Mtg Foot, w/AC		DR	63	7127-12	N7127-12	
w/Sgl Mtg Foot, wo/AC		DR	63	7127-9	N7127-9	
72		DR	55	7133		
71-68		DR	55	7122		
5.7L (350) V8 (Diesel)	85	Std	DR	78	7292-9R	
		Opt HD	DR	94	7830-9R	
	84	w/AC, Std	DR	78	7292-9	N7830-9
		w/AC, Opt HD	DR	94	7830-9	N7830-9
		w/HBW	DR	94	7294-9	N7294-9
	83	w/AC, Std	DR	78	7273-9	N7273-9
w/AC, Opt HD		DR	85	7134-6		
		wo/AC	DR	78	7273-3	N7273-3



# ALTERNATORS / ALTERNATEURS / ALTERNADORES

Liter Litre Litro	Year Année Año	Options Options Opciones	Mfg.	Amp	Reman	New Nouveau Nuevo
<b>BUICK - continued</b>						
<b>LESABRE - continued</b>						
5.7L (350) V8 (Diesel)	82-81	w/AC, Std w/AC, Opt HD wo/AC	DR	70	7137-6	N7127-3
			DR	85	7134-6	
			DR	63	7127-3	
	80	Std Opt HD	DR	63	7127-3	N7127-3
			DR	70	7137-6	
6.0L (364) V8	61-59	w/AC	DR	30	9005	
6.6L (400) V8	75		DR	63	7127-12	N7127-12
6.6L (401) V8	66-62	w/Alternator	DR	60	7111	
	61-60	w/Generator	DR	30	9005	
6.6L (403) V8	78-77	w/DbI Mtg Foot (Opt HD)	DR	80	7135	N7127-3
		w/Sgl Mtg Foot	DR	63	7127-3	
7.0L (425) V8	66-63		DR	60	7111	
7.0L (430) V8	69-68		DR	55	7122	
	67		DR	60	7111	
7.5L (455) V8	76-75	w/AC, w/DbI Mtg Foot (Opt HD)	DR	80	7135	N7127-12
		w/AC, w/Sgl Mtg Foot	DR	63	7127-12	
		wo/AC	DR	63	7127-12	
	74-73	w/AC, w/DbI Mtg Foot (Opt HD)	DR	80	7135	N7127-12
		w/AC, w/Sgl Mtg Foot	DR	63	7127-12	
		wo/AC	DR	63	7127-9	
	72		DR	55	7133	
71-70		DR	55	7122		
<b>LESABRE ESTATE WAGON - SEE LESABRE</b>						
<b>LUCERNE</b>						
3.8L (231) V6	08-06		ND	140	11180	
3.9L (237) V6	11-09		ND	140	11367	
4.6L (281) V8	11-06		ND	150	11178	
<b>PARK AVENUE</b>						
<p><i>GENERAL MOTORS HAS SUPERSEDED THE 8158-5 (105A – 1st PRODUCTION) WITH THE 8192-5 (140A – 3rd PRODUCTION). IN BETWEEN THIS, THEY USED THE 8103-7 (105A CS130 UNIT). BOTH THE 8158-5 AND THE 8103-7 CAN BE REPLACED BY THE 8192-5. ALTHOUGH ELECTRICALLY SIMILAR, THE CHANGE REQUIRES ADDITIONAL PARTS FOR INSTALLATION:</i></p>						
<p><i>1. A CS144 HARNESS PLUG – GM PART # PT494 IS ONLY NEEDED WHEN REPLACING THE 8158-5, AS THE 8103-7 PLUG IS IDENTICAL TO THE 8192-5. 2. A REPLACEMENT BATTERY CABLE (a) FOR THE 3.8L(231-L) V6, USE GM PART # 2SW44-1D (b) FOR THE 3.8L(231-1) V6, USE GM PART # 2SW43-1B. 3. A REPLACEMENT ALTERNATOR BELT (a) FOR THE 3.8L(231-L) V6, USE GM PART # 24504258 (b) FOR THE 3.8L(231-1) V6, USE GM PART # 24504257.</i></p>						
<p><i>THE 8213-7 AND 8193-5 LOOK SIMILAR, BUT DO NOT INTERCHANGE. THE 8213-7 HAS A REAR THREADED MOUNTING HOLE AT 3:00, WHEREAS THE 8193-5 HAS ONE AT 6:00. ALSO, THE 3:00 MOUNTING HOLE ON THE 8213-7 MAY INTERFERE PHYSICALLY IF TRIED TO FIT THE 8193-5 APPLICATION.</i></p>						
3.8L (231) V6	05		ND	140	11036	
	04	Delco Unit	DR	125	8284	N8284
		NDenso Unit	ND	140	11036	
	03		DR	125	8284	N8284
	02-99		DR	125	8235	N8235
	98-97		DR	105	8223-7	N8223-7
	96		DR	140	8213-7	N8213-7
	95	w/Supercharger	DR	140	8192-5	N8192-5
		wo/Supercharger	DR	124	8193-5	N8193-5
	94	w/Supercharger, w/5:00 Alt Plug, w/Black Rear Cover on Alt	DR	105	8158-5	N8192-5 N8103-7
		w/Supercharger, w/5:00 Alt Plug, wo/Black Rear Cover on Alt	DR	140	8192-5	
		w/Supercharger, w/7:00 Alt Plug	DR	105	8103-7	
		wo/Supercharger, w/5:00 Alt Plug, w/Black Rear Cover on Alt	DR	105	8158-5	
wo/Supercharger, w/5:00 Alt Plug, wo/Black Rear Cover on Alt		DR	140	8192-5		
wo/Supercharger, w/7:00 Alt Plug		DR	105	8103-7		
93	w/Supercharger	DR	105	8103-7	N8103-7	
	wo/Supercharger	DR	105	8103-7		

## ALTERNATORS / ALTERNATEURS / ALTERNADORES

Liter Litre Litro	Year Année Año	Options Options Opciones	Mfg.	Amp	Reman	New Nouveau Nuevo
<b>BUICK - continued</b>						
<b>PARK AVENUE - continued</b>						
3.8L (231) V6	92	w/Supercharger, w/Heated Windshield	DR	140	7984-5	N8103-7
		w/Supercharger, wo/Heated Windshield	DR	105	8103-7	
		wo/Supercharger, w/Heated Windshield	DR	140	7984-2	
		wo/Supercharger, wo/Heated Windshield	DR	105	8103-7	
	91	w/Supercharger, w/Heated Windshield	DR	140	7984-5	N8103-7
		w/Supercharger, wo/Heated Windshield	DR	105	8103-7	
		wo/Supercharger, w/Heated Windshield, w/1:00 Alt Plug	DR	140	7984-2	
		wo/Supercharger, w/Heated Windshield, w/7:00 Alt Plug	DR	140	7984-7	
		wo/Supercharger, wo/Heated Windshield, w/7:00 Alt Plug	DR	105	8103-7	
		wo/Supercharger, wo/Heated Windshield, w/11:00 Alt Plug	DR	105	8103-11	
5.7L (350) V8 (Diesel)	83	w/AC, Std	DR	78	7273-9	N7273-9
		w/AC, Opt HD	DR	85	7134-6	
		wo/AC	DR	78	7273-3	N7273-3
<b>RAINIER</b>						
4.2L (256) L6	07		DR	150	8498	N8498
	06		DR	150	8497	N8497
	05-04		DR	150	8290	N8290
5.3L (323) V8	07		DR	145	8302	N8302
	06-04		DR	145	8292	N8292
<b>REATA</b>						
3.8L (231) V6	91	w/1:00 Alt Plug	DR	140	7984-2	
		w/11:00 Alt Plug	DR	124	7985-11	
	90-88		DR	120	7805-11	
<b>REGAL</b>						
<i>THE 8224-11 LOOKS JUST LIKE THE 8200-11, EXCEPT THEY USE DIFFERENT REGULATORS, AND ARE NOT INTERCHANGEABLE.</i>						
2.8L (173) V6	89	w/6mm B+ Stud	DR	105	7939-3	N7939-3
	88	w/Square B+ Terminal	DR	100	7910-3	N7910-3
3.1L (189) V6	96-94		DR	105	8156-3	N8156-3
	93-89		DR	105	7939-3	N7939-3
3.2L (196) V6	79-78		DR	63	7127-3	N7127-3
3.8L (231) V6	04	Bosch Unit	BO	105	11045	
		Delco Unit	DR	105	8287	N8287
	03-02		DR	105	8287	N8287
	01-99		DR	110	8234-5	N8234-5
	98-97		DR	105	8224-11	N8224-11
	96		DR	105	8200-11	N8200-11
	95-90		DR	105	8103-11	N8103-11
	87	w/Turbo	DR	124	7864-5	
		wo/Turbo, w/AC, Std	DR	70	7137-6	
		wo/Turbo, w/AC, Opt	DR	85	7134-6	
		wo/Turbo, wo/AC, Std	DR	78	7273-3	N7273-3
		wo/Turbo, wo/AC, Opt	DR	94	7294-9	N7294-9
	86	w/Turbo	DR	120	7805-5	
		wo/Turbo, w/AC, Std	DR	70	7137-6	
		wo/Turbo, w/AC, Opt	DR	85	7134-6	
wo/Turbo, wo/AC, Std		DR	78	7273-3	N7273-3	
wo/Turbo, wo/AC, Opt		DR	94	7294-9	N7294-9	
85	w/Turbo	DR	94	7294-6		
	wo/Turbo, w/AC, Std	DR	70	7137-6		
	wo/Turbo, w/AC, Opt	DR	85	7134-6		
	wo/Turbo, wo/AC, Std	DR	78	7273-3	N7273-3	
	wo/Turbo, wo/AC, Opt	DR	94	7294-9	N7294-9	

# ALTERNATORS / ALTERNATEURS / ALTERNADORES

Liter Litre Litro	Year Année Año	Options Options Opciones	Mfg.	Amp	Reman	New Nouveau Nuevo
<b>BUICK - continued</b>						
<b>REGAL - continued</b>						
3.8L (231) V6	84	w/Turbo	DR	94	7294-6	
		wo/Turbo, w/AC, California, Std	DR	78	7273-6	
		wo/Turbo, w/AC, California, Opt	DR	94	7294-6	
		wo/Turbo, w/AC, Federal, Std	DR	70	7137-6	
		wo/Turbo, w/AC, Federal, Opt	DR	85	7134-6	
		wo/Turbo, wo/AC, Std	DR	78	7273-3	N7273-3
		wo/Turbo, wo/AC, Opt	DR	94	7294-9	N7294-9
	83	w/Turbo, w/AC	DR	70	7137-6	
		w/Turbo, wo/AC	DR	78	7273-3	N7273-3
		w/Turbo, Opt HD	DR	85	7134-6	
		wo/Turbo, w/AC, California	DR	78	7273-6	
		wo/Turbo, w/AC, Federal	DR	70	7137-6	
		wo/Turbo, wo/AC, California, Std	DR	63	7127-3	N7127-3
		wo/Turbo, wo/AC, California, Opt	DR	78	7273-6	
		wo/Turbo, wo/AC, Federal, Std	DR	78	7273-3	N7273-3
	82-81	w/Turbo, w/AC	DR	70	7137-6	
		w/Turbo, wo/AC	DR	63	7127-3	N7127-3
		wo/Turbo, w/AC	DR	70	7137-6	
		wo/Turbo, w/HBW	DR	85	7134-3	
		wo/Turbo, wo/AC	DR	63	7127-3	N7127-3
80	w/Turbo, Opt HD	DR	85	7134-6		
	w/Turbo	DR	63	7127-3	N7127-3	
	wo/Turbo, Std	DR	63	7127-3	N7127-3	
79-75	wo/Turbo, Opt	DR	70	7137-6		
		DR	63	7127-3	N7127-3	
4.1L (252) V6	84	w/AC, Std	DR	70	7137-6	
		w/AC, Opt HD	DR	85	7134-6	
		wo/AC, Std	DR	78	7273-3	N7273-3
		wo/AC, Opt	DR	94	7294-9	N7294-9
	83	w/AC, Std	DR	78	7273-6	
		w/AC, Opt HD	DR	85	7134-6	
		wo/AC	DR	63	7127-3	N7127-3
	82	w/AC, Std	DR	70	7137-6	
		w/AC, Opt	DR	85	7134-6	
		w/HBW	DR	85	7134-3	
		wo/AC, Std	DR	63	7127-3	N7127-3
		wo/AC, Opt	DR	85	7134-6	
4.3L (260) V6 (Diesel)	85-84	California, Std	DR	78	7292-3R	
		California, Opt	DR	94	7830-3R	
		Federal, Std	DR	78	7292-3	
		Federal, Opt	DR	94	7830-3	
	83	w/Gauges, w/AC	DR	78	7292-6R	
		w/Gauges, wo/AC	DR	78	7292-3R	
		wo/Gauges, w/AC	DR	78	7292-3	
		wo/Gauges, wo/AC, w/HBW	DR	78	7292-3	
		wo/Gauges, wo/AC, wo/HBW	DR	63	7127-3	N7127-3
	82	w/AC, Std	DR	70	7137-6	
w/AC, Opt, w/"R" Terminal		DR	85	7134-R		
w/AC, Opt, wo/"R" Terminal		DR	85	7134-6		
4.3L (265) V8	81-80	wo/AC	DR	85	7134-6	
		Std	DR	63	7127-9	N7127-9
		Opt HD, 70 Amps	DR	85	7134-12	N7290-12
		Opt HD, 85 Amps	DR	85	7134-12	N7290-12

## ALTERNATORS / ALTERNATEURS / ALTERNADORES

Liter Litre Litro	Year Année Año	Options Options Opciones	Mfg.	Amp	Reman	New Nouveau Nuevo	
<b>BUICK - continued</b>							
<b>REGAL - continued</b>							
4.4L (267) V8	82	w/AC and HBW, Std HD	DR	85	7134-3	N7127-3 N7127-3	
		w/AC and HBW, Opt HD	DR	85	7134-3		
		w/AC or HBW	DR	63	7127-3		
		wo/AC, Std	DR	63	7127-3		
		wo/AC, Opt, w/3:00 Alt Plug	DR	85	7134-3		
		wo/AC, Opt, w/6:00 Alt Plug	DR	85	7134-6		
4.9L (301) V8	80	w/AC, Std	DR	63	7127-9	N7127-9	
		w/AC, Opt HD	DR	85	7134-12	N7290-12	
4.9L (301) V8	79	wo/AC	DR	63	7127-9	N7127-9	
			DR	63	7127-9	N7127-9	
5.0L (305) V8	87-86	w/AC	DR	94	7294-9	N7294-9	
		wo/AC	DR	78	7273-9	N7273-9	
	85	Std	DR	78	7273-3	N7273-3	
		Opt HD	DR	94	7294-3	N7294-3	
	84	w/AC	DR	78	7273-3	N7273-3	
		wo/AC	DR	78	7273-3	N7273-3	
		Opt HD	DR	94	7294-3	N7294-3	
	83	w/AC, Std	DR	78	7273-3	N7273-3	
		w/AC, Opt HD	DR	85	7134-3	N7127-3	
		wo/AC	DR	63	7127-3		
82	w/AC, Std	DR	63	7127-3	N7127-3		
	w/AC, Opt HD	DR	85	7134-3	N7127-3		
80	wo/AC	DR	63	7127-3		N7127-3	
	79-77	w/AC, Std	DR	63	7127-3	N7127-3	
79-77		w/AC, Opt HD	DR	85	7134-3	N7127-3	
	79-77	wo/AC	DR	63	7127-3	N7127-3	
5.0L (307) V8		87	Std, w/3:00 Alt Plug	DR	78	7292-3	N7830-9 N7830-9
	Std, w/9:00 Alt Plug		DR	78	7292-9		
	Opt		DR	94	7830-9		
5.0L (307) V8	86	Std	DR	78	7292-9	N7830-9	
		Opt	DR	94	7830-9	N7830-9	
5.7L (350) V8	77	w/DbI Mtg Foot (Opt HD)	DR	80	7135	N7127-3 N7127-12	
		w/Sgl Mtg Foot, w/3:00 Alt Plug	DR	63	7127-3		
		w/Sgl Mtg Foot, w/12:00 Alt Plug	DR	63	7127-12		
5.7L (350) V8 (Diesel)	76-73		DR	63	7127-12	N7127-12	
		85		DR	78	7292-9R	
			83	w/Gauges, w/AC	DR	78	7273-9R
w/Gauges, wo/AC	DR			78	7273-3R		
wo/Gauges	DR	78		7273-9			
5.7L (350) V8 (Diesel)	82	w/AC, Std	DR	70	7137-6	N7127-3	
		w/AC, Opt	DR	85	7134-6		
		w/HBW	DR	85	7134-3		
		wo/AC, Std	DR	63	7127-3		
		wo/AC, Opt, w/3:00 Alt Plug	DR	85	7134-3		
		wo/AC, Opt, w/6:00 Alt Plug	DR	85	7134-6		
5.7L (350) V8 (Diesel)	81	w/AC	DR	70	7137-6	N7127-3	
		wo/AC	DR	63	7127-3		
		Opt HD	DR	85	7134-6		
7.5L (455) V8	74-73	w/DbI Mtg Foot (Opt HD)	DR	80	7135	N7127-12	
		w/Sgl Mtg Foot	DR	63	7127-12		
<b>RENDEZVOUS</b>							
3.4L (207) V6	05	Std, 105 Amps	VA	105	13865	N13865	
		Opt, 125 Amps	VA	125	13866	N13866	

# ALTERNATORS / ALTERNATEURS / ALTERNADORES

Liter Litre Litro	Year Année Año	Options Options Opciones	Mfg.	Amp	Reman	New Nouveau Nuevo
<b>BUICK - continued</b>						
<b>RENDEZVOUS - continued</b>						
3.4L (207) V6	04-03	Delco Unit	DR	125	8284	N8284
		Valeo Unit, Std, 105 Amps	VA	105	13865	N13865
		Valeo Unit, Opt, 125 Amps	VA	125	13866	N13866
	02	Std, 105 Amps Opt, 125 Amps	VA VA	105 125	13865 13866	N13865 N13866
3.5L (213) V6	07-06	Std, 105 Amps	VA	105	13865	N13865
		Opt, 125 Amps	VA	125	13866	N13866
3.6L (217) V6	06-04		VA	125	11022	
<b>RIVIERA</b>						
THE 8194-7 AND 8174-5 LOOK SIMILAR, BUT DO NOT INTERCHANGE. THE 8194-7 HAS A REAR THREADED MOUNTING HOLE AT 3:00, WHEREAS THE 8174-5 HAS ONE AT 9:00. ALSO, THE 3:00 MOUNTING HOLE ON THE 8194-7 MAY INTERFERE PHYSICALLY IF TRIED TO FIT THE 8174-5 APPLICATION.						
3.8L (231) V6	99		DR	125	8244	
	98-96		DR	140	8194-7	N8194-7
	95	w/Supercharger wo/Supercharger, w/2 Mtg Ears wo/Supercharger, w/3 Mtg Ears	DR	140	8183-5	N8183-5
			DR	140	8191-5	
			DR	140	8174-5	
	93-92		DR	124	7985-2	
	91	w/1:00 Alt Plug w/11:00 Alt Plug	DR	140	7984-2	
			DR	124	7985-11	
	90-87		DR	120	7805-11	
	86	Std, 108 Amps Opt, 120 Amps	DR	120	7805-11	
			DR	120	7805-11	
	85-84		DR	94	7294-6	
	83		DR	70	7137-6	
82-81	Std Opt HD	DR	70	7137-6		
		DR	85	7134-6		
80	Std Opt HD	DR	63	7127-3	N7127-3	
		DR	70	7137-6		
79		DR	63	7127-3	N7127-3	
4.1L (252) V6	84	Std	DR	70	7137-6	
		Opt	DR	85	7134-6	
		Opt HD	DR	108	7290-6	
	83-81	Std Opt HD	DR	70	7137-6	
DR			85	7134-6		
5.0L (307) V8	85-84	Std	DR	78	7292-9	N7830-9
		Opt HD	DR	94	7830-9	N7830-9
	83	Std Opt HD	DR	78	7273-9	N7273-9
			DR	85	7134-6	
82-80	Std Opt HD	DR	70	7137-6		
		DR	85	7134-6		
5.7L (350) V8	81-80	Std	DR	63	7127-3	N7127-3
		Opt HD	DR	70	7137-6	
	79	w/DbI Mtg Foot (Opt HD) w/Sgl Mtg Foot	DR	80	7135	
			DR	63	7127-3	N7127-3
	78	VIN R, w/DbI Mtg Foot (Opt HD) VIN R, w/Sgl Mtg Foot VIN X, w/DbI Mtg Foot (Opt HD) VIN X, w/Sgl Mtg Foot	DR	80	7135	
			DR	63	7127-3	N7127-3
			DR	80	7135	
			DR	63	7127-12	N7127-12
77	VIN J, w/DbI Mtg Foot (Opt HD) VIN J, w/Sgl Mtg Foot VIN R, w/DbI Mtg Foot (Opt HD) VIN R, w/Sgl Mtg Foot	DR	80	7135		
		DR	63	7127-12	N7127-12	
		DR	80	7135		
		DR	63	7127-3	N7127-3	
5.7L (350) V8 (Diesel)	85	Std	DR	78	7292-9R	
		Opt HD	DR	94	7830-9R	
	84	Std Opt HD	DR	78	7292-9	N7830-9
			DR	94	7830-9	N7830-9

## ALTERNATORS / ALTERNATEURS / ALTERNADORES

Liter Litre Litro	Year Année Año	Options Options Opciones	Mfg.	Amp	Reman	New Nouveau Nuevo	
<b>BUICK - continued</b>							
<b>RIVIERA - continued</b>							
5.7L (350) V8 (Diesel)	83	Std Opt	DR	78	7273-9	N7273-9	
			DR	85	7134-6		
	82-80	Std	DR	70	7137-6		
		Opt	DR	85	7134-6		
6.6L (401) V8	66-63		DR	60	7111		
6.6L (403) V8	78-77	w/AC, w/DbI Mtg Foot (Opt HD)	DR	80	7135	N7127-3	
		w/AC, w/Sgl Mtg Foot	DR	63	7127-3		
		wo/AC	DR	63	7127-3		
7.0L (425) V8	66-63		DR	60	7111		
7.0L (430) V8	69		DR	55	7122		
	68-67		DR	60	7111		
7.5L (455) V8	76-70	w/AC, w/DbI Mtg Foot (Opt HD)	DR	80	7135	N7127-12	
		w/AC, w/Sgl Mtg Foot	DR	63	7127-12		
		wo/AC	DR	63	7127-12		
<b>ROADMASTER</b>							
5.0L (305) V8	91		DR	105	7861-11	N7861-11	
5.7L (350) V8	96-94		DR	140	8112-5	N8112-5	
	93		DR	105	8165-11	N8165-11	
	92		DR	105	7861-11	N7861-11	
<b>SKYHAWK</b>							
1.8L (112) L4	86-84	w/Turbo, w/AC	DR	94	7294-6	N7273-9	
		w/Turbo, wo/AC	DR	78	7273-6		
		wo/Turbo, w/AC, Std	DR	78	7273-9		
		wo/Turbo, w/AC, Opt	DR	94	7294-9		
		wo/Turbo, w/HBW	DR	78	7273-9		
	83	Std	DR	78	7273-9	N7273-9	
		Opt HD	DR	85	7134-6		
	82	w/Carb, w/AC and HBW	DR	85	7192-12	N7127-9	
		w/Carb, w/AC or HBW	DR	85	7192-12		
		w/Carb, wo/AC	DR	63	7145-12		
		w/TBI, w/AC	DR	85	7134-6		
		w/TBI, w/HBW	DR	70	7137-6		
	82	w/TBI, wo/AC	DR	63	7127-9		
	2.0L (122) L4	89		DR	80	7819-11	N7933-11
		88	OHV	DR	80	7819-11	N7933-11
SOHC, w/AC			DR	100	7801-11	N7801-11	
SOHC, wo/AC			DR	80	7937-11	N7801-11	
87		OHV, w/AC	DR	105	7933-11	N7933-11	
		OHV, wo/AC	DR	80	7819-11	N7933-11	
		SOHC, w/AC	DR	100	7801-11	N7801-11	
		SOHC, wo/AC	DR	100	7801-11	N7801-11	
86			DR	78	7278-12		
85		w/AC	DR	78	7278-12		
		wo/AC, w/Rear Defrost	DR	78	7278-12		
		wo/AC, wo/Rear Defrost	DR	63	7145-6		
84-83		VIN B, w/AC	DR	78	7278-12		
	VIN B, wo/AC, w/Rear Defrost	DR	78	7278-12			
	VIN B, wo/AC, wo/Rear Defrost	DR	63	7145-6			
	VIN P, w/AC or HBW	DR	78	7278-12			
	VIN P, wo/AC	DR	63	7145-6			
84-83	VIN P, Opt HD	DR	85	7192-12			
3.8L (231) V6	80-75		DR	63	7127-3	N7127-3	

# ALTERNATORS / ALTERNATEURS / ALTERNADORES

Liter Litre Litro	Year Année Año	Options Options Opciones	Mfg.	Amp	Reman	New Nouveau Nuevo
<b>BUICK - continued</b>						
<b>SKYLARK</b>						
<i>THE 8225-7 LOOKS JUST LIKE THE 8202-7, EXCEPT THE 8202-7 DOES NOT USE A PLASTIC COVER OVER THE STATOR-TO-RECTIFIER CONNECTIONS. INSTEAD, THERE IS AN AIR DUCT IN THE ENGINE COMPARTMENT THAT SNAPS IN THE HOLES ON THE BACK OF THE ALTERNATOR WHERE THE STATOR COVER WOULD NORMALLY GO. THE 8225-7 USES THE REGULAR STATOR COVER AS OTHER DELCO CS130's DO. BOTH UNITS USE THE SAME DELCO #445 REGULATOR.</i>						
2.3L (138) L4	95-93		DR	105	8169-11	N8169-11
	92-88		DR	105	7860-11	N7860-11
2.4L (146) L4	98-96		DR	105	8197-7	N8197-7
2.5L (151) L4	91-88		DR	74	7937-3	N7801-3
	87-86	w/AC	DR	100	7801-3	N7801-3
		wo/AC	DR	100	7801-3	N7801-3
	85-84	w/AC or HBW	DR	78	7273-3	N7273-3
		wo/AC	DR	63	7127-3	N7127-3
		Opt HD	DR	94	7294-3	N7294-3
	83	w/AC or HBW	DR	78	7273-3	N7273-3
		wo/AC	DR	63	7127-3	N7127-3
		Opt HD	DR	85	7134-6	
	82	w/AC	DR	70	7137-6	
w/AC, Opt HD		DR	85	7134-6		
w/HBW		DR	63	7127-3	N7127-3	
wo/AC		DR	63	7127-3	N7127-3	
81-80	w/AC, Std	DR	70	7137-6		
	w/AC, Opt HD	DR	85	7134-6		
	w/Rear Defrost	DR	63	7127-3	N7127-3	
	wo/AC	DR	63	7127-3	N7127-3	
2.8L (173) V6	85	VIN W, w/AC	DR	94	7294-9	N7294-9
		VIN W, w/HBW	DR	78	7273-9	N7273-9
		VIN W, wo/AC	DR	78	7273-9	N7273-9
		VIN X, w/AC or HBW	DR	78	7273-9	N7273-9
		VIN X, w/AC, Opt	DR	94	7294-9	N7294-9
		VIN X, wo/AC	DR	63	7127-9	N7127-9
	84-83	VIN X, w/AC	DR	78	7273-6	
		VIN X, w/HBW	DR	78	7273-3	N7273-3
		VIN X, wo/AC	DR	63	7127-6	N7127-6
		VIN X, Opt HD	DR	85	7134-6	
		VIN Z, w/AC or HBW	DR	78	7273-6	
		VIN Z, wo/AC	DR	63	7127-6	N7127-6
	82	w/AC	DR	70	7137-6	
		w/HBW	DR	63	7127-6	N7127-6
		wo/AC	DR	63	7127-6	N7127-6
		Opt HD	DR	85	7134-6	
	81	VIN X, w/AC	DR	70	7137-6	
		VIN X, w/HBW	DR	63	7127-6	N7127-6
		VIN X, wo/AC	DR	63	7127-6	N7127-6
		VIN X, Opt HD	DR	85	7134-6	
80	VIN 7, w/AC	DR	70	7137-6		
	VIN 7, w/HBW	DR	63	7127-6	N7127-6	
	VIN 7, wo/AC	DR	63	7127-6	N7127-6	
3.0L (181) V6	88-86	w/AC	DR	105	7802-7	
		wo/AC	DR	105	7802-7	
3.1L (189) V6	98		DR	105	8225-7	N8225-7
	97	w/Air Duct Cooling	DR	105	8202-7	N8202-7
		wo/Air Duct Cooling	DR	105	8225-7	N8225-7
	96		DR	105	8202-7	N8202-7
95-94		DR	105	8171-7	N8171-7	
3.2L (198) V6	63-62		DR	60	7111	
3.3L (204) V6	93-92		DR	105	8137-11	N8137-11
	91-89		DR	74	7937-7	N7801-7
3.5L (215) V8	63	w/Alternator	DR	60	7111	

## ALTERNATORS / ALTERNATEURS / ALTERNADORES

Liter Litre Litro	Year Année Año	Options Options Opciones	Mfg.	Amp	Reman	New Nouveau Nuevo
<b>BUICK - continued</b>						
<b>SKYLARK - continued</b>						
3.7L (225) V6	67-64		DR	60	7111	
3.8L (231) V6	79-75		DR	63	7127-3	N7127-3
4.1L (250) L6	71-68		DR	55	7122	
4.3L (260) V8	76-75		DR	63	7127-3	N7127-3
4.9L (300) V8	67-64		DR	60	7111	
4.9L (301) V8	77		DR	63	7127-9	N7127-9
5.0L (305) V8	79-77		DR	63	7127-3	N7127-3
5.3L (322) V8	54		DR	30	9005	
5.6L (340) V8	67-66		DR	60	7111	
5.7L (350) V8	79-77		DR	63	7127-3	N7127-3
	76		DR	63	7127-12	N7127-12
	75	w/AC	DR	63	7127-12	N7127-12
		wo/AC	DR	63	7127-3	N7127-3
	72		DR	55	7133	
6.6L (400) V8	71-68		DR	55	7122	
	69-68		DR	55	7122	
6.6L (401) V8	67		DR	60	7111	
	66-65		DR	60	7111	
7.5L (455) V8	72		DR	55	7133	
	71		DR	55	7122	
	70		DR	60	7111	
<b>SOMERSET</b>						
2.5L (151) L4	87-86	w/AC	DR	100	7801-3	N7801-3
		wo/AC	DR	100	7801-3	N7801-3
	85	w/AC	DR	94	7294-12	N7294-12
3.0L (181) V6	87-86	w/AC	DR	105	7802-7	
		wo/AC	DR	105	7802-7	
	85	w/AC, Std	DR	94	7294-12	N7294-12
		w/AC, Opt HD	DR	108	7290-12	N7290-12
		wo/AC	DR	78	7273-12	N7273-12
<b>SPECIAL</b>						
3.2L (198) V6	63		DR	60	7111	
3.5L (215) V8	63	w/Alternator	DR	60	7111	
3.7L (225) V6	67-64		DR	60	7111	
4.1L (250) L6	69-68		DR	55	7122	
4.9L (300) V8	67-64		DR	60	7111	
5.6L (340) V8	67-66		DR	60	7111	
5.7L (350) V8	69-68		DR	55	7122	
6.6L (400) V8	69-68		DR	55	7122	
	67		DR	60	7111	
6.6L (401) V8	66-65		DR	60	7111	
<b>SPORTWAGON</b>						
3.7L (225) V6	65-64		DR	60	7111	
4.9L (300) V8	65-64		DR	60	7111	
5.6L (340) V8	67-66		DR	60	7111	
5.7L (350) V8	72		DR	55	7133	
	71-68		DR	55	7122	
6.6L (400) V8	68		DR	60	7111	
7.5L (455) V8	70		DR	60	7111	
<b>TERRAZA</b>						
3.5L (213) V6	06-05	Std, 105 Amps	VA	105	11021	
		Opt, 125 Amps	VA	125	11023	N11023
3.9L (237) V6	07-06	Std, 105 Amps	VA	105	11021	
		Opt, 125 Amps	VA	125	11023	N11023
<b>ULTRA - SEE PARK AVENUE</b>						



## ALTERNATORS / ALTERNATEURS / ALTERNADORES

Liter Litre Litro	Year Année Año	Options Options Opciones	Mfg.	Amp	Reman	New Nouveau Nuevo
<b>BUICK - continued</b>						
<b>WILDCAT</b>						
4.9L (300) V8	64		DR	60	7111	
5.7L (350) V8	70-69		DR	55	7122	
	68		DR	60	7111	
6.6L (400) V8	68		DR	60	7111	
6.6L (401) V8	66-63		DR	60	7111	
7.0L (425) V8	66-64		DR	60	7111	
7.0L (430) V8	69-67		DR	60	7111	
7.5L (455) V8	70		DR	60	7111	
<b>OLDER MODELS</b>						
6.0L (364) V8	62-59		DR	30	9005	
6.6L (401) V8	62-59		DR	30	9005	
<b>CADILLAC</b>						
<b>ALLANTE</b>						
4.1L (250) V8	88-87		DR	124	7863-2	
4.5L (273) V8	92-89		DR	124	7863-2	
4.6L (281) V8	93		DR	140	8113-11	
<b>CALAIS</b>						
7.0L (429) V8	68-65		DR	60	7111	
7.7L (472) V8	74-73		DR	63	7127-12	N7127-12
	72		DR	55	7133	
	71-68		DR	55	7122	
8.2L (500) V8	76-75	w/Carb	DR	63	7127-12	N7127-12
		w/FI	DR	80	7135	
<b>CATERA</b>						
3.0L (181) V6	01-97		BO	120	13736	
<b>CIMARRON</b>						
1.8L (112) L4	82	Std	DR	85	7192-12	
		Opt	DR	85	7192-12	
2.0L (122) L4	87		DR	105	7933-11	N7933-11
		86-84	DR	78	7278-12	
		83	DR	85	7192-12	
2.8L (173) V6	88-87		DR	105	7860-7	N7860-7
		86	DR	94	7294-3	N7294-3
	85	w/HBW	DR	94	7294-3	N7294-3
		wo/HBW	DR	78	7273-3	N7273-3
<b>COMMERCIAL CHASSIS</b>						
<i>THE 7904-2 AND 7966-2 HAVE A SIMILAR APPEARANCE, BUT THE A/C CONNECTIONS ON THE 7904-2 ARE THREADED; THE 7966-2 UNTHREADED. THEY CANNOT BE INTERCHANGED WITHOUT THE HARNESS BEING MODIFIED, OR REPLACED.</i>						
6.0L (368) V8	84-81	Std	DR	80	7135	
		Opt	DR	100	7157	
	80	w/DbI Mtg Foot, 80 Amps	DR	80	7135	
		w/DbI Mtg Foot, 100 Amps	DR	100	7157	
		w/Sgl Mtg Foot, Std	DR	63	7127-12	N7127-12
	w/Sgl Mtg Foot, Opt	DR	85	7134-12	N7290-12	
7.0L (425) V8	79-77	Exc Limousine, w/Carb	DR	63	7127-12	N7127-12
Exc Limousine, w/FI		DR	80	7135		
7.7L (472) V8	74-73	Exc Limousine	DR	80	7135	
8.2L (500) V8	76-75	Exc Limousine, w/DbI Mtg Foot	DR	80	7135	
		Exc Limousine, w/Sgl Mtg Foot	DR	63	7127-12	N7127-12
<b>CONCOURS</b>						
4.6L (281) V8	99-98	57mm Diameter Pulley	DR	140	8226-11	N8226-11
		62mm Diameter Pulley	DR	140	8226-11	N8226-11
	97	w/Heated Windshield	DR	140	8170-11	
		wo/Heated Windshield	DR	140	8226-11	N8226-11
	96-94	w/Heated Windshield	DR	140	8170-11	
		wo/Heated Windshield	DR	140	8127-11	N8127-11

# ALTERNATORS / ALTERNATEURS / ALTERNADORES

Liter Litre Litro	Year Année Año	Options Options Opciones	Mfg.	Amp	Reman	New Nouveau Nuevo
<b>CADILLAC - continued</b>						
<b>CTS</b>						
2.8L (170) V6	07-05		ND	140	11044	
3.2L (197) V6	04-03		ND	130	11003	
3.6L (217) V6	09-08		ND	150	11369	
	07-04		ND	140	11044	
5.7L (346) V8	05-04		ND	150	11037	
6.0L (364) V8	07-06		ND	150	11037	
<b>DEVILLE</b>						
<i>THE 7904-2 AND 7966-2 HAVE A SIMILAR APPEARANCE, BUT THE A/C CONNECTIONS ON THE 7904-2 ARE THREADED; THE 7966-2 UNTHREADED. THEY CANNOT BE INTERCHANGED WITHOUT THE HARNESS BEING MODIFIED, OR REPLACED.</i>						
4.1L (250) V8	87-86		DR	120	7806-2	N7806-2
	85	Std	DR	108	7291-12	
		Opt	DR	120	7934-12	
	84-82	Std	DR	80	7135	
Opt		DR	100	7157		
4.1L (252) V6	82	w/3:00 Alt Plug	DR	85	7134-3	
		w/6:00 Alt Plug	DR	70	7137-6	
	81		DR	85	7134-3	
	80	w/Dbl Mtg Foot, Std	DR	80	7135	
w/Dbl Mtg Foot, Opt		DR	100	7157		
w/Sgl Mtg Foot, Std		DR	63	7127-12	N7127-12	
w/Sgl Mtg Foot, Opt, w/3:00 Alt Plug		DR	85	7134-3		
4.3L (260) V6 (Diesel)	85	California	DR	94	7294-R	
		Federal	DR	94	7294-12	N7294-12
	90-89	w/Heated Windshield	DR	120	7904-2	
		wo/Heated Windshield	DR	120	7942-2	N7942-2
4.6L (281) V8	88		DR	120	7806-2	N7806-2
	05-01		ND	140	13919	
4.9L (300) V8	00		DR	140	8294	
	99-98	57mm Diameter Pulley	DR	140	8226-11	N8226-11
		62mm Diameter Pulley	DR	140	8226-11	N8226-11
	97	w/Heated Windshield	DR	140	8170-11	
		wo/Heated Windshield	DR	140	8226-11	N8226-11
	96-94	w/Heated Windshield	DR	140	8170-11	
wo/Heated Windshield		DR	140	8127-11	N8127-11	
4.9L (300) V8	95-91	w/Heated Windshield	DR	140	7966-2	N7966-2
		wo/Heated Windshield	DR	140	7969-2	N7969-2
5.4L (331) V8	55-53	wo/AC	DR	30	9005	
5.7L (350) V8 (Diesel)	84-80	Std	DR	80	7135	
		Opt HD	DR	100	7157	
	79		DR	80	7135	
6.0L (365) V8	58	wo/AC	DR	30	9005	
	56	wo/AC	DR	30	9005	
6.0L (368) V8	81	Std	DR	80	7135	
		Opt	DR	100	7157	
	80	w/Dbl Mtg Foot, 80 Amps	DR	80	7135	
		w/Dbl Mtg Foot, 100 Amps	DR	100	7157	
6.4L (390) V8	63	w/Alternator	DR	60	7111	
		w/Generator	DR	30	9005	
7.0L (425) V8	79-77	wo/AC	DR	30	9005	
		w/Carb	DR	63	7127-12	N7127-12
7.0L (429) V8	67-64	w/FI	DR	80	7135	
			DR	60	7111	

## ALTERNATORS / ALTERNATEURS / ALTERNADORES

Liter Litre Litro	Year Année Año	Options Options Opciones	Mfg.	Amp	Reman	New Nouveau Nuevo
<b>CADILLAC - continued</b>						
<b>DEVILLE - continued</b>						
7.7L (472) V8	74-73		DR	63	7127-12	N7127-12
	72	w/External Reg	DR	55	7133	N7127-12
		w/Internal Reg, Exc Limousine, w/DbI Mtg Foot	DR	80	7135	
		w/Internal Reg, Exc Limousine, w/Sgl Mtg Foot	DR	63	7127-12	
		w/Internal Reg, Limousine, Std	DR	80	7135	
	71-68	Exc Limousine	DR	55	7122	
Limousine, Std		DR	55	7122		
8.2L (500) V8	76-75	w/Carb	DR	63	7127-12	N7127-12
		w/FI	DR	80	7135	
	74		DR	80	7135	
<b>DTS</b>						
4.6L (281) V8	11-06	Exc Limousine	ND	150	11178	
		Limousine	ND	220	11181	
<b>ELDORADO</b>						
4.1L (250) V8	87-86		DR	120	7806-2	N7806-2
	85-82	Std	DR	80	7135	
		Opt HD	DR	100	7157	
4.1L (252) V6	82	w/3:00 Alt Plug	DR	85	7134-3	
		w/6:00 Alt Plug	DR	70	7137-6	
	81		DR	85	7134-3	
4.5L (273) V8	90-89		DR	120	7942-2	N7942-2
	88		DR	120	7806-2	N7806-2
4.6L (281) V8	02-00		DR	140	8226-11	N8226-11
	99-98	57mm Diameter Pulley	DR	140	8226-11	N8226-11
		62mm Diameter Pulley	DR	140	8226-11	N8226-11
	97	w/Heated Windshield	DR	140	8170-11	N8226-11
		wo/Heated Windshield	DR	140	8226-11	
96-93	w/Heated Windshield	DR	140	8170-11	N8127-11	
	wo/Heated Windshield	DR	140	8127-11		
4.9L (300) V8	93-91	w/Heated Windshield	DR	140	7966-2	N7966-2
		wo/Heated Windshield	DR	140	7969-2	N7969-2
5.4L (331) V8	55-53	wo/AC	DR	30	9005	
5.7L (350) V8	80	Std	DR	80	7135	
		Opt HD	DR	100	7157	
	79		DR	80	7135	
5.7L (350) V8 (Diesel)	85-81	Std	DR	80	7135	
		Opt HD	DR	100	7157	
	80-79		DR	80	7135	
6.0L (365) V8	58-56	wo/AC	DR	30	9005	
6.0L (368) V8	81	Std	DR	80	7135	
		Opt	DR	100	7157	
	80		DR	80	7135	
6.4L (390) V8	63	w/Alternator	DR	60	7111	
		w/Generator	DR	30	9005	
	60-59	wo/AC	DR	30	9005	
7.0L (425) V8	78-77	w/Carb	DR	63	7127-12	N7127-12
		w/FI	DR	80	7135	
7.0L (429) V8	67-63		DR	60	7111	
7.7L (472) V8	69-68		DR	55	7122	
8.2L (500) V8	76-75	w/DbI Mtg Foot	DR	80	7135	N7127-12
		w/Sgl Mtg Foot	DR	63	7127-12	
	74-71		DR	63	7127-12	N7127-12
	70		DR	55	7122	

# ALTERNATORS / ALTERNATEURS / ALTERNADORES

Liter Litre Litro	Year Année Año	Options Options Opciones	Mfg.	Amp	Reman	New Nouveau Nuevo
<b>CADILLAC - continued</b>						
<b>ESCALADE</b>						
<i>LATE MODEL ESCALADES CAN COME WITH AN ALTERNATOR THAT LOOKS IDENTICAL IN EVERY WAY, EXCEPT THE PLUG DIFFERS. THE 8292 COMES WITH A WIDER OVAL PLUG THAN THE 8302, AND THE UNIT'S VOLTAGE REGULATORS ARE DIFFERENT AND NO ATTEMPT SHOULD BE MADE TO TRY TO MAKE ONE WORK IN PLACE OF THE OTHER.</i>						
5.3L (325) V8	05		BO	160	11075	N11075
	04-03	Std	DR	105	8247	N8247
		Opt	DR	145	8292	N8292
	02	Std	DR	105	8247	N8247
		Opt	DR	130	8237	N8237
5.7L (350) V8	00-99	External Fan Alt	DR	140	8219-5	N8219-5
		Internal Fan Alt	DR	105	8206-5	N8206-5
6.0L (364) V8	06	Bosch Unit	BO	160	11075	N11075
		Delco Unit	DR	145	8302	N8302
	05	Bosch Unit	BO	160	11075	N11075
		Delco Unit	DR	145	8292	N8292
	04-03	Std	DR	105	8247	N8247
		Opt	DR	145	8292	N8292
02	Std	DR	105	8247	N8247	
	Opt	DR	130	8237	N8237	
6.2L (376) V8	11	Std	DR	145	8550	
		Opt	DR	160	8301	N8301
	10-09	Std, DR37 Type, 145 Amps	DR	145	8550	
		Std, DR44 Type, 145 Amps	DR	145	8302	N8302
		Opt, 160 Amps	DR	160	8301	N8301
	08-07	Std	DR	145	8302	N8302
Opt		DR	160	8301	N8301	
<b>FLEETWOOD</b>						
<i>THE 7904-2 AND 7966-2 HAVE A SIMILAR APPEARANCE, BUT THE A/C CONNECTIONS ON THE 7904-2 ARE THREADED; THE 7966-2 UNTHREADED. THEY CANNOT BE INTERCHANGED WITHOUT THE HARNESS BEING MODIFIED, OR REPLACED.</i>						
4.1L (250) V8	87-86		DR	120	7806-2	N7806-2
	85	FWD, Std	DR	108	7291-12	
		FWD, Opt	DR	120	7934-12	
		RWD, Std	DR	80	7135	
		RWD, Opt	DR	100	7157	
	84-82	Std	DR	80	7135	
Opt		DR	100	7157		
55	wo/AC	DR	30	9005		
4.1L (252) V6	82	w/3:00 Alt Plug	DR	85	7134-3	
		w/6:00 Alt Plug	DR	70	7137-6	
	81		DR	85	7134-3	
	80	w/DbI Mtg Foot, Std	DR	80	7135	
		w/DbI Mtg Foot, Opt	DR	100	7157	
w/Sgl Mtg Foot, Std		DR	63	7127-12	N7127-12	
	w/Sgl Mtg Foot, Opt, w/3:00 Alt Plug	DR	85	7134-3		
	w/Sgl Mtg Foot, Opt, w/12:00 Alt Plug	DR	85	7134-12	N7290-12	
4.3L (260) V6 (Diesel)	85	California	DR	94	7294-R	
		Federal	DR	94	7294-12	N7294-12
4.5L (273) V8	90-89	w/Heated Windshield	DR	120	7904-2	
		wo/Heated Windshield	DR	120	7942-2	N7942-2
	88		DR	120	7806-2	N7806-2
4.9L (300) V8	93-91	w/Heated Windshield	DR	140	7966-2	N7966-2
		wo/Heated Windshield	DR	140	7969-2	N7969-2
5.0L (305) V8	92-91		DR	105	7861-11	N7861-11
5.0L (307) V8	90-89		DR	105	7888-3	N7888-3
			DR	105	7888-3	N7888-3
	88	w/Armored Option	DR	105	7888-3	N7888-3
		wo/Armored Option	DR	94	7830-9	N7830-9
	87-86		DR	94	7830-9	N7830-9
5.4L (331) V8	55-53	wo/AC	DR	30	9005	

## ALTERNATORS / ALTERNATEURS / ALTERNADORES

Liter Litre Litro	Year Année Año	Options Options Opciones	Mfg.	Amp	Reman	New Nouveau Nuevo
<b>CADILLAC - continued</b>						
<b>FLEETWOOD - continued</b>						
5.7L (350) V8	96-93		DR	140	8112-5	N8112-5
	92-91	w/Coachbuilder Opt	DR	124	7864-5	
		wo/Coachbuilder Opt	DR	105	7861-11	N7861-11
	90		DR	124	7864-5	
5.7L (350) V8 (Diesel)	85-80	Std	DR	80	7135	
		Opt HD	DR	100	7157	
	79		DR	80	7135	
6.0L (365) V8	58-56	wo/AC	DR	30	9005	
6.0L (368) V8	84-81	Std	DR	80	7135	
		Opt	DR	100	7157	
	80	w/Dbl Mtg Foot, 80 Amps	DR	80	7135	
		w/Dbl Mtg Foot, 100 Amps	DR	100	7157	
		w/Sgl Mtg Foot, Std	DR	63	7127-12	N7127-12
	w/Sgl Mtg Foot, Opt, w/3:00 Alt Plug	DR	85	7134-3		
	w/Sgl Mtg Foot, Opt, w/12:00 Alt Plug	DR	85	7134-12	N7290-12	
6.4L (390) V8	63	w/Alternator	DR	60	7111	
		w/Generator	DR	30	9005	
	60-59	wo/AC	DR	30	9005	
7.0L (425) V8	79-77	w/Carb	DR	63	7127-12	N7127-12
		w/FI, Exc Limousine	DR	80	7135	
7.0L (429) V8	70-67	Std	DR	60	7111	
		Opt	DR	55	7122	
	66-63		DR	60	7111	
7.7L (472) V8	74-73	Exc Limousine, w/Dbl Mtg Foot	DR	80	7135	
		Exc Limousine, w/Sgl Mtg Foot	DR	63	7127-12	N7127-12
		Limousine, Std	DR	80	7135	
	72	w/External Reg	DR	55	7133	
		w/Internal Reg, Exc Limousine, w/Dbl Mtg Foot	DR	80	7135	
		w/Internal Reg, Exc Limousine, w/Sgl Mtg Foot	DR	63	7127-12	N7127-12
	w/Internal Reg, Limousine, Std	DR	80	7135		
71-68	Exc Limousine	DR	55	7122		
	Limousine, Std	DR	55	7122		
8.2L (500) V8	76-75	Exc Limousine, w/Dbl Mtg Foot	DR	80	7135	
		Exc Limousine, w/Sgl Mtg Foot	DR	63	7127-12	N7127-12
<b>SERIES 62</b>						
5.4L (331) V8	55-53	wo/AC	DR	30	9005	
6.0L (365) V8	58-56	wo/AC	DR	30	9005	
6.4L (390) V8	63	w/Alternator	DR	60	7111	
		w/Generator	DR	30	9005	
	60-59	wo/AC	DR	30	9005	
7.0L (429) V8	64		DR	60	7111	
<b>SEVILLE</b>						
4.1L (250) V8	87-86		DR	120	7806-2	N7806-2
	85-82	Std	DR	80	7135	
		Opt	DR	100	7157	
4.1L (252) V6	82	w/3:00 Alt Plug	DR	85	7134-3	
		w/6:00 Alt Plug	DR	70	7137-6	
	81		DR	85	7134-3	
4.5L (273) V8	90-89		DR	120	7942-2	N7942-2
	88		DR	120	7806-2	N7806-2
4.6L (281) V8	04-01		ND	140	13919	
	00		DR	140	8294	
	99-98		DR	140	8236	
			DR	140	8170-11	
	97	w/Heated Windshield	DR	140	8226-11	N8226-11
96-93	wo/Heated Windshield	DR	140	8170-11		
	w/Heated Windshield	DR	140	8127-11	N8127-11	
	wo/Heated Windshield	DR	140	8127-11		

## ALTERNATORS / ALTERNATEURS / ALTERNADORES

Liter Litre Litro	Year Année Año	Options Options Opciones	Mfg.	Amp	Reman	New Nouveau Nuevo
<b>CADILLAC - continued</b>						
<b>SEVILLE - continued</b>						
4.9L (300) V8	93-91	w/Heated Windshield	DR	140	7966-2	N7966-2
		wo/Heated Windshield	DR	140	7969-2	N7969-2
5.7L (350) V8	80	Std	DR	80	7135	
		Opt HD	DR	100	7157	
	79-76		DR	80	7135	
	75	w/DbI Mtg Foot w/Sgl Mtg Foot	DR DR	80 63	7135 7127-12	N7127-12
5.7L (350) V8 (Diesel)	85-81	Std	DR	80	7135	
		Opt HD	DR	100	7157	
	80		DR	80	7135	
	79-78	w/Rear Defrost wo/Rear Defrost	DR DR	80 63	7135 7127-12	N7127-12
6.0L (368) V8	81	Std	DR	80	7135	
		Opt	DR	100	7157	
	80		DR	80	7135	
<b>SRX</b>						
3.6L (217) V6	09-04		ND	150	11046	
4.6L (281) V8	09-07		ND	150	11248	
	06-04		ND	150	11038	
<b>STS</b>						
3.6L (217) V6	11-05		ND	150	11046	
4.4L (267) V8	09-07		ND	150	11248	
	06		ND	150	11038	
4.6L (281) V8	10-07		ND	150	11248	
	06-05		ND	150	11038	
<b>XLR</b>						
4.4L (267) V8	09-06		HI	150	11167	
4.6L (281) V8	09-04		HI	150	11167	
<b>CHEVROLET</b>						
<i>VARIOUS GM TSB'S INDICATE "GENERATORS (ALTERNATORS) ARE BEING REPLACED BECAUSE OF COMMENTS OF LOW VOLTAGE READINGS OR DIM LIGHTS AT IDLE. THIS CONDITION IS A NORMAL OPERATING CHARACTERISTIC OF THE VEHICLE, AND NO REPAIRS SHOULD BE ATTEMPTED UNLESS A PROVEN FAULT HAS BEEN FOUND. ANY VEHICLE MAY HAVE A LOW VOLTAGE READING ... WHEN ELECTRICAL LOADS ARE HEAVY AT IDLE, OR UNDER VERY SLOW DRIVING CONDITIONS. AT IDLE, VEHICLE LOADS MAY EXCEED THE LOW SPEED OUTPUT CAPABILITIES OF THE GENERATOR (ALTERNATOR), BUT THE BATTERY CAN SUPPLY THIS SHORTFALL FROM IT'S RESERVE CAPACITY FOR SHORT PERIODS." THESE BULLETINS GO ON TO SAY THAT GENERATOR (ALTERNATOR) OUTPUT CAN BE AS LOW AS 35% OF FULL RATED OUTPUT AT TIMES, AND THAT THIS MAY NOT BE ENOUGH TO HANDLE THE LOADS AT TIMES OF HIGHER TEMPERATURES AND / OR SLOWER ENGINE SPEEDS. IN A NUTSHELL - DO NOT ASSUME THERE IS A PROBLEM, UNLESS ONE CAN BE FOUND.</i>						
<b>ASTRO VAN</b>						
2.5L (151) L4	90-87		DR	105	7860-11	N7860-11
	86		DR	100	7820-11	N7820-11
	85	Std Opt HD	DR DR	78 94	7273-3 7294-3	N7273-3 N7294-3
4.3L (262) V6	05		BO	105	11073	N11073
	04-01		DR	105	8247	N8247
	00		DR	105	8231-5	N8231-5
	99-96		DR	105	8206-5	N8206-5
	95-94		DR	105	8160-11	N8160-11
	93		DR	105	8165-3	N8165-3
	92-90	w/AC	DR	105	7861-3	N7861-3
		wo/AC	DR	105	7861-3	N7861-3
	89-87	w/AC	DR	105	7861-11	N7861-11
		wo/AC	DR	105	7861-11	N7861-11
86		DR	100	7820-11	N7820-11	
85	Std	DR	78	7273-12	N7273-12	
	Opt HD	DR	94	7294-3	N7294-3	

# ALTERNATORS / ALTERNATEURS / ALTERNADORES

Liter Litre Litro	Year Année Año	Options Options Opciones	Mfg.	Amp	Reman	New Nouveau Nuevo
<b>CHEVROLET - continued</b>						
<b>AVALANCHE</b>						
<i>LATE MODEL AVALANCHE PICKUPS CAN COME WITH AN ALTERNATOR THAT LOOKS IDENTICAL IN EVERY WAY, EXCEPT THE PLUG DIFFERS. THE 8292 COMES WITH A WIDER OVAL PLUG THAN THE 8302, AND THE UNIT'S VOLTAGE REGULATORS ARE DIFFERENT, AND NO ATTEMPT SHOULD BE MADE TO TRY TO MAKE ONE WORK IN PLACE OF THE OTHER.</i>						
5.3L (323) V8	11	Std Opt	DR DR	145 160	8550 8301	N8301
	10-09	Std, DR37 Type, 145 Amps	DR	145	8550	
		Std, DR44 Type, 145 Amps	DR	145	8302	N8302
		Opt, 160 Amps	DR	160	8301	N8301
	08-07	Std	DR	145	8302	N8302
		Opt	DR	160	8301	N8301
	06-05	Bosch Unit	BO	160	11075	N11075
Delco Unit		DR	145	8302	N8302	
04-03	Std	DR	105	8247	N8247	
	Opt	DR	145	8292	N8292	
02	Std	DR	105	8247	N8247	
	Opt	DR	130	8237	N8237	
6.0L (364) V8	09	Std, DR37 Type, 145 Amps	DR	145	8550	
		Std, DR44 Type, 145 Amps	DR	145	8302	N8302
		Opt, 160 Amps	DR	160	8301	N8301
	08-07	Std	DR	145	8302	N8302
Opt		DR	160	8301	N8301	
8.1L (496) V8	06-05	Bosch Unit	BO	100	11076	N11076
		Delco Unit	DR	145	8292	N8292
	04-03	Std	DR	105	8247	N8247
		Opt	DR	145	8292	N8292
	02	Std	DR	105	8247	N8247
Opt		DR	130	8237	N8237	
<b>AVEO</b>						
1.6L (98) L4	11-09		DR	95	8486	
	08-04		DR	85	8483	N8483
<b>BEL AIR</b>						
3.5L (216) L6	53-52	6 1/8" Mtg Distance	DR	35	9202	
	51-46	7 1/8" Mtg Distance	DR	25	9410	
3.8L (229) V6	80	w/AC, Std	DR	63	7127-12	N7127-12
		w/AC, Opt HD	DR	85	7134-3	
		wo/AC	DR	63	7127-12	N7127-12
3.8L (230) L6	70-69		DR	55	7122	
	68-63		DR	60	7111	
3.9L (235) L6	62-60	w/Generator	DR	30	9005	
	59-58	wo/PS	DR	30	9005	
	57-55	6-Volt	DR	25	9410	
		12-Volt, wo/PS	DR	25	9010	
	54-52	6-Volt	DR	35	9202	
	51-50	6-Volt	DR	25	9410	
4.1L (250) L6	49-46		DR	25	9410	
	73		DR	63	7127-9	N7127-9
	72		DR	55	7133	
	71-69		DR	55	7122	
	68-65		DR	60	7111	
4.3L (265) V8	55	wo/PS	DR	25	9010	
4.4L (267) V8	81-80	w/AC, Std	DR	63	7127-3	N7127-3
		w/AC, Opt HD	DR	85	7134-3	
		wo/AC	DR	63	7127-3	N7127-3
4.6L (283) V8	67-63		DR	60	7111	
5.0L (305) V8	81-80	w/AC, Std	DR	63	7127-3	N7127-3
		w/AC, Opt HD	DR	85	7134-3	
		wo/AC	DR	63	7127-3	N7127-3
5.0L (307) V8	68		DR	55	7122	

# ALTERNATORS / ALTERNATEURS / ALTERNADORES

Liter Litre Litro	Year Année Año	Options Options Opciones	Mfg.	Amp	Reman	New Nouveau Nuevo
<b>CHEVROLET - continued</b>						
<b>BEL AIR - continued</b>						
5.4L (327) V8	69-68		DR	55	7122	
	67-63		DR	60	7111	
5.7L (350) V8	80	w/Dbl Mtg Foot (Opt HD)	DR	80	7135	N7127-3
		w/Sgl Mtg Foot, w/AC, Std	DR	63	7127-3	
		w/Sgl Mtg Foot, w/AC, Opt	DR	85	7134-3	
		w/Sgl Mtg Foot, wo/AC	DR	63	7127-3	
	75-73		DR	63	7127-3	
	72		DR	55	7133	
	71-69		DR	55	7122	
6.5L (396) V8	69		DR	55	7122	
	68-65		DR	60	7111	
6.6L (400) V8	75-73		DR	63	7127-3	N7127-3
	72		DR	55	7133	
	71-70		DR	55	7122	
6.6L (402) V8	72		DR	55	7133	
	71-70		DR	55	7122	
6.7L (409) V8	65-63		DR	60	7111	
7.0L (427) V8	69		DR	55	7122	
	68-66		DR	60	7111	
7.4L (454) V8	75-73		DR	63	7127-3	N7127-3
	72		DR	55	7133	
	71-70		DR	55	7122	
<b>BERETTA</b>						
2.0L (122) L4	89-87	w/AC	DR	105	7933-11	N7933-11
		wo/AC	DR	80	7819-11	N7933-11
2.2L (134) L4	96		DR	105	8208-2	N8208-2
	95-93		DR	105	8165-7	N8165-7
		92		DR	105	7933-11
	91-90	w/AC	DR	105	7933-11	N7933-11
		wo/AC	DR	80	7819-11	N7933-11
2.3L (138) L4	94-93		DR	105	8169-11	N8169-11
	92-90		DR	105	7860-11	N7860-11
2.8L (173) V6	89-87	w/AC	DR	105	7860-7	N7860-7
		wo/AC	DR	105	7860-7	N7860-7
<i>IN MID 1995 THE 3.1L ENGINE BEGAN USING AN AIR DUCT WHICH ATTACHED TO THE BACK OF THE ALTERNATOR. BY REMOVING THE PLASTIC STATOR LEAD COVER FROM THE BACK OF THE ALTERNATOR, THE AIR DUCT FROM THE VEHICLE CAN BE MOUNTED.</i>						
3.1L (189) V6	96		DR	105	8171-7	N8171-7
	95	w/Air Duct Cooling	DR	105	8171-7	N8171-7
		wo/Air Duct Cooling	DR	105	8171-7	N8171-7
	94		DR	105	8171-7	N8171-7
	93-91		DR	105	7860-7	N7860-7
	90	w/AC	DR	105	7860-7	N7860-7
wo/AC		DR	105	7860-7	N7860-7	
<b>BISCAYNE</b>						
3.8L (230) L6	70-69		DR	55	7122	
	68-63		DR	60	7111	
3.9L (235) L6	62-61	w/Generator	DR	30	9005	
	60	Std	DR	30	9005	
	59-58	wo/PS	DR	30	9005	
4.1L (250) L6	72		DR	55	7133	
	71-69		DR	55	7122	
	68-65		DR	60	7111	
4.6L (283) V8	67-63		DR	60	7111	
5.0L (307) V8	68		DR	55	7122	
5.4L (327) V8	69-68		DR	55	7122	
	67-63		DR	60	7111	
5.7L (350) V8	72		DR	55	7133	
	71-69		DR	55	7122	



# ALTERNATORS / ALTERNATEURS / ALTERNADORES

Liter Litre Litro	Year Année Año	Options Options Opciones	Mfg.	Amp	Reman	New Nouveau Nuevo
<b>CHEVROLET - continued</b>						
<b>BISCAYNE - continued</b>						
6.5L (396) V8	69		DR	55	7122	
	68-65		DR	60	7111	
6.6L (400) V8	72		DR	55	7133	
	71-70		DR	55	7122	
6.6L (402) V8	72		DR	55	7133	
	71-70		DR	55	7122	
6.7L (409) V8	65-63		DR	60	7111	
7.0L (427) V8	69		DR	55	7122	
	68-66		DR	60	7111	
7.4L (454) V8	72		DR	55	7133	
	71-70		DR	55	7122	
<b>BLAZER</b>						
1.9L (119) L4	84		DR	78	7278-9	
	83		DR	63	7127-9	N7127-9
2.0L (122) L4	84-83	w/AC	DR	78	7273-12	N7273-12
		wo/AC	DR	63	7127-12	N7127-12
2.2L (134) L4 (Diesel)	84	w/Gauges	DR	78	7273-9R	
		wo/Gauges	DR	78	7273-9	N7273-9
2.5L (151) L4	88-87		DR	105	7860-11	N7860-11
	86	w/2-Pin Alt Plug	DR	78	7273-3	N7273-3
		w/4-Pin Alt Plug	DR	100	7820-11	N7820-11
85		DR	78	7273-3	N7273-3	
2.8L (173) V6	90-87		DR	100	7860-3	N7860-3
	86		DR	100	7820-11	N7820-11
	85-84		DR	78	7273-3	N7273-3
	83	w/AC	DR	78	7273-3	N7273-3
wo/AC		DR	63	7127-3	N7127-3	
3.8L (230) L6	69		DR	60	7111	
4.1L (250) L6	82-81		DR	63	7127-9	N7127-9
	80	w/DbI Mtg Foot (Opt HD)	DR	80	7135	
		w/Sgl Mtg Foot	DR	63	7127-9	N7127-9
	79-73		DR	63	7127-9	N7127-9
	72		DR	55	7133	
71-69		DR	55	7122		
4.3L (262) V6	05-01		DR	100	8283	N8283
	00-98		DR	105	8231-5	N8231-5
	97-96		DR	105	8206-5	N8206-5
	95-94		DR	100	8160-5	N8160-5
	93-92		DR	105	7861-7	N7861-7
	91	Std	DR	105	7861-7	N7861-7
		Opt	DR	105	7861-7	N7861-7
90-88	w/Baja Pkg wo/Baja Pkg	DR DR	105 105	7861-7 7861-7	N7861-7 N7861-7	
4.8L (292) L6	76		DR	63	7127-9	N7127-9
	73		DR	63	7127-9	N7127-9
	72		DR	55	7133	
	71-69		DR	55	7122	
5.0L (305) V8	87	w/2-Pin Alt Plug, Std	DR	78	7273-3	N7273-3
		w/2-Pin Alt Plug, Opt	DR	94	7294-3	N7294-3
		w/4-Pin Alt Plug, Std	DR	105	7861-11	N7861-11
		w/4-Pin Alt Plug, Opt	DR	105	7861-11	N7861-11
	86	Std	DR	63	7127-3	N7127-3
		Opt	DR	78	7273-9	N7273-9
	85	Std	DR	63	7127-3	N7127-3
		Opt	DR	78	7273-3	N7273-3
	84-83	w/AC	DR	78	7273-3	N7273-3
wo/AC		DR	63	7127-3	N7127-3	
82-81		DR	63	7127-3	N7127-3	

## ALTERNATORS / ALTERNATEURS / ALTERNADORES

Liter Litre Litro	Year Année Año	Options Options Opciones	Mfg.	Amp	Reman	New Nouveau Nuevo
<b>CHEVROLET - continued</b>						
<b>BLAZER - continued</b>						
5.0L (305) V8	80	w/DbI Mtg Foot (Opt HD)	DR	80	7135	
		w/Sgl Mtg Foot	DR	63	7127-3	N7127-3
	79-77		DR	63	7127-3	N7127-3
5.0L (307) V8	73		DR	63	7127-3	N7127-3
	72		DR	55	7133	
	71-69		DR	55	7122	
5.7L (350) V8	94	Std	DR	105	8165-7	N8165-7
		Opt	DR	124	7901-2	N7901-2
	93	Std	DR	105	7861-7	N7861-7
		Opt, 105 Amps	DR	105	8165-7	N8165-7
		Opt, 124 Amps	DR	124	7901-2	N7901-2
	92-91	w/AC	DR	105	7861-7	N7861-7
		wo/AC	DR	105	7861-7	N7861-7
		Opt HD	DR	124	7901-2	N7901-2
	90-89	w/AC	DR	105	7861-7	N7861-7
		wo/AC	DR	105	7861-7	N7861-7
	88-87	w/2-Pin Alt Plug, Std	DR	78	7273-3	N7273-3
		w/2-Pin Alt Plug, Opt	DR	94	7294-3	N7294-3
		w/4-Pin Alt Plug	DR	105	7802-11	N7802-11
	86	w/AC	DR	78	7273-9	N7273-9
		wo/AC, Std	DR	63	7127-3	N7127-3
		wo/AC, Opt	DR	78	7273-9	N7273-9
	85-83	w/AC	DR	78	7273-3	N7273-3
wo/AC		DR	63	7127-3	N7127-3	
82-81	w/AC	DR	63	7127-3	N7127-3	
	wo/AC, w/3:00 Alt Plug	DR	63	7127-3	N7127-3	
	wo/AC, w/9:00 Alt Plug	DR	63	7127-9	N7127-9	
80	w/DbI Mtg Foot (Opt HD)	DR	80	7135		
	w/Sgl Mtg Foot	DR	63	7127-3	N7127-3	
	79-73		DR	63	7127-3	N7127-3
	72		DR	55	7133	
	71-69		DR	55	7122	
6.2L (379) V8 (Diesel)	91		DR	105	7802-11	N7802-11
	90-87		DR	78	7273-12	N7273-12
	86-83	Std	DR	78	7273-12	N7273-12
		Opt HD	DR	108	7290-9	
	82		DR	63	7127-12	N7127-12
6.5L (395) V8 (Diesel)	94		DR	105	8165-11	N8165-11
6.6L (400) V8	79-75		DR	63	7127-3	N7127-3
7.4L (454) V8	78-76		DR	63	7127-3	N7127-3
	73		DR	63	7127-3	N7127-3
<b>BROOKWOOD</b>						
4.1L (250) L6	69		DR	55	7122	
5.7L (350) V8	72		DR	55	7133	
	71-69		DR	55	7122	
6.6L (400) V8	72		DR	55	7133	
	70		DR	55	7122	
6.6L (402) V8	72		DR	55	7133	
<b>C / K / R / V SERIES PICKUPS</b>						
<i>LATE MODEL C / K SERIES PICKUPS CAN COME WITH AN ALTERNATOR THAT LOOKS IDENTICAL IN EVERY WAY, EXCEPT THE PLUG DIFFERS. THE 8292 COMES WITH A WIDER OVAL PLUG THAN THE 8302, AND THE UNIT'S VOLTAGE REGULATORS ARE DIFFERENT, AND NO ATTEMPT SHOULD BE MADE TO TRY TO MAKE ONE WORK IN PLACE OF THE OTHER.</i>						
2.5L (153) L4	65-64		DR	60	7111	
3.1L (194) L6	67-63		DR	60	7111	
3.5L (216) L6	53	6 1/8" Mtg Distance	DR	35	9202	
		7 1/8" Mtg Distance	DR	45	9205	
	52-50		DR	25	9410	

# ALTERNATORS / ALTERNATEURS / ALTERNADORES

Liter Litre Litro	Year Année Año	Options Options Opciones	Mfg.	Amp	Reman	New Nouveau Nuevo
<b>CHEVROLET - continued</b>						
<b>C / K / R / V SERIES PICKUPS - continued</b>						
3.8L (230) L6	69		DR	60	7111	
	66-63		DR	60	7111	
3.9L (235) L6	62-60	w/Generator	DR	30	9005	
	59-55	20 Amps	DR	20	10240	
		30 Amps	DR	30	9005	
	54-53	6 1/8" Mtg Distance	DR	35	9202	
		7 1/8" Mtg Distance	DR	45	9205	
52		DR	25	9410		
4.1L (250) L6	84	w/AC	DR	78	7273-9	N7273-9
		wo/AC	DR	63	7127-9	N7127-9
		Opt HD	DR	108	7290-12	N7290-12
	83	w/AC	DR	78	7273-9	N7273-9
		wo/AC	DR	63	7127-9	N7127-9
	82-81		DR	63	7127-9	N7127-9
	80	w/DbI Mtg Foot (Opt HD)	DR	80	7135	
		w/Sgl Mtg Foot	DR	63	7127-9	N7127-9
	79-73		DR	63	7127-9	N7127-9
	72		DR	55	7133	
	71-69		DR	55	7122	
68-66		DR	60	7111		
4.3L (261) L6	62-61	w/Generator	DR	30	9005	
	59-55	20 Amps	DR	20	10240	
		30 Amps	DR	30	9005	
	54	6 1/8" Mtg Distance	DR	35	9202	
7 1/8" Mtg Distance		DR	45	9205		
4.3L (262) V6	11	Std	DR	145	8550	
		Opt	DR	160	8301	N8301
	10-09	Bosch Unit	BO	125	11234	N11234
		Delco Unit, Std, DR37 Type	DR	145	8550	
		Delco Unit, Std, DR44 Type	DR	145	8302	N8302
		Delco Unit, Opt	DR	160	8301	N8301
	08	Bosch Unit	BO	125	11234	N11234
		Delco Unit, Std	DR	145	8302	N8302
		Delco Unit, Opt	DR	160	8301	N8301
	07	Exc Classic, Bosch Unit	BO	125	11234	N11234
		Exc Classic, Delco Unit, Std	DR	145	8302	N8302
		Exc Classic, Delco Unit, Opt	DR	160	8301	N8301
		Classic, Bosch Unit	BO	160	11075	N11075
	06-05	Classic, Delco Unit	DR	145	8302	N8302
		Bosch Unit	BO	160	11075	N11075
	04-03	Delco Unit	DR	145	8302	N8302
		Std	DR	105	8247	N8247
	02-99	Opt	DR	145	8292	N8292
		Std	DR	105	8247	N8247
	98	Opt	DR	130	8237	N8237
		External Fan Alt, Std	DR	124	8203-5	N8203-5
97-96	External Fan Alt, Opt	DR	140	8219-5	N8219-5	
	Internal Fan Alt	DR	105	8206-5	N8206-5	
95-94		DR	105	8206-5	N8206-5	
93		DR	105	8165-7	N8165-7	
92		DR	105	7861-7	N7861-7	
	Std	DR	105	7861-7	N7861-7	
91-90	Opt	DR	105	7861-7	N7861-7	
	w/AC	DR	105	7861-7	N7861-7	
89-88	wo/AC	DR	105	7861-7	N7861-7	
	w/AC	DR	105	7861-11	N7861-11	
	wo/AC	DR	105	7861-11	N7861-11	

## ALTERNATORS / ALTERNATEURS / ALTERNADORES

Liter Litre Litro	Year Année Año	Options Options Opciones	Mfg.	Amp	Reman	New Nouveau Nuevo
<b>CHEVROLET - continued</b>						
<b>C / K / R / V SERIES PICKUPS - continued</b>						
4.3L (262) V6	87	w/2-Pin Alt Plug, Std	DR	78	7273-12	N7273-12
		w/2-Pin Alt Plug, Opt	DR	94	7294-12	N7294-12
		w/4-Pin Alt Plug, 4-Groove Pulley	DR	105	7861-11	N7861-11
		w/4-Pin Alt Plug, 6-Groove Pulley	DR	105	7861-11	N7861-11
86-85	w/AC or HBW	DR	78	7273-12	N7273-12	
	wo/AC	DR	63	7127-12	N7127-12	
4.3L (265) V8	57-55	20 Amps	DR	20	10240	
		30 Amps	DR	30	9005	
4.6L (283) V8	67-63		DR	60	7111	
	62-60		DR	30	9005	
	59-57	20 Amps 30 Amps	DR DR	20 30	10240 9005	
4.8L (292) L6	88-83	w/AC	DR	78	7273-9	N7273-9
		wo/AC	DR	63	7127-9	N7127-9
	82-81		DR	63	7127-9	N7127-9
	80	w/Dbl Mtg Foot	DR	80	7135	
		w/Sgl Mtg Foot	DR	63	7127-9	N7127-9
	79-73		DR	63	7127-9	N7127-9
	72		DR	55	7133	
71-69		DR	55	7122		
68-63		DR	60	7111		
4.8L (294) V8	11		DR	160	8301	N8301
	10-09	Bosch Unit	BO	125	11234	N11234
		Delco Unit, Std, DR37 Type	DR	145	8550	
		Delco Unit, Std, DR44 Type	DR	145	8302	N8302
		Delco Unit, Opt	DR	160	8301	N8301
	08	Bosch Unit	BO	125	11234	N11234
		Delco Unit, Std	DR	145	8302	N8302
		Delco Unit, Opt	DR	160	8301	N8301
	07	Exc Classic, Bosch Unit	BO	125	11234	N11234
		Exc Classic, Delco Unit, Std	DR	145	8302	N8302
		Exc Classic, Delco Unit, Opt	DR	160	8301	N8301
		Classic, Bosch Unit	BO	160	11075	N11075
		Classic, Delco Unit	DR	145	8302	N8302
06-05	Bosch Unit	BO	160	11075	N11075	
	Delco Unit	DR	145	8302	N8302	
04-03	Std	DR	105	8247	N8247	
	Opt	DR	145	8292	N8292	
02-99	Std	DR	105	8247	N8247	
	Opt	DR	130	8237	N8237	
5.0L (305) V8	99-96	External Fan Alt, Std	DR	124	8203-5	N8203-5
		External Fan Alt, Opt	DR	140	8219-5	N8219-5
		Internal Fan Alt	DR	105	8206-5	N8206-5
	95-94	Std	DR	105	8165-7	N8165-7
		Opt	DR	124	7901-2	N7901-2
	93	Std	DR	105	7861-7	N7861-7
		Opt	DR	124	7901-2	N7901-2
	92	Std	DR	105	7861-7	N7861-7
		Opt, 100 Amps	DR	105	7861-7	N7861-7
		Opt, 124 Amps	DR	124	7901-2	N7901-2
	91-90	w/AC	DR	105	7861-7	N7861-7
		wo/AC	DR	105	7861-7	N7861-7
		Opt HD	DR	124	7901-2	N7901-2
89-88	w/AC	DR	105	7861-11	N7861-11	
	wo/AC	DR	105	7861-11	N7861-11	
87	w/2-Pin Alt Plug, Std	DR	78	7273-3	N7273-3	
	w/2-Pin Alt Plug, Opt	DR	94	7294-3	N7294-3	
	w/4-Pin Alt Plug, 4-Groove Pulley	DR	105	7861-11	N7861-11	
	w/4-Pin Alt Plug, 6-Groove Pulley	DR	105	7861-11	N7861-11	

# ALTERNATORS / ALTERNATEURS / ALTERNADORES

Liter Litre Litro	Year Année Año	Options Options Opciones	Mfg.	Amp	Reman	New Nouveau Nuevo
<b>CHEVROLET - continued</b>						
<b>C / K / R / V SERIES PICKUPS - continued</b>						
5.0L (305) V8	86	Std	DR	63	7127-3	N7127-3
		Opt	DR	78	7273-9	N7273-9
	85	Std	DR	63	7127-3	N7127-3
		Opt	DR	78	7273-3	N7273-3
	84-83	w/AC	DR	78	7273-3	N7273-3
		wo/AC	DR	63	7127-3	N7127-3
	82-81		DR	63	7127-3	N7127-3
80	w/DbI Mtg Foot (Opt HD) w/Sgl Mtg Foot	DR	80	7135		
		DR	63	7127-3	N7127-3	
	79-76		DR	63	7127-3	N7127-3
5.0L (307) V8	73		DR	63	7127-9	N7127-9
	72		DR	55	7133	
	71-69		DR	55	7122	
	68		DR	60	7111	
5.3L (322) V8	59-56	20 Amps	DR	20	10240	
		30 Amps	DR	30	9005	
5.3L (323) V8	11	Std	DR	145	8550	
		Opt	DR	160	8301	N8301
	10-09	Bosch Unit Delco Unit, Std, DR37 Type Delco Unit, Std, DR44 Type Delco Unit, Opt	BO	125	11234	N11234
			DR	145	8550	
			DR	145	8302	N8302
			DR	160	8301	N8301
	08	Bosch Unit Delco Unit, Std Delco Unit, Opt	BO	125	11234	N11234
			DR	145	8302	N8302
			DR	160	8301	N8301
	07	Exc Classic, Bosch Unit Exc Classic, Delco Unit, Std Exc Classic, Delco Unit, Opt Classic, Bosch Unit Classic, Delco Unit	BO	125	11234	N11234
			DR	145	8302	N8302
			DR	160	8301	N8301
			BO	160	11075	N11075
			DR	145	8302	N8302
06-05	Bosch Unit Delco Unit	BO	160	11075	N11075	
		DR	145	8302	N8302	
04-03	Std Opt	DR	105	8247	N8247	
		DR	145	8292	N8292	
02-99	Std Opt	DR	105	8247	N8247	
		DR	130	8237	N8237	
5.4L (327) V8	68-63		DR	60	7111	
	62	w/Generator	DR	30	9005	
5.7L (348) V8	65-64		DR	60	7111	
	62-60	w/Generator	DR	30	9005	
	59-58	20 Amps	DR	20	10240	
30 Amps		DR	30	9005		
5.7L (350) V8	00-96	External Fan Alt, Std	DR	124	8203-5	N8203-5
		External Fan Alt, Opt	DR	140	8219-5	N8219-5
		Internal Fan Alt	DR	105	8206-5	N8206-5
	95-94	Std	DR	105	8165-7	N8165-7
		Opt	DR	124	7901-2	N7901-2
	93	w/1:00 Alt Plug	DR	124	7901-2	N7901-2
		w/7:00 Alt Plug, Std	DR	105	7861-7	N7861-7
		w/7:00 Alt Plug, Opt	DR	105	8165-7	N8165-7
	92	w/AC	DR	105	7861-7	N7861-7
		wo/AC, Std	DR	105	7861-7	N7861-7
		wo/AC, Opt	DR	105	7861-7	N7861-7
		Opt HD	DR	124	7901-2	N7901-2
	91	Exc RV3 Models - w/AC	DR	105	7861-7	N7861-7
		Exc RV3 Models - wo/AC	DR	105	7861-7	N7861-7
Exc RV3 Models - Opt HD		DR	124	7901-2	N7901-2	
RV3 Models - Std		DR	105	7802-3	N7802-3	
RV3 Models - Opt		DR	124	7901-2	N7901-2	

## ALTERNATORS / ALTERNATEURS / ALTERNADORES

Liter Litre Litro	Year Année Año	Options Options Opciones	Mfg.	Amp	Reman	New Nouveau Nuevo
<b>CHEVROLET - continued</b>						
<b>C / K / R / V SERIES PICKUPS - continued</b>						
5.7L (350) V8	90	w/AC	DR	105	7861-7	N7861-7
		wo/AC	DR	105	7861-7	N7861-7
	89	C,K Series - w/AC	DR	105	7861-11	N7861-11
		C,K Series - wo/AC	DR	105	7861-11	N7861-11
		R,V Series - w/2-Pin Alt Plug, Std	DR	78	7273-3	N7273-3
		R,V Series - w/2-Pin Alt Plug, Opt	DR	94	7294-3	N7294-3
		R,V Series - w/4-Pin Alt Plug	DR	105	7861-7	N7861-7
	88-87	C,K Series - w/AC	DR	105	7861-11	N7861-11
		C,K Series - wo/AC	DR	105	7861-11	N7861-11
		R,V Series - w/2-Pin Alt Plug, Std	DR	78	7273-3	N7273-3
		R,V Series - w/2-Pin Alt Plug, Opt	DR	94	7294-3	N7294-3
		R,V Series - w/4-Pin Alt Plug	DR	105	7802-11	N7802-11
	86	VIN L, w/AC	DR	78	7273-9	N7273-9
		VIN L, wo/AC, Std	DR	63	7127-3	N7127-3
		VIN L, wo/AC, Opt	DR	78	7273-9	N7273-9
		VIN M, w/AC	DR	78	7273-3	N7273-3
		VIN M, wo/AC	DR	63	7127-3	N7127-3
85-83	w/AC	DR	78	7273-3	N7273-3	
	wo/AC	DR	63	7127-3	N7127-3	
82-81	w/AC	DR	63	7127-3	N7127-3	
	wo/AC, w/3:00 Alt Plug	DR	63	7127-3	N7127-3	
	wo/AC, w/9:00 Alt Plug	DR	63	7127-9	N7127-9	
80	w/DbI Mtg Foot (Opt HD)	DR	80	7135		
	w/Sgl Mtg Foot	DR	63	7127-3	N7127-3	
79-73		DR	63	7127-3	N7127-3	
72		DR	55	7133		
71-69		DR	55	7122		
5.7L (350) V8 (Diesel)	81	w/AC	DR	63	7127-9	N7127-9
		wo/AC	DR	63	7127-3	N7127-3
	80	w/DbI Mtg Foot (Opt HD)	DR	80	7135	
		w/Sgl Mtg Foot	DR	63	7127-3	N7127-3
79-78		DR	63	7127-3	N7127-3	
6.0L (364) V8	11	Bosch Unit	BO	125	11234	N11234
		Delco Unit	DR	160	8301	N8301
	10-09	Bosch Unit	BO	125	11234	N11234
		Delco Unit, Std, DR37 Type	DR	145	8550	
		Delco Unit, Std, DR44 Type	DR	145	8302	N8302
		Delco Unit, Opt	DR	160	8301	N8301
	08	Bosch Unit	BO	125	11234	N11234
		Delco Unit, Std	DR	145	8302	N8302
		Delco Unit, Opt	DR	160	8301	N8301
	07	Exc Classic, Bosch Unit	BO	125	11234	N11234
		Exc Classic, Delco Unit, Std	DR	145	8302	N8302
		Exc Classic, Delco Unit, Opt	DR	160	8301	N8301
		Classic, w/2-Pin Alt Plug, Std	DR	145	8302	N8302
		Classic, w/2-Pin Alt Plug, Opt	BO	160	11075	N11075
		Classic, w/4-Pin Alt Plug, Std	BO	100	11348	
		Classic, w/4-Pin Alt Plug, Opt	DR	145	8292	N8292
	06	Bosch Unit, w/2-Pin Alt Plug	BO	160	11075	N11075
Bosch Unit, w/4-Pin Alt Plug		BO	100	11076	N11076	
Delco Unit, w/2-Pin Alt Plug		DR	145	8302	N8302	
Delco Unit, w/4-Pin Alt Plug		DR	145	8292	N8292	
05	Bosch Unit, w/2-Pin Alt Plug	BO	160	11075	N11075	
	Bosch Unit, w/4-Pin Alt Plug	BO	100	11076	N11076	
	Delco Unit, w/2-Pin Alt Plug	DR	145	8302	N8302	
	Delco Unit, w/4-Pin Alt Plug, Std	DR	105	8247	N8247	
	Delco Unit, w/4-Pin Alt Plug, Opt	DR	145	8292	N8292	
04-03	Std	DR	105	8247	N8247	
	Opt	DR	145	8292	N8292	

## ALTERNATORS / ALTERNATEURS / ALTERNADORES

Liter Litre Litro	Year Année Año	Options Options Opciones	Mfg.	Amp	Reman	New Nouveau Nuevo
<b>CHEVROLET - continued</b>						
<b>C / K / R / V SERIES PICKUPS - continued</b>						
6.0L (364) V8	02-99	Std	DR	105	8247	N8247
		Opt	DR	130	8237	N8237
6.0L (366) V8	66		DR	60	7111	
6.2L (376) V8	11	Delco Unit	DR	160	8301	N8301
	10-09	Bosch Unit	BO	125	11234	N11234
		Delco Unit, Std, DR37 Type	DR	145	8550	
		Delco Unit, Std, DR44 Type	DR	145	8302	N8302
		Delco Unit, Opt	DR	160	8301	N8301
6.2L (379) V8 (Diesel)	93		DR	105	8165-11	N8165-11
	92	w/AC	DR	105	7861-11	N7861-11
		wo/AC	DR	105	7861-11	N7861-11
	91	C,K Series - w/AC	DR	105	7861-11	N7861-11
		C,K Series - wo/AC	DR	105	7861-11	N7861-11
		R,V Series	DR	105	7802-11	N7802-11
	90-87	C,K Series - w/AC	DR	105	7861-11	N7861-11
		C,K Series - wo/AC	DR	105	7861-11	N7861-11
R,V Series		DR	78	7273-12	N7273-12	
86-83	Std	DR	78	7273-12	N7273-12	
	Opt HD	DR	108	7290-9		
82		DR	63	7127-12	N7127-12	
6.5L (395) V8 (Diesel)	02-01		DR	105	8206-5	N8206-5
	00-98	External Fan Alt, Std	DR	124	8203-5	N8203-5
		External Fan Alt, Opt	DR	140	8219-5	N8219-5
		Internal Fan Alt, Standard Pulley	DR	105	8206-5	N8206-5
		Internal Fan Alt, Tapered Collar Pulley	DR	100	8227-5	N8206-5
	97-96	External Fan Alt	DR	124	8203-5	N8203-5
		Internal Fan Alt, Standard Pulley	DR	105	8206-5	N8206-5
		Internal Fan Alt, Tapered Collar Pulley	DR	100	8227-5	N8206-5
	95		DR	105	8165-11	N8165-11
	94	w/7:00 Alt Plug	DR	105	8165-7	N8165-7
		w/11:00 Alt Plug	DR	105	8165-11	N8165-11
	93		DR	105	8165-11	N8165-11
	92	w/AC	DR	105	7861-11	N7861-11
wo/AC		DR	105	7861-11	N7861-11	
6.5L (396) V8	69-68		DR	55	7122	
6.6L (400) V8	80	w/DbI Mtg Foot (Opt HD)	DR	80	7135	
		w/Sgl Mtg Foot	DR	63	7127-3	N7127-3
	79-75		DR	63	7127-3	N7127-3
6.6L (400) V8 (Diesel)	11	Bosch Unit	BO	125	11234	N11234
	10-09	Bosch Unit	BO	125	11234	N11234
		Delco Unit, Std, DR37 Type	DR	145	8550	
		Delco Unit, Std, DR44 Type	DR	145	8302	N8302
		Delco Unit, Opt	DR	160	8301	N8301
	08	Bosch Unit	BO	125	11234	N11234
		Delco Unit, Std	DR	145	8302	N8302
		Delco Unit, Opt	DR	160	8301	N8301
	07	Exc Classic, Bosch Unit	BO	125	11234	N11234
		Exc Classic, Delco Unit, Std	DR	145	8302	N8302
		Exc Classic, Delco Unit, Opt	DR	160	8301	N8301
		Classic, Bosch Unit	BO	100	11348	
			Classic, Delco Unit	DR	145	8489
06	VIN 2, Bosch Unit	BO	100	11076	N11076	
	VIN 2, Delco Unit	DR	145	8292	N8292	
	VIN D	DR	145	8489	N8489	
05-03	Std	DR	105	8247	N8247	
	Opt	DR	145	8292	N8292	
02-01	Std	DR	105	8247	N8247	
	Opt	DR	130	8237	N8237	

## ALTERNATORS / ALTERNATEURS / ALTERNADORES

Liter Litre Litro	Year Année Año	Options Options Opciones	Mfg.	Amp	Reman	New Nouveau Nuevo
<b>CHEVROLET - continued</b>						
<b>C / K / R / V SERIES PICKUPS - continued</b>						
6.6L (402) V8	72		DR	55	7133	
	71-70		DR	55	7122	
6.7L (409) V8	65-64		DR	60	7111	
	62	w/Generator	DR	30	9005	
7.4L (454) V8	00-96	External Fan Alt, Std	DR	124	8203-5	N8203-5
		External Fan Alt, Opt	DR	140	8219-5	N8219-5
		Internal Fan Alt	DR	105	8206-5	N8206-5
	95-94		DR	105	8165-7	N8165-7
	93	w/3:00 Alt Plug	DR	105	7802-3	N7802-3
		w/11:00 Alt Plug, 1st Prod	DR	124	7901-11	
		w/11:00 Alt Plug, 2nd Prod	DR	124	8214-11	
	92	w/AC	DR	105	7802-3	N7802-3
		wo/AC	DR	105	7802-3	N7802-3
		Opt HD	DR	124	7901-11	
	91	C,K Series - w/AC	DR	105	7802-3	N7802-3
		C,K Series - wo/AC	DR	105	7802-3	N7802-3
		RV2 Models	DR	105	7802-3	N7802-3
		RV3 Models - Std	DR	105	7802-11	N7802-11
		RV3 Models - Opt	DR	124	7901-7	
	90	C,K Series - w/AC	DR	105	7802-3	N7802-3
		C,K Series - wo/AC	DR	105	7802-3	N7802-3
		RV2 Models	DR	105	7802-3	N7802-3
		RV3 Models - w/2-Pin Alt Plug, w/AC	DR	94	7294-12	N7294-12
		RV3 Models - w/2-Pin Alt Plug, wo/AC	DR	78	7273-12	N7273-12
	RV3 Models - w/4-Pin Alt Plug	DR	124	7901-7		
	89	C,K Series - w/AC	DR	105	7802-3	N7802-3
		C,K Series - wo/AC	DR	105	7802-3	N7802-3
R,V Series - w/2-Pin Alt Plug, Std		DR	78	7273-12	N7273-12	
R,V Series - w/2-Pin Alt Plug, Opt		DR	94	7294-12	N7294-12	
R,V Series - w/4-Pin Alt Plug, Std		DR	105	7802-3	N7802-3	
R,V Series - w/4-Pin Alt Plug, Opt		DR	124	7901-2	N7901-2	
88	C,K Series - w/AC	DR	105	7802-3	N7802-3	
	C,K Series - wo/AC	DR	105	7802-3	N7802-3	
	R,V Series - w/2-Pin Alt Plug, Std	DR	78	7273-12	N7273-12	
	R,V Series - w/2-Pin Alt Plug, Opt	DR	94	7294-12	N7294-12	
	R,V Series - w/4-Pin Alt Plug	DR	105	7802-11	N7802-11	
87	C,K Series - w/AC	DR	105	7802-3	N7802-3	
	C,K Series - wo/AC	DR	105	7802-3	N7802-3	
	R,V Series - Std	DR	78	7273-12	N7273-12	
	R,V Series - Opt	DR	94	7294-12	N7294-12	
86	Std	DR	63	7127-12	N7127-12	
	Opt	DR	94	7294-12	N7294-12	
85	California, Std	DR	63	7127-3	N7127-3	
	California, Opt, 78 Amps	DR	78	7273-3	N7273-3	
	California, Opt, 94 Amps	DR	94	7294-3	N7294-3	
	Federal, w/DbI Mtg Foot (Opt HD)	DR	80	7135		
	Federal, w/Sgl Mtg Foot, Std	DR	63	7127-12	N7127-12	
	Federal, w/Sgl Mtg Foot, Opt, 78 Amps	DR	78	7273-12	N7273-12	
	Federal, w/Sgl Mtg Foot, Opt, 94 Amps	DR	94	7294-12	N7294-12	
84	w/AC, Std	DR	78	7273-3	N7273-3	
	w/AC, Opt	DR	94	7294-3	N7294-3	
	wo/AC	DR	63	7127-3	N7127-3	
83	w/AC	DR	78	7273-3	N7273-3	
	wo/AC	DR	63	7127-3	N7127-3	
82-80	w/DbI Mtg Foot (Opt HD)	DR	80	7135		
	w/Sgl Mtg Foot	DR	63	7127-3	N7127-3	
79-73		DR	63	7127-3	N7127-3	



# ALTERNATORS / ALTERNATEURS / ALTERNADORES

Liter Litre Litro	Year Année Año	Options Options Opciones	Mfg.	Amp	Reman	New Nouveau Nuevo	
<b>CHEVROLET - continued</b>							
<b>C / K / R / V SERIES PICKUPS - continued</b>							
8.1L (496) V8	07	Bosch Unit	BO	100	11348		
		Delco Unit	DR	145	8292	N8292	
	06	Bosch Unit	BO	100	11076	N11076	
		Delco Unit	DR	145	8292	N8292	
	05-03	Std	DR	105	8247	N8247	
		Opt	DR	145	8292	N8292	
	02-01	Std	DR	105	8247	N8247	
		Opt	DR	130	8237	N8237	
<b>CAMARO</b>							
2.5L (151) L4	86		DR	100	7820-11	N7820-11	
	85-83	w/AC or HBW	DR	78	7273-3	N7273-3	
		wo/AC	DR	63	7127-3	N7127-3	
		Opt HD	DR	94	7294-3	N7294-3	
	82	w/AC, Std	DR	70	7137-6		
		w/AC, Opt HD	DR	85	7134-6		
		wo/AC	DR	63	7127-3	N7127-3	
	2.8L (173) V6	89-87	w/AC	DR	105	7860-11	N7860-11
			wo/AC	DR	105	7860-11	N7860-11
		86	w/AC or HBW	DR	108	7290-6	
			wo/AC	DR	78	7273-9	N7273-9
		85	w/AC	DR	108	7290-6	
w/HBW, w/6:00 Alt Plug			DR	78	7273-6		
w/HBW, w/9:00 Alt Plug			DR	78	7273-9	N7273-9	
wo/AC, w/6:00 Alt Plug			DR	78	7273-6		
wo/AC, w/9:00 Alt Plug			DR	78	7273-9	N7273-9	
84-83		w/AC or HBW	DR	78	7273-6		
		wo/AC	DR	63	7127-6	N7127-6	
82		w/AC	DR	70	7137-6		
	w/HBW	DR	63	7127-6	N7127-6		
wo/AC	DR	63	7127-6	N7127-6			
3.1L (189) V6	92-90		DR	105	7860-11	N7860-11	
3.4L (207) V6	95		DR	105	8217-3	N8114-3	
	94	Large Bearing (5-Spoke Hsg)	DR	105	8217-3	N8114-3	
		Small Bearing (3-Spoke Hsg)	DR	105	8114-3	N8114-3	
93		DR	105	8114-3	N8114-3		
3.6L (217) V6	11-10		VA		11485		
3.8L (229) V6	81	Std	DR	63	7127-12	N7127-12	
		Opt	DR	85	7134-3		
	80	Std	DR	63	7127-3	N7127-3	
		Opt	DR	85	7134-3		
3.8L (230) L6	69		DR	55	7122		
	68-67		DR	60	7111		
<p><b>THERE HAS BEEN A PROBLEM WITH ALTERNATOR REPLACEMENTS IN THE 1998-99 CHEVROLET CAMARO'S WITH THE 3.8L ENGINE. ALTERNATORS COMING OUT OF THE 1998 MODELS ARE IDENTIFIED AS 8200-11 ACCORDING TO OE NUMBERS AND BILL-OF-MATERIALS, YET THE REPLACEMENT 8200-11 OFTEN WILL NOT WORK PROPERLY (WILL NOT CHARGE). THE 1999 MODELS CAME WITH A UNIQUE VOLTAGE REGULATOR (#9734), WHICH ACTS LIKE THE PCM CONTROLLED #705 (USED IN THE 8224-11), YET HAS AN "I" TERMINAL (LIKE THE 8200-11). IT HAS FURTHER BEEN FOUND BY THOSE IN THE FIELD THAT THE 8224-11 CAN BE USED TO REPLACE THE ALTERNATORS USED ORIGINALLY IN THE 1998-99 MODELS, DESPITE THE VOLTAGE REGULATOR DIFFERENCE. WE WILL LIST THE 8224-11 AS THE CORRECT REPLACEMENT UNIT HERE, AS IT HAS BEEN SHOWN TO "FIX" POTENTIAL PROBLEMS CAUSED BY USING THE 8200-11 INSTEAD. 1996-95 MODELS SHOULD USE THE 8200-11.</b></p>							
3.8L (231) V6	02-00		DR	105	8272-11	N8272-11	
	99-97		DR	105	8224-11	N8224-11	
	96-95		DR	105	8200-11	N8200-11	
	81	w/AC, w/6:00 Alt Plug	DR	70	7137-6		
		w/AC, w/12:00 Alt Plug	DR	85	7134-12	N7290-12	
		wo/AC	DR	63	7127-3	N7127-3	
	80	w/3:00 Alt Plug	DR	63	7127-3	N7127-3	
w/12:00 Alt Plug		DR	63	7127-12	N7127-12		

## ALTERNATORS / ALTERNATEURS / ALTERNADORES

Liter Litre Litro	Year Année Año	Options Options Opciones	Mfg.	Amp	Reman	New Nouveau Nuevo
<b>CHEVROLET - continued</b>						
<b>CAMARO - continued</b>						
4.1L (250) L6	79-76		DR	63	7127-9	N7127-9
	75-73	w/AC	DR	63	7127-3	N7127-3
		wo/AC	DR	63	7127-9	N7127-9
	72		DR	55	7133	
	71-67		DR	55	7122	
4.4L (267) V8	81	w/AC, Std	DR	63	7127-3	N7127-3
		w/AC, Opt	DR	85	7134-3	
		wo/AC	DR	63	7127-3	N7127-3
	80		DR	63	7127-3	N7127-3
5.0L (302) V8	68-67		DR	60	7111	
5.0L (305) V8	92-90		DR	105	7861-11	N7861-11
	89-88	w/MFI	DR	105	7917-11	N7917-11
		w/TBI, w/AC	DR	105	7917-11	N7917-11
		w/TBI, wo/AC	DR	105	7917-11	N7917-11
	87		DR	105	7858-11	N7858-11
	86	w/Carb, w/AC	DR	94	7294-9	N7294-9
		w/Carb, wo/AC	DR	78	7273-9	N7273-9
		w/FI	DR	108	7290-9	
	85	VIN F, w/FI	DR	108	7290-9	
		VIN G, w/Carb, High-Output Eng, w/AC	DR	94	7294-9	N7294-9
		VIN G, w/Carb, High-Output Eng, wo/AC, w/HBW	DR	78	7273-9	N7273-9
		VIN G, w/Carb, High-Output Eng, wo/AC, wo/HBW	DR	78	7273-6	
		VIN H, w/Carb, w/AC, Std	DR	78	7273-9	N7273-9
		VIN H, w/Carb, w/AC, Opt	DR	94	7294-9	N7294-9
		VIN H, w/Carb, w/HBW	DR	78	7273-9	N7273-9
VIN H, w/Carb, wo/AC	DR	63	7127-3	N7127-3		
84	VIN G, w/Carb, High-Output Eng	DR	94	7294-3	N7294-3	
	VIN H, w/Carb, w/AC	DR	78	7273-3	N7273-3	
	VIN H, w/Carb, wo/AC	DR	63	7127-3	N7127-3	
83	w/Carb, w/AC	DR	78	7273-3	N7273-3	
	w/Carb, wo/AC	DR	63	7127-3	N7127-3	
	w/FI, Std	DR	85	7134-3		
	w/FI, Opt	DR	85	7134-3		
82	w/Carb, w/AC	DR	85	7134-3		
	w/Carb, wo/AC	DR	63	7127-3	N7127-3	
	w/FI, Std	DR	85	7134-3		
	w/FI, Opt	DR	85	7134-3		
81	w/AC	DR	85	7134-3		
	wo/AC	DR	63	7127-3	N7127-3	
80-76		DR	63	7127-3	N7127-3	
5.0L (307) V8	73		DR	63	7127-3	N7127-3
	72		DR	55	7133	
	71-69		DR	55	7122	
5.4L (327) V8	69		DR	55	7122	
	68-67		DR	60	7111	
5.7L (350) V8	02-98		DR	102	8242-5	N8242-5
	97-95		DR	140	8172-7	N8172-7
	94	w/Post B+ Terminal	DR	140	8172-7	N8172-7
		w/Square B+ Terminal	DR	124	8119-7	N8119-7
	93		DR	124	8119-7	N8119-7
	92-90		DR	105	7861-11	N7861-11
	89-88		DR	105	7917-11	N7917-11
	87		DR	105	7858-11	N7858-11
	81-73		DR	63	7127-3	N7127-3
	72		DR	55	7133	
	71-69		DR	55	7122	
	68-67		DR	60	7111	

## ALTERNATORS / ALTERNATEURS / ALTERNADORES

Liter Litre Litro	Year Année Año	Options Options Opciones	Mfg.	Amp	Reman	New Nouveau Nuevo
<b>CHEVROLET - continued</b>						
<b>CAMARO - continued</b>						
6.2L (376) V8	11	VIN J VIN W, w/AT VIN W, w/MT	VA		11487	
			VA		11487	
			VA		11486	
	10	VIN J VIN W	VA		11487	
			VA		11486	
6.5L (396) V8	70-69		DR	55	7122	
	68-67		DR	60	7111	
6.6L (402) V8	72		DR	55	7133	
	71-70		DR	55	7122	
7.0L (427) V8	69		DR	55	7122	
7.4L (454) V8	70		DR	55	7122	
<b>CAPRICE</b>						
<i>A CHEVROLET TECH BULLETIN (10/ 91) STATES THAT 1990-88 CAPRICE's MAY HAVE A "NO CHARGE" SYMPTOM DUE TO AN INTERNALLY CORRODED FUSIBLE LINK TO THE ALTERNATOR, LOCATED NEAR THE BATTERY.</i>						
3.8L (229) V6	84-83	w/AC or HBW	DR	78	7273-12	N7273-12
		wo/AC	DR	63	7127-12	N7127-12
	82-80	w/AC, Std	DR	63	7127-12	N7127-12
		w/AC, Opt HD wo/AC	DR	85	7134-3	
		DR	63	7127-12	N7127-12	
3.8L (231) V6	85-84	w/AC, Std	DR	78	7273-6	
		w/AC, Opt HD	DR	94	7294-6	
		wo/AC, Std	DR	78	7273-3	N7273-3
		wo/AC, Opt	DR	94	7294-9	N7294-9
	83	w/AC, Std	DR	78	7273-6	
		w/AC, Opt HD	DR	70	7137-6	
		wo/AC	DR	78	7273-3	N7273-3
	82-81	w/AC	DR	70	7137-6	
		wo/AC, Std	DR	63	7127-3	N7127-3
		wo/AC, Opt	DR	85	7134-3	
	80	w/AC, Std	DR	63	7127-3	N7127-3
		w/AC, Opt	DR	70	7137-6	
wo/AC, Std		DR	63	7127-3	N7127-3	
wo/AC, Opt		DR	85	7134-3		
4.1L (250) L6	79-77		DR	63	7127-9	N7127-9
	72		DR	55	7133	
	71-69		DR	55	7122	
	68-66		DR	60	7111	
4.3L (262) V6	93-92		DR	105	7861-11	N7861-11
	90-89	w/AC	DR	105	7917-11	N7917-11
		wo/AC	DR	105	7917-11	N7917-11
		Opt HD	DR	124	7864-5	
	88	w/HBW	DR	105	7858-11	N7858-11
		wo/HBW	DR	94	7294-12	N7294-12
		Opt HD	DR	124	7901-5	
	87	w/AC	DR	94	7294-12	N7294-12
		w/HBW	DR	78	7273-12	N7273-12
		wo/AC	DR	78	7273-12	N7273-12
		Opt HD, 108 Amps	DR	108	7290-9	
		Opt HD, 120 Amps	DR	120	7287-9	
86-85	w/AC, Std	DR	78	7273-12	N7273-12	
	w/AC, Opt	DR	94	7294-12	N7294-12	
	w/HBW	DR	78	7273-12	N7273-12	
	wo/AC	DR	78	7273-12	N7273-12	
	Opt HD, 108 Amps	DR	108	7290-9		
	Opt HD, 120 Amps	DR	120	7287-9		
4.3L (265) V8	96-94	Std	DR	105	8103-7	N8103-7
		Opt	DR	140	8112-5	N8112-5

## ALTERNATORS / ALTERNATEURS / ALTERNADORES

Liter Litre Litro	Year Année Año	Options Options Opciones	Mfg.	Amp	Reman	New Nouveau Nuevo
<b>CHEVROLET - continued</b>						
<b>CAPRICE - continued</b>						
4.4L (267) V8	82-81	Std	DR	63	7127-3	N7127-3
		Opt HD	DR	85	7134-3	
	80	w/AC, Std w/AC, Opt HD wo/AC	DR DR DR	63 85 63	7127-3 7134-3 7127-3	N7127-3 N7127-3
4.6L (283) V8	67-66		DR	60	7111	
5.0L (305) V8	93	Exc Police	DR	105	7861-11	N7861-11
		Police, Std	DR	105	8165-11	N8165-11
		Police, Opt	DR	124	7864-5	
	92-91	Exc Police	DR	105	7861-11	N7861-11
		Police	DR	124	7864-5	
	90-89	w/AC	DR	105	7917-11	N7917-11
		wo/AC	DR	105	7917-11	N7917-11
		Opt HD	DR	124	7864-5	
	88		DR	105	7858-11	N7858-11
	87	w/AC, Std, w/3:00 Alt Plug	DR	94	7294-3	N7294-3
		w/AC, Std, w/9:00 Alt Plug	DR	94	7294-9	N7294-9
		w/AC, Opt	DR	120	7287-9	
		w/HBW	DR	78	7273-9	N7273-9
		wo/AC, Std	DR	78	7273-9	N7273-9
		wo/AC, Opt	DR	108	7290-9	
86	w/AC, Std, 78 Amps	DR	78	7273-9	N7273-9	
	w/AC, Std, 94 Amps	DR	94	7294-9	N7294-9	
	w/AC, Opt	DR	120	7287-9		
	w/HBW	DR	78	7273-9	N7273-9	
	wo/AC, Std	DR	78	7273-9	N7273-9	
	wo/AC, Opt	DR	108	7290-9		
85	w/AC, Std	DR	78	7273-9	N7273-9	
	w/AC, Opt	DR	120	7287-9		
	wo/AC	DR	78	7273-3	N7273-3	
84-83		DR	78	7273-3	N7273-3	
82-80	Std	DR	63	7127-3	N7127-3	
	Opt HD	DR	85	7134-3		
	79	w/DbI Mtg Foot (Opt HD)	DR	80	7135	
		w/Sgl Mtg Foot	DR	63	7127-3	N7127-3
78-77		DR	63	7127-3	N7127-3	
5.0L (307) V8	90-88		DR	105	7888-3	N7888-3
	87	Std, w/3:00 Alt Plug	DR	78	7292-3	
		Std, w/9:00 Alt Plug	DR	78	7292-9	N7830-9
		Opt	DR	94	7830-9	N7830-9
	86	Std	DR	78	7292-9	N7830-9
Opt		DR	94	7830-9	N7830-9	
68		DR	60	7111		
5.4L (327) V8	69		DR	55	7122	
	68-66		DR	60	7111	
5.7L (350) V8	96-94	Std	DR	105	8103-7	N8103-7
		Opt	DR	140	8112-5	N8112-5
	93	Exc Police	DR	105	7861-11	N7861-11
		Police, Std	DR	105	8165-11	N8165-11
		Police, Opt, 124 Amps	DR	124	7864-5	
		Police, Opt, 140 Amps	DR	140	8112-5	N8112-5
	92-91	Exc Police	DR	105	7861-11	N7861-11
		Police	DR	124	7864-5	
90-89		DR	124	7864-5		
88		DR	124	7901-5		

## ALTERNATORS / ALTERNATEURS / ALTERNADORES

Liter Litre Litro	Year Année Año	Options Options Opciones	Mfg.	Amp	Reman	New Nouveau Nuevo
<b>CHEVROLET - continued</b>						
<b>CAPRICE - continued</b>						
5.7L (350) V8	87	w/AC, Std, w/3:00 Alt Plug	DR	94	7294-3	N7294-3
		w/AC, Std, w/9:00 Alt Plug	DR	78	7273-9	N7273-9
		w/AC, Opt	DR	120	7287-9	
		wo/AC, Std	DR	78	7273-9	N7273-9
	86-85	w/AC, Std	DR	85	7134-3	
		w/AC, Opt	DR	120	7287-9	
		wo/AC	DR	108	7290-9	
	82-80	w/Dbl Mtg Foot (Opt HD)	DR	80	7135	
		w/Sgl Mtg Foot, Std	DR	63	7127-3	N7127-3
	79	w/Sgl Mtg Foot, Opt HD	DR	85	7134-3	
		w/Dbl Mtg Foot (Opt HD)	DR	80	7135	
	78-73	w/Sgl Mtg Foot	DR	63	7127-3	N7127-3
		DR	63	7127-3	N7127-3	
		DR	55	7133		
5.7L (350) V8 (Diesel)	85		DR	78	7292-9R	
	84	w/AC	DR	78	7292-9	N7830-9
		w/HBW	DR	78	7292-3	
		wo/AC	DR	78	7292-3	
83	w/AC	DR	78	7273-9	N7273-9	
	wo/AC	DR	78	7273-3	N7273-3	
82-80	Std	DR	63	7127-3	N7127-3	
	Opt HD	DR	70	7137-6		
6.5L (396) V8	69		DR	55	7122	
	68-66		DR	60	7111	
6.6L (400) V8	76-73		DR	63	7127-3	N7127-3
	72		DR	55	7133	
	71-70		DR	55	7122	
6.6L (402) V8	72		DR	55	7133	
	71		DR	55	7122	
7.0L (427) V8	69		DR	55	7122	
	68-66		DR	60	7111	
7.4L (454) V8	76-73		DR	63	7127-3	N7127-3
	72		DR	55	7133	
	71-70		DR	55	7122	
<b>CAVALIER</b>						
<i>THE 2002-99 2.2L AND 2.4L APPLICATIONS USE ALTERNATORS (8275-2 AND 8276-7) WITH DIFFERENT REGULATORS THAN IN THE 8199-2 AND 8197-7 USED IN 1998 APPLICATIONS RESPECTIVELY. THEY SHOULD NOT BE INTERCHANGED.</i>						
1.8L (112) L4	82	w/AC, 1st Prod	DR	85	7192-12	
		w/AC, 2nd Prod	DR	85	7192-12	
		wo/AC, w/3:00 Alt Plug	DR	63	7145-3	
		wo/AC, w/12:00 Alt Plug	DR	63	7145-12	
2.0L (122) L4	89-87	w/AC	DR	105	7933-11	N7933-11
		wo/AC	DR	80	7819-11	N7933-11
	86-83	w/AC	DR	78	7278-12	
2.2L (134) L4	05-03	w/AC, w/Rear Defrost	DR	78	7278-12	
		wo/AC, wo/Rear Defrost	DR	78	7278-12	
			DR	63	7145-6	
	02	VIN 4, OHV	VA	105	13944	N13944
		VIN F, DOHC, Echotech Eng	DR	105	8275-2	N8275-2
	01-99		VA	105	13944	N13944
			DR	105	8275-2	N8275-2
			DR	105	8199-2	N8199-2
98-96		DR	105	8199-2	N8199-2	
	95		DR	105	8189-7	N8189-7
	94		DR	80	8179-7	N7861-7
93-90		DR	80	7819-11	N7933-11	
		DR	80	7819-11	N7933-11	
2.3L (138) L4	95		DR	105	8190-11	

## ALTERNATORS / ALTERNATEURS / ALTERNADORES

Liter Litre Litro	Year Année Año	Options Options Opciones	Mfg.	Amp	Reman	New Nouveau Nuevo
<b>CHEVROLET - continued</b>						
<b>CAVALIER - continued</b>						
2.4L (146) L4	02-99		DR	105	8276-7	N8276-7
	98-96		DR	105	8197-7	N8197-7
2.8L (173) V6	89-88	w/AC	DR	105	7860-7	N7860-7
		wo/AC	DR	74	7926-7	N7860-7
	87	w/AC	DR	105	7860-7	N7860-7
		wo/AC	DR	105	7860-7	N7860-7
	86	w/AC	DR	94	7294-3	N7294-3
		wo/AC	DR	78	7273-3	N7273-3
	85	w/AC, w/HBW	DR	94	7294-3	N7294-3
		w/AC, wo/HBW	DR	78	7273-3	N7273-3
wo/AC		DR	78	7273-3	N7273-3	
3.1L (189) V6	94-92		DR	105	7860-7	N7860-7
	91-90	w/AC	DR	105	7860-7	N7860-7
		wo/AC	DR	74	7926-7	N7860-7
<b>CELEBRITY</b>						
2.5L (151) L4	90-87		DR	105	7860-11	N7860-11
	86-84	w/AC or HBW	DR	78	7273-3	N7273-3
		wo/AC	DR	63	7127-3	N7127-3
	83	w/AC, Std	DR	78	7273-3	N7273-3
		w/AC, Opt HD	DR	85	7134-6	
		wo/AC, Std	DR	63	7127-3	N7127-3
		wo/AC, Opt	DR	78	7273-3	N7273-3
	82	w/AC	DR	70	7137-6	
wo/AC		DR	63	7127-3	N7127-3	
2.8L (173) V6	89-88	w/AC	DR	105	7860-7	N7860-7
		wo/AC	DR	105	7860-7	N7860-7
		Opt HD	DR	105	7860-7	N7860-7
	87	w/AC	DR	105	7859-7	
		wo/AC	DR	105	7859-7	
	86	w/Carb, w/AC	DR	94	7294-9	N7294-9
		w/Carb, w/HBW	DR	78	7273-9	N7273-9
		w/Carb, wo/AC	DR	78	7273-9	N7273-9
		w/Carb, Opt HD	DR	120	7287-6	
		w/FI, Exc Police or Taxi, w/AC	DR	108	7290-6	
		w/FI, Exc Police or Taxi, w/HBW	DR	78	7273-9	N7273-9
		w/FI, Exc Police or Taxi, wo/AC	DR	78	7273-9	N7273-9
		w/FI, Police or Taxi	DR	108	7290-6	
	85	w/Carb, w/AC	DR	94	7294-9	N7294-9
		w/Carb, w/HBW	DR	78	7273-9	N7273-9
		w/Carb, wo/AC	DR	78	7273-9	N7273-9
		w/Carb, Opt HD	DR	120	7287-6	
		w/FI, Exc Police or Taxi, w/AC	DR	108	7290-6	
		w/FI, Exc Police or Taxi, w/HBW	DR	78	7273-9	N7273-9
		w/FI, Exc Police or Taxi, wo/AC	DR	78	7273-9	N7273-9
	84	w/FI, Police or Taxi	DR	108	7290-12	N7290-12
		VIN X, w/AC, Opt	DR	108	7290-12	N7290-12
		VIN X, w/AC, Std	DR	94	7294-9	N7294-9
		VIN X, w/HBW	DR	78	7273-9	N7273-9
		VIN X, wo/AC	DR	63	7127-6	N7127-6
	83	VIN Z	DR	78	7273-6	
		w/AC or HBW	DR	78	7273-9	N7273-9
	82	wo/AC	DR	63	7127-6	N7127-6
w/AC		DR	70	7137-6		
3.1L (189) V6	90	w/HBW	DR	63	7127-6	N7127-6
		wo/AC	DR	63	7127-6	N7127-6
			DR	105	7860-7	N7860-7

## ALTERNATORS / ALTERNATEURS / ALTERNADORES

Liter Litre Litro	Year Année Año	Options Options Opciones	Mfg.	Amp	Reman	New Nouveau Nuevo
<b>CHEVROLET - continued</b>						
<b>CELEBRITY - continued</b>						
4.3L (260) V6 (Diesel)	85		DR	94	7294-R	
	84	w/Gauges, w/AC	DR	94	7294-R	
		w/Gauges, wo/AC	DR	78	7273-R	
		wo/Gauges, w/AC	DR	94	7294-12	N7294-12
		wo/Gauges, wo/AC	DR	78	7273-12	N7273-12
	83	w/AC	DR	85	7134-12	N7290-12
		wo/AC	DR	78	7273-12	N7273-12
	82	w/AC	DR	85	7134-12	N7290-12
wo/AC		DR	63	7127-12	N7127-12	
<b>CHEVELLE</b>						
3.2L (194) L6	67-64		DR	60	7111	
3.8L (230) L6	69		DR	55	7122	
	68-64		DR	60	7111	
4.1L (250) L6	73		DR	63	7127-9	N7127-9
	72		DR	55	7133	
	71-69		DR	55	7122	
	68-67		DR	60	7111	
4.6L (283) V8	67-64		DR	60	7111	
5.0L (307) V8	73		DR	63	7127-3	N7127-3
	72		DR	55	7133	
	71-69		DR	55	7122	
	68		DR	60	7111	
5.4L (327) V8	69		DR	55	7122	
	68-64		DR	60	7111	
5.7L (350) V8	73		DR	63	7127-3	N7127-3
	72		DR	55	7133	
	71-69		DR	55	7122	
6.5L (396) V8	70-69		DR	55	7122	
	68-65		DR	60	7111	
6.6L (400) V8	71-70		DR	55	7122	
6.6L (402) V8	72		DR	55	7133	
	71-70		DR	55	7122	
7.4L (454) V8	73		DR	63	7127-3	N7127-3
	72		DR	55	7133	
	71-70		DR	55	7122	
<b>CHEVETTE</b>						
1.4L (85) L4	77-76		DR	63	7145-6	
1.6L (98) L4	87-83	w/AC or HBW	DR	78	7278-6	
		wo/AC	DR	63	7145-6	
	82-76		DR	63	7145-6	
1.8L (110) L4 (Diesel)	86-81		HI	55	14645	
<b>CHEVY II - SEE NOVA</b>						
<b>CITATION</b>						
2.5L (151) L4	85-84	w/AC, Std	DR	78	7273-3	N7273-3
		w/AC, Opt HD	DR	94	7294-3	N7294-3
		w/HBW	DR	78	7273-3	N7273-3
		wo/AC	DR	63	7127-3	N7127-3
	83	w/AC, Std	DR	78	7273-3	N7273-3
		w/AC, Opt HD	DR	85	7134-6	
		w/HBW	DR	78	7273-3	N7273-3
		wo/AC	DR	63	7127-3	N7127-3
	82-80	w/AC	DR	70	7137-6	
		w/HBW	DR	63	7127-3	N7127-3
		wo/AC	DR	63	7127-3	N7127-3

## ALTERNATORS / ALTERNATEURS / ALTERNADORES

Liter Litre Litro	Year Année Año	Options Options Opciones	Mfg.	Amp	Reman	New Nouveau Nuevo
<b>CHEVROLET - continued</b>						
<b>CITATION - continued</b>						
2.8L (173) V6	85	w/Carb, w/AC or HBW	DR	78	7273-9	N7273-9
		w/Carb, wo/AC	DR	63	7127-9	N7127-9
		w/FI, w/AC	DR	94	7294-9	N7294-9
		w/FI, w/HBW	DR	78	7273-9	N7273-9
		w/FI, wo/AC	DR	78	7273-9	N7273-9
	84-83	VIN X, w/AC	DR	78	7273-6	
		VIN X, w/HBW	DR	63	7127-6	N7127-6
		VIN X, wo/AC	DR	63	7127-6	N7127-6
		VIN Z, w/AC or HBW	DR	78	7273-6	
	82-80	VIN Z, wo/AC	DR	63	7127-6	N7127-6
w/AC		DR	70	7137-6		
w/HBW		DR	63	7127-6	N7127-6	
		wo/AC	DR	63	7127-6	N7127-6
<b>CLASSIC (FLEET)</b>						
2.2L (134) L4	05-04		VA	105	13944	N13944
<b>COBALT</b>						
2.0L (122) L4	10-08		VA	130	11356	
	07-05		ND	140	11109	
2.2L (134) L4	10-08		VA	130	11265	
	07-06		ND	120	11140	
	05		ND	140	11110	
2.4L (145) L4	08		VA	130	11265	
	07-06		ND	120	11140	
<b>COLORADO</b>						
2.8L (169) L4	06-04		VA	100	11047	N11047
2.9L (178) L4	11-07		VA	120	11148	
3.5L (211) L5	06-04		VA	100	11047	N11047
3.7L (223) L5	11-07		VA	120	11148	
5.3L (325) V8	11		DR	145	8550	
	10-09	DR37 Type	DR	145	8550	
		DR44 Type	DR	145	8302	N8302
<b>CORSICA</b>						
2.0L (122) L4	89-87	w/AC	DR	105	7933-11	N7933-11
		wo/AC	DR	80	7819-11	N7933-11
2.2L (134) L4	96		DR	105	8208-2	N8208-2
	95-93		DR	105	8165-7	N8165-7
	92		DR	105	7933-11	N7933-11
	91-90	w/AC	DR	105	7933-11	N7933-11
		wo/AC	DR	80	7819-11	N7933-11
2.8L (173) V6	89-87	w/AC	DR	105	7860-7	N7860-7
		wo/AC	DR	105	7860-7	N7860-7
<i>IN MID 1995 THE 3.1L ENGINE BEGAN USING AN AIR DUCT WHICH ATTACHED TO THE BACK OF THE ALTERNATOR. BY REMOVING THE PLASTIC STATOR LEAD COVER FROM THE BACK OF THE ALTERNATOR, THE AIR DUCT FROM THE VEHICLE CAN BE MOUNTED.</i>						
3.1L (189) V6	96		DR	105	8171-7	N8171-7
	95	w/Air Duct Cooling	DR	105	8171-7	N8171-7
		wo/Air Duct Cooling	DR	105	8171-7	N8171-7
	94		DR	105	8171-7	N8171-7
	93-91		DR	105	7860-7	N7860-7
	90	w/AC	DR	105	7860-7	N7860-7
wo/AC		DR	105	7860-7	N7860-7	
<b>CORVAIR</b>						
2.7L (164) H6	69-65	w/Alternator	DR	37	7107	



## ALTERNATORS / ALTERNATEURS / ALTERNADORES

Liter Litre Litro	Year Année Año	Options Options Opciones	Mfg.	Amp	Reman	New Nouveau Nuevo	
<b>CHEVROLET - continued</b>							
<b>CORVETTE</b>							
3.9L (235) L6	56-55	20 Amps	DR	20	10240		
	54-53		DR	35	9202		
5.0L (305) V8	80	Std	DR	63	7127-12	N7127-12	
		Opt	DR	85	7134-9		
5.4L (327) V8	68-63		DR	60	7111		
	62	w/Fl	DR	30	9005		
5.7L (350) V8	04-02	w/AT	VA	145	13969	N13969	
		w/MT	VA	145	13968	N13968	
	01	w/AT	VA	110	13864		
		w/MT	VA	110	13721	N13721	
	00-97		VA	110	13721	N13721	
	96		DR	140	8173-2	N8173-2	
	95-94	Exc ZR-1 ZR-1	DR	140	8173-2	N8173-2	
			DR	124	7864-2		
	93	Exc ZR-1, w/1 Threaded Hole on Back of Alt Exc ZR-1, w/2 Threaded Holes on Back of Alt ZR-1	DR	140	8218-2		
			DR	124	7901-2	N7901-2	
			DR	124	7864-2		
	92	Exc ZR-1 ZR-1	DR	124	7901-2	N7901-2	
			DR	124	7864-2		
	91-90	Exc ZR-1 ZR-1	DR	105	7888-11	N7888-11	
			DR	124	7864-2		
	89-87		DR	105	7888-11	N7888-11	
	86		DR	105	7804-11		
85		DR	120	7288-12			
84	1st Prod 2nd Prod	DR	108	7290-12	N7290-12		
		DR	120	7288-12			
82		DR	85	7134-9			
81	w/AC, Std w/AC, Opt wo/AC	DR	63	7127-9	N7127-9		
		DR	85	7134-9			
		DR	63	7127-9	N7127-9		
80	w/AC, Std w/AC, Opt wo/AC	DR	63	7127-12	N7127-12		
		DR	85	7134-9			
		DR	63	7127-12	N7127-12		
79-69		DR	63	7127-12	N7127-12		
6.0L (364) V8	07-05		VA	145	13969CP		
6.2L (376) V8	11-09	Exc ZR-1	VA	145	13969CP		
	08		VA	145	13969CP		
6.5L (396) V8	65		DR	60	7111		
7.0L (427) V8	11-06		VA	145	13969CP		
	69	w/9:00 Alt Plug w/12:00 Alt Plug	DR	63	7127-9	N7127-9	
			DR	63	7127-12	N7127-12	
	68	w/External Reg w/Internal Reg	DR	60	7111		
		DR	63	7127-9	N7127-9		
67-66		DR	60	7111			
7.4L (454) V8	74-70		DR	63	7127-12	N7127-12	
<b>CRUZE</b>							
1.4L (83) L4	11		ND	130	11399		
<b>DEL RAY</b>							
3.9L (235) L6	58	wo/PS	DR	30	9005		
<b>EL CAMINO</b>							
3.2L (194) L6	65-64		DR	60	7111		
3.3L (200) V6	79-78		DR	63	7127-12	N7127-12	
3.8L (229) V6	84		DR	78	7273-12	N7273-12	
		83	w/AC	DR	70	7137-6	
			wo/AC Opt HD	DR	78	7273-12	N7273-12
			DR	85	7134-6		

## ALTERNATORS / ALTERNATEURS / ALTERNADORES

Liter Litre Litro	Year Année Año	Options Options Opciones	Mfg.	Amp	Reman	New Nouveau Nuevo
<b>CHEVROLET - continued</b>						
<b>EL CAMINO - continued</b>						
3.8L (229) V6	82	w/AC, Std	DR	63	7127-12	N7127-12
		w/AC, Opt HD	DR	85	7134-3	
		wo/AC	DR	63	7127-12	N7127-12
	81-80	w/AC, w/DbI Mtg Foot (Opt HD)	DR	80	7135	
		w/AC, w/Sgl Mtg Foot, Std	DR	63	7127-12	N7127-12
		w/AC, w/Sgl Mtg Foot, Opt	DR	85	7134-3	
wo/AC		DR	63	7127-12	N7127-12	
3.8L (230) L6	69-64		DR	60	7111	
3.8L (231) V6	84	Std	DR	78	7273-3	N7273-3
		Std HD	DR	70	7137-6	
		Opt	DR	94	7294-3	N7294-3
		Opt HD	DR	85	7134-6	
	83	w/AC, Std	DR	78	7273-6	
		w/AC, Opt HD	DR	70	7137-6	
	82-80	wo/AC	DR	63	7127-3	N7127-3
		w/AC	DR	70	7137-6	
		wo/AC	DR	63	7127-3	N7127-3
	79-78	Opt HD	DR	85	7134-3	
		DR	63	7127-3	N7127-3	
4.1L (250) L6	77-73		DR	63	7127-9	N7127-9
	72		DR	55	7133	
	71-69		DR	55	7122	
	68-67		DR	60	7111	
4.3L (262) V6	87-86	w/AC	DR	94	7294-12	N7294-12
		w/HBW	DR	78	7273-9	N7273-9
		wo/AC	DR	78	7273-12	N7273-12
	85	w/AC	DR	94	7294-12	N7294-12
		w/HBW	DR	78	7273-12	N7273-12
		wo/AC	DR	78	7273-12	N7273-12
4.4L (267) V8	82	w/AC, Std	DR	63	7127-3	N7127-3
		w/AC, Opt HD	DR	85	7134-3	
		wo/AC	DR	63	7127-3	N7127-3
	81-80	w/AC, w/DbI Mtg Foot (Opt HD)	DR	80	7135	
		w/AC, w/Sgl Mtg Foot, Std	DR	63	7127-3	N7127-3
		w/AC, w/Sgl Mtg Foot, Opt HD	DR	85	7134-3	
		wo/AC	DR	63	7127-3	N7127-3
	79	w/AC, w/DbI Mtg Foot (Opt HD)	DR	80	7135	
		w/AC, w/Sgl Mtg Foot	DR	63	7127-3	N7127-3
		wo/AC	DR	63	7127-3	N7127-3
4.6L (283) V8	67-64		DR	60	7111	
5.0L (305) V8	87-86		DR	78	7273-9	N7273-9
	85	w/AC	DR	78	7273-9	N7273-9
		wo/AC	DR	78	7273-3	N7273-3
	84	w/AC or HBW	DR	78	7273-3	N7273-3
		wo/AC	DR	63	7127-3	N7127-3
	83	w/AC, Std	DR	78	7273-3	N7273-3
		w/AC, Opt HD	DR	85	7134-12	N7290-12
		w/HBW	DR	78	7273-3	N7273-3
		wo/AC	DR	63	7127-3	N7127-3
	82	Std	DR	63	7127-3	N7127-3
Opt		DR	85	7134-3		
81-80	w/DbI Mtg Foot	DR	80	7135		
	w/Sgl Mtg Foot, Std	DR	63	7127-3	N7127-3	
	w/Sgl Mtg Foot, Opt HD	DR	85	7134-3		
79-76	w/DbI Mtg Foot	DR	80	7135		
	w/Sgl Mtg Foot	DR	63	7127-3	N7127-3	

## ALTERNATORS / ALTERNATEURS / ALTERNADORES

Liter Litre Litro	Year Année Año	Options Options Opciones	Mfg.	Amp	Reman	New Nouveau Nuevo
<b>CHEVROLET - continued</b>						
<b>EL CAMINO - continued</b>						
5.0L (307) V8	73		DR	63	7127-3	N7127-3
	72		DR	55	7133	
	71-69		DR	55	7122	
	68		DR	60	7111	
5.4L (327) V8	68-64		DR	60	7111	
5.7L (350) V8	79-78	w/Dbl Mtg Foot (Opt HD)	DR	80	7135	
		w/Sgl Mtg Foot	DR	63	7127-3	N7127-3
	77-73		DR	63	7127-3	N7127-3
	72		DR	55	7133	
5.7L (350) V8 (Diesel)	84	w/Gauges, w/AC	DR	78	7292-9R	N7830-9
		w/Gauges, wo/AC	DR	78	7292-3R	
		wo/Gauges, w/AC	DR	78	7292-9	
		wo/Gauges, wo/AC	DR	78	7292-3	
83	w/Gauges, w/AC	DR	78	7273-9R	N7273-9	
	w/Gauges, wo/AC	DR	78	7273-3R		
	wo/Gauges, w/AC, Std	DR	78	7273-9		
	wo/Gauges, w/AC, Opt HD	DR	85	7134-6		
	wo/Gauges, wo/AC, Std	DR	78	7273-3		N7273-3
	wo/Gauges, wo/AC, Opt HD	DR	85	7134-3		
6.5L (396) V8	70-66		DR	60	7111	
6.6L (400) V8	76-74		DR	63	7127-3	N7127-3
	70		DR	55	7122	
6.6L (402) V8	72		DR	55	7133	
	71-70		DR	60	7111	
7.4L (454) V8	75-73		DR	63	7127-3	N7127-3
	72		DR	55	7133	
	71-70		DR	55	7122	
<b>EPICA</b>						
2.5L	06-04		DR	130	8485	
<b>EQUINOX</b>						
3.4L (207) V6	09-07		ND	155	11156	
	06	NDenso Unit	ND	145	11146	N11146
		Valeo Unit	VA	145	11145	
	05		VA	145	11145	
3.6L (217) V6	09-08		ND	150	11250	
<b>EXPRESS VANS</b>						
4.3L (262) V6	11-10	Bosch Unit	BO	125	11234	N11234
		Delco Unit	DR	145	8550	
	09-08	Delco Unit	DR	145	8292	N8292
	07-06	Bosch Unit	BO	100	11076	N11076
		Delco Unit	DR	145	8292	N8292
	05	Bosch Unit	BO	105	11073	N11073
		Delco Unit	DR	145	8292	N8292
	04-03	Std	DR	105	8247	N8247
		Opt	DR	145	8292	N8292
	02-01	Std	DR	105	8273	N8273
		Opt	DR	130	8274	N8274
	00-99	External Fan Alt, Std	DR	124	8203-5	N8203-5
External Fan Alt, Opt		DR	140	8219-5	N8219-5	
Internal Fan Alt		DR	105	8206-5	N8206-5	
4.8L (294) V8	11-10	Bosch Unit	BO		11364	
		Delco Unit	DR	145	8550	
	09-08	Bosch Unit	BO	125	11234	N11234
		Delco Unit	DR	145	8292	N8292

## ALTERNATORS / ALTERNATEURS / ALTERNADORES

Liter Litre Litro	Year Année Año	Options Options Opciones	Mfg.	Amp	Reman	New Nouveau Nuevo
<b>CHEVROLET - continued</b>						
<b>EXPRESS VANS - continued</b>						
4.8L (294) V8	07	Bosch Unit	BO	100	11348	
		Delco Unit	DR	145	8292	N8292
	06	Bosch Unit	BO	100	11076	N11076
		Delco Unit	DR	145	8292	N8292
	05	Bosch Unit	BO	105	11073	N11073
Delco Unit		DR	145	8292	N8292	
04-03	Std	DR	105	8247	N8247	
	Opt	DR	145	8292	N8292	
5.0L (305) V8	02-01	Std	DR	105	8273	N8273
		Opt	DR	130	8274	N8274
	00-99	External Fan Alt, Std	DR	124	8203-5	N8203-5
		External Fan Alt, Opt Internal Fan Alt	DR	140	8219-5 8206-5	N8219-5 N8206-5
5.3L (323) V8	11-10	Bosch Unit	BO	125	11234	
		Delco Unit	DR	145	8550	
	09-08	Delco Unit	DR	145	8292	N8292
	07	Bosch Unit	BO	100	11348	
		Delco Unit	DR	145	8292	N8292
	06	Bosch Unit	BO	100	11076	N11076
		Delco Unit	DR	145	8292	N8292
05	Bosch Unit	BO	105	11073	N11073	
	Delco Unit	DR	145	8292	N8292	
04-03	Std	DR	105	8247	N8247	
	Opt	DR	145	8292	N8292	
5.7L (350) V8	02-01	Std	DR	105	8273	N8273
		Opt	DR	130	8274	N8274
	00-99	External Fan Alt, Std	DR	124	8203-5	N8203-5
		External Fan Alt, Opt Internal Fan Alt	DR	140	8219-5 8206-5	N8219-5 N8206-5
6.0L (364) V8	11-10	Bosch Unit	BO		11364	
		Delco Unit	DR	145	8550	
	09-08	Bosch Unit	BO	125	11234	N11234
		Delco Unit	DR	145	8292	N8292
	07	Bosch Unit	BO	100	11348	
		Delco Unit	DR	145	8292	N8292
	06	Bosch Unit	BO	100	11076	N11076
Delco Unit		DR	145	8292	N8292	
05	Bosch Unit	BO	105	11073	N11073	
	Delco Unit	DR	145	8292	N8292	
04-03	Std	DR	105	8247	N8247	
	Opt	DR	145	8292	N8292	
6.5L (395) V8 (Diesel)	02-01	Std	DR	105	8273	N8273
		Opt	DR	130	8274	N8274
	00-99	External Fan Alt	DR	124	8203-5	N8203-5
		Internal Fan Alt	DR	100	8227-5	N8206-5
6.6L (400) V8 (Diesel)	11-10		DR	145	8292	N8292
	09-08	Bosch Unit	BO	125	11234	N11234
		Delco Unit	DR	145	8292	N8292
	07	Delco Unit	DR	145	8292	N8292
	06	Bosch Unit	BO	100	11348	
Delco Unit		DR	145	8292	N8292	
7.4L (454) V8	00-99	External Fan Alt, Std	DR	124	8203-5	N8203-5
		External Fan Alt, Opt	DR	140	8219-5	N8219-5
		Internal Fan Alt	DR	105	8206-5	N8206-5
	97		DR	105	8165-3	N8165-3
8.1L (496) V8	02-01	Std	DR	105	8273	N8273
		Opt	DR	130	8274	N8274

## ALTERNATORS / ALTERNATEURS / ALTERNADORES

Liter Litre Litro	Year Année Año	Options Options Opciones	Mfg.	Amp	Reman	New Nouveau Nuevo
<b>CHEVROLET - continued</b>						
<b>FLEETLINE</b>						
3.5L (216) L6	52	6-Volt	DR	35	9202	
	51-46	6-Volt	DR	25	9410	
3.9L (236) L6	52	6-Volt	DR	35	9202	
	51-50	6-Volt	DR	25	9410	
<b>FLEETMASTER</b>						
3.5L (216) L6	48-46	6-Volt	DR	25	9410	
<b>G SERIES VANS</b>						
2.5L (153) L4	65-64		DR	60	7111	
3.2L (194) L6	66-64		DR	60	7111	
3.8L (230) L6	69-66		DR	60	7111	
4.1L (250) L6	84	w/AC	DR	78	7273-9	N7273-9
		wo/AC	DR	63	7127-9	N7127-9
		Opt HD	DR	108	7290-12	N7290-12
	83	w/AC	DR	78	7273-9	N7273-9
		wo/AC	DR	63	7127-9	N7127-9
	82-73		DR	63	7127-9	N7127-9
	72		DR	55	7133	
	71-69		DR	55	7122	
	68-66		DR	60	7111	
	4.3L (262) V6	98	External Fan Alt, Std	DR	124	8203-5
External Fan Alt, Opt			DR	140	8219-5	N8219-5
Internal Fan Alt			DR	105	8206-5	N8206-5
97		External Fan Alt	DR	124	8203-5	N8203-5
		Internal Fan Alt	DR	105	8206-5	N8206-5
96		VIN W, External Fan Alt	DR	124	8203-5	N8203-5
		VIN W, Internal Fan Alt	DR	105	8206-5	N8206-5
		VIN Z	DR	105	8165-3	N8165-3
95-93			DR	105	8165-3	N8165-3
92		w/AC	DR	105	7861-3	N7861-3
		wo/AC	DR	105	7861-3	N7861-3
91		4-Groove Pulley, Std	DR	105	7861-11	N7861-11
		4-Groove Pulley, Opt	DR	105	7861-11	N7861-11
		6-Groove Pulley	DR	105	7861-11	N7861-11
90-88		4-Groove Pulley	DR	105	7861-11	N7861-11
	6-Groove Pulley	DR	105	7861-11	N7861-11	
87	w/2-Pin Alt Plug, Std	DR	78	7273-12	N7273-12	
	w/2-Pin Alt Plug, Opt	DR	94	7294-12	N7294-12	
	w/4-Pin Alt Plug, 4-Groove Pulley	DR	105	7861-11	N7861-11	
	w/4-Pin Alt Plug, 6-Groove Pulley	DR	105	7861-11	N7861-11	
86-85	w/AC	DR	78	7273-12	N7273-12	
	wo/AC	DR	63	7127-12	N7127-12	
4.8L (292) L6	80-73		DR	63	7127-9	N7127-9
	72-71		DR	60	7111	
5.0L (305) V8	98	External Fan Alt, Std	DR	124	8203-5	N8203-5
		External Fan Alt, Opt	DR	140	8219-5	N8219-5
		Internal Fan Alt	DR	105	8206-5	N8206-5
	97-96	External Fan Alt	DR	124	8203-5	N8203-5
		Internal Fan Alt	DR	105	8206-5	N8206-5
	95-93		DR	105	8165-3	N8165-3
	92	w/AC	DR	105	7861-3	N7861-3
		wo/AC	DR	105	7861-3	N7861-3
	91-88	w/AC	DR	105	7861-11	N7861-11
		wo/AC	DR	105	7861-11	N7861-11
87	w/2-Pin Alt Plug	DR	78	7273-3	N7273-3	
	w/4-Pin Alt Plug, 4-Groove Pulley	DR	105	7861-11	N7861-11	
	w/4-Pin Alt Plug, 6-Groove Pulley	DR	105	7861-11	N7861-11	
86	w/AC	DR	78	7273-9	N7273-9	
	wo/AC	DR	63	7127-3	N7127-3	

## ALTERNATORS / ALTERNATEURS / ALTERNADORES

Liter Litre Litro	Year Année Año	Options Options Opciones	Mfg.	Amp	Reman	New Nouveau Nuevo
<b>CHEVROLET - continued</b>						
<b>G SERIES VANS - continued</b>						
5.0L (305) V8	85-83	w/AC	DR	78	7273-3	N7273-3
		wo/AC	DR	63	7127-3	N7127-3
	82		DR	63	7127-3	N7127-3
	81	VIN F or H, w/AC	DR	63	7127-3	N7127-3
		VIN F or H, wo/AC	DR	63	7127-9	N7127-9
VIN G		DR	63	7127-3	N7127-3	
80-77		DR	63	7127-3	N7127-3	
5.0L (307) V8	73		DR	63	7127-3	N7127-3
	72		DR	55	7133	
	71-69		DR	55	7122	
	68		DR	60	7111	
5.7L (350) V8	98	External Fan Alt, Std	DR	124	8203-5	N8203-5
		External Fan Alt, Opt	DR	140	8219-5	N8219-5
		Internal Fan Alt	DR	105	8206-5	N8206-5
	97	External Fan Alt	DR	124	8203-5	N8203-5
		Internal Fan Alt	DR	105	8206-5	N8206-5
	96	VIN K	DR	105	8165-3	N8165-3
		VIN R, External Fan Alt	DR	124	8203-5	N8203-5
		VIN R, Internal Fan Alt	DR	105	8206-5	N8206-5
	95-94		DR	105	8165-3	N8165-3
	93	w/3:00 Alt Plug	DR	105	8165-3	N8165-3
		w/7:00 Alt Plug	DR	105	8165-7	N8165-7
	92	w/AC	DR	105	7861-3	N7861-3
		wo/AC	DR	105	7861-3	N7861-3
		Opt HD	DR	105	8165-3	N8165-3
	91-89	4-Groove Pulley, Std	DR	105	7861-11	N7861-11
		4-Groove Pulley, Opt	DR	105	7861-11	N7861-11
		6-Groove Pulley	DR	105	7861-11	N7861-11
	88-87	VIN K, 4-Groove Pulley, Std	DR	105	7861-11	N7861-11
		VIN K, 4-Groove Pulley, Opt	DR	105	7861-11	N7861-11
		VIN K, 6-Groove Pulley	DR	105	7861-11	N7861-11
		VIN M, w/2-Pin Alt Plug	DR	78	7273-3	N7273-3
		VIN M, w/4-Pin Alt Plug, 4-Groove Pulley	DR	105	7861-11	N7861-11
		VIN M, w/4-Pin Alt Plug, 6-Groove Pulley	DR	105	7861-11	N7861-11
	86	Exc Ryder, w/AC	DR	78	7273-9	N7273-9
		Exc Ryder, wo/AC	DR	63	7127-3	N7127-3
		Ryder	DR	100	7157	
	85-83	w/AC	DR	78	7273-3	N7273-3
wo/AC		DR	63	7127-3	N7127-3	
82-81	w/AC	DR	63	7127-3	N7127-3	
	wo/AC	DR	63	7127-9	N7127-9	
80	w/DbI Mtg Foot (Opt HD)	DR	80	7135		
	w/Sgl Mtg Foot	DR	63	7127-3	N7127-3	
79-73		DR	63	7127-3	N7127-3	
72		DR	55	7133		
71-70		DR	55	7122		
6.2L (379) V8 (Diesel)	93-91		DR	105	7802-11	N7802-11
	90-83		DR	78	7273-12	N7273-12
6.5L (395) V8 (Diesel)	98-97	External Fan Alt	DR	124	8203-5	N8203-5
		Internal Fan Alt	DR	105	8206-5	N8206-5
	96	VIN F, External Fan Alt	DR	124	8203-5	N8203-5
		VIN F, Internal Fan Alt	DR	105	8206-5	N8206-5
VIN Y		DR	105	8165-7	N8165-7	
95-94		DR	105	8165-7	N8165-7	
6.6L (400) V8	80-75		DR	63	7127-3	N7127-3

## ALTERNATORS / ALTERNATEURS / ALTERNADORES

Liter Litre Litro	Year Année Año	Options Options Opciones	Mfg.	Amp	Reman	New Nouveau Nuevo
<b>CHEVROLET - continued</b>						
<b>G SERIES VANS - continued</b>						
7.4L (454) V8	98	External Fan Alt, Std	DR	124	8203-5	N8203-5
		External Fan Alt, Opt	DR	140	8219-5	N8219-5
		Internal Fan Alt	DR	105	8206-5	N8206-5
	97	External Fan Alt	DR	124	8203-5	N8203-5
		Internal Fan Alt	DR	105	8206-5	N8206-5
	96	VIN J, External Fan Alt	DR	124	8203-5	N8203-5
		VIN J, Internal Fan Alt	DR	105	8206-5	N8206-5
		VIN N	DR	105	8165-3	N8165-3
	95-93		DR	105	8165-3	N8165-3
	92	w/AC	DR	105	7861-3	N7861-3
		wo/AC	DR	105	7861-3	N7861-3
		Opt HD	DR	105	8165-3	N8165-3
	91	w/AC	DR	105	7802-3	N7802-3
		wo/AC	DR	105	7802-3	N7802-3
90	w/3:00 Alt Plug, Std	DR	105	7802-3	N7802-3	
	w/3:00 Alt Plug, Opt	DR	105	7802-3	N7802-3	
	w/11:00 Alt Plug	DR	105	7861-11	N7861-11	
89-88	w/AC	DR	105	7802-3	N7802-3	
	wo/AC	DR	105	7802-3	N7802-3	
76-74		DR	63	7127-3	N7127-3	
<b>HHR</b>						
2.0L (122) L4	10-08		VA	130	11357	
2.2L (134) L4	11-08		VA	130	11266	
	07-06		ND	120	11140	
2.4L (145) L4	11-08		VA	130	11266	
	07-06		ND	120	11140	
<b>IMPALA</b>						
3.4L (207) V6	05		BO	105	13989	N13989
	04	Bosch Unit	BO	105	13989	N13989
		Delco Unit	DR	105	8287	N8287
	03-02		DR	105	8287	N8287
	01-00		DR	110	8243-5	N8243-5
3.5L (213) V6	11	NDenso Unit	ND	150	11183	
	10-06		BO	125	11185	N11185
3.8L (229) V6	84-83	w/AC or HBW	DR	78	7273-12	N7273-12
		wo/AC	DR	63	7127-12	N7127-12
	82-80	w/AC, Std	DR	63	7127-12	N7127-12
		w/AC, Opt HD	DR	85	7134-3	
	wo/AC	DR	63	7127-12	N7127-12	
3.8L (230) L6	65-63		DR	60	7111	
3.8L (231) V6	05	Exc Police or Special Equipped	BO	105	11045	
		Police or Special Equipped	BO	125	13771	N13771
	04	Exc Police or Special Equipped, Bosch Unit	BO	105	11045	
		Exc Police or Special Equipped, Delco Unit	DR	105	8287	N8287
		Police or Special Equipped	BO	125	13771	N13771
	03-02	Exc Police or Special Equipped	DR	105	8287	N8287
		Police or Special Equipped	BO	125	13771	N13771
	01-00	Exc Police or Special Equipped	DR	110	8234-5	N8234-5
		Police or Special Equipped	BO	125	13771	N13771
	85-84	w/AC, Std	DR	78	7273-6	
		w/AC, Opt HD	DR	94	7294-6	
wo/AC, Std		DR	78	7273-3	N7273-3	
wo/AC, Opt		DR	94	7294-9	N7294-9	
83	w/AC, Std	DR	78	7273-6		
	w/AC, Opt HD	DR	70	7137-6		
	wo/AC	DR	78	7273-3	N7273-3	

## ALTERNATORS / ALTERNATEURS / ALTERNADORES

Liter Litre Litro	Year Année Año	Options Options Opciones	Mfg.	Amp	Reman	New Nouveau Nuevo	
<b>CHEVROLET - continued</b>							
<b>IMPALA - continued</b>							
3.8L (231) V6	82-81	w/AC	DR	70	7137-6	N7127-3	
		wo/AC, Std	DR	63	7127-3		
		wo/AC, Opt	DR	85	7134-3		
	80	w/AC, Std	DR	63	7127-3		N7127-3
		w/AC, Opt	DR	70	7137-6		N7127-3
		wo/AC, Std	DR	63	7127-3		
wo/AC, Opt	DR	85	7134-3				
3.9L (235) L6	62-61		DR	30	9005		
	60	Std	DR	30	9005		
	59	wo/PS, Std	DR	30	9005		
	58	Std	DR	30	9005		
3.9L (237) V6	11	NDenso Unit	ND	150	11183		
	10	Bosch Unit	BO	125	11185	N11185	
		NDenso Unit	ND	150	11183		
	09	Bosch Unit, w/Clutch Pulley	BO	125	11236	N11185	
		Bosch Unit, wo/Clutch Pulley	BO	125	11185		
		NDenso Unit	ND	150	11183		
08-07	Bosch Unit, w/Clutch Pulley	BO	125	11236	N11185		
	Bosch Unit, wo/Clutch Pulley	BO	125	11185			
	NDenso Unit	ND	150	11237			
06	Bosch Unit, w/Clutch Pulley	BO	125	11236	N11185		
	Bosch Unit, wo/Clutch Pulley	BO	125	11185			
	NDenso Unit	ND	150	11183			
4.1L (250) L6	79-77		DR	63	7127-9	N7127-9	
	73		DR	63	7127-9	N7127-9	
	72		DR	55	7133		
	71-69		DR	55	7122		
	68-65		DR	60	7111		
4.3L (262) V6	85	w/AC	DR	94	7294-12	N7294-12	
		w/HBW	DR	78	7273-12	N7273-12	
		wo/AC	DR	78	7273-12	N7273-12	
		Opt HD, 108 Amps	DR	108	7290-9		
		Opt HD, 120 Amps	DR	120	7287-9		
4.4L (267) V8	82-81	Std	DR	63	7127-3	N7127-3	
		Opt HD	DR	85	7134-3		
	80	w/AC, Std	DR	63	7127-3	N7127-3	
		w/AC, Opt HD	DR	85	7134-3		
	wo/AC	DR	63	7127-3	N7127-3		
4.6L (283) V8	67-63		DR	60	7111		
5.0L (305) V8	85	w/AC, Std	DR	78	7273-9	N7273-9	
		w/AC, Opt	DR	120	7287-9		
		wo/AC	DR	78	7273-3		
	84-83		DR	78	7273-3	N7273-3	
	82-80	Std	DR	63	7127-3	N7127-3	
		Opt HD	DR	85	7134-3		
79	w/DbI Mtg Foot (Opt HD)	DR	80	7135			
	w/Sgl Mtg Foot	DR	63	7127-3	N7127-3		
78-77		DR	63	7127-3	N7127-3		
5.0L (307) V8	68		DR	60	7111		
5.3L (325) V8	09-06		ND	135	11179		
5.4L (327) V8	69-68		DR	55	7122		
	67-63		DR	60	7111		
5.7L (350) V8	96-94	Std	DR	105	8103-7	N8103-7	
		Opt	DR	140	8112-5		
	85	w/AC, Std	DR	85	7134-3		
		w/AC, Opt	DR	120	7287-9		
		wo/AC	DR	108	7290-9		
	84	Std	DR	78	7273-3	N7273-3	
Opt		DR	108	7290-12			



## ALTERNATORS / ALTERNATEURS / ALTERNADORES

Liter Litre Litro	Year Année Año	Options Options Opciones	Mfg.	Amp	Reman	New Nouveau Nuevo
<b>CHEVROLET - continued</b>						
<b>IMPALA - continued</b>						
5.7L (350) V8	83		DR	78	7273-3	N7273-3
	82-80	w/DbI Mtg Foot (Opt HD)	DR	80	7135	
		w/Sgl Mtg Foot, Std	DR	63	7127-3	N7127-3
		w/Sgl Mtg Foot, Opt HD	DR	85	7134-3	
	79	w/DbI Mtg Foot (Opt HD)	DR	80	7135	
		w/Sgl Mtg Foot	DR	63	7127-3	N7127-3
	78-73		DR	63	7127-3	N7127-3
72		DR	55	7133		
71-69		DR	55	7122		
5.7L (350) V8 (Diesel)	85		DR	78	7292-9R	
	84	w/AC	DR	78	7292-9	N7830-9
		w/HBW	DR	78	7292-3	
		wo/AC	DR	78	7292-3	
	83	w/AC	DR	78	7273-9	N7273-9
wo/AC		DR	78	7273-3	N7273-3	
82-80	Std	DR	63	7127-3	N7127-3	
	Opt HD	DR	70	7137-6		
6.5L (396) V8	69		DR	55	7122	
	68-65		DR	60	7111	
6.6L (400) V8	76-73		DR	63	7127-3	N7127-3
	72		DR	55	7133	
	71-70		DR	55	7122	
6.6L (402) V8	72		DR	55	7133	
	71		DR	55	7122	
6.7L (409) V8	65-63		DR	60	7111	
7.0L (427) V8	69		DR	55	7122	
	68-66		DR	60	7111	
7.4L (454) V8	76-73		DR	63	7127-3	N7127-3
	72		DR	55	7133	
	71-70		DR	55	7122	
<b>IMPALA SS - SEE IMPALA</b>						
<b>K SERIES PICKUP - SEE C / K / R / V SERIES PICKUPS</b>						
<b>KINGSWOOD</b>						
5.7L (350) V8	72		DR	55	7133	
	71-69		DR	55	7122	
6.6L (400) V8	72		DR	55	7133	
	71-70		DR	55	7122	
6.6L (402) V8	72		DR	55	7133	
	71		DR	55	7122	
7.4L (454) V8	72		DR	55	7133	
	71-70		DR	55	7122	
<b>LAGUNA</b>						
5.0L (305) V8	76		DR	63	7127-3	N7127-3
5.7L (350) V8	76-73		DR	63	7127-3	N7127-3
6.6L (400) V8	76-74		DR	63	7127-3	N7127-3
7.4L (454) V8	75-73		DR	63	7127-3	N7127-3
<b>LLV (POSTAL VEHICLE)</b>						
2.2L (134) L4	99-98		DR	100	8233-7	N8233-7
	97-94		DR	100	8160-7	N8160-7
2.5L (151) L4	93-87	Std	DR	105	7860-11	N7860-11
		Opt	DR	105	7860-11	N7860-11

# ALTERNATORS / ALTERNATEURS / ALTERNADORES

Liter Litre Litro	Year Année Año	Options Options Opciones	Mfg.	Amp	Reman	New Nouveau Nuevo
<b>CHEVROLET - continued</b>						
<b>LUMINA</b>						
<b>WARNING</b>						
<i>THE 8156-3 AND 8222-3 LOOK IDENTICAL, AND WERE BOTH USED IN 3.1L ENGINE. THESE UNITS HAVE DIFFERENT VOLTAGE REGULATORS, AND CANNOT BE INTERCHANGED. THE 8222-3 IS PCM CONTROLLED, AND THE LIGHT CIRCUIT WILL NOT FUNCTION PROPERLY IF THE UNITS ARE INTERCHANGED.</i>						
2.2L (133) L4	93		DR	105	7861-7	N7861-7
2.5L (151) L4	92-90		DR	105	7860-11	N7860-11
3.1L (189) V6	01-00		DR	110	8243-5	N8243-5
	99-98		DR	105	8222-3	N8222-3
	97-95		DR	105	8156-3	N8156-3
	94-90		DR	105	7939-3	N7939-3
<i>1993-92 LUMINA'S USED AN ALTERNATOR (8130-11) THAT HAD A SPECIAL RECTANGULAR PROTRUSION ON THE SIDE OF THE REAR FRAME TO ALLOW A PLASTIC COVER, USED FOR AIR FLOW, TO CLIP TO THE ALTERNATOR. THIS COVER MUST BE REMOVED FROM THE OLD UNIT AND TRANSFERRED TO THE NEW UNIT UPON INSTALLATION.</i>						
3.4L (207) V6	97-94		DR	105	8155-3	N8155-3
	93-92		DR	105	8130-11	N8130-11
	91		DR	105	7860-11	N7860-11
3.8L (231) V6	99-98	Std	DR	105	8224-11	N8224-11
		Opt	DR	140	8213-7	N8213-7
<b>LUMINA APV</b>						
3.1L (189) V6	95-94		DR	105	8169-7	N8169-7
	93-91	w/Auxiliary Heater	DR	105	7860-7	N7860-7
		wo/Auxiliary Heater	DR	105	7860-7	N7860-7
	90		DR	105	7860-7	N7860-7
3.4L (207) V6	96		DR	145	8204-11	N8204-11
3.8L (231) V6	95-93	Std	DR	105	8103-7	N8103-7
		Opt	DR	140	8112-5	N8112-5
	92	Std Opt, 124 Amps Opt, 140 Amps	DR DR DR	105 124 140	8103-7 8009-5 8112-5	N8103-7 N8112-5
<b>LUV</b>						
1.8L (111) L4	82-81	2WD	HI	50	14305	
		4WD	HI	50	14222	
	80	2WD, w/AC	HI	50	14222	
		2WD, wo/AC	HI	35	14105	
		4WD	HI	50	14305	
	79-76	w/AC	HI	50	14222	
		wo/AC	HI	35	14105	
75	wo/AC	HI	35	14105		
74-72		HI	35	14105		
2.2L (134) L4 (Diesel)	82-81	w/AC	HI	50	14648	
		wo/AC	HI	40	14731	
<b>MALIBU</b>						
<i>THE 8197-7 AND 8228-7 ARE VERY SIMILAR IN APPEARANCE – THE MAIN DIFFERENCE IS THAT THE 8228-7 HAS AN EXTENSION STUD OFF THE BATTERY POST STUD WHICH PROTRUDES OFF THE SIDE OF THE ALTERNATOR AT 9:00.</i>						
<i>THE 8249-7 LOOKS LIKE THE 8230-7, EXCEPT THE 8249-7 USES A DIFFERENT VOLTAGE REGULATOR. THE UNITS DO NOT INTERCHANGE.</i>						
2.2L (134) L4	08-06		VA	115	11072	
	05-04	Plug (L-F)	VA	105	13944	N13944
		Plug (L-FS)	VA	115	11072	
2.4L (145) L4	11	Valeo Unit	VA	130	11265	
	10		VA	130	11265	
	09-08	Exc Hybrid	VA	130	11265	
2.4L (146) L4	99		DR	102	8228-7	N8228-7
	98	w/Battery Post Extention	DR	102	8228-7	N8228-7
		wo/Battery Post Extention	DR	105	8197-7	N8197-7
97		DR	102	8228-7	N8228-7	
3.1L (189) V6	03	Bosch Unit	BO	105	13989	N13989
		Delco Unit	DR	105	8270-7	N8270-7
	02-00		DR	105	8270-7	N8270-7

## ALTERNATORS / ALTERNATEURS / ALTERNADORES

Liter Litre Litro	Year Année Año	Options Options Opciones	Mfg.	Amp	Reman	New Nouveau Nuevo
<b>CHEVROLET - continued</b>						
<b>MALIBU - continued</b>						
3.1L (189) V6	99		DR	102	8249-7	N8249-7
	98		DR	105	8230-7	N8230-7
	97	w/Threaded Mtg Foot	DR	105	8230-7	N8230-7
		w/Unthreaded Mtg Foot	DR	102	8229-7	N8229-7
3.2L (194) L6	66-64		DR	60	7111	
3.3L (200) V6	79-78		DR	63	7127-12	N7127-12
3.5L (213) V6	10		VA	125	11142	
	09-08	w/Plug In from Back of Alt	VA	125	11142	
		w/Plug In from Side of Alt	VA	115	11069	
	07		VA	125	11142	
06-04		VA	115	11069		
3.6L (217) V6	11-08		ND	150	11250	
3.8L (229) V6	83	w/AC or HBW	DR	70	7137-6	
		wo/AC	DR	78	7273-12	N7273-12
		Opt HD	DR	85	7134-6	
	82	w/AC, Std	DR	63	7127-12	N7127-12
		w/AC, Opt HD	DR	85	7134-3	
		wo/AC	DR	63	7127-12	N7127-12
	81-80	w/AC, Std	DR	63	7127-12	N7127-12
		w/AC, Opt HD, w/Dbl Mtg Foot	DR	80	7135	
		w/AC, Opt HD, w/Sgl Mtg Foot	DR	85	7134-3	
wo/AC	DR	63	7127-12	N7127-12		
3.8L (230) L6	67-64		DR	60	7111	
3.8L (231) V6	83	w/AC, Std	DR	78	7273-6	
		w/AC, Opt HD	DR	70	7137-6	
		wo/AC	DR	63	7127-3	N7127-3
	82-80	w/AC	DR	70	7137-6	
		wo/AC	DR	63	7127-3	N7127-3
		Opt HD	DR	85	7134-3	
79-78		DR	63	7127-3	N7127-3	
3.9L (237) V6	07-06		VA	125	11142	
4.1L (250) L6	77-73		DR	63	7127-9	N7127-9
	67		DR	60	7111	
4.3L (260) V6 (Diesel)	83	w/Gauges, w/AC	DR	78	7292-6R	
		w/Gauges, wo/AC	DR	78	7292-3R	
		wo/Gauges, w/AC	DR	78	7292-3	
		wo/Gauges, wo/AC, w/HBW	DR	78	7292-3	
	wo/Gauges, wo/AC, wo/HBW	DR	63	7127-3	N7127-3	
	82	w/AC or HBW	DR	70	7137-6	
wo/AC		DR	63	7127-3	N7127-3	
4.4L (267) V8	82	w/AC, Std	DR	63	7127-3	N7127-3
		w/AC, Opt HD	DR	85	7134-3	
		wo/AC	DR	63	7127-3	N7127-3
	81-80	w/AC, w/Dbl Mtg Foot (Opt HD)	DR	80	7135	
		w/AC, w/Sgl Mtg Foot, Std	DR	63	7127-3	N7127-3
		w/AC, w/Sgl Mtg Foot, Opt	DR	85	7134-3	
		w/HBW	DR	63	7127-3	N7127-3
		wo/AC	DR	63	7127-3	N7127-3
	79	w/AC, w/Dbl Mtg Foot (Opt HD)	DR	80	7135	
		w/AC, w/Sgl Mtg Foot	DR	63	7127-3	N7127-3
wo/AC	DR	63	7127-3	N7127-3		
4.6L (283) V8	67-64		DR	60	7111	
5.0L (305) V8	83	w/AC, Std	DR	78	7273-3	N7273-3
		w/AC, Opt HD	DR	85	7134-12	N7290-12
		w/HBW	DR	78	7273-3	N7273-3
		wo/AC	DR	63	7127-3	N7127-3
	82	Std	DR	63	7127-3	N7127-3
		Opt	DR	85	7134-3	

## ALTERNATORS / ALTERNATEURS / ALTERNADORES

Liter Litre Litro	Year Année Año	Options Options Opciones	Mfg.	Amp	Reman	New Nouveau Nuevo
<b>CHEVROLET - continued</b>						
<b>MALIBU - continued</b>						
5.0L (305) V8	81-80	w/Dbl Mtg Foot	DR	80	7135	N7127-3
		w/Sgl Mtg Foot, Std	DR	63	7127-3	
		w/Sgl Mtg Foot, Opt HD	DR	85	7134-3	
	79	w/Dbl Mtg Foot	DR	80	7135	N7127-3
		w/Sgl Mtg Foot	DR	63	7127-3	
			DR	63	7127-3	
	78-76		DR	63	7127-3	N7127-3
5.0L (307) V8	73		DR	63	7127-3	N7127-3
5.4L (327) V8	67-64		DR	60	7111	
5.7L (350) V8	81-80	w/Dbl Mtg Foot (Opt HD)	DR	80	7135	N7127-3
		w/Sgl Mtg Foot, Std	DR	63	7127-3	
		w/Sgl Mtg Foot, Opt HD	DR	85	7134-3	
	79-78	w/Dbl Mtg Foot (Opt HD)	DR	80	7135	N7127-3
		w/Sgl Mtg Foot	DR	63	7127-3	
		77-73		DR	63	7127-3
5.7L (350) V8 (Diesel)	83	w/Gauges, w/AC	DR	78	7273-9R	N7273-9
		w/Gauges, wo/AC	DR	78	7273-3R	
		wo/Gauges, w/AC, Std	DR	78	7273-9	
		wo/Gauges, w/AC, Opt HD	DR	85	7134-6	
		wo/Gauges, wo/AC, Std	DR	78	7273-3	
		wo/Gauges, wo/AC, Opt HD	DR	85	7134-3	
	82	w/Gauges, w/AC	DR	85	7134-6R	N7127-3
		w/Gauges, wo/AC	DR	63	7282-3	
		wo/Gauges, w/AC	DR	70	7137-6	
		wo/Gauges, wo/AC	DR	63	7127-3	
6.5L (396) V8	67-66		DR	60	7111	
6.6L (400) V8	76-74		DR	63	7127-3	N7127-3
7.4L (454) V8	75-73		DR	63	7127-3	N7127-3
<b>METRO</b>						
1.0L (61) L3	00-98		MI,ND	55	13336	N13336
1.3L (79) L4	01-98		MI,ND	55	13336	N13336
<b>MONTE CARLO</b>						
<i>THE 8156-3 AND THE 8222-3 LOOK IDENTICAL, AS DO THE 8200-11 AND 8224-11 – THE DIFFERENCE IN THE TWO SETS OF UNITS IS THE VOLTAGE REGULATOR. THE REGULATORS FUNCTION DIFFERENTLY AND ARE NOT MEANT TO BE INTERCHANGED.</i>						
3.1L (189) V6	99-98		DR	105	8222-3	N8222-3
	97-95		DR	105	8156-3	N8156-3
3.3L (200) V6	79-78		DR	63	7127-12	N7127-12
3.4L (207) V6	05		BO	105	13989	N13989
	04	Bosch Unit	BO	105	13989	N13989
		Delco Unit	DR	105	8287	N8287
	03-02		DR	105	8287	N8287
	01-00		DR	110	8243-5	N8243-5
	97-96		DR	105	8155-3	N8155-3
	95	52mm Diameter Pulley	DR	105	8155-3	N8155-3
		57mm Diameter Pulley	DR	105	8155-3	N8155-3
3.5L (213) V6	07-06		BO	125	11185	N11185
3.8L (229) V6	84		DR	78	7273-12	N7273-12
	83	w/AC	DR	70	7137-6	N7273-12
		wo/AC	DR	78	7273-12	
		Opt HD	DR	85	7134-6	
	82	w/AC, Std	DR	63	7127-12	N7127-12
		w/AC, Opt HD	DR	85	7134-3	
		wo/AC	DR	63	7127-12	
	81-80	w/AC, w/Dbl Mtg Foot	DR	80	7135	N7127-12
		w/AC, w/Sgl Mtg Foot, Std	DR	63	7127-12	
		w/AC, w/Sgl Mtg Foot, Opt	DR	85	7134-3	
wo/AC		DR	63	7127-12		

## ALTERNATORS / ALTERNATEURS / ALTERNADORES

Liter Litre Litro	Year Année Año	Options Options Opciones	Mfg.	Amp	Reman	New Nouveau Nuevo
<b>CHEVROLET - continued</b>						
<b>MONTE CARLO - continued</b>						
3.8L (231) V6	05		BO	105	11045	
	04-03	Bosch Unit	BO	105	11045	
		Delco Unit	DR	105	8287	N8287
	02		DR	105	8287	N8287
	01-00		DR	110	8234-5	N8234-5
	99	Std	DR	105	8224-11	N8224-11
		Opt	DR	140	8213-7	N8213-7
	98		DR	105	8224-11	N8224-11
	87-84	Std	DR	78	7273-3	N7273-3
		Std HD	DR	70	7137-6	
		Opt	DR	94	7294-3	N7294-3
		Opt HD	DR	85	7134-6	
	83	w/AC, Std	DR	78	7273-6	
		w/AC, Opt HD	DR	70	7137-6	
		wo/AC	DR	63	7127-3	N7127-3
	82	w/AC	DR	70	7137-6	
		wo/AC	DR	63	7127-3	N7127-3
Opt HD		DR	85	7134-3		
81	w/Turbo, w/AC	DR	70	7137-6		
	w/Turbo, wo/AC	DR	63	7127-3	N7127-3	
	wo/Turbo, w/AC	DR	70	7137-6		
	wo/Turbo, wo/AC	DR	63	7127-3	N7127-3	
	wo/Turbo, Opt HD	DR	85	7134-3		
80	w/Turbo	DR	63	7127-3	N7127-3	
	wo/Turbo, w/AC	DR	70	7137-6		
	wo/Turbo, wo/AC	DR	63	7127-3	N7127-3	
	wo/Turbo, Opt HD	DR	85	7134-3		
79-78		DR	63	7127-3	N7127-3	
3.9L (237) V6	07	Bosch Unit, w/Clutch Pulley	BO	125	11236	
		Bosch Unit, wo/Clutch Pulley	BO	125	11185	N11185
		NDenso Unit	ND	150	11237	
	06	Bosch Unit	BO	125	11185	N11185
	NDenso Unit	ND	150	11183		
4.3L (260) V6 (Diesel)	83	w/Gauges, w/AC	DR	78	7292-6R	
		w/Gauges, wo/AC	DR	78	7292-3R	
		wo/Gauges, w/AC	DR	78	7292-3	
		wo/Gauges, wo/AC, w/HBW	DR	78	7292-3	
		wo/Gauges, wo/AC, wo/HBW	DR	63	7127-3	N7127-3
82	w/AC or HBW	DR	70	7137-6		
	wo/AC	DR	63	7127-3	N7127-3	
4.3L (262) V6	88-86	w/AC	DR	94	7294-12	N7294-12
		w/HBW	DR	78	7273-9	N7273-9
		wo/AC	DR	78	7273-12	N7273-12
	85	w/AC	DR	94	7294-12	N7294-12
		w/HBW	DR	78	7273-12	N7273-12
		wo/AC	DR	78	7273-12	N7273-12
4.4L (267) V8	82	w/AC, Std	DR	63	7127-3	N7127-3
		w/AC, Opt HD	DR	85	7134-3	
		wo/AC	DR	63	7127-3	N7127-3
	81-80	w/AC, Std	DR	63	7127-3	N7127-3
		w/AC, Opt HD, w/Dbl Mtg Foot	DR	80	7135	
		w/AC, Opt HD, w/Sgl Mtg Foot	DR	85	7134-3	
		wo/AC	DR	63	7127-3	N7127-3
	79	w/AC, w/Dbl Mtg Foot (Opt HD)	DR	80	7135	
		w/AC, w/Sgl Mtg Foot	DR	63	7127-3	N7127-3
		wo/AC	DR	63	7127-3	N7127-3

## ALTERNATORS / ALTERNATEURS / ALTERNADORES

Liter Litre Litro	Year Année Año	Options Options Opciones	Mfg.	Amp	Reman	New Nouveau Nuevo
<b>CHEVROLET - continued</b>						
<b>MONTE CARLO - continued</b>						
5.0L (305) V8	88-86		DR	78	7273-9	N7273-9
	85	w/AC	DR	78	7273-9	N7273-9
		wo/AC	DR	78	7273-3	N7273-3
	84	w/AC or HBW	DR	78	7273-3	N7273-3
		wo/AC	DR	63	7127-3	N7127-3
	83	w/AC, Std	DR	78	7273-3	N7273-3
		w/AC, Opt HD	DR	85	7134-12	N7290-12
		w/HBW	DR	78	7273-3	N7273-3
		wo/AC	DR	63	7127-3	N7127-3
	82	Std	DR	63	7127-3	N7127-3
Opt		DR	85	7134-3		
81-80	w/Dbl Mtg Foot	DR	80	7135		
	w/Sgl Mtg Foot, Std	DR	63	7127-3	N7127-3	
	w/Sgl Mtg Foot, Opt HD	DR	85	7134-3		
79	w/Dbl Mtg Foot	DR	80	7135		
	w/Sgl Mtg Foot	DR	63	7127-3	N7127-3	
78-76		DR	63	7127-3	N7127-3	
5.3L (325) V8	07-06		ND	135	11179	
5.7L (350) V8	81	w/Dbl Mtg Foot (Opt HD)	DR	80	7135	
		w/Sgl Mtg Foot, Std	DR	63	7127-3	N7127-3
		w/Sgl Mtg Foot, Opt HD	DR	85	7134-3	
	77-73		DR	63	7127-3	N7127-3
	72		DR	55	7133	
71-70		DR	55	7122		
5.7L (350) V8 (Diesel)	84	w/Gauges, w/AC	DR	78	7292-9R	
		w/Gauges, wo/AC	DR	78	7292-3R	
		wo/Gauges, w/AC	DR	78	7292-9	N7830-9
		wo/Gauges, wo/AC	DR	78	7292-3	
	83	w/Gauges, w/AC	DR	78	7273-9R	
		w/Gauges, wo/AC	DR	78	7273-3R	
		wo/Gauges, w/AC, Std	DR	78	7273-9	N7273-9
		wo/Gauges, w/AC, Opt HD	DR	85	7134-6	
		wo/Gauges, wo/AC, Std	DR	78	7273-3	N7273-3
	82	wo/Gauges, wo/AC, Opt HD	DR	85	7134-3	
		w/Gauges, w/AC	DR	85	7134-6R	
		w/Gauges, wo/AC	DR	63	7282-3	
6.6L (400) V8	76-73		DR	63	7127-3	N7127-3
			DR	55	7133	
	72		DR	55	7122	
	71-70		DR	55	7122	
6.6L (402) V8	72		DR	55	7133	
	71-70		DR	55	7122	
7.4L (454) V8	75-73		DR	63	7127-3	N7127-3
	72		DR	55	7133	
	71-70		DR	55	7122	
<b>MONZA</b>						
2.3L (140) L4	77-75	California	DR	63	7127-9	N7127-9
		Federal	DR	63	7127-12	N7127-12
2.5L (151) L4	80-78	w/3:00 Alt Plug	DR	63	7127-3	N7127-3
		w/6:00 Alt Plug	DR	63	7127-6	N7127-6
		w/9:00 Alt Plug	DR	63	7127-9	N7127-9
3.2L (196) V6	79-78		DR	63	7127-3	N7127-3
3.8L (231) V6	80-78		DR	63	7127-3	N7127-3
4.3L (262) V8	76		DR	63	7127-9	N7127-9
	75	w/AC	DR	63	7127-9	N7127-9
wo/AC		DR	63	7127-3	N7127-3	

## ALTERNATORS / ALTERNATEURS / ALTERNADORES

Liter Litre Litro	Year Année Año	Options Options Opciones	Mfg.	Amp	Reman	New Nouveau Nuevo
<b>CHEVROLET - continued</b>						
<b>MONZA - continued</b>						
5.0L (305) V8	79-78		DR	63	7127-3	N7127-3
	77	w/AC	DR	63	7127-9	N7127-9
		wo/AC	DR	63	7127-3	N7127-3
	76		DR	63	7127-9	N7127-9
5.7L (350) V8	75		DR	63	7127-3	N7127-3
<b>MOTORHOME</b>						
All Engines	82-73	w/DbI Mtg Foot (Opt HD)	DR	80	7135	
		w/Sgl Mtg Foot	DR	63	7127-9	N7127-9
	72		DR	55	7133	
	71		DR	55	7122	
<b>NOVA</b>						
1.6L (98) L4	88	DOHC	ND	70	14683	
		SOHC	ND	60	14671	N14611
	87-85		ND	60	14671	N14611
2.5L (153) L4	70-69		DR	55	7122	
	68-63		DR	60	7111	
	62	w/Alternator	DR	60	7111	
w/Generator, Std		DR	30	9005		
3.2L (194) L6	67-63		DR	60	7111	
	62	w/Alternator	DR	60	7111	
		w/Generator	DR	30	9005	
3.8L (230) L6	70-69		DR	55	7122	
	68-63		DR	60	7111	
4.1L (250) L6	79-76		DR	63	7127-9	N7127-9
	75	w/AC	DR	63	7127-3	N7127-3
		wo/AC	DR	63	7127-9	N7127-9
	74-73		DR	63	7127-9	N7127-9
	72		DR	55	7133	
	71-69		DR	55	7122	
	68-67		DR	60	7111	
4.3L (262) V8	75	w/AC	DR	63	7127-9	N7127-9
		wo/AC	DR	63	7127-3	N7127-3
4.6L (283) V8	67-63		DR	60	7111	
	62	w/Generator, Std	DR	30	9005	
5.0L (305) V8	79-76		DR	63	7127-3	N7127-3
5.0L (307) V8	73		DR	63	7127-3	N7127-3
	72		DR	55	7133	
	71-69		DR	55	7122	
	68		DR	60	7111	
5.4L (327) V8	68-65		DR	60	7111	
5.7L (350) V8	79-73		DR	63	7127-3	N7127-3
	72		DR	55	7133	
	71-69		DR	55	7122	
	68		DR	60	7111	
6.5L (396) V8	70-69		DR	55	7122	
	68		DR	60	7111	
6.6L (402) V8	70		DR	55	7122	
<b>ONE-FIFTY SERIES</b>						
3.9L (235) L6	57-56	6-Volt	DR	25	9410	
		12-Volt, wo/PS	DR	25	9010	
	55	6-Volt	DR	25	9410	
		12-Volt	DR	25	9010	
	54-53	6-Volt	DR	35	9202	
4.3L (265) V8	55	wo/PS	DR	25	9010	
<b>OPTRA</b>						
2.0L	08-04		DR	105	8484	N8484

# ALTERNATORS / ALTERNATEURS / ALTERNADORES

Liter Litre Litro	Year Année Año	Options Options Opciones	Mfg.	Amp	Reman	New Nouveau Nuevo
<b>CHEVROLET - continued</b>						
<b>P SERIES TRUCKS</b>						
1. THE 7802-11 AND 8166-11 LOOK IDENTICAL, BUT HAVE DIFFERENT REGULATORS.						
2. THE 8166-11 AND 8167-11 LOOK IDENTICAL, BUT HAVE DIFFERENT REGULATORS.						
3. THE 8167-11 HAS A LARGER FRONT BEARINGS (HEAVIER DUTY) THAN THE 7802-11.						
2.5L (153) L4	65-63		DR	60	7111	
3.2L (194) L6	66		DR	60	7111	
3.8L (230) L6	69-63		DR	60	7111	
3.9L (235) L6	62-60	w/Generator	DR	30	9005	
3.9L (239) L4 (Diesel)	91-89		DR	78	7273-3	N7273-3
4.1L (250) L6	74-73		DR	63	7127-9	N7127-9
	72		DR	55	7133	
	71-69		DR	55	7122	
	68-66		DR	60	7111	
4.3L (262) V6	99-96		DR	105	8216-5	N8216-5
	95-94		DR	105	8167-11	N8167-11
	93-91	P3 Series, Std	DR	105	7802-11	N7802-11
		P3 Series, Opt P4 Series	DR	105	7802-11	N7802-11
	90	w/7:00 Alt Plug w/11:00 Alt Plug	DR	80	7135-R	
		DR	105	7802-7		
			DR	105	7802-11	N7802-11
4.6L (283) V8	62-61	w/Generator	DR	30	9005	
4.8L (292) L6	89-87		DR	78	7273-9	N7273-9
	86	Std	DR	63	7127-9	N7127-9
		Opt	DR	78	7273-9	N7273-9
	85-83	w/Dbl Mtg Foot	DR	80	7135	
		w/Sgl Mtg Foot, Std	DR	63	7127-9	N7127-9
		w/Sgl Mtg Foot, Opt	DR	78	7273-9	N7273-9
	82-73	w/Dbl Mtg Foot (Opt HD)	DR	80	7135	
		w/Sgl Mtg Foot	DR	63	7127-9	N7127-9
	72		DR	55	7133	
	71-69		DR	55	7122	
68-63		DR	60	7111		
5.0L (307) V8	73-72		DR	55	7133	
	71-69		DR	55	7122	
	68		DR	60	7111	
5.4L (327) V8	69-68		DR	60	7111	
	62	w/Generator	DR	30	9005	
5.7L (348) V8	65-64		DR	60	7111	
	62-61	w/Generator	DR	30	9005	
5.7L (350) V8	99-96	Std	DR	105	8216-5	N8216-5
		Opt, 124 Amps	DR	124	8209-5	N8209-5
		Opt, 145 Amps	DR	145	8221-5	
	95-94	Std	DR	105	8167-11	N8167-11
		Opt	DR	124	8163-2	
	93-92	Std	DR	105	7802-11	N7802-11
		Opt, 105 Amps	DR	105	7802-11	N7802-11
		Opt, 124 Amps	DR	124	8163-2	
	91-87	Std	DR	105	7802-11	N7802-11
		Opt	DR	105	7802-11	N7802-11
	86-83	w/Dbl Mtg Foot (Opt HD)	DR	80	7135	
		w/Sgl Mtg Foot, Std	DR	63	7127-3	N7127-3
		w/Sgl Mtg Foot, Opt	DR	78	7273-3	N7273-3
82-73	w/Dbl Mtg Foot (Opt HD)	DR	80	7135		
	w/Sgl Mtg Foot	DR	63	7127-3	N7127-3	
72		DR	55	7133		
71-69		DR	55	7122		
6.0L (366) V8	66		DR	60	7111	



## ALTERNATORS / ALTERNATEURS / ALTERNADORES

Liter Litre Litro	Year Année Año	Options Options Opciones	Mfg.	Amp	Reman	New Nouveau Nuevo
<b>CHEVROLET - continued</b>						
<b>P SERIES TRUCKS - continued</b>						
6.2L (379) V8 (Diesel)	93-91	P32 Chassis	DR	105	8166-11	N8166-11
		P42 Chassis, Std	DR	105	7802-11	N7802-11
		P42 Chassis, Opt	DR	124	7901-11	
	90-86	Std	DR	78	7273-12	N7273-12
		Opt HD	DR	120	7287-12	
	85	Std	DR	78	7273-12	N7273-12
		Opt HD	DR	108	7290-9	
	84	Std	DR	78	7273-12	N7273-12
		Opt HD, P32 Chassis	DR	85	7134-3	
		Opt HD, P42 Chassis	DR	94	7294-9	N7294-9
	83	Std	DR	78	7273-12	N7273-12
		Opt HD	DR	85	7134-3	
82	w/DbI Mtg Foot (Opt HD)	DR	80	7135		
	w/Sgl Mtg Foot	DR	63	7127-12	N7127-12	
6.5L (395) V8 (Diesel)	99-98	VIN F, Std	DR	105	8246-5	N8246-5
		VIN F, Opt	DR	124	8209-5	N8209-5
		VIN Y, Std	DR	105	8216-5	N8216-5
		VIN Y, Opt	DR	124	8209-5	N8209-5
	97	VIN F	DR	124	8209-5	N8209-5
		VIN Y, Std	DR	105	8216-5	N8216-5
		VIN Y, Opt, 124 Amps	DR	124	8209-5	N8209-5
		VIN Y, Opt, 145 Amps	DR	145	8221-5	
	96	VIN F	DR	124	8209-5	N8209-5
		VIN Y, Std	DR	105	8216-5	N8216-5
		VIN Y, Opt	DR	124	8209-5	N8209-5
	95-94	VIN F	DR	124	8175-11	
VIN Y, Std		DR	105	8165-7	N8165-7	
VIN Y, Opt		DR	124	8163-11		
6.5L (396) V8	72		DR	55	7133	
	71		DR	55	7122	
	69-68		DR	55	7122	
6.7L (409) V8	65-64		DR	60	7111	
	62	w/Generator	DR	30	9005	
7.4L (454) V8	99-98	105 Amps	DR	105	8216-5	N8216-5
		124 Amps	DR	124	8209-5	N8209-5
		145 Amps	DR	145	8221-5	
	97	VIN J, P32 Chassis, Std	DR	105	8216-5	N8216-5
		VIN J, P32 Chassis, Opt	DR	124	8209-5	N8209-5
		VIN N, P32 Chassis, Std	DR	105	8166-11	N8166-11
		VIN N, P32 Chassis, Opt	DR	124	7955-7	
	96	VIN J, P32 Chassis, Std	DR	105	8216-5	N8216-5
		VIN J, P32 Chassis, Opt	DR	124	8209-5	N8209-5
		VIN N, P32 Chassis, Std	DR	105	8166-11	N8166-11
		VIN N, P32 Chassis, Opt	DR	124	7955-7	
		VIN N, P42, P52, P62 Chassis - Std	DR	105	8167-11	N8167-11
		VIN N, P42, P52, P62 Chassis - Opt	DR	124	7918-7	
	95-94	P32 Chassis, Std	DR	105	8166-11	N8166-11
		P32 Chassis, Opt	DR	124	7955-7	
		P42, P52, P62 Chassis - Std	DR	105	8167-11	N8167-11
		P42, P52, P62 Chassis - Opt	DR	124	7918-7	
	93-91	P32 Chassis, Std	DR	105	8166-11	N8166-11
P32 Chassis, Opt		DR	124	7955-7		
P42, P52, P62 Chassis - Std		DR	105	7802-11	N7802-11	
P42, P52, P62 Chassis - Opt		DR	124	7918-7		
90	Std	DR	105	8166-11	N8166-11	
	Opt	DR	124	7955-7		

## ALTERNATORS / ALTERNATEURS / ALTERNADORES

Liter Litre Litro	Year Année Año	Options Options Opciones	Mfg.	Amp	Reman	New Nouveau Nuevo
<b>CHEVROLET - continued</b>						
<b>P SERIES TRUCKS - continued</b>						
7.4L (454) V8	89	P32 Chassis, Std	DR	105	8166-11	N8166-11
		P32 Chassis, Opt	DR	124	7955-7	
		P42 Chassis	DR	105	7802-11	N7802-11
	88-87	Std	DR	105	7802-11	N7802-11
		Opt	DR	120	7918-5	
	86	w/Dbl Mtg Foot	DR	80	7135	
		w/Sgl Mtg Foot	DR	78	7273-12	N7273-12
	85	w/Dbl Mtg Foot, Std	DR	80	7135	
		w/Dbl Mtg Foot, Opt	DR	100	7157	
		w/Sgl Mtg Foot, California	DR	78	7273-3	N7273-3
		w/Sgl Mtg Foot, Federal	DR	78	7273-12	N7273-12
	84	w/Dbl Mtg Foot, Std	DR	80	7135	
		w/Dbl Mtg Foot, Opt	DR	100	7157	
		w/Sgl Mtg Foot, Std	DR	63	7127-3	N7127-3
w/Sgl Mtg Foot, Opt		DR	78	7273-3	N7273-3	
83	w/AC	DR	80	7135		
	wo/AC, P32 Chassis	DR	78	7273-3	N7273-3	
	wo/AC, P42 Chassis	DR	63	7127-3	N7127-3	
82-73	w/Dbl Mtg Foot (Opt HD)	DR	80	7135		
	w/Sgl Mtg Foot	DR	63	7127-3	N7127-3	
<b>PRIZM</b>						
1.8L (110) L4	02-98		ND	80	13756	N13756
<b>R SERIES PICKUP - SEE C / K / R / V SERIES PICKUPS</b>						
<b>S10 PICKUP</b>						
1.9L (119) L4	85-84		DR	78	7278-9	
	83-82		DR	63	7127-9	N7127-9
2.0L (122) L4	84-83	w/AC	DR	78	7273-12	N7273-12
		wo/AC	DR	63	7127-12	N7127-12
2.2L (134) L4	03-98		DR	100	8233-7	N8233-7
	97-94		DR	100	8160-7	N8160-7
2.2L (134) L4 (Diesel)	85-84	w/Gauges	DR	78	7273-9R	
		wo/Gauges	DR	78	7273-9	N7273-9
	83		DR	78	7273-9R	
2.5L (151) L4	93-87		DR	105	7860-11	N7860-11
	86	w/2-Pin Alt Plug	DR	78	7273-3	N7273-3
		w/4-Pin Alt Plug	DR	100	7820-11	N7820-11
	85		DR	78	7273-3	N7273-3
2.8L (173) V6	93-87		DR	100	7860-3	N7860-3
	86		DR	100	7820-11	N7820-11
	85-84		DR	78	7273-3	N7273-3
	83	w/AC	DR	78	7273-3	N7273-3
		wo/AC	DR	63	7127-3	N7127-3
	82		DR	63	7127-3	N7127-3
4.3L (262) V6	04-01		DR	100	8283	N8283
	00-98		DR	105	8231-5	N8231-5
	97-96		DR	105	8206-5	N8206-5
	95-94		DR	100	8160-5	N8160-5
	93-92		DR	105	7861-7	N7861-7
	91	Std	DR	105	7861-7	N7861-7
		Opt	DR	105	7861-7	N7861-7
	90-88	w/Baja Pkg	DR	105	7861-7	N7861-7
wo/Baja Pkg		DR	105	7861-7	N7861-7	
<b>SILVERADO PICKUP - SEE C / K / R / V SERIES PICKUPS</b>						

## ALTERNATORS / ALTERNATEURS / ALTERNADORES

Liter Litre Litro	Year Année Año	Options Options Opciones	Mfg.	Amp	Reman	New Nouveau Nuevo
<b>CHEVROLET - continued</b>						
<b>SPECTRUM</b>						
1.5L (92) L4	88-87	w/Turbo	ND	60	14732	
		wo/Turbo, w/AC	ND	60	14732	
		wo/Turbo, wo/AC	ND	45	14733	
	86-85	w/AC	ND	60	14732	
		wo/AC	ND	45	14733	
<b>SPRINT</b>						
1.0L (61) L3	91-89	VIN 2	MI,ND	55	13415	N13415
		VIN 6	MI,ND	55	13415	N13415
	88-87	w/Turbo	ND	55	14684	
		wo/Turbo, w/AT	ND	55	14684	
		wo/Turbo, w/MT	ND	55	14937	
	86-85		ND	55	14937	
<b>SSR</b>						
5.3L (323) V8	04-03		DR	145	8292	N8292
6.0L (364) V8	06		DR	145	8299	
	05		DR	145	8292	N8292
<b>STYLELINE</b>						
3.5L (216) L6	52	6-Volt	DR	35	9202	
	51-49	6-Volt	DR	25	9410	
3.9L (235) L6	52	6-Volt	DR	35	9202	
	51-50	6-Volt	DR	25	9410	
<b>STYLEMASTER</b>						
3.5L (216) L6	48-46	6-Volt	DR	25	9410	
<b>SUBURBAN</b>						
3.8L (230) L6	67-63		DR	60	7111	
3.9L (235) L6	62-60	w/Generator	DR	30	9005	
4.1L (250) L6	80	w/DbI Mtg Foot (Opt HD)	DR	80	7135	
		w/Sgl Mtg Foot	DR	63	7127-9	N7127-9
	79-73		DR	63	7127-9	N7127-9
	72		DR	55	7133	
	71-69		DR	55	7122	
	68-66		DR	60	7111	
4.6L (283) V8	67-63		DR	60	7111	
	62-61	w/Generator	DR	30	9005	
4.8L (292) L6	86-84	w/AC	DR	78	7273-9	N7273-9
		wo/AC	DR	63	7127-9	N7127-9
	82-81		DR	63	7127-9	N7127-9
	80	w/DbI Mtg Foot (Opt HD)	DR	80	7135	
		w/Sgl Mtg Foot	DR	63	7127-9	N7127-9
	79-73		DR	63	7127-9	N7127-9
	72		DR	55	7133	
	71-69		DR	55	7122	
68-63		DR	60	7111		
5.0L (305) V8	87	w/2-Pin Alt Plug, Std	DR	78	7273-3	N7273-3
		w/2-Pin Alt Plug, Opt	DR	94	7294-3	N7294-3
		w/4-Pin Alt Plug, 4-Groove Pulley	DR	105	7861-11	N7861-11
		w/4-Pin Alt Plug, 6-Groove Pulley	DR	105	7861-11	N7861-11
	86	Std	DR	63	7127-3	N7127-3
		Opt	DR	78	7273-9	N7273-9
	85	Std	DR	63	7127-3	N7127-3
		Opt	DR	78	7273-3	N7273-3
	84-83	w/AC	DR	78	7273-3	N7273-3
		wo/AC	DR	63	7127-3	N7127-3
	82-81		DR	63	7127-3	N7127-3
	80	w/DbI Mtg Foot (Opt HD)	DR	80	7135	
w/Sgl Mtg Foot		DR	63	7127-3	N7127-3	
79-76		DR	63	7127-3	N7127-3	

## ALTERNATORS / ALTERNATEURS / ALTERNADORES

Liter Litre Litro	Year Année Año	Options Options Opciones	Mfg.	Amp	Reman	New Nouveau Nuevo
<b>CHEVROLET - continued</b>						
<b>SUBURBAN - continued</b>						
5.0L (307) V8	73		DR	63	7127-9	N7127-9
	72		DR	55	7133	
	71-69		DR	55	7122	
	68		DR	60	7111	
5.3L (323) V8	11	Std	DR	145	8550	
		Opt	DR	160	8301	N8301
	10-09	Bosch Unit	BO	125	11234	N11234
		Delco Unit, Std, DR37 Type	DR	145	8550	
		Delco Unit, Std, DR44 Type	DR	145	8302	N8302
		Delco Unit, Opt	DR	160	8301	N8301
	08-07	Bosch Unit	BO	125	11234	N11234
		Delco Unit, Std	DR	145	8302	N8302
		Delco Unit, Opt	DR	160	8301	N8301
	06-05		BO	160	11075	N11075
04-03	Std	DR	105	8247	N8247	
	Opt	DR	145	8292	N8292	
02-00	Bosch Unit	BO	130	13860	N13860	
	Delco Unit	DR	130	8237	N8237	
5.4L (327) V8	68-66		DR	60	7111	
	62	w/Generator	DR	30	9005	
5.7L (348) V8	65-64		DR	60	7111	
	62-61	w/Generator	DR	30	9005	
5.7L (350) V8	99-96	External Fan Alt, Std	DR	124	8203-5	N8203-5
		External Fan Alt, Opt	DR	140	8219-5	N8219-5
		Internal Fan Alt	DR	105	8206-5	N8206-5
	95-94	w/1:00 Alt Plug	DR	124	7901-2	N7901-2
		w/7:00 Alt Plug	DR	105	8165-7	N8165-7
	93	w/1:00 Alt Plug	DR	124	7901-2	N7901-2
		w/7:00 Alt Plug, Large Bearing (5-Spoke Hsg)	DR	105	8165-7	N8165-7
		w/7:00 Alt Plug, Small Bearing (3-Spoke Hsg)	DR	105	7861-7	N7861-7
	92-91	w/AC	DR	105	7861-7	N7861-7
		wo/AC	DR	105	7861-7	N7861-7
		Opt HD	DR	124	7901-2	N7901-2
	90	w/AC	DR	105	7861-7	N7861-7
		wo/AC	DR	105	7861-7	N7861-7
	89	w/2-Pin Alt Plug, Std	DR	78	7273-3	N7273-3
		w/2-Pin Alt Plug, Opt	DR	94	7294-3	N7294-3
		w/4-Pin Alt Plug	DR	105	7861-7	N7861-7
	88-87	w/2-Pin Alt Plug, Std	DR	78	7273-3	N7273-3
		w/2-Pin Alt Plug, Opt	DR	94	7294-3	N7294-3
		w/4-Pin Alt Plug	DR	105	7802-11	N7802-11
	86	VIN L, w/AC	DR	78	7273-9	N7273-9
		VIN L, wo/AC, Std	DR	63	7127-3	N7127-3
		VIN L, wo/AC, Opt	DR	78	7273-9	N7273-9
		VIN M, w/AC	DR	78	7273-3	N7273-3
		VIN M, wo/AC, Std	DR	63	7127-3	N7127-3
		VIN M, wo/AC, Opt	DR	78	7273-3	N7273-3
	85	w/AC or HBW	DR	78	7273-3	N7273-3
		wo/AC	DR	63	7127-3	N7127-3
84-83	w/AC	DR	78	7273-3	N7273-3	
	wo/AC	DR	63	7127-3	N7127-3	
82	w/AC or HBW	DR	63	7127-3	N7127-3	
	wo/AC	DR	63	7127-9	N7127-9	
81		DR	63	7127-3	N7127-3	
80	w/DbI Mtg Foot (Opt HD)	DR	80	7135		
	w/Sgl Mtg Foot	DR	63	7127-3	N7127-3	
79-73		DR	63	7127-3	N7127-3	
72		DR	55	7133		
71-69		DR	55	7122		

## ALTERNATORS / ALTERNATEURS / ALTERNADORES

Liter Litre Litro	Year Année Año	Options Options Opciones	Mfg.	Amp	Reman	New Nouveau Nuevo
<b>CHEVROLET - continued</b>						
<b>SUBURBAN - continued</b>						
5.7L (350) V8 (Diesel)	81	w/AC	DR	63	7127-9	N7127-9
		wo/AC	DR	63	7127-3	N7127-3
	80	w/DbI Mtg Foot (Opt HD) w/Sgl Mtg Foot	DR	80	7135	
	79-78		DR	63	7127-3	N7127-3
6.0L (364) V8	11	Bosch Unit	BO	125	11234	N11234
		Delco Unit, Std	DR	145	8550	
		Delco Unit, Opt	DR	160	8301	N8301
	10-09	Bosch Unit	BO	125	11234	N11234
		Delco Unit, Std, DR37 Type	DR	145	8550	
		Delco Unit, Std, DR44 Type Delco Unit, Opt	DR	145	8302	N8302
			DR	160	8301	N8301
08-07	Bosch Unit	BO	125	11234	N11234	
	Delco Unit, Std	DR	145	8302	N8302	
	Delco Unit, Opt	DR	160	8301	N8301	
06-05	Bosch Unit	BO	160	11075	N11075	
	Delco Unit	DR	145	8292	N8292	
04-03	Std	DR	105	8247	N8247	
	Opt	DR	145	8292	N8292	
02-00	Std	DR	105	8247	N8247	
	Opt	DR	130	8237	N8237	
6.0L (366) V8	66		DR	60	7111	
6.2L (379) V8 (Diesel)	91		DR	105	7802-11	N7802-11
	90-87		DR	78	7273-12	N7273-12
	86-83	Std	DR	78	7273-12	N7273-12
		Opt HD	DR	108	7290-9	
82		DR	63	7127-12	N7127-12	
6.5L (395) V8 (Diesel)	99-98	External Fan Alt, Std	DR	124	8203-5	N8203-5
		External Fan Alt, Opt	DR	140	8219-5	N8219-5
		Internal Fan Alt, Standard Pulley	DR	105	8206-5	N8206-5
		Internal Fan Alt, Tapered Collar Pulley	DR	100	8227-5	N8206-5
	97-96	External Fan Alt	DR	124	8203-5	N8203-5
Internal Fan Alt, Standard Pulley		DR	105	8206-5	N8206-5	
Internal Fan Alt, Tapered Collar Pulley		DR	100	8227-5	N8206-5	
95-94		DR	105	8165-11	N8165-11	
6.5L (396) V8	69-68		DR	55	7122	
6.6L (400) V8	80	w/DbI Mtg Foot (Opt HD)	DR	80	7135	
		w/Sgl Mtg Foot	DR	63	7127-3	N7127-3
	79-75		DR	63	7127-3	N7127-3
6.6L (402) V8	72		DR	55	7133	
	71-70		DR	55	7122	
6.7L (409) V8	65-64		DR	60	7111	
	62	w/Generator	DR	30	9005	
7.4L (454) V8	99-96	External Fan Alt, Std	DR	124	8203-5	N8203-5
		External Fan Alt, Opt	DR	140	8219-5	N8219-5
		Internal Fan Alt	DR	105	8206-5	N8206-5
	95-94		DR	105	8165-7	N8165-7
		w/3:00 Alt Plug	DR	105	7802-3	N7802-3
		w/11:00 Alt Plug, 1st Prod w/11:00 Alt Plug, 2nd Prod	DR	124	7901-11	
			DR	124	8214-11	
	92	w/AC	DR	105	7802-3	N7802-3
		wo/AC	DR	105	7802-3	N7802-3
		Opt HD	DR	124	7901-11	
91-90	w/AC	DR	105	7802-3	N7802-3	
	wo/AC	DR	105	7802-3	N7802-3	
89	w/2-Pin Alt Plug, Std	DR	78	7273-12	N7273-12	
	w/2-Pin Alt Plug, Opt	DR	94	7294-12	N7294-12	
	w/4-Pin Alt Plug, Std	DR	105	7802-3	N7802-3	
	w/4-Pin Alt Plug, Opt	DR	124	7901-2	N7901-2	

## ALTERNATORS / ALTERNATEURS / ALTERNADORES

Liter Litre Litro	Year Année Año	Options Options Opciones	Mfg.	Amp	Reman	New Nouveau Nuevo
<b>CHEVROLET - continued</b>						
<b>SUBURBAN - continued</b>						
7.4L (454) V8	88	w/2-Pin Alt Plug, Std	DR	78	7273-12	N7273-12
		w/2-Pin Alt Plug, Opt	DR	94	7294-12	N7294-12
		w/4-Pin Alt Plug	DR	105	7802-11	N7802-11
	87	Std	DR	78	7273-12	N7273-12
		Opt	DR	94	7294-12	N7294-12
	86	Std	DR	63	7127-12	N7127-12
		Opt	DR	94	7294-12	N7294-12
	85	California, Std	DR	63	7127-3	N7127-3
		California, Opt, 78 Amps	DR	78	7273-3	N7273-3
		California, Opt, 94 Amps	DR	94	7294-3	N7294-3
		Federal, w/Dbl Mtg Foot (Opt HD)	DR	80	7135	
		Federal, w/Sgl Mtg Foot, Std	DR	63	7127-12	N7127-12
		Federal, w/Sgl Mtg Foot, Opt, 78 Amps	DR	78	7273-12	N7273-12
		Federal, w/Sgl Mtg Foot, Opt, 94 Amps	DR	94	7294-12	N7294-12
84	w/AC, Std	DR	78	7273-3	N7273-3	
	w/AC, Opt	DR	94	7294-3	N7294-3	
	wo/AC	DR	63	7127-3	N7127-3	
83	w/AC	DR	78	7273-3	N7273-3	
	wo/AC	DR	63	7127-3	N7127-3	
82-80	w/Dbl Mtg Foot (Opt HD)	DR	80	7135		
	w/Sgl Mtg Foot	DR	63	7127-3	N7127-3	
		DR	63	7127-3	N7127-3	
8.1L (496) V8	06	Bosch Unit	BO	100	11076	N11076
		Delco Unit	DR	145	8292	N8292
	05-03	Std	DR	105	8247	N8247
		Opt	DR	145	8292	N8292
02-01		DR	130	8237	N8237	
<b>TAHOE</b>						
<i>LATE MODEL TAHOES CAN COME WITH AN ALTERNATOR THAT LOOKS IDENTICAL IN EVERY WAY, EXCEPT THE PLUG DIFFERS. THE 8247 AND 8292 COME WITH A WIDER OVAL PLUG THAN THE 8301 AND 8302 AND THE UNIT'S VOLTAGE REGULATORS ARE DIFFERENT AND NO ATTEMPT SHOULD BE MADE TO TRY TO MAKE ONE WORK IN PLACE OF THE OTHER.</i>						
4.8L (294) V8	09	Bosch Unit	BO	125	11234	N11234
		Delco Unit, Std, DR37 Type	DR	145	8550	
		Delco Unit, Std, DR44 Type	DR	145	8302	N8302
		Delco Unit, Opt	DR	160	8301	N8301
	08-07	Bosch Unit	BO	125	11234	N11234
		Delco Unit, Std	DR	145	8302	N8302
		Delco Unit, Opt	DR	160	8301	N8301
	06-05		BO	160	11075	N11075
	04-03	Std	DR	105	8247	N8247
		Opt	DR	145	8292	N8292
02-00	Std	DR	105	8247	N8247	
	Opt	DR	130	8237	N8237	
5.3L (323) V8	11	Std	DR	145	8550	
		Opt	DR	160	8301	N8301
	10-09	Bosch Unit	BO	125	11234	N11234
		Delco Unit, Std, DR37 Type	DR	145	8550	
		Delco Unit, Std, DR44 Type	DR	145	8302	N8302
		Delco Unit, Opt	DR	160	8301	N8301
	08-07	Bosch Unit	BO	125	11234	N11234
		Delco Unit, Std	DR	145	8302	N8302
		Delco Unit, Opt	DR	160	8301	N8301
	06-05		BO	160	11075	N11075
	04-03	Std	DR	105	8247	N8247
		Opt	DR	145	8292	N8292
02-00	Std	DR	105	8247	N8247	
	Opt	DR	130	8237	N8237	

## ALTERNATORS / ALTERNATEURS / ALTERNADORES

Liter Litre Litro	Year Année Año	Options Options Opciones	Mfg.	Amp	Reman	New Nouveau Nuevo
<b>CHEVROLET - continued</b>						
<b>TAHOE - continued</b>						
5.7L (350) V8	00-96	External Fan Alt, Std	DR	124	8203-5	N8203-5
		External Fan Alt, Opt	DR	140	8219-5	N8219-5
		Internal Fan Alt	DR	105	8206-5	N8206-5
	95	Std	DR	105	8165-7	N8165-7
		Opt	DR	124	7901-2	N7901-2
6.2L (376) V8	09	Bosch Unit	BO	125	11234	N11234
		Delco Unit, Std, DR37 Type	DR	145	8550	
		Delco Unit, Std, DR44 Type	DR	145	8302	N8302
		Delco Unit, Opt	DR	160	8301	N8301
6.5L (395) V8 (Diesel)	99-98	External Fan Alt, Std	DR	124	8203-5	N8203-5
		External Fan Alt, Opt	DR	140	8219-5	N8219-5
		Internal Fan Alt, Standard Pulley	DR	105	8206-5	N8206-5
		Internal Fan Alt, Tapered Collar Pulley	DR	100	8227-5	N8206-5
	97-96	External Fan Alt	DR	124	8203-5	N8203-5
		Internal Fan Alt, Standard Pulley	DR	105	8206-5	N8206-5
		Internal Fan Alt, Tapered Collar Pulley	DR	100	8227-5	N8206-5
	95		DR	105	8165-11	N8165-11
<b>TOWNSMAN</b>						
5.7L (350) V8	72		DR	55	7133	
	71-69		DR	55	7122	
6.6L (400) V8	72		DR	55	7133	
	71-70		DR	55	7122	
6.6L (402) V8	72		DR	55	7133	
7.4L (454) V8	72		DR	55	7133	
	70		DR	55	7122	
<b>TRACKER</b>						
1.6L	02-99		MI	60	13780	
	98		MI,ND	55	13336	N13336
	91-89		MI,ND	55	13336	N13336
2.0L	03-99		MI	70	13781	N13781
2.5L	04-01		MI	70	13950	
<b>TRAILBLAZER</b>						
4.2L (256) L6	09-07		DR	150	8498	N8498
	06		DR	150	8497	N8497
	05-02		DR	150	8290	N8290
5.3L (323) V8	08-07		DR	145	8302	N8302
	06-03		DR	145	8292	N8292
6.0L (364) V8	09-07		DR	145	8499	
	06		DR	145	8299	
<b>TRAVERSE</b>						
3.6L (217) V6	11-09		ND	170	11252	
<b>TWO-TEN SERIES</b>						
3.9L (235) L6	57-55	6-Volt	DR	25	9410	
		12-Volt, wo/PS	DR	25	9010	
	54-53	6-Volt	DR	35	9202	
4.3L (265) V8	55	wo/PS	DR	25	9010	
<b>UPLANDER</b>						
3.5L (213) V6	06-05	Std	VA	105	11021	
		Opt	VA	125	11023	N11023
3.9L (237) V6	09-07		VA	125	11023	N11023
	06	Std	VA	105	11021	
		Opt	VA	125	11023	N11023
<b>V SERIES PICKUP - SEE C / K / R / V SERIES PICKUPS</b>						

# ALTERNATORS / ALTERNATEURS / ALTERNADORES

Liter Litre Litro	Year Année Año	Options Options Opciones	Mfg.	Amp	Reman	New Nouveau Nuevo
<b>CHEVROLET - continued</b>						
<b>VEGA</b>						
2.0L (122) L4	76-75		DR	63	7127-9	N7127-9
2.3L (140) L4	77-71	w/PS	DR	63	7127-9	N7127-9
		wo/PS	DR	63	7127-12	N7127-12
<b>VENTURE</b>						
<i>THE 1998 VENTURE USES AN OPTIONAL CS144 UNIT DIFFERENT FROM THE ONE USED IN 1997. THESE UNITS LOOK IDENTICAL, BUT THE 8204-11 USES A #437 REGULATOR, WHILE THE 8248-11 USES A #445 REGULATOR. THE WARNING LAMP WILL NOT FUNCTION PROPERLY IF THE 8204-11 IS USED IN AN APPLICATION WHERE THE #445 REGULATOR IS REQUIRED.</i>						
3.4L (207) V6	05-02	Std	VA	105	13993	N13993
		Opt	VA	120	13943	N13943
	01-99	Std	BO	105	13770	N13770
		Opt	BO	125	13771	N13771
	98	Delco Unit	DR	140	8248-11	N8248-11
		Valeo Unit	VA	105	13720	N13720
97	Delco Unit	DR	145	8204-11	N8204-11	
	Valeo Unit	VA	105	13720	N13720	
<b>OLDER MODELS - CARS</b>						
6 Cyl Engines	62-60	w/Generator	DR	30	9005	
	59-58	wo/PS	DR	30	9005	
	57-55	6-Volt	DR	25	9410	
		12-Volt, wo/PS	DR	25	9010	
	54-52	6-Volt	DR	35	9202	
8 Cyl Engines	55	25 Amps	DR	25	9010	
	54-52	6-Volt	DR	35	9202	
	51-46	6-Volt	DR	25	9410	
<b>OLDER MODELS - LT TRUCKS</b>						
All Engines	62-60	w/Generator	DR	30	9005	
	59-55	20 Amps	DR	20	10240	
		30 Amps	DR	30	9005	
	54-53	6 1/8" Mtg Distance	DR	35	9202	
		7 1/8" Mtg Distance	DR	45	9205	
52-50		DR	25	9410		
<b>CHRYSLER</b>						
<b>200 SERIES</b>						
2.4L (144) L4	12-11	Std	MI	115	11231	N11231
		Opt	MI	140	11228	
<b>300 SERIES</b>						
2.7L (167) V6	10	160 Amps	ND	160	11383	
	09	Std	ND	140	11382	
		Opt	ND	160	11383	
	08		ND	160	11383	
	07-05	Std	ND	140	11112	
Opt		ND	160	11113	N11113	
3.5L (215) V6	10-08		ND	160	11383	
	07-05		ND	160	11113	N11113
	04-03	Std	ND	130	13923	
		Opt	ND	160	11048	
	02		ND	130	13923	
	01-99		MI	130	13764	N13764
5.7L (345) V8	10-08		ND	160	11383	
	07-05	Std	ND	140	11112	
Opt		ND	160	11113	N11113	
6.1L (370) V8	10-08		ND	160	11383	
	07		ND	160	11113	N11113
	06-05	Std	ND	140	11112	
Opt		ND	160	11113	N11113	



## ALTERNATORS / ALTERNATEURS / ALTERNADORES

Liter Litre Litro	Year Année Año	Options Options Opciones	Mfg.	Amp	Reman	New Nouveau Nuevo
<b>CHRYSLER - continued</b>						
<b>300 SERIES - continued</b>						
6.3L (383) V8	66-62	1-Groove Pulley	CH	60	7007	
		2-Groove Pulley	CH	60	7006	
6.4L (392) V8	12	160 Amps	ND	160	11383	
6.8L (413) V8	65-60	1-Groove Pulley	CH	60	7007	
		2-Groove Pulley	CH	60	7006	
7.0L (426) V8	63	1-Groove Pulley	CH	60	7007	
		2-Groove Pulley	CH	60	7006	
7.2L (440) V8	71-70	1-Groove Pulley	CH	60	7024	
		2-Groove Pulley, External Fan Alt	CH	100	7521	
		2-Groove Pulley, Internal Fan Alt	CH	78	7509	
	69-66	1-Groove Pulley	CH	60	7007	
		2-Groove Pulley	CH	60	7006	
<b>ASPEN</b>						
4.7L (285) V8	09-07		ND	160	11240	
5.7L (345) V8	09		ND	150	11449	
	08-07		ND	160	11298	
<b>CIRRUS</b>						
2.0L (122) L4	00	Std	ND	90	13578	N13578
		Opt	ND	125	13741	N13741
2.4L (148) L4	00-99	Std	ND	90	13578	N13578
		Opt	ND	125	13741	N13741
	97-95		ND	90	13578	N13578
2.5L (152) V6	00-98	Std	MI	90	13575	N13575
		Opt	ND	125	13741	N13741
	97-95		MI	90	13575	N13575
<b>CONCORDE</b>						
2.7L (167) V6	04-02		ND	130	13964	N13964
	01-98		ND	120	13763	N13763
3.2L (197) V6	01-98		MI	130	13764	N13764
3.3L (201) V6	96-93		ND	90	13443	N13443
3.5L (215) V6	04-03	Std	ND	130	13923	
		Opt	ND	160	11048	
	02		ND	130	13923	
	97-93		ND	90	13443	N13443
<b>CONQUEST</b>						
2.6L	89-87	w/Intercooler	MI	75	14438	
		wo/Intercooler	MI	75	14438	
<b>CORDOBA</b>						
3.7L (225) L6	83-80	1-Groove Pulley	CH	60	7024	
		2-Groove Pulley, External Fan Alt	CH	100	7521	
		2-Groove Pulley, Internal Fan Alt	CH	78	7509	
5.2L (318) V8	83-75	1-Groove Pulley	CH	60	7024	
		2-Groove Pulley, External Fan Alt	CH	100	7521	
		2-Groove Pulley, Internal Fan Alt	CH	78	7509	
5.9L (360) V8	80-75	1-Groove Pulley	CH	60	7024	
		2-Groove Pulley, External Fan Alt	CH	100	7521	
		2-Groove Pulley, Internal Fan Alt	CH	78	7509	
6.6L (400) V8	78-75	1-Groove Pulley	CH	60	7024	
		2-Groove Pulley, External Fan Alt	CH	100	7521	
		2-Groove Pulley, Internal Fan Alt	CH	78	7509	
<b>CROSSFIRE</b>						
3.2L (195) V6	08-04	Bosch Unit	BO	120	13884	N13884
		Valeo Unit	VA	120	13928	

# ALTERNATORS / ALTERNATEURS / ALTERNADORES

Liter Litre Litro	Year Année Año	Options Options Opciones	Mfg.	Amp	Reman	New Nouveau Nuevo
<b>CHRYSLER - continued</b>						
<b>DAYTONA</b>						
2.2L (135) L4	93-90	Std	ND	90	13245	N13245
		Opt	ND	120	13309	N13309
	89	Bosch Unit	BO	90	14789	N13184 N13280
		Chrysler Unit, Std	CH	90	7002	
		Chrysler Unit, Opt	CH	120	7552	
		NDenso Unit, Std	ND	90	13184	
	88	NDenso Unit, Opt	ND	120	13280	
		Bosch Unit, Std	BO	75	13186	N13184
		Bosch Unit, Opt	BO	90	14789	
		Chrysler Unit, Std	CH	90	7002	
	Chrysler Unit, Opt	CH	120	7552		
	87-86	NDenso Unit	ND	90	13184	
		Bosch Unit	BO	90	14789	
		Chrysler Unit, Std	CH	78	7546	
Chrysler Unit, Opt		CH	90	7002		
85	Bosch Unit, w/External Reg	BO	90	14789		
	Bosch Unit, w/Internal Reg	BO	100	14765		
	Chrysler Unit, Std	CH	78	7546		
	Chrysler Unit, Opt	CH	90	7002		
84	Bosch Unit	BO	100	14765		
	Chrysler Unit	CH	78	7546		
2.5L (153) L4	93-90	Std, 90 Amps	ND	90	13245	N13245
		Opt, 120 Amps	ND	120	13309	N13309
	89	Bosch Unit	BO	90	14789	N13184 N13280
		Chrysler Unit, Std	CH	90	7002	
		Chrysler Unit, Opt	CH	120	7552	
		NDenso Unit, Std	ND	90	13184	
	88	NDenso Unit, Opt	ND	120	13280	
		Bosch Unit, Std	BO	75	13186	N13184
		Bosch Unit, Opt	BO	90	14789	
		Chrysler Unit, Std	CH	90	7002	
Chrysler Unit, Opt	CH	120	7552			
87-86	NDenso Unit	ND	90	13184		
	Bosch Unit	BO	90	14789		
Chrysler Unit	CH	90	7002			
3.0L (181) V6	93-91	Std	ND	90	13307	N13307
		Opt	ND	120	13311	N13311
	90	Std	ND	90	13306	N13306
		Opt	ND	120	13310	N13310
<b>DYNASTY</b>						
2.5L (153) L4	93-90	Std	ND	90	13245	N13245
		Opt	ND	120	13309	N13309
	89	Bosch Unit	BO	90	14789	N13184 N13280
		Chrysler Unit, Std	CH	90	7002	
		Chrysler Unit, Opt	CH	120	7552	
		NDenso Unit, Std	ND	90	13184	
	88	NDenso Unit, Opt	ND	120	13280	
		Bosch Unit, Std	BO	75	13186	N13184
		Bosch Unit, Opt	BO	90	14789	
		Chrysler Unit, Std	CH	90	7002	
Chrysler Unit, Opt	CH	120	7552			
87-86	NDenso Unit	ND	90	13184		
	Bosch Unit	BO	90	14789		
Chrysler Unit	CH	90	7002			
3.0L (181) V6	93-91	Std	ND	90	13307	N13307
		Opt	ND	120	13311	N13311
	90	Std	ND	90	13306	N13306
		Opt	ND	120	13310	N13310

## ALTERNATORS / ALTERNATEURS / ALTERNADORES

Liter Litre Litro	Year Année Año	Options Options Opciones	Mfg.	Amp	Reman	New Nouveau Nuevo
<b>CHRYSLER - continued</b>						
<b>DYNASTY - continued</b>						
3.0L (181) V6	89	Chrysler Unit	CH	120	7552	
		NDenso Unit, Std	ND	90	13305	N13305
		NDenso Unit, Opt	ND	120	13308	N13308
	88	Bosch Unit	BO	90	13187	
		Chrysler Unit	CH	120	7552	
		NDenso Unit, 15mm Diameter Pulley Shaft	ND	90	14869	
3.3L (201) V6	93-90	NDenso Unit, 17mm Diameter Pulley Shaft	ND	90	13305	N13305
		Std	ND	90	13307	N13307
		Opt	ND	120	13311	N13311
<b>E CLASS</b>						
2.2L (135) L4	84-83	Bosch Unit	BO	100	14765	
		Chrysler Unit, 1-Groove Pulley	CH	78	7549	
		Chrysler Unit, 4-Groove Pulley	CH	78	7546	
2.6L (156) L4	84		MI	75	14557	
	83	Chrysler Unit, 1-Groove Pulley	CH	60	7024	
		Chrysler Unit, 2-Groove Pulley, External Fan Alt	CH	100	7521	
		Chrysler Unit, 2-Groove Pulley, Internal Fan Alt	CH	78	7509	
		Mitsubishi Unit	MI	75	14557	
<b>EXECUTIVE</b>						
2.6L (156) L4	85-83		MI	75	14557	
<b>FIFTH AVENUE</b>						
3.7L (225) L6	83	1-Groove Pulley	CH	60	7024	
		2-Groove Pulley, External Fan Alt	CH	100	7521	
		2-Groove Pulley, Internal Fan Alt	CH	78	7509	
5.2L (318) V8	89	Chrysler Unit, Std	CH	90	7002	
		Chrysler Unit, Opt	CH	120	7552	
		NDenso Unit, Std	ND	90	13256	N13256
		NDenso Unit, Opt	ND	120	13313	N13313
	88	Chrysler Unit, Std	CH	90	7002	
		Chrysler Unit, Opt	CH	120	7552	
	87-84	NDenso Unit	ND	120	13313	N13313
		External Fan Alt	CH	100	7521	
	83	Internal Fan Alt	CH	78	7509	
		1-Groove Pulley	CH	60	7024	
		2-Groove Pulley, External Fan Alt	CH	100	7521	
		2-Groove Pulley, Internal Fan Alt	CH	78	7509	
<b>GRAND VOYAGER - SEE VOYAGER</b>						
<b>IMPERIAL</b>						
3.3L (201) V6	91-90	Std	ND	90	13307	N13307
		Opt	ND	120	13311	N13311
3.8L (230) V6	93-91	Std	ND	90	13307	N13307
		Opt	ND	120	13311	N13311
5.2L (318) V8	83-81	1-Groove Pulley	CH	60	7024	
		2-Groove Pulley, External Fan Alt	CH	100	7521	
		2-Groove Pulley, Internal Fan Alt	CH	78	7509	
6.8L (413) V8	65-60	1-Groove Pulley	CH	60	7007	
		2-Groove Pulley	CH	60	7006	
7.2L (440) V8	75-70	1-Groove Pulley	CH	60	7024	
		2-Groove Pulley, External Fan Alt	CH	100	7521	
		2-Groove Pulley, Internal Fan Alt	CH	78	7509	
	69-66	1-Groove Pulley	CH	60	7007	
		2-Groove Pulley	CH	60	7006	

## ALTERNATORS / ALTERNATEURS / ALTERNADORES

Liter Litre Litro	Year Année Año	Options Options Opciones	Mfg.	Amp	Reman	New Nouveau Nuevo	
<b>CHRYSLER - continued</b>							
<b>INTREPID</b>							
2.7L (167) V6	04-02		ND	130	13964	N13964	
	01-98		ND	120	13763	N13763	
3.2L (197) V6	01-98		MI	130	13764	N13764	
3.3L (201) V6	97-93		ND	90	13443	N13443	
3.5L (215) V6	04-02		ND	130	13923		
	01-00		MI	130	13764	N13764	
	97-93		ND	90	13443	N13443	
<b>LASER</b>							
2.2L (135) L4	86-84	Bosch Unit, w/External Reg	BO	90	14789		
		Bosch Unit, w/Internal Reg	BO	100	14765		
		Chrysler Unit, 1-Groove Pulley	CH	78	7549		
		Chrysler Unit, 4-Groove Pulley, Std	CH	78	7546		
		Chrysler Unit, 4-Groove Pulley, Opt	CH	90	7002		
2.5L (153) L4	86	Bosch Unit, w/External Reg	BO	90	14789		
		Bosch Unit, w/Internal Reg	BO	100	14765		
		Chrysler Unit	CH	90	7002		
<b>LEBARON</b>							
<i>THE 7002 AND 14789 WILL INTERCHANGE DESPITE APPEARANCE DIFFERENCES. PULLEYS WILL NOT TRANSFER.</i>							
2.2L (135) L4	90	Bosch Unit, 90 Amps	BO	90	13315		
		NDenso Unit, Std, 90 Amps	ND	90	13245	N13245	
		NDenso Unit, Opt, 120 Amps	ND	120	13309	N13309	
	89-88		Bosch Unit	BO	90	14789	
			Chrysler Unit, Std	CH	90	7002	
			Chrysler Unit, Opt	CH	120	7552	
			NDenso Unit, Std	ND	90	13184	N13184
	87-86		NDenso Unit, Opt	ND	120	13280	N13280
			Bosch Unit	BO	90	14789	
	85		Chrysler Unit, Std	CH	78	7546	
			Chrysler Unit, Opt	CH	90	7002	
			Bosch Unit, w/External Reg	BO	90	14789	
	84		Bosch Unit, w/Internal Reg	BO	100	14765	
Chrysler Unit			CH	78	7546		
83		1-Groove Pulley	CH	78	7549		
		4-Groove Pulley	CH	78	7546		
82			CH	78	7549		
2.5L (153) L4	93	Std	ND	90	13245	N13245	
		Opt	ND	120	13309	N13309	
	92-90		Bosch Unit, 90 Amps	BO	90	13315	
			NDenso Unit, Std, 90 Amps	ND	90	13245	N13245
			NDenso Unit, Opt, 120 Amps	ND	120	13309	N13309
	89		Bosch Unit	BO	90	14789	
			Chrysler Unit, Std	CH	90	7002	
			Chrysler Unit, Opt	CH	120	7552	
			NDenso Unit, Std	ND	90	13184	N13184
	88		NDenso Unit, Opt	ND	120	13280	N13280
			Bosch Unit, Std	BO	75	13186	
87-86		Bosch Unit, Opt	BO	90	14789		
		Chrysler Unit, Std	CH	90	7002		
		Chrysler Unit, Opt	CH	120	7552		
		NDenso Unit, Std	ND	90	13184	N13184	
		NDenso Unit, Opt	ND	120	13280	N13280	
2.6L (156) L4	85-82		MI	75	14557		

## ALTERNATORS / ALTERNATEURS / ALTERNADORES

Liter Litre Litro	Year Année Año	Options Options Opciones	Mfg.	Amp	Reman	New Nouveau Nuevo
<b>CHRYSLER - continued</b>						
<b>LEBARON - continued</b>						
3.0L (181) V6	95-93	Std	ND	90	13307	N13307
		Opt	ND	120	13311	N13311
	92-91	Bosch Unit	BO	90	13315	
		NDenso Unit, Std	ND	90	13307	N13307
		NDenso Unit, Opt	ND	120	13311	N13311
	90	Std	ND	90	13306	N13306
Opt		ND	120	13310	N13310	
3.7L (225) L6	81-77	1-Groove Pulley	CH	60	7024	
		2-Groove Pulley, External Fan Alt	CH	100	7521	
		2-Groove Pulley, Internal Fan Alt	CH	78	7509	
5.2L (318) V8	81-77	1-Groove Pulley	CH	60	7024	
		2-Groove Pulley, External Fan Alt	CH	100	7521	
		2-Groove Pulley, Internal Fan Alt	CH	78	7509	
5.9L (360) V8	79-78	1-Groove Pulley	CH	60	7024	
		2-Groove Pulley, External Fan Alt	CH	100	7521	
		2-Groove Pulley, Internal Fan Alt	CH	78	7509	
<b>LHS</b>						
3.5L (215) V6	01-99		MI	130	13764	N13764
	97-94		ND	90	13443	N13443
<b>NEON</b>						
2.0L (122) L4	04-00		MI	85	13735	N13735
<b>NEW YORKER</b>						
1. THE 7002 AND 14789 WILL INTERCHANGE DESPITE APPEARANCE DIFFERENCES. PULLEYS WILL NOT TRANSFER.						
2. THE 13305(17mm SHAFT) WILL REPLACE THE 14869 (15mm SHAFT), IF FIT WITH THE CORRECT PULLEY.						
PULLEYS WILL NOT TRANSFER BETWEEN THESE TWO UNITS DUE TO THE SHAFT SIZE.						
2.2L (135) L4	88	Bosch Unit, Std	BO	75	13186	
		Bosch Unit, Opt	BO	90	14789	
		Chrysler Unit, Std	CH	90	7002	
		Chrysler Unit, Opt	CH	120	7552	
	87-86	Bosch Unit	BO	90	14789	
		Chrysler Unit, Std	CH	78	7546	
		Chrysler Unit, Opt	CH	90	7002	
	85	Bosch Unit, w/External Reg	BO	90	14789	
		Bosch Unit, w/Internal Reg	BO	100	14765	
		Chrysler Unit, Std	CH	78	7546	
		Chrysler Unit, Opt	CH	90	7002	
	84	Bosch Unit	BO	100	14765	
		Chrysler Unit, 1-Groove Pulley	CH	78	7549	
		Chrysler Unit, 4-Groove Pulley	CH	78	7546	
	83	1-Groove Pulley	CH	60	7024	
2-Groove Pulley, External Fan Alt		CH	100	7521		
2-Groove Pulley, Internal Fan Alt		CH	78	7509		
2.5L (153) L4	87-86	Bosch Unit	BO	90	14789	
		Chrysler Unit	CH	90	7002	
2.6L (156) L4	85-84		MI	75	14557	
	83	Chrysler Unit, 1-Groove Pulley	CH	60	7024	
		Chrysler Unit, 2-Groove Pulley, External Fan Alt	CH	100	7521	
		Chrysler Unit, 2-Groove Pulley, Internal Fan Alt	CH	78	7509	
Mitsubishi Unit	MI	75	14557			
3.0L (181) V6	90	Std	ND	90	13306	N13306
		Opt	ND	120	13310	N13310
	89	Chrysler Unit	CH	120	7552	
		NDenso Unit, Std	ND	90	13305	N13305
		NDenso Unit, Opt	ND	120	13308	N13308
	88	Bosch Unit	BO	90	13187	
		Chrysler Unit	CH	120	7552	
		NDenso Unit, 15mm Diameter Pulley Shaft	ND	90	14869	
		NDenso Unit, 17mm Diameter Pulley Shaft	ND	90	13305	N13305

## ALTERNATORS / ALTERNATEURS / ALTERNADORES

Liter Litre Litro	Year Année Año	Options Options Opciones	Mfg.	Amp	Reman	New Nouveau Nuevo
<b>CHRYSLER - continued</b>						
<b>NEW YORKER - continued</b>						
3.3L (201) V6	93-90	Std	ND	90	13307	N13307
		Opt	ND	120	13311	N13311
3.5L (215) V6	96-94		ND	90	13443	N13443
3.7L (225) L6	82	1-Groove Pulley	CH	60	7024	
		2-Groove Pulley, External Fan Alt	CH	100	7521	
		2-Groove Pulley, Internal Fan Alt	CH	78	7509	
3.8L (230) V6	93-91	Std	ND	90	13307	N13307
		Opt	ND	120	13311	N13311
5.2L (318) V8	82-79	1-Groove Pulley	CH	60	7024	
		2-Groove Pulley, External Fan Alt	CH	100	7521	
		2-Groove Pulley, Internal Fan Alt	CH	78	7509	
5.9L (360) V8	80-77	1-Groove Pulley	CH	60	7024	
		2-Groove Pulley, External Fan Alt	CH	100	7521	
		2-Groove Pulley, Internal Fan Alt	CH	78	7509	
6.6L (400) V8	78-75	1-Groove Pulley	CH	60	7024	
		2-Groove Pulley, External Fan Alt	CH	100	7521	
		2-Groove Pulley, Internal Fan Alt	CH	78	7509	
	72	1-Groove Pulley	CH	60	7024	
		2-Groove Pulley, External Fan Alt	CH	100	7521	
		2-Groove Pulley, Internal Fan Alt	CH	78	7509	
6.8L (413) V8	65-60	1-Groove Pulley	CH	60	7007	
		2-Groove Pulley	CH	60	7006	
7.0L (426) V8	63	1-Groove Pulley	CH	60	7007	
		2-Groove Pulley	CH	60	7006	
7.2L (440) V8	78-70	1-Groove Pulley	CH	60	7024	
		2-Groove Pulley, External Fan Alt	CH	100	7521	
		2-Groove Pulley, Internal Fan Alt	CH	78	7509	
	69-65	1-Groove Pulley	CH	60	7007	
		2-Groove Pulley	CH	60	7006	
<b>NEWPORT</b>						
3.7L (225) L6	81-79	1-Groove Pulley	CH	60	7024	
		2-Groove Pulley, External Fan Alt	CH	100	7521	
		2-Groove Pulley, Internal Fan Alt	CH	78	7509	
5.2L (318) V8	81-79	1-Groove Pulley	CH	60	7024	
		2-Groove Pulley, External Fan Alt	CH	100	7521	
		2-Groove Pulley, Internal Fan Alt	CH	78	7509	
5.9L (360) V8	80-71	1-Groove Pulley	CH	60	7024	
		2-Groove Pulley, External Fan Alt	CH	100	7521	
		2-Groove Pulley, Internal Fan Alt	CH	78	7509	
5.9L (361) V8	64-61	1-Groove Pulley	CH	60	7007	
		2-Groove Pulley	CH	60	7006	
6.3L (383) V8	71-70	1-Groove Pulley	CH	60	7024	
		2-Groove Pulley, External Fan Alt	CH	100	7521	
		2-Groove Pulley, Internal Fan Alt	CH	78	7509	
	69-62	1-Groove Pulley	CH	60	7007	
		2-Groove Pulley	CH	60	7006	
6.6L (400) V8	78-72	1-Groove Pulley	CH	60	7024	
		2-Groove Pulley, External Fan Alt	CH	100	7521	
		2-Groove Pulley, Internal Fan Alt	CH	78	7509	
6.8L (413) V8	64-62	1-Groove Pulley	CH	60	7007	
		2-Groove Pulley	CH	60	7006	
	60	1-Groove Pulley	CH	60	7007	
		2-Groove Pulley	CH	60	7006	
7.0L (426) V8	63	1-Groove Pulley	CH	60	7007	
		2-Groove Pulley	CH	60	7006	

## ALTERNATORS / ALTERNATEURS / ALTERNADORES

Liter Litre Litro	Year Année Año	Options Options Opciones	Mfg.	Amp	Reman	New Nouveau Nuevo
<b>CHRYSLER - continued</b>						
<b>NEWPORT - continued</b>						
7.2L (440) V8	78-70	1-Groove Pulley	CH	60	7024	
		2-Groove Pulley, External Fan Alt	CH	100	7521	
		2-Groove Pulley, Internal Fan Alt	CH	78	7509	
	69-65	1-Groove Pulley	CH	60	7007	
		2-Groove Pulley	CH	60	7006	
<b>PACIFICA</b>						
3.5L (215) V6	06-04		ND	145	11063	N11063
3.8L (230) V6	08-07		MI	140	11229	
	06-05		MI	140	11115	
4.0L (241) V6	08-07		ND	160	11296	
<b>PROWLER</b>						
3.5L (215) V6	02-01		MI	130	13955	
<b>PT CRUISER</b>						
2.4L (148) L4	10		MI	100	11230	
	09-06	w/Turbo	ND	136	11244	
		wo/Turbo	MI	100	11230	
	05-03	w/Turbo	ND	130	11040	
		wo/Turbo	MI	120	13995	N13995
02-01		MI	120	13892	N13892	
<b>SARATOGA</b>						
6.3L (383) V8	60	1-Groove Pulley	CH	60	7007	
		2-Groove Pulley	CH	60	7006	
<b>SEBRING</b>						
2.0L (122) L4	99-95		MI	90	13580	N13580
2.4L (144) L4	10-07	Std	MI	115	11231	N11231
		Opt	MI	140	11228	
2.4L (148) L4	06		ND	120	13868	N13868
	05-01	DOHC, Sedan or Convertible	ND	120	13868	N13868
		SOHC, Coupe	MI	95	13929	
	99-97		ND	125	13592	N13592
	96		ND	90	13578	N13578
2.5L (152) V6	00	Convertible	ND	125	13592	N13592
		Coupe	MI	110	13577	N13577
	99	Convertible	ND	125	13592	N13592
		Coupe, Std	MI	110	13577	N13577
		Coupe, Opt	MI	130	13595	
	98-96	Convertible	ND	125	13592	N13592
Coupe		MI	110	13577	N13577	
95		MI	110	13577	N13577	
2.7L (167) V6	10-07		ND	136	11285	
	06-01		ND	120	13868	N13868
3.0L (181) V6	05-01		MI	85	13886	N13886
3.5L (215) V6	10-07		ND	140	11286	
<b>TC BY MASERATI</b>						
2.2L (135) L4	90-89		BO	90	14789	
3.0L (181) V6	91-90	Std	ND	90	13307	N13307
		Opt	ND	120	13311	N13311
<b>TOWN &amp; COUNTRY CAR</b>						
2.2L (135) L4	88	Bosch Unit	BO	90	14789	
		Chrysler Unit, Std	CH	90	7002	
		Chrysler Unit, Opt	CH	120	7552	
		NDenso Unit, Std	ND	90	13184	N13184
		NDenso Unit, Opt	ND	120	13280	N13280
	87-86	Bosch Unit	BO	90	14789	
		Chrysler Unit, Std	CH	78	7546	
		Chrysler Unit, Opt	CH	90	7002	

## ALTERNATORS / ALTERNATEURS / ALTERNADORES

Liter Litre Litro	Year Année Año	Options Options Opciones	Mfg.	Amp	Reman	New Nouveau Nuevo
<b>CHRYSLER - continued</b>						
<b>TOWN &amp; COUNTRY CAR - continued</b>						
2.2L (135) L4	85	Bosch Unit, w/External Reg	BO	90	14789	
		Bosch Unit, w/Internal Reg	BO	100	14765	
		Chrysler Unit, Std	CH	78	7546	
		Chrysler Unit, Opt	CH	90	7002	
	84	Bosch Unit	BO	100	14765	
		Chrysler Unit	CH	78	7546	
	83-82	1-Groove Pulley	CH	60	7024	
		2-Groove Pulley, External Fan Alt	CH	100	7521	
		2-Groove Pulley, Internal Fan Alt	CH	78	7509	
2.5L (153) L4	88	Bosch Unit, Std	BO	75	13186	
		Bosch Unit, Opt	BO	90	14789	
		Chrysler Unit, Std	CH	90	7002	
		Chrysler Unit, Opt	CH	120	7552	
		NDenso Unit, Std	ND	90	13184	N13184
		NDenso Unit, Opt	ND	120	13280	N13280
	87-86	Bosch Unit	BO	90	14789	
		Chrysler Unit	CH	90	7002	
2.6L (156) L4	85-83		MI	75	14557	
	82	1-Groove Pulley	CH	60	7024	
		2-Groove Pulley, External Fan Alt	CH	100	7521	
2-Groove Pulley, Internal Fan Alt		CH	78	7509		
3.7L (225) L6	81-78	1-Groove Pulley	CH	60	7024	
		2-Groove Pulley, External Fan Alt	CH	100	7521	
		2-Groove Pulley, Internal Fan Alt	CH	78	7509	
5.2L (318) V8	81-78	1-Groove Pulley	CH	60	7024	
		2-Groove Pulley, External Fan Alt	CH	100	7521	
		2-Groove Pulley, Internal Fan Alt	CH	78	7509	
5.9L (360) V8	79-78	1-Groove Pulley	CH	60	7024	
		2-Groove Pulley, External Fan Alt	CH	100	7521	
		2-Groove Pulley, Internal Fan Alt	CH	78	7509	
5.9L (361) V8	64-61	1-Groove Pulley	CH	60	7007	
		2-Groove Pulley	CH	60	7006	
6.3L (383) V8	71-70	1-Groove Pulley	CH	60	7024	
		2-Groove Pulley, External Fan Alt	CH	100	7521	
		2-Groove Pulley, Internal Fan Alt	CH	78	7509	
	69-60	1-Groove Pulley	CH	60	7007	
		2-Groove Pulley	CH	60	7006	
6.6L (400) V8	77-72	1-Groove Pulley	CH	60	7024	
		2-Groove Pulley, External Fan Alt	CH	100	7521	
		2-Groove Pulley, Internal Fan Alt	CH	78	7509	
6.8L (413) V8	65-60	1-Groove Pulley	CH	60	7007	
		2-Groove Pulley	CH	60	7006	
7.0L (426) V8	63	1-Groove Pulley	CH	60	7007	
		2-Groove Pulley	CH	60	7006	
7.2L (440) V8	77-70	1-Groove Pulley	CH	60	7024	
		2-Groove Pulley, External Fan Alt	CH	100	7521	
		2-Groove Pulley, Internal Fan Alt	CH	78	7509	
	69-68	1-Groove Pulley	CH	60	7007	
		2-Groove Pulley	CH	60	7006	
<b>TOWN &amp; COUNTRY VAN</b>						
3.3L (201) V6	10-08	Std	ND	140	11294	
		Opt	ND	160	11295	
	07-01	Std	ND	136	13871	N13871
		Opt	ND	160	13870	N13870
	00-98	Std	ND	90	13593	N13593
		Opt	ND	130	13765	N13765
	97-96	Std	ND	90	13593	N13593
		Opt	ND	120	13594	N13594



## ALTERNATORS / ALTERNATEURS / ALTERNADORES

Liter Litre Litro	Year Année Año	Options Options Opciones	Mfg.	Amp	Reman	New Nouveau Nuevo
<b>CHRYSLER - continued</b>						
<b>TOWN &amp; COUNTRY VAN - continued</b>						
3.3L (201) V6	93-90	Std	ND	90	13307	N13307
		Opt	ND	120	13311	N13311
3.8L (230) V6	10-08	Std	ND	140	11294	
		Opt	ND	160	11295	
	07-01	Std	ND	136	13871	N13871
		Opt	ND	160	13870	N13870
	00-98	Std	ND	90	13593	N13593
		Opt	ND	130	13765	N13765
	97-96	Std	ND	90	13593	N13593
		Opt	ND	120	13594	N13594
95-94	Std	ND	90	13307	N13307	
	Opt	ND	120	13311	N13311	
4.0L (241) V6	10-08		ND	160	11296	
<b>VOYAGER</b>						
2.4L (148) L4	04		ND	136	11094	
	03-01		ND	136	13867	
	00	Std	ND	90	13593	N13593
		Opt	ND	130	13765	N13765
		3.0L (181) V6	00	Std	ND	90
		Opt	ND	130	13765	N13765
3.3L (201) V6	04-01	Std	ND	136	13871	N13871
		Opt	ND	160	13870	N13870
	00	Std	ND	90	13593	N13593
		Opt	ND	130	13765	N13765
3.8L (230) V6	00	Std	ND	90	13593	N13593
		Opt	ND	130	13765	N13765
<b>WINDSOR</b>						
6.3L (383) V8	61-60	1-Groove Pulley	CH	60	7007	
		2-Groove Pulley	CH	60	7006	
<b>OLDER MODELS</b>						
6 & 8 Cyl Engines	83-70	1-Groove Pulley	CH	60	7024	
		2-Groove Pulley, External Fan Alt	CH	100	7521	
		2-Groove Pulley, Internal Fan Alt	CH	78	7509	
	69-60	1-Groove Pulley	CH	60	7007	
		2-Groove Pulley	CH	60	7006	
<b>DAEWOO</b>						
<b>LANOS</b>						
1.5L	02-99		DR	85	8280	N8280
1.6L	02-98		DR	85	8280	N8280
<b>LEGANZA</b>						
2.2L	02-98		DR	105	8281	N8281
<b>NUBIRA</b>						
2.0L	02-98		DR	85	8282	
<b>DAIHATSU</b>						
<b>CHARADE</b>						
1.0L	92-88		ND	50	13239	
1.3L	92-89	w/AT	ND	50	13383	
		w/MT	ND	50	13390	
<b>ROCKY</b>						
1.6L	92-90		ND	50	13414	
<b>DATSUN</b>						
<b>ALL MODELS - SEE NISSAN</b>						

# ALTERNATORS / ALTERNATEURS / ALTERNADORES

Liter Litre Litro	Year Année Año	Options Options Opciones	Mfg.	Amp	Reman	New Nouveau Nuevo
<b>DODGE</b>						
<i>FOR BEST RESULTS ALWAYS ASK FOR AND MATCH THE OEM NUMBER WHENEVER POSSIBLE. THE OEM NUMBER INTERCHANGE CAN BE FOUND IN THE BACK OF THE CATALOG. PULLEYS MAY NEED TO BE RE-USED OFF THE OLD UNITS FOR CORRECT FIT. SOME UNITS LOOK IDENTICAL TO EACH OTHER, BUT DIFFER IN ADJUSTING EAR HOLE SIZE – SOME ARE 8mm AND OTHERS 11mm. THIS MAKES OEM NUMBER IDENTIFICATION EVEN MORE IMPORTANT.</i>						
<b>024 - SEE OMNI</b>						
<b>330</b>						
3.7L (225) L6	64-63	1-Groove Pulley	CH	60	7007	
		2-Groove Pulley	CH	60	7006	
4.5L (273) V8	64	1-Groove Pulley	CH	60	7007	
		2-Groove Pulley	CH	60	7006	
5.2L (318) V8	64-63	1-Groove Pulley	CH	60	7007	
		2-Groove Pulley	CH	60	7006	
5.9L (361) V8	64	1-Groove Pulley	CH	60	7007	
		2-Groove Pulley	CH	60	7006	
6.3L (383) V8	64	1-Groove Pulley	CH	60	7007	
		2-Groove Pulley	CH	60	7006	
6.8L (413) V8	63	1-Groove Pulley	CH	60	7007	
		2-Groove Pulley	CH	60	7006	
7.0L (426) V8	64-63	1-Groove Pulley	CH	60	7007	
		2-Groove Pulley	CH	60	7006	
<b>400</b>						
2.2L (135) L4	83-82	Chrysler Unit	CH	78	7549	
2.6L (156) L4	83-82	Mitsubishi Unit	MI	75	14557	
<b>440</b>						
3.7L (225) L6	64-63	1-Groove Pulley	CH	60	7007	
		2-Groove Pulley	CH	60	7006	
4.5L (273) V8	64	1-Groove Pulley	CH	60	7007	
		2-Groove Pulley	CH	60	7006	
5.2L (318) V8	64-63	1-Groove Pulley	CH	60	7007	
		2-Groove Pulley	CH	60	7006	
5.9L (361) V8	64	1-Groove Pulley	CH	60	7007	
		2-Groove Pulley	CH	60	7006	
6.3L (383) V8	64	1-Groove Pulley	CH	60	7007	
		2-Groove Pulley	CH	60	7006	
6.8L (413) V8	63	1-Groove Pulley	CH	60	7007	
		2-Groove Pulley	CH	60	7006	
7.0L (426) V8	64-63	1-Groove Pulley	CH	60	7007	
		2-Groove Pulley	CH	60	7006	
<b>600</b>						
2.2L (135) L4	88	Bosch Unit, Std	BO	75	13186	
		Bosch Unit, Opt	BO	90	14789	
		Chrysler Unit, Std	CH	90	7002	
		Chrysler Unit, Opt	CH	120	7552	
		NDenso Unit	ND	90	13184	
	87-86	Bosch Unit	BO	90	14789	
		Chrysler Unit, Std	CH	78	7546	
		Chrysler Unit, Opt	CH	90	7002	
	85	Bosch Unit, w/External Reg	BO	90	14789	
		Bosch Unit, w/Internal Reg	BO	100	14765	
		Chrysler Unit, Std	CH	78	7546	
		Chrysler Unit, Opt	CH	90	7002	
	84	Bosch Unit	BO	100	14765	
		Chrysler Unit	CH	78	7546	
	83	Chrysler Unit	CH	78	7549	

# ALTERNATORS / ALTERNATEURS / ALTERNADORES

Liter Litre Litro	Year Année Año	Options Options Opciones	Mfg.	Amp	Reman	New Nouveau Nuevo	
<b>DODGE - continued</b>							
<b>600 - continued</b>							
2.5L (153) L4	88	Bosch Unit, Std	BO	75	13186	N13184	
		Bosch Unit, Opt	BO	90	14789		
		Chrysler Unit, Std	CH	90	7002		
		Chrysler Unit, Opt	CH	120	7552		
		NDenso Unit	ND	90	13184		
87-86	Bosch Unit	BO	90	14789			
		Chrysler Unit	CH	90		7002	
2.6L (156) L4	85-83		MI	75	14557		
<b>880</b>							
4.5L (273) V8	64	1-Groove Pulley	CH	60	7007		
		2-Groove Pulley	CH	60	7006		
5.2L (318) V8	64-63	1-Groove Pulley	CH	60	7007		
		2-Groove Pulley	CH	60	7006		
5.9L (361) V8	64-63	1-Groove Pulley	CH	60	7007		
		2-Groove Pulley	CH	60	7006		
6.3L (383) V8	64-63	1-Groove Pulley	CH	60	7007		
		2-Groove Pulley	CH	60	7006		
6.8L (413) V8	63	1-Groove Pulley	CH	60	7007		
		2-Groove Pulley	CH	60	7006		
7.0L (426) V8	64-63	1-Groove Pulley	CH	60	7007		
		2-Groove Pulley	CH	60	7006		
<b>2000GTX</b>							
2.0L	90-89	75 Amps	MD,MI	75	13249	N13249	
		90 Amps	MI	90	13289	N13289	
<b>A100</b>							
2.8L (170) L6	69-64	1-Groove Pulley	CH	60	7007		
		2-Groove Pulley	CH	60	7006		
3.2L (198) L6	70	1-Groove Pulley	CH	60	7024		
		2-Groove Pulley	CH	78	7509		
3.7L (225) L6	70	1-Groove Pulley	CH	60	7024		
		2-Groove Pulley, 1/2" Belt	CH	60	7505		
		2-Groove Pulley, 3/8" Belt	CH	78	7509		
	69-64	1-Groove Pulley	CH	60	7007		
			2-Groove Pulley	CH	60		7006
4.5L (273) V8	67-64	1-Groove Pulley	CH	60	7007		
		2-Groove Pulley	CH	60	7006		
5.2L (318) V8	70	1-Groove Pulley	CH	60	7024		
		2-Groove Pulley, 1/2" Belt	CH	60	7505		
		2-Groove Pulley, 3/8" Belt	CH	78	7509		
	69-65	1-Groove Pulley	CH	60	7007		
			2-Groove Pulley	CH	60		7006
<b>A108 - SEE A100</b>							
<b>ARIES</b>							
2.2L (135) L4	89	Bosch Unit	BO	90	14789	N13184 N13280	
		Chrysler Unit, Std	CH	90	7002		
		Chrysler Unit, Opt	CH	120	7552		
		NDenso Unit, Std	ND	90	13184		
		NDenso Unit, Opt	ND	120	13280		
		88	Bosch Unit	BO	90		14789
	87-86	Bosch Unit	BO	90	14789	N13184	
			Chrysler Unit, Std	CH	90		7002
			Chrysler Unit, Opt	CH	120		7552
	87-86	Bosch Unit	BO	90	13184	N13184	
			Chrysler Unit, Std	CH	78		7546
			Chrysler Unit, Opt	CH	90		7002

## ALTERNATORS / ALTERNATEURS / ALTERNADORES

Liter Litre Litro	Year Année Año	Options Options Opciones	Mfg.	Amp	Reman	New Nouveau Nuevo
<b>DODGE - continued</b>						
<b>ARIES - continued</b>						
2.2L (135) L4	85	Bosch Unit, w/External Reg	BO	90	14789	
		Bosch Unit, w/Internal Reg	BO	100	14765	
		Chrysler Unit, Std	CH	78	7546	
		Chrysler Unit, Opt	CH	90	7002	
	84	Bosch Unit	BO	100	14765	
		Chrysler Unit	CH	78	7546	
	83-82	Chrysler Unit	CH	78	7549	
81			CH	78	7549	
2.5L (153) L4	89	Bosch Unit	BO	90	14789	
		Chrysler Unit, Std	CH	90	7002	
		Chrysler Unit, Opt	CH	120	7552	
		NDenso Unit, Std	ND	90	13184	N13184
		NDenso Unit, Opt	ND	120	13280	N13280
	88	Bosch Unit, Std	BO	75	13186	
		Bosch Unit, Opt	BO	90	14789	
		Chrysler Unit, Std	CH	90	7002	
		Chrysler Unit, Opt	CH	120	7552	
		NDenso Unit, Std	ND	90	13184	N13184
	87-86	NDenso Unit, Opt	ND	120	13280	N13280
		Bosch Unit	BO	90	14789	
2.6L (156) L4	85-81		CH	90	7002	
		Chrysler Unit	MI	75	14557	
<b>ASPEN</b>						
3.7L (225) L6	80-76	1-Groove Pulley	CH	60	7015	
		2-Groove Pulley, External Fan Alt	CH	100	7521	
		2-Groove Pulley, Internal Fan Alt	CH	78	7509	
5.2L (318) V8	80-76	1-Groove Pulley	CH	60	7024	
		2-Groove Pulley, External Fan Alt	CH	100	7521	
		2-Groove Pulley, Internal Fan Alt	CH	78	7509	
5.9L (360) V8	80-76	1-Groove Pulley	CH	60	7024	
		2-Groove Pulley, External Fan Alt	CH	100	7521	
		2-Groove Pulley, Internal Fan Alt	CH	78	7509	
<b>AVENGER</b>						
2.0L (122) L4	99-95		MI	90	13580	N13580
2.4L (144) L4	12-08	Std	MI	115	11231	N11231
		Opt	MI	140	11228	
2.5L (152) V6	00		MI	110	13577	N13577
	99	Std	MI	110	13577	N13577
		Opt	MI	130	13595	
98-95		MI	110	13577	N13577	
2.7L (167) V6	10-08		ND	136	11285	
3.5L (215) V6	10-08		ND	140	11286	
<b>B SERIES VANS</b>						
1. THE 13245 AND 13354 ARE IDENTICAL EXCEPT FOR PULLEY (WHICH WILL TRANSFER).						
2. THE 7002 AND 14789 WILL INTERCHANGE DESPITE APPEARANCE DIFFERENCES. PULLEYS WILL NOT TRANSFER.						
3. THE 13305 (17mm SHAFT) WILL REPLACE THE 13185 (15mm SHAFT), IF FIT WITH THE CORRECT PULLEY. PULLEYS WILL NOT TRANSFER BETWEEN THESE UNITS DUE TO THE SHAFT SIZE.						
2.8L (170) L6	69-68	1-Groove Pulley	CH	60	7007	
		2-Groove Pulley	CH	60	7006	
	66	1-Groove Pulley	CH	60	7007	
		2-Groove Pulley	CH	60	7006	
3.2L (198) L6	72-70	1-Groove Pulley	CH	60	7024	
		2-Groove Pulley	CH	78	7509	
3.7L (225) L6	87-71	1-Groove Pulley	CH	60	7024	
		2-Groove Pulley, External Fan Alt	CH	100	7521	
		2-Groove Pulley, Internal Fan Alt	CH	78	7509	
	67-65	1-Groove Pulley	CH	60	7007	
		2-Groove Pulley	CH	60	7006	

# ALTERNATORS / ALTERNATEURS / ALTERNADORES

Liter Litre Litro	Year Année Año	Options Options Opciones	Mfg.	Amp	Reman	New Nouveau Nuevo
<b>DODGE - continued</b>						
<b>B SERIES VANS - continued</b>						
3.9L (239) V6	98-97	Std	ND	90	13354	N13354
		Opt	ND	136	13742	N13742
	96-92	Std, 90 Amps	ND	90	13354	N13354
		Opt, 120 Amps	ND	120	13453	N13453
	91-90	Bosch Unit	BO	90	13317	
		NDenso Unit, Std	ND	90	13312	N13312
		NDenso Unit, Opt	ND	120	13301	N13301
	89-88	Bosch Unit, 75 Amps	BO	75	13186	
		Chrysler Unit, Std, 90 Amps	CH	90	7002	
		Chrysler Unit, Opt, 120 Amps	CH	120	7552	
		NDenso Unit, Std, 75 Amps	ND	75	13185	N13256
		NDenso Unit, Std, 90 Amps	ND	90	13220	
NDenso Unit, Opt, 120 Amps		ND	120	13313	N13313	
4.5L (273) V8	69-65	1-Groove Pulley	CH	60	7007	
		2-Groove Pulley	CH	60	7006	
5.2L (318) V8	98-97	Std	ND	90	13354	N13354
		Opt	ND	136	13742	N13742
	96-92	Std, 75 Amps	ND	90	13354	N13354
		Std, 90 Amps	ND	90	13354	N13354
		Opt, 120 Amps	ND	120	13453	N13453
	91-90	Bosch Unit	BO	90	13317	
		NDenso Unit, Std	ND	90	13312	N13312
		NDenso Unit, Opt	ND	120	13301	N13301
	89-88	Bosch Unit, 75 Amps	BO	75	13186	
		Chrysler Unit, Std, 90 Amps	CH	90	7002	
		Chrysler Unit, Opt, 120 Amps	CH	120	7552	
		NDenso Unit, Std, 75 Amps	ND	75	13185	N13256
		NDenso Unit, Std, 90 Amps	ND	90	13220	
		NDenso Unit, Opt, 120 Amps	ND	120	13313	N13313
	87	1-Groove Pulley	CH	60	7024	
		2-Groove Pulley, External Fan Alt, w/Black Rear Cover on Alt	CH	120	7552	
		2-Groove Pulley, External Fan Alt, wo/Black Rear Cover on Alt	CH	100	7521	
		2-Groove Pulley, Internal Fan Alt, 1/2" Belt	CH	60	7505	
		2-Groove Pulley, Internal Fan Alt, 3/8" Belt	CH	78	7509	
	86-70	1-Groove Pulley	CH	60	7024	
		2-Groove Pulley, External Fan Alt	CH	100	7521	
2-Groove Pulley, Internal Fan Alt, 1/2" Belt		CH	60	7505		
2-Groove Pulley, Internal Fan Alt, 3/8" Belt		CH	78	7509		
69-65	1-Groove Pulley	CH	60	7007		
	2-Groove Pulley	CH	60	7006		
5.9L (360) V8	98-97	Std	ND	90	13354	N13354
		Opt	ND	136	13742	N13742
	96-92	Std, 90 Amps	ND	90	13354	N13354
		Opt, 120 Amps	ND	120	13453	N13453
	91-90	Bosch Unit	BO	90	13317	
		NDenso Unit, Std	ND	90	13312	N13312
		NDenso Unit, Opt	ND	120	13301	N13301
	89-88	Bosch Unit, 75 Amps	BO	75	13186	
		Chrysler Unit, Std, 90 Amps	CH	90	7002	
		Chrysler Unit, Opt, 120 Amps	CH	120	7552	
		NDenso Unit, Std, 75 Amps	ND	75	13185	N13256
		NDenso Unit, Std, 90 Amps	ND	90	13220	
		NDenso Unit, Opt, 120 Amps	ND	120	13313	N13313
	87-70	1-Groove Pulley	CH	60	7024	
		2-Groove Pulley, External Fan Alt	CH	100	7521	
2-Groove Pulley, Internal Fan Alt, 1/2" Belt		CH	60	7505		
2-Groove Pulley, Internal Fan Alt, 3/8" Belt		CH	78	7509		

# ALTERNATORS / ALTERNATEURS / ALTERNADORES

Liter Litre Litro	Year Année Año	Options Options Opciones	Mfg.	Amp	Reman	New Nouveau Nuevo
<b>DODGE - continued</b>						
<b>B SERIES VANS - continued</b>						
6.6L (400) V8	78-71	1-Groove Pulley	CH	60	7024	
		2-Groove Pulley, External Fan Alt	CH	100	7521	
		2-Groove Pulley, Internal Fan Alt, 1/2" Belt	CH	60	7505	
		2-Groove Pulley, Internal Fan Alt, 3/8" Belt	CH	78	7509	
7.2L (440) V8	79-71	1-Groove Pulley	CH	60	7024	
		2-Groove Pulley, External Fan Alt	CH	100	7521	
		2-Groove Pulley, Internal Fan Alt, 1/2" Belt	CH	60	7505	
		2-Groove Pulley, Internal Fan Alt, 3/8" Belt	CH	78	7509	
<b>CALIBER</b>						
1.8L (110) L4	09-07		MI	115	11231	N11231
2.0L (122) L4	12-07		MI	115	11231	N11231
2.4L (144) L4	11-10		MI	115	11231	N11231
	09-08	w/Turbo	MI	140	11228	
		wo/Turbo	MI	115	11231	N11231
	07		MI	115	11231	N11231
<b>CARAVAN</b>						
1. THE 7002 AND 14789 WILL INTERCHANGE DESPITE APPEARANCE DIFFERENCES. PULLEYS WILL NOT TRANSFER.						
2. THE 13305 (17mm SHAFT) WILL REPLACE THE 14869 (15mm SHAFT), IF FIT WITH THE CORRECT PULLEY.						
PULLEYS WILL NOT TRANSFER BETWEEN THESE UNITS DUE TO THE SHAFT SIZE.						
2.2L (135) L4	87-85	Bosch Unit	BO	90	14789	
		Chrysler Unit, Std	CH	78	7546	
		Chrysler Unit, Opt	CH	90	7002	
	84		CH	78	7546	
2.4L (148) L4	07-04		ND	136	11094	
	03-01		ND	136	13867	
	00-98	Std	ND	90	13593	N13593
		Opt	ND	130	13765	N13765
	97-96	Std	ND	90	13593	N13593
Opt		ND	120	13594	N13594	
2.5L (153) L4	95-93	Std	ND	90	13245	N13245
		Opt	ND	120	13309	N13309
	92-90	Bosch Unit, 90 Amps	BO	90	13315	
		NDenso Unit, Std, 90 Amps	ND	90	13245	N13245
		NDenso Unit, Opt, 120 Amps	ND	120	13309	N13309
	89	Bosch Unit	BO	90	14789	
		Chrysler Unit, Std	CH	90	7002	
		Chrysler Unit, Opt	CH	120	7552	
		NDenso Unit, Std	ND	90	13184	N13184
		NDenso Unit, Opt	ND	120	13280	N13280
88	Bosch Unit, Std	BO	75	13186		
	Bosch Unit, Opt	BO	90	14789		
	Chrysler Unit	CH	90	7002		
	NDenso Unit	ND	90	13184	N13184	
87	Bosch Unit	BO	90	14789		
	Chrysler Unit	CH	90	7002		
2.6L (156) L4	87-84		MI	75	14557	
3.0L (181) V6	00-98	Std	ND	90	13593	N13593
		Opt	ND	130	13765	N13765
	97-96	Std	ND	90	13593	N13593
		Opt	ND	120	13594	N13594
	95-93	Std	ND	90	13307	N13307
		Opt	ND	120	13311	N13311
	92-91	Bosch Unit	BO	90	13315	
		NDenso Unit, Std	ND	90	13307	N13307
		NDenso Unit, Opt	ND	120	13311	N13311
	90	Std	ND	90	13306	N13306
Opt		ND	120	13310	N13310	

## ALTERNATORS / ALTERNATEURS / ALTERNADORES

Liter Litre Litro	Year Année Año	Options Options Opciones	Mfg.	Amp	Reman	New Nouveau Nuevo
<b>DODGE - continued</b>						
<b>CARAVAN - continued</b>						
3.0L (181) V6	89	Chrysler Unit	CH	120	7552	
		NDenso Unit, Std	ND	90	13305	N13305
		NDenso Unit, Opt	ND	120	13308	N13308
	88	Bosch Unit	BO	90	13187	
		Chrysler Unit	CH	120	7552	
		NDenso Unit, 15mm Diameter Pulley Shaft	ND	90	14869	
		NDenso Unit, 17mm Diameter Pulley Shaft	ND	90	13305	N13305
	87		ND	90	14869	
	3.3L (201) V6	10-08	Std	ND	140	11294
Opt			ND	160	11295	
07-01		Std	ND	136	13871	N13871
		Opt	ND	160	13870	N13870
00-98		Std	ND	90	13593	N13593
		Opt	ND	130	13765	N13765
97-96		Std	ND	90	13593	N13593
		Opt	ND	120	13594	N13594
95-90		Std	ND	90	13307	N13307
		Opt	ND	120	13311	N13311
3.8L (230) V6	10-08	Std	ND	140	11294	
		Opt	ND	160	11295	
	07-01	Std	ND	136	13871	N13871
		Opt	ND	160	13870	N13870
	00-98	Std	ND	90	13593	N13593
		Opt	ND	130	13765	N13765
	97-96	Std	ND	90	13593	N13593
		Opt	ND	120	13594	N13594
	95-94	Std	ND	90	13307	N13307
Opt		ND	120	13311	N13311	
4.0L (241) V6	10-08		ND	160	11296	
<b>CHALLENGER</b>						
1.6L (98) L4	79		MI	45	14268	
	78		MI	45	14199	
2.6L (156) L4	83-79		MI	55	14267	
	78		MI	50	14237	
3.2L (198) L6	71-70	1-Groove Pulley	CH	60	7024	
		2-Groove Pulley	CH	78	7509	
3.5L (215) V6	10-09		ND	160	11383	
3.7L (225) L6	72-70	1-Groove Pulley	CH	60	7024	
		2-Groove Pulley, External Fan Alt	CH	100	7521	
		2-Groove Pulley, Internal Fan Alt	CH	78	7509	
5.2L (318) V8	74-70	1-Groove Pulley	CH	60	7024	
		2-Groove Pulley, External Fan Alt	CH	100	7521	
		2-Groove Pulley, Internal Fan Alt	CH	78	7509	
5.6L (340) V8	73-70	1-Groove Pulley	CH	60	7024	
		2-Groove Pulley, External Fan Alt	CH	100	7521	
		2-Groove Pulley, Internal Fan Alt	CH	78	7509	
5.7L (345) V8	10-09		ND	160	11383	
5.9L (360) V8	74	1-Groove Pulley	CH	60	7024	
		2-Groove Pulley, External Fan Alt	CH	100	7521	
		2-Groove Pulley, Internal Fan Alt	CH	78	7509	
6.1L (370) V8	10-08		ND	160	11383	
6.3L (383) V8	71-70	1-Groove Pulley	CH	60	7024	
		2-Groove Pulley, External Fan Alt	CH	100	7521	
		2-Groove Pulley, Internal Fan Alt	CH	78	7509	
7.0L (426) V8	71-70	1-Groove Pulley	CH	60	7024	
		2-Groove Pulley, External Fan Alt	CH	100	7521	
		2-Groove Pulley, Internal Fan Alt	CH	78	7509	

## ALTERNATORS / ALTERNATEURS / ALTERNADORES

Liter Litre Litro	Year Année Año	Options Options Opciones	Mfg.	Amp	Reman	New Nouveau Nuevo
<b>DODGE - continued</b>						
<b>CHALLENGER - continued</b>						
7.2L (440) V8	71-70	1-Groove Pulley	CH	60	7024	
		2-Groove Pulley, External Fan Alt	CH	100	7521	
		2-Groove Pulley, Internal Fan Alt	CH	78	7509	
<b>CHARGER</b>						
1.6L (97) L4	86-83		BO	65	14787	
1.7L (105) L4	83		CH	65	7537	
2.2L (135) L4	87-85	Bosch Unit	BO	90	14789	
		Chrysler Unit, Std	CH	78	7546	
		Chrysler Unit, Opt	CH	90	7002	
	84		CH	78	7546	
	83		CH	78	7549	
2.7L (167) V6	10	160 Amps	ND	160	11383	
	09	Std	ND	140	11382	
		Opt	ND	160	11383	
	08		ND	160	11383	
	07-06	Std	ND	140	11112	
		Opt	ND	160	11113	N11113
3.5L (215) V6	10-08		ND	160	11383	
	07-06		ND	160	11113	N11113
3.7L (225) L6	76-70	1-Groove Pulley	CH	60	7024	
		2-Groove Pulley, External Fan Alt	CH	100	7521	
		2-Groove Pulley, Internal Fan Alt	CH	78	7509	
	69-66	1-Groove Pulley	CH	60	7007	
		2-Groove Pulley	CH	60	7006	
4.5L (273) V8	67-66	1-Groove Pulley	CH	60	7007	
		2-Groove Pulley	CH	60	7006	
5.2L (318) V8	78-70	1-Groove Pulley	CH	60	7024	
		2-Groove Pulley, External Fan Alt	CH	100	7521	
		2-Groove Pulley, Internal Fan Alt	CH	78	7509	
	69-66	1-Groove Pulley	CH	60	7007	
		2-Groove Pulley	CH	60	7006	
5.6L (340) V8	73-71	1-Groove Pulley	CH	60	7024	
		2-Groove Pulley, External Fan Alt	CH	100	7521	
		2-Groove Pulley, Internal Fan Alt	CH	78	7509	
5.7L (345) V8	10-08		ND	160	11383	
	07-06	Std	ND	140	11112	
		Opt	ND	160	11113	N11113
5.9L (360) V8	78-74	1-Groove Pulley	CH	60	7024	
		2-Groove Pulley, External Fan Alt	CH	100	7521	
		2-Groove Pulley, Internal Fan Alt	CH	78	7509	
6.1L (370) V8	10-08		ND	160	11383	
	07-06	Std	ND	140	11112	
		Opt	ND	160	11113	N11113
6.3L (383) V8	71-70	1-Groove Pulley	CH	60	7024	
		2-Groove Pulley, External Fan Alt	CH	100	7521	
		2-Groove Pulley, Internal Fan Alt	CH	78	7509	
	69-66	1-Groove Pulley	CH	60	7007	
		2-Groove Pulley	CH	60	7006	
6.4L (392) V8	12	160 Amps	ND	160	11383	
6.6L (400) V8	78-72	1-Groove Pulley	CH	60	7024	
		2-Groove Pulley, External Fan Alt	CH	100	7521	
		2-Groove Pulley, Internal Fan Alt	CH	78	7509	
7.0L (426) V8	71-70	1-Groove Pulley	CH	60	7024	
		2-Groove Pulley, External Fan Alt	CH	100	7521	
		2-Groove Pulley, Internal Fan Alt	CH	78	7509	
	69-66	1-Groove Pulley	CH	60	7007	
		2-Groove Pulley	CH	60	7006	



## ALTERNATORS / ALTERNATEURS / ALTERNADORES

Liter Litre Litro	Year Année Año	Options Options Opciones	Mfg.	Amp	Reman	New Nouveau Nuevo
<b>DODGE - continued</b>						
<b>CHARGER - continued</b>						
7.2L (440) V8	74-70	1-Groove Pulley	CH	60	7024	
		2-Groove Pulley, External Fan Alt	CH	100	7521	
		2-Groove Pulley, Internal Fan Alt	CH	78	7509	
	69-67	1-Groove Pulley	CH	60	7007	
		2-Groove Pulley	CH	60	7006	
<b>COLT</b>						
1.4L	84-79		MI	45	14268	
1.5L	95-93		MD,MI	75	14436	N14436
	92-89	Canada	MI	75	13434	
		USA	MD,MI	75	14436	N14436
	88-87	Exc Wagon	MI	60	14434	
		Wagon	MD,MI	75	14436	N14436
	86-85	Std	MI	60	14708	
Opt		MI	75	14709		
1.6L	90-89	w/AT	MD,MI	75	13249	N13249
		w/MT, Std	MD,MI	75	13249	N13249
		w/MT, Opt	MD,MI	75	13249	N13249
	88-87		MI	75	14709	
	86	From 6/1986	MI	75	14709	
		To 5/1986, Std	MI	60	14708	
		To 5/1986, Opt	MI	75	14709	
	85	Std	MI	60	14708	
		Opt	MI	75	14709	
	84-79		MI	45	14268	
78-71		MI	45	14199		
1.8L	94		MI	75	13450	
	93-92		MI	65	13430	
	90-89		MI	75	13332	
2.0L	91-87		MD,MI	75	14436	N14436
	86-85		MI	75	14706	
	84		MI	65	14650	
	78-76		MI	50	14237	
	75-74		MI	45	14234	
2.4L	94-93		MI	75	13451	
	92	Std	MD,MI	75	13249	N13249
Opt		MD,MI	75	13249	N13249	
2.6L	80-78		MI	55	14267	
<b>CONQUEST</b>						
2.6L	86-84		MI	65	14698	
<b>CORONET</b>						
3.7L (225) L6	76-70	1-Groove Pulley	CH	60	7024	
		2-Groove Pulley, External Fan Alt	CH	100	7521	
		2-Groove Pulley, Internal Fan Alt	CH	78	7509	
	69-66	1-Groove Pulley	CH	60	7007	
		2-Groove Pulley	CH	60	7006	
4.5L (273) V8	68-65	1-Groove Pulley	CH	60	7007	
		2-Groove Pulley	CH	60	7006	
5.2L (318) V8	76-70	1-Groove Pulley	CH	60	7024	
		2-Groove Pulley, External Fan Alt	CH	100	7521	
		2-Groove Pulley, Internal Fan Alt	CH	78	7509	
	69-65	1-Groove Pulley	CH	60	7007	
		2-Groove Pulley	CH	60	7006	
5.6L (340) V8	73-72	1-Groove Pulley	CH	60	7024	
		2-Groove Pulley, External Fan Alt	CH	100	7521	
		2-Groove Pulley, Internal Fan Alt	CH	78	7509	
5.9L (360) V8	76-73	1-Groove Pulley	CH	60	7024	
		2-Groove Pulley, External Fan Alt	CH	100	7521	
		2-Groove Pulley, Internal Fan Alt	CH	78	7509	

# ALTERNATORS / ALTERNATEURS / ALTERNADORES

Liter Litre Litro	Year Année Año	Options Options Opciones	Mfg.	Amp	Reman	New Nouveau Nuevo
<b>DODGE - continued</b>						
<b>CORONET - continued</b>						
5.9L (361) V8	66-65	1-Groove Pulley	CH	60	7007	
		2-Groove Pulley	CH	60	7006	
6.3L (383) V8	71-70	1-Groove Pulley	CH	60	7024	
		2-Groove Pulley, External Fan Alt	CH	100	7521	
		2-Groove Pulley, Internal Fan Alt	CH	78	7509	
	69-65	1-Groove Pulley	CH	60	7007	
		2-Groove Pulley	CH	60	7006	
6.6L (400) V8	76-72	1-Groove Pulley	CH	60	7024	
		2-Groove Pulley, External Fan Alt	CH	100	7521	
		2-Groove Pulley, Internal Fan Alt	CH	78	7509	
6.8L (413) V8	65	1-Groove Pulley	CH	60	7007	
		2-Groove Pulley	CH	60	7006	
7.0L (426) V8	71-70	1-Groove Pulley	CH	60	7024	
		2-Groove Pulley, External Fan Alt	CH	100	7521	
		2-Groove Pulley, Internal Fan Alt	CH	78	7509	
	69-65	1-Groove Pulley	CH	60	7007	
		2-Groove Pulley	CH	60	7006	
7.2L (440) V8	76-70	1-Groove Pulley	CH	60	7024	
		2-Groove Pulley, External Fan Alt	CH	100	7521	
		2-Groove Pulley, Internal Fan Alt	CH	78	7509	
	69-66	1-Groove Pulley	CH	60	7007	
		2-Groove Pulley	CH	60	7006	
<b>CUSTOM</b>						
4.5L (273) V8	65-64	1-Groove Pulley	CH	60	7007	
		2-Groove Pulley	CH	60	7006	
5.2L (318) V8	65-62	1-Groove Pulley	CH	60	7007	
		2-Groove Pulley	CH	60	7006	
5.9L (361) V8	65-62	1-Groove Pulley	CH	60	7007	
		2-Groove Pulley	CH	60	7006	
6.3L (383) V8	65-62	1-Groove Pulley	CH	60	7007	
		2-Groove Pulley	CH	60	7006	
6.8L (413) V8	65	1-Groove Pulley	CH	60	7007	
		2-Groove Pulley	CH	60	7006	
	63-62	1-Groove Pulley	CH	60	7007	
		2-Groove Pulley	CH	60	7006	
7.0L (426) V8	65-63	1-Groove Pulley	CH	60	7007	
		2-Groove Pulley	CH	60	7006	
<b>D / W SERIES PICKUPS</b>						
1. THE 13354 IS IDENTICAL TO THE 13245 EXCEPT FOR THE PULLEY (WHICH WILL TRANSFER).						
2. THE 7002 AND 14789 WILL INTERCHANGE DESPITE APPEARANCE DIFFERENCES. PULLEYS WILL NOT TRANSFER.						
3. THE 13305 (17mm SHAFT) WILL REPLACE THE 13185 (15mm SHAFT), IF FIT WITH THE CORRECT PULLEY. PULLEYS WILL NOT TRANSFER BETWEEN THESE UNITS DUE TO THE SHAFT SIZE.						
2.8L (170) L6	69-63	1-Groove Pulley	CH	60	7007	
		2-Groove Pulley	CH	60	7006	
	60		PL	30	9112	
3.2L (198) L6	71-70	1-Groove Pulley	CH	60	7024	
		2-Groove Pulley, 1/2" Belt	CH	60	7505	
		2-Groove Pulley, 3/8" Belt	CH	78	7509	
3.7L (225) L6	87-70	1-Groove Pulley	CH	60	7024	
		2-Groove Pulley, External Fan Alt	CH	100	7521	
		2-Groove Pulley, Internal Fan Alt, 1/2" Belt	CH	60	7505	
		2-Groove Pulley, Internal Fan Alt, 3/8" Belt	CH	78	7509	
	69-63	1-Groove Pulley	CH	60	7007	
		2-Groove Pulley	CH	60	7006	
	60		PL	30	9112	
3.8L (230) L6	59-57		PL	30	9112	

## ALTERNATORS / ALTERNATEURS / ALTERNADORES

Liter Litre Litro	Year Année Año	Options Options Opciones	Mfg.	Amp	Reman	New Nouveau Nuevo	
<b>DODGE - continued</b>							
<b>D / W SERIES PICKUPS - continued</b>							
3.9L (239) V6	93-92	Std, 90 Amps	ND	90	13354	N13354	
		Opt, 120 Amps	ND	120	13453	N13453	
	91-90	Bosch Unit	BO	90	13317		
		NDenso Unit, Std	ND	90	13312	N13312	
	89-88	NDenso Unit, Opt	ND	120	13301	N13301	
			Bosch Unit, 75 Amps	BO	75	13186	
		Chrysler Unit, Std, 90 Amps	CH	90	7002		
		Chrysler Unit, Opt, 120 Amps	CH	120	7552		
		NDenso Unit, Std, 75 Amps	ND	75	13185	N13256	
		NDenso Unit, Std, 90 Amps	ND	90	13220		
NDenso Unit, Opt, 120 Amps	ND	120	13313	N13313			
4.1L (250) L6	59-58		PL	30	9112		
4.1L (251) L6	66-63	1-Groove Pulley	CH	60	7007		
		2-Groove Pulley	CH	60	7006		
4.2L (259) V8	56		PL	30	9112		
4.5L (273) L6	69-65	1-Groove Pulley	CH	60	7007		
		2-Groove Pulley	CH	60	7006		
5.1L (314) V8	58-57		PL	30	9112		
5.2L (318) V8	93-92	Std, 90 Amps	ND	90	13354	N13354	
		Opt, 120 Amps	ND	120	13453	N13453	
	91-90	Bosch Unit	BO	90	13317		
		NDenso Unit, Std	ND	90	13312	N13312	
	89-88	NDenso Unit, Opt	ND	120	13301	N13301	
			Bosch Unit, 75 Amps	BO	75	13186	
		Chrysler Unit, Std, 90 Amps	CH	90	7002		
		Chrysler Unit, Opt, 120 Amps	CH	120	7552		
		NDenso Unit, Std, 75 Amps	ND	75	13185	N13256	
		NDenso Unit, Std, 90 Amps	ND	90	13220		
	NDenso Unit, Opt, 120 Amps	ND	120	13313	N13313		
	87-70	1-Groove Pulley	2-Groove Pulley, External Fan Alt	CH	60	7024	
			2-Groove Pulley, Internal Fan Alt, 1/2" Belt	CH	100	7521	
2-Groove Pulley, Internal Fan Alt, 3/8" Belt			CH	60	7505		
2-Groove Pulley, Internal Fan Alt, 3/8" Belt			CH	78	7509		
69-62	1-Groove Pulley	2-Groove Pulley	CH	60	7007		
		2-Groove Pulley	CH	60	7006		
60-59			PL	30	9112		
5.3L (325) V8	57		PL	30	9112		
5.8L (354) V8	57		PL	30	9112		
5.9L (359) L6 (Diesel)	93-90		ND	120	13302	N13302	
		89-88	Chrysler Unit	CH	120	7552	
		NDenso Unit	ND	120	13304	N13304	
5.9L (360) V8	93-92	Std, 90 Amps	ND	90	13354	N13354	
		Opt, 120 Amps	ND	120	13453	N13453	
	91-90	Bosch Unit	BO	90	13317		
		NDenso Unit, Std	ND	90	13312	N13312	
	89-88	NDenso Unit, Opt	ND	120	13301	N13301	
			Bosch Unit, 75 Amps	BO	75	13186	
		Chrysler Unit, Std, 90 Amps	CH	90	7002		
		Chrysler Unit, Opt, 120 Amps	CH	120	7552		
		NDenso Unit, Std, 75 Amps	ND	75	13185	N13256	
		NDenso Unit, Std, 90 Amps	ND	90	13220		
	NDenso Unit, Opt, 120 Amps	ND	120	13313	N13313		
	87-70	1-Groove Pulley	2-Groove Pulley, External Fan Alt	CH	60	7024	
			2-Groove Pulley, Internal Fan Alt, 1/2" Belt	CH	100	7521	
2-Groove Pulley, Internal Fan Alt, 3/8" Belt			CH	60	7505		
2-Groove Pulley, Internal Fan Alt, 3/8" Belt			CH	78	7509		

## ALTERNATORS / ALTERNATEURS / ALTERNADORES

Liter Litre Litro	Year Année Año	Options Options Opciones	Mfg.	Amp	Reman	New Nouveau Nuevo
<b>DODGE - continued</b>						
<b>D / W SERIES PICKUPS - continued</b>						
6.3L (383) V8	71-70	1-Groove Pulley	CH	60	7024	
		2-Groove Pulley, External Fan Alt	CH	100	7521	
		2-Groove Pulley, Internal Fan Alt, 1/2" Belt	CH	60	7505	
		2-Groove Pulley, Internal Fan Alt, 3/8" Belt	CH	78	7509	
	69-63	1-Groove Pulley	CH	60	7007	
		2-Groove Pulley	CH	60	7006	
6.6L (400) V8	78-71	1-Groove Pulley	CH	60	7024	
		2-Groove Pulley, External Fan Alt	CH	100	7521	
		2-Groove Pulley, Internal Fan Alt, 1/2" Belt	CH	60	7505	
		2-Groove Pulley, Internal Fan Alt, 3/8" Belt	CH	78	7509	
7.2L (440) V8	78-73	1-Groove Pulley	CH	60	7024	
		2-Groove Pulley, External Fan Alt	CH	100	7521	
		2-Groove Pulley, Internal Fan Alt, 1/2" Belt	CH	60	7505	
		2-Groove Pulley, Internal Fan Alt, 3/8" Belt	CH	78	7509	
<b>D50 PICKUP</b>						
2.0L	82-79		MI	55	14267	
2.6L	82-79		MI	55	14267	
<b>DAKOTA PICKUP</b>						
2.2L (135) L4	88	Bosch Unit	BO	90	14789	
		Chrysler Unit, Std	CH	90	7002	
		Chrysler Unit, Opt	CH	120	7552	
		NDenso Unit	ND	90	13184	N13184
	87		CH	78	7546	
2.5L (153) L4	02-01	Std	ND	117	13877	N13877
		Opt	ND	136	13899	N13899
	00-99	Std	ND	117	13822	N13822
		Opt	ND	136	13842	N13842
	98-97	Std	ND	90	13341	N13341
		Opt	ND	120	13746	N13746
	96-90	Std	ND	90	13245	N13245
		Opt	ND	120	13309	N13309
	89	Bosch Unit	BO	90	14789	
		Chrysler Unit, Std	CH	90	7002	
Chrysler Unit, Opt		CH	120	7552		
NDenso Unit		ND	90	13184	N13184	
3.7L (226) V6	10-08		ND	136	11276	
	07		ND	136	11242	
	06-04		ND	136	13873	N13873
3.9L (239) V6	03-01	Std	ND	117	13910	N13910
		Opt	ND	136	13911	N13911
	00-99	Std	ND	117	13823	N13823
		Opt	ND	136	13824	N13824
	98-97	Std	ND	90	13354	N13354
		Opt	ND	136	13742	N13742
	96-92	Std, 90 Amps	ND	90	13354	N13354
		Opt, 120 Amps	ND	120	13453	N13453
	91-90	Bosch Unit	BO	90	13317	
		NDenso Unit, Std	ND	90	13312	N13312
NDenso Unit, Opt		ND	120	13301	N13301	
89-88	Bosch Unit, 75 Amps	BO	75	13186		
	Chrysler Unit, Std, 90 Amps	CH	90	7002		
	Chrysler Unit, Opt, 120 Amps	CH	120	7552		
	NDenso Unit, Std, 75 Amps	ND	75	13185	N13256	
	NDenso Unit, Std, 90 Amps	ND	90	13220		
87	NDenso Unit, Opt, 120 Amps	ND	120	13313	N13313	
		CH	120	7552		

## ALTERNATORS / ALTERNATEURS / ALTERNADORES

Liter Litre Litro	Year Année Año	Options Options Opciones	Mfg.	Amp	Reman	New Nouveau Nuevo
<b>DODGE - continued</b>						
<b>DAKOTA PICKUP - continued</b>						
4.7L (285) V8	10-08		ND	136	11276	
	07		ND	136	11242	
	06-05		ND	136	13873	N13873
	04-03	w/Clutch Pulley	ND	136	13873CP	N13873CP
		wo/Clutch Pulley	ND	136	13873	N13873
	02-01	Std	ND	117	13999	
		Opt	ND	136	13873	N13873
00	Bosch Unit	BO	136	13777	N13777	
	NDenso Unit, Std	ND	117	13880	N13880	
	NDenso Unit, Opt	ND	136	13790	N13790	
5.2L (318) V8	99	Std	ND	117	13823	N13823
		Opt	ND	136	13824	N13824
	98-97	Std	ND	90	13354	N13354
		Opt	ND	136	13742	N13742
	96-92	Std, 90 Amps	ND	90	13354	N13354
		Opt, 120 Amps	ND	120	13453	N13453
	91-90	Bosch Unit	BO	90	13317	
		NDenso Unit, Std	ND	90	13312	N13312
		NDenso Unit, Opt	ND	120	13301	N13301
	89	Bosch Unit, 75 Amps	BO	75	13186	
Chrysler Unit, Std, 90 Amps		CH	90	7002		
Chrysler Unit, Opt, 120 Amps		CH	120	7552		
NDenso Unit, Std, 75 Amps		ND	75	13185	N13256	
NDenso Unit, Std, 90 Amps		ND	90	13220		
NDenso Unit, Opt, 120 Amps		ND	120	13313	N13313	
5.9L (360) V8	03-01	Std	ND	117	13910	N13910
		Opt	ND	136	13911	N13911
	00-99	Std	ND	117	13823	N13823
		Opt	ND	136	13824	N13824
	98	Std	ND	90	13354	N13354
		Opt	ND	136	13742	N13742
<b>DART</b>						
2.8L (170) L6	69-61	1-Groove Pulley	CH	60	7007	
		2-Groove Pulley	CH	60	7006	
3.2L (198) L6	74-70	1-Groove Pulley	CH	60	7024	
		2-Groove Pulley	CH	78	7509	
3.7L (225) L6	76-70	1-Groove Pulley	CH	60	7015	
		2-Groove Pulley, External Fan Alt	CH	100	7521	
		2-Groove Pulley, Internal Fan Alt	CH	78	7509	
	69-61	1-Groove Pulley	CH	60	7007	
2-Groove Pulley		CH	60	7006		
4.5L (273) V8	69-64	1-Groove Pulley	CH	60	7007	
		2-Groove Pulley	CH	60	7006	
5.2L (318) V8	76-70	1-Groove Pulley	CH	60	7024	
		2-Groove Pulley, External Fan Alt	CH	100	7521	
		2-Groove Pulley, Internal Fan Alt	CH	78	7509	
	69-61	1-Groove Pulley	CH	60	7007	
2-Groove Pulley		CH	60	7006		
5.6L (340) V8	73-70	1-Groove Pulley	CH	60	7024	
		2-Groove Pulley, External Fan Alt	CH	100	7521	
		2-Groove Pulley, Internal Fan Alt	CH	78	7509	
	69-68	1-Groove Pulley	CH	60	7007	
2-Groove Pulley		CH	60	7006		
5.9L (360) V8	76-74	1-Groove Pulley	CH	60	7024	
		2-Groove Pulley, External Fan Alt	CH	100	7521	
		2-Groove Pulley, Internal Fan Alt	CH	78	7509	
5.9L (361) V8	62-61	1-Groove Pulley	CH	60	7007	
		2-Groove Pulley	CH	60	7006	

## ALTERNATORS / ALTERNATEURS / ALTERNADORES

Liter Litre Litro	Year Année Año	Options Options Opciones	Mfg.	Amp	Reman	New Nouveau Nuevo		
<b>DODGE - continued</b>								
<b>DART - continued</b>								
6.3L (383) V8	69-62	1-Groove Pulley	CH	60	7007			
		2-Groove Pulley	CH	60	7006			
6.8L (413) V8	65	1-Groove Pulley	CH	60	7007			
		2-Groove Pulley	CH	60	7006			
	63-61	1-Groove Pulley	CH	60	7007			
		2-Groove Pulley	CH	60	7006			
<b>DAYTONA</b>								
<i>THE 7002 AND 14789 WILL INTERCHANGE DESPITE APPEARANCE DIFFERENCES. PULLEYS WILL NOT TRANSFER.</i>								
2.2L (135) L4	93-90	Std	ND	90	13245	N13245		
		Opt	ND	120	13309	N13309		
	89	Bosch Unit	BO	90	14789			
		Chrysler Unit, Std	CH	90	7002			
		Chrysler Unit, Opt	CH	120	7552			
		NDenso Unit, Std	ND	90	13184	N13184		
		NDenso Unit, Opt	ND	120	13280	N13280		
	88	Bosch Unit, Std	BO	75	13186			
		Bosch Unit, Opt	BO	90	14789			
		Chrysler Unit, Std	CH	90	7002			
		Chrysler Unit, Opt	CH	120	7552			
	87-86	NDenso Unit	ND	90	13184	N13184		
		Bosch Unit	BO	90	14789			
		Chrysler Unit, Std	CH	78	7546			
85	Chrysler Unit, Opt	CH	90	7002				
	Bosch Unit, w/External Reg	BO	90	14789				
	Bosch Unit, w/Internal Reg	BO	100	14765				
	Chrysler Unit, Std	CH	78	7546				
84	Chrysler Unit, Opt	CH	90	7002				
	Bosch Unit	BO	100	14765				
2.5L (153) L4	93-90	Std, 90 Amps	ND	90	13245	N13245		
		Opt, 120 Amps	ND	120	13309	N13309		
	89	Bosch Unit	BO	90	14789			
		Chrysler Unit, Std	CH	90	7002			
		Chrysler Unit, Opt	CH	120	7552			
		NDenso Unit, Std	ND	90	13184	N13184		
		NDenso Unit, Opt	ND	120	13280	N13280		
	88	Bosch Unit, Std	BO	75	13186			
		Bosch Unit, Opt	BO	90	14789			
		Chrysler Unit, Std	CH	90	7002			
		Chrysler Unit, Opt	CH	120	7552			
	87-86	NDenso Unit	ND	90	13184	N13184		
		Bosch Unit	BO	90	14789			
		Chrysler Unit	CH	90	7002			
3.0L (181) V6	93-91	Std	ND	90	13307	N13307		
		Opt	ND	120	13311	N13311		
	90	Std	ND	90	13306	N13306		
		Opt	ND	120	13310	N13310		
		<b>DIPLOMAT</b>						
		3.7L (225) L6	83-78	1-Groove Pulley	CH	60	7024	
2-Groove Pulley, External Fan Alt	CH			100	7521			
2-Groove Pulley, Internal Fan Alt	CH			78	7509			
5.2L (318) V8	89	Chrysler Unit, Std	CH	90	7002			
		Chrysler Unit, Opt	CH	120	7552			
		NDenso Unit, Std	ND	90	13256	N13256		
		NDenso Unit, Opt	ND	120	13313	N13313		
	88	Std	CH	90	7002			
		Opt	CH	120	7552			

## ALTERNATORS / ALTERNATEURS / ALTERNADORES

Liter Litre Litro	Year Année Año	Options Options Opciones	Mfg.	Amp	Reman	New Nouveau Nuevo
<b>DODGE - continued</b>						
<b>DIPLOMAT - continued</b>						
5.2L (318) V8	87-77	1-Groove Pulley	CH	60	7024	
		2-Groove Pulley, External Fan Alt	CH	100	7521	
		2-Groove Pulley, Internal Fan Alt	CH	78	7509	
5.9L (360) V8	79-77	1-Groove Pulley	CH	60	7024	
		2-Groove Pulley, External Fan Alt	CH	100	7521	
		2-Groove Pulley, Internal Fan Alt	CH	78	7509	
<b>DURANGO</b>						
3.7L (226) V6	09-07	Std	ND	136	11276	
		Opt	ND	160	11240	
	06-05	Std	ND	136	13912	N13912
		Opt	ND	160	13913	N13913
	04	Bosch Unit	BO	136	13916	N13916
		NDenso Unit	ND	160	13913	N13913
3.9L (239) V6	99	Std	ND	117	13823	N13823
		Opt	ND	136	13824	N13824
	98	Std	ND	90	13354	N13354
		Opt	ND	136	13742	N13742
4.7L (285) V8	09-07	Std	ND	136	11276	
		Opt	ND	160	11240	
	06-03	Bosch Unit	BO	136	13916	N13916
		NDenso Unit, Std	ND	136	13912	N13912
		NDenso Unit, Opt	ND	160	13913	N13913
	02-01	Std	ND	136	13912	N13912
		Opt	ND	160	13913	N13913
	00	Bosch Unit	BO	136	13777	N13777
		NDenso Unit, Std	ND	117	13880	N13880
		NDenso Unit, Opt	ND	136	13790	N13790
5.2L (318) V8	00-99	Std	ND	117	13823	N13823
		Opt	ND	136	13824	N13824
	98	Std	ND	90	13354	N13354
		Opt	ND	136	13742	N13742
5.7L (345) V8	09		ND	150	11449	
	08-07		ND	160	11298	
	06-05		ND	160	13988	N13988
	04	Bosch Unit	BO	150	13985	N13985
NDenso Unit		ND	160	13988	N13988	
5.9L (360) V8	03-01	Std	ND	136	13914	
		Opt	ND	160	13915	
	00-99	Std	ND	117	13823	N13823
		Opt	ND	136	13824	N13824
	98	Std	ND	90	13354	N13354
		Opt	ND	136	13742	N13742
<b>DYNASTY</b>						
1. THE 7002 AND 14789 WILL INTERCHANGE DESPITE APPEARANCE DIFFERENCES. PULLEYS WILL NOT TRANSFER.						
2. THE 13305 (17mm SHAFT) WILL REPLACE THE 14869 (15mm SHAFT), IF FIT WITH THE CORRECT PULLEY.						
PULLEYS WILL NOT TRANSFER BETWEEN THESE UNITS DUE TO THE SHAFT SIZE.						
2.5L (153) L4	93-90	Std	ND	90	13245	N13245
		Opt	ND	120	13309	N13309
	89	Bosch Unit	BO	90	14789	
		Chrysler Unit, Std	CH	90	7002	
		Chrysler Unit, Opt	CH	120	7552	
		NDenso Unit, Std	ND	90	13184	N13184
		NDenso Unit, Opt	ND	120	13280	N13280
	88	Bosch Unit, Std	BO	75	13186	
		Bosch Unit, Opt	BO	90	14789	
		Chrysler Unit, Std	CH	90	7002	
		Chrysler Unit, Opt	CH	120	7552	
NDenso Unit		ND	90	13184	N13184	

## ALTERNATORS / ALTERNATEURS / ALTERNADORES

Liter Litre Litro	Year Année Año	Options Options Opciones	Mfg.	Amp	Reman	New Nouveau Nuevo
<b>DODGE - continued</b>						
<b>DYNASTY - continued</b>						
3.0L (181) V6	93-91	Std	ND	90	13307	N13307
		Opt	ND	120	13311	N13311
	90	Std	ND	90	13306	N13306
		Opt	ND	120	13310	N13310
	89	Chrysler Unit	CH	120	7552	N13305
		NDenso Unit, Std	ND	90	13305	
		NDenso Unit, Opt	ND	120	13308	
	88	Bosch Unit	BO	90	13187	N13305
		Chrysler Unit	CH	120	7552	
		NDenso Unit, 15mm Diameter Pulley Shaft	ND	90	14869	
NDenso Unit, 17mm Diameter Pulley Shaft		ND	90	13305		
3.3L (201) V6	93-90	Std	ND	90	13307	N13307
		Opt	ND	120	13311	N13311
<b>GRAND CARAVAN - SEE CARAVAN</b>						
<b>INTREPID</b>						
2.7L (167) V6	04-02		ND	130	13964	N13964
	01-98		ND	120	13763	N13763
3.2L (197) V6	01-98		MI	130	13764	N13764
3.3L (201) V6	97-93		ND	90	13443	N13443
3.5L (215) V6	04-03	Std	ND	130	13923	
		Opt	ND	160	11048	
	02		ND	130	13923	
	01-00		MI	130	13764	N13764
	97-93		ND	90	13443	N13443
<b>JOURNEY</b>						
2.4L (144) L4	11-09		MI	160	11440	
3.5L (215) V6	10-09	Std	ND	140	11381	
		Opt	ND	140	11401	
<b>LANCER</b>						
2.2L (135) L4	89	Bosch Unit	BO	90	14789	N13184
		Chrysler Unit, Std	CH	90	7002	
		Chrysler Unit, Opt	CH	120	7552	
		NDenso Unit, Std	ND	90	13184	
	88	NDenso Unit, Opt	ND	120	13280	N13184
		Bosch Unit, Std	BO	75	13186	
		Bosch Unit, Opt	BO	90	14789	
		Chrysler Unit, Std	CH	90	7002	
	87-86	Chrysler Unit, Opt	CH	120	7552	N13184
		Chrysler Unit, Opt	CH	90	7002	
		NDenso Unit	ND	90	13184	
	85	Bosch Unit	BO	90	14789	
		Bosch Unit, w/External Reg	BO	100	14765	
		Chrysler Unit, Std	CH	78	7546	
		Chrysler Unit, Opt	CH	90	7002	
	2.5L (153) L4	89	Bosch Unit	BO	90	14789
Chrysler Unit, Std			CH	90	7002	
Chrysler Unit, Opt			CH	120	7552	
NDenso Unit, Std			ND	90	13184	
NDenso Unit, Opt			ND	120	13280	
88		Bosch Unit, Std	BO	75	13186	N13184
		Bosch Unit, Opt	BO	90	14789	
		Chrysler Unit, Std	CH	90	7002	
		Chrysler Unit, Opt	CH	120	7552	
		NDenso Unit	ND	90	13184	



## ALTERNATORS / ALTERNATEURS / ALTERNADORES

Liter Litre Litro	Year Année Año	Options Options Opciones	Mfg.	Amp	Reman	New Nouveau Nuevo
<b>DODGE - continued</b>						
<b>LANCER - continued</b>						
2.5L (153) L4	87-86	Bosch Unit Chrysler Unit	BO CH	90 90	14789 7002	
2.8L (170) L6	62	1-Groove Pulley 2-Groove Pulley	CH CH	60 60	7007 7006	
3.7L (225) L6	62-61	1-Groove Pulley 2-Groove Pulley	CH CH	60 60	7007 7006	
6.8L (413) V8	62-61	1-Groove Pulley 2-Groove Pulley	CH CH	60 60	7007 7006	
<b>MAGNUM</b>						
2.7L (167) V6	08		ND	160	11383	
	07-05	Std Opt	ND ND	140 160	11112 11113	
3.5L (215) V6	08		ND	160	11383	
	07-05		ND	160	11113	N11113
5.2L (318) V8	79-78	1-Groove Pulley 2-Groove Pulley, External Fan Alt 2-Groove Pulley, Internal Fan Alt	CH CH CH	60 100 78	7024 7521 7509	
5.7L (345) V8	08		ND	160	11383	
	07		ND	160	11113	N11113
	06-05	Std Opt	ND ND	140 160	11112 11113	
5.9L (360) V8	79-78	1-Groove Pulley 2-Groove Pulley, External Fan Alt 2-Groove Pulley, Internal Fan Alt	CH CH CH	60 100 78	7024 7521 7509	
6.1L (370) V8	08		ND	160	11383	
	07		ND	160	11113	N11113
	06-05	Std Opt	ND ND	140 160	11112 11113	
6.6L (400) V8	79-78	1-Groove Pulley 2-Groove Pulley, External Fan Alt 2-Groove Pulley, Internal Fan Alt	CH CH CH	60 100 78	7024 7521 7509	
<b>MINI-RAM VAN - SEE CARAVAN</b>						
<b>MIRADA</b>						
3.7L (225) L6	83-80	1-Groove Pulley 2-Groove Pulley, External Fan Alt 2-Groove Pulley, Internal Fan Alt	CH CH CH	60 100 78	7024 7521 7509	
5.2L (318) V8	83-80	1-Groove Pulley 2-Groove Pulley, External Fan Alt 2-Groove Pulley, Internal Fan Alt	CH CH CH	60 100 78	7024 7521 7509	
5.9L (360) V8	80	1-Groove Pulley 2-Groove Pulley, External Fan Alt 2-Groove Pulley, Internal Fan Alt	CH CH CH	60 100 78	7024 7521 7509	
<b>MONACO</b>						
3.0L (181) V6	92-90		DR	96	7973	N7973
3.7L (225) L6	78-77	1-Groove Pulley 2-Groove Pulley, External Fan Alt 2-Groove Pulley, Internal Fan Alt	CH CH CH	60 100 78	7024 7521 7509	
5.2L (318) V8	78-70	1-Groove Pulley 2-Groove Pulley, External Fan Alt 2-Groove Pulley, Internal Fan Alt	CH CH CH	60 100 78	7024 7521 7509	
	69-66	1-Groove Pulley 2-Groove Pulley	CH CH	60 60	7007 7006	
5.9L (360) V8	78-71	1-Groove Pulley 2-Groove Pulley, External Fan Alt 2-Groove Pulley, Internal Fan Alt	CH CH CH	60 100 78	7024 7521 7509	

# ALTERNATORS / ALTERNATEURS / ALTERNADORES

Liter Litre Litro	Year Année Año	Options Options Opciones	Mfg.	Amp	Reman	New Nouveau Nuevo
<b>DODGE - continued</b>						
<b>MONACO - continued</b>						
6.3L (383) V8	71-70	1-Groove Pulley	CH	60	7024	
		2-Groove Pulley, External Fan Alt	CH	100	7521	
		2-Groove Pulley, Internal Fan Alt	CH	78	7509	
	69-65	1-Groove Pulley	CH	60	7007	
		2-Groove Pulley	CH	60	7006	
	6.6L (400) V8	78-72	1-Groove Pulley	CH	60	7024
2-Groove Pulley, External Fan Alt			CH	100	7521	
2-Groove Pulley, Internal Fan Alt			CH	78	7509	
6.8L (413) V8	65	1-Groove Pulley	CH	60	7007	
		2-Groove Pulley	CH	60	7006	
7.0L (426) V8	66-65	1-Groove Pulley	CH	60	7007	
		2-Groove Pulley	CH	60	7006	
7.2L (440) V8	78-70	1-Groove Pulley	CH	60	7024	
		2-Groove Pulley, External Fan Alt	CH	100	7521	
		2-Groove Pulley, Internal Fan Alt	CH	78	7509	
	69-66	1-Groove Pulley	CH	60	7007	
		2-Groove Pulley	CH	60	7006	
<b>MOTORHOME</b>						
5.2L (318) V8	74	1-Groove Pulley	CH	60	7024	
		2-Groove Pulley, External Fan Alt	CH	100	7521	
		2-Groove Pulley, Internal Fan Alt, 1/2" Belt	CH	60	7505	
		2-Groove Pulley, Internal Fan Alt, 3/8" Belt	CH	78	7509	
7.2L (440) V8	74	1-Groove Pulley	CH	60	7024	
		2-Groove Pulley, External Fan Alt	CH	100	7521	
		2-Groove Pulley, Internal Fan Alt, 1/2" Belt	CH	60	7505	
		2-Groove Pulley, Internal Fan Alt, 3/8" Belt	CH	78	7509	
All Engines	79-75	1-Groove Pulley	CH	60	7024	
		2-Groove Pulley, External Fan Alt	CH	100	7521	
		2-Groove Pulley, Internal Fan Alt, 1/2" Belt	CH	60	7505	
		2-Groove Pulley, Internal Fan Alt, 3/8" Belt	CH	78	7509	
	73-70	1-Groove Pulley	CH	60	7024	
		2-Groove Pulley, External Fan Alt	CH	100	7521	
		2-Groove Pulley, Internal Fan Alt, 1/2" Belt	CH	60	7505	
		2-Groove Pulley, Internal Fan Alt, 3/8" Belt	CH	78	7509	
<b>NEON</b>						
<i>SOME 1995 MODEL NEON'S MAY HAVE A PROBLEM WITH A DISCHARGED BATTERY DUE TO ANY OF THE FOLLOWING LIGHTS REMAINING ON AFTER THE CAR IS TURNED OFF: GLOVE BOX, DOME, OR TRUNK. IN EACH CASE, THE PROBLEM IS PROBABLY A MISALIGNED SWITCH.</i>						
2.0L (122) L4	05	Exc SXT Models	MI	85	13735	N13735
		SXT Models	MI	120	13995	N13995
	04-98		MI	85	13735	N13735
	97-95		MI	90	13580	N13580
2.4L (148) L4	05-03		ND	130	11040	
<b>NITRO</b>						
3.7L (226) V6	10-07		ND	160	11240	
4.0L (241) V6	10-07		ND	150	11297	
<b>OMNI</b>						
1.6L (97) L4	86-83		BO	65	14787	
1.7L (105) L4	83-80		CH	78	7549	
	79-78		CH	65	7537	
2.2L (135) L4	90	Std, 75 Amps	ND	90	13245	N13245
		Std, 90 Amps	ND	90	13245	N13245
		Opt, 120 Amps	ND	120	13309	N13309
	89	Bosch Unit	BO	90	14789	
		Chrysler Unit, Std	CH	90	7002	
		Chrysler Unit, Opt	CH	120	7552	
	NDenso Unit, Std	ND	90	13184	N13184	
	NDenso Unit, Opt	ND	120	13280	N13280	

## ALTERNATORS / ALTERNATEURS / ALTERNADORES

Liter Litre Litro	Year Année Año	Options Options Opciones	Mfg.	Amp	Reman	New Nouveau Nuevo			
<b>DODGE - continued</b>									
<b>OMNI - continued</b>									
2.2L (135) L4	88	Bosch Unit, Std	BO	75	13186				
		Bosch Unit, Opt	BO	90	14789				
		Chrysler Unit, Std	CH	90	7002				
		Chrysler Unit, Opt	CH	120	7552				
		NDenso Unit, Std	ND	90	13184				
			NDenso Unit, Opt	ND	120	13280	N13184 N13280		
	87-85	Bosch Unit	BO	90	14789				
		Chrysler Unit, Std	CH	78	7546				
		Chrysler Unit, Opt	CH	90	7002				
	84		CH	78	7546				
83-81		CH	78	7549					
<b>P200</b>									
3.7L (225) L6	72-70	1-Groove Pulley	CH	60	7024				
		2-Groove Pulley, External Fan Alt	CH	100	7521				
		2-Groove Pulley, Internal Fan Alt, 1/2" Belt	CH	60	7505				
		2-Groove Pulley, Internal Fan Alt, 3/8" Belt	CH	78	7509				
	67	1-Groove Pulley	CH	60	7007				
		2-Groove Pulley	CH	60	7006				
		4.1L (251) L6		64-61	1-Groove Pulley		CH	60	7007
				2-Groove Pulley	CH		60	7006	
5.9L (360) V8	72-70	1-Groove Pulley	CH	60	7024				
		2-Groove Pulley, External Fan Alt	CH	100	7521				
		2-Groove Pulley, Internal Fan Alt, 1/2" Belt	CH	60	7505				
		2-Groove Pulley, Internal Fan Alt, 3/8" Belt	CH	78	7509				
		<b>P300</b>							
3.7L (225) L6	72-70	1-Groove Pulley	CH	60	7024				
		2-Groove Pulley, External Fan Alt	CH	100	7521				
		2-Groove Pulley, Internal Fan Alt, 1/2" Belt	CH	60	7505				
		2-Groove Pulley, Internal Fan Alt, 3/8" Belt	CH	78	7509				
	67	1-Groove Pulley	CH	60	7007				
		2-Groove Pulley	CH	60	7006				
		4.1L (251) L6		66	1-Groove Pulley		CH	60	7007
				2-Groove Pulley	CH		60	7006	
4.1L (251) L6	64-61	1-Groove Pulley	CH	60	7007				
		2-Groove Pulley	CH	60	7006				
	72-71	1-Groove Pulley	CH	60	7024				
		2-Groove Pulley, External Fan Alt	CH	100	7521				
5.9L (360) V8	72-71	2-Groove Pulley, Internal Fan Alt, 1/2" Belt	CH	60	7505				
		2-Groove Pulley, Internal Fan Alt, 3/8" Belt	CH	78	7509				
		<b>POLARA</b>							
		2.8L (170) L6	64-63	1-Groove Pulley	CH		60	7007	
				2-Groove Pulley	CH		60	7006	
3.7L (225) L6	71-70	1-Groove Pulley	CH	60	7024				
		2-Groove Pulley, External Fan Alt	CH	100	7521				
		2-Groove Pulley, Internal Fan Alt	CH	78	7509				
	69-67	1-Groove Pulley	CH	60	7007				
		2-Groove Pulley	CH	60	7006				
	64-63	1-Groove Pulley	CH	60	7007				
		2-Groove Pulley	CH	60	7006				
4.5L (273) V8	69-64	1-Groove Pulley	CH	60	7007				
		2-Groove Pulley	CH	60	7006				
5.2L (318) V8	73-70	1-Groove Pulley	CH	60	7024				
		2-Groove Pulley, External Fan Alt	CH	100	7521				
		2-Groove Pulley, Internal Fan Alt	CH	78	7509				
	69-62	1-Groove Pulley	CH	60	7007				
		2-Groove Pulley	CH	60	7006				

## ALTERNATORS / ALTERNATEURS / ALTERNADORES

Liter Litre Litro	Year Année Año	Options Options Opciones	Mfg.	Amp	Reman	New Nouveau Nuevo
<b>DODGE - continued</b>						
<b>POLARA - continued</b>						
5.9L (360) V8	73-71	1-Groove Pulley	CH	60	7024	
		2-Groove Pulley, External Fan Alt	CH	100	7521	
		2-Groove Pulley, Internal Fan Alt	CH	78	7509	
5.9L (361) V8	64-62	1-Groove Pulley	CH	60	7007	
		2-Groove Pulley	CH	60	7006	
6.3L (383) V8	71-70	1-Groove Pulley	CH	60	7024	
		2-Groove Pulley, External Fan Alt	CH	100	7521	
		2-Groove Pulley, Internal Fan Alt	CH	78	7509	
	69-62	1-Groove Pulley	CH	60	7007	
		2-Groove Pulley	CH	60	7006	
	6.6L (400) V8	73-72	1-Groove Pulley	CH	60	7024
2-Groove Pulley, External Fan Alt			CH	100	7521	
2-Groove Pulley, Internal Fan Alt			CH	78	7509	
6.8L (413) V8	65	1-Groove Pulley	CH	60	7007	
		2-Groove Pulley	CH	60	7006	
	63-62	1-Groove Pulley	CH	60	7007	
		2-Groove Pulley	CH	60	7006	
7.0L (426) V8	67-63	1-Groove Pulley	CH	60	7007	
		2-Groove Pulley	CH	60	7006	
7.2L (440) V8	73-70	1-Groove Pulley	CH	60	7024	
		2-Groove Pulley, External Fan Alt	CH	100	7521	
		2-Groove Pulley, Internal Fan Alt	CH	78	7509	
	69-66	1-Groove Pulley	CH	60	7007	
		2-Groove Pulley	CH	60	7006	
<b>POWER RAM-50 PICKUP - SEE RAM-50 PICKUP</b>						
<b>RAIDER</b>						
2.6L	89-87		MI	50	14432	
3.0L	89		MI	75	13257	
<b>RAM PICKUPS</b>						
3.7L (226) V6	12-09		ND	160	11240	
	08		ND	136	11276	
	07	w/AT	ND	136	11276	
		w/MT	BO	132	11280	
	06-02	Bosch Unit	BO	136	13916	N13916
NDenso Unit		ND	136	13912	N13912	
3.9L (239) V6	01	Std	ND	117	13910	N13910
		Opt	ND	136	13911	N13911
	00-99	Bosch Unit, Std	BO	117	13843	
		Bosch Unit, Opt	BO	136	13854	N13854
		NDenso Unit, Std	ND	117	13823	N13823
		NDenso Unit, Opt	ND	136	13824	N13824
	98-97	Std	ND	90	13354	N13354
		Opt	ND	136	13742	N13742
	96-94	Std, 90 Amps	ND	90	13354	N13354
Opt, 120 Amps		ND	120	13453	N13453	
4.7L (285) V8	12-09		ND	160	11240	
	08		ND	136	11276	
	07		BO	132	11280	
	06-02	Bosch Unit	BO	136	13916	N13916
		NDenso Unit	ND	136	13912	N13912
5.2L (318) V8	01	Std	ND	117	13910	N13910
		Opt	ND	136	13911	N13911
	00-99	Bosch Unit, Std	BO	117	13843	
		Bosch Unit, Opt	BO	136	13854	N13854
		NDenso Unit, Std	ND	117	13823	N13823
NDenso Unit, Opt	ND	136	13824	N13824		

# ALTERNATORS / ALTERNATEURS / ALTERNADORES

Liter Litre Litro	Year Année Año	Options Options Opciones	Mfg.	Amp	Reman	New Nouveau Nuevo
<b>DODGE - continued</b>						
<b>RAM PICKUPS - continued</b>						
5.2L (318) V8	98-97	Std	ND	90	13354	N13354
		Opt	ND	136	13742	N13742
	96-94	Std, 75 Amps	ND	90	13354	N13354
		Std, 90 Amps Opt, 120 Amps	ND ND	90 120	13354 13453	N13354 N13453
5.7L (345) V8	10	Ram 1500	ND	160	11299	
	09	Ram 1500	ND	160	11299	
		Ram 2500/3500	ND	136	11448	
	08-07	Bosch Unit NDenso Unit	BO ND	136 160	11233 11298	
06-03	Bosch Unit	BO	150	13985	N13985	
	NDenso Unit	ND	160	13988	N13988	
5.9L (359) L6 (Diesel)	09-06		BO	136	11235	
	05-03		BO	136	13987	N13987
	02-01	Bosch Unit	BO	132	11314	
		NDenso Unit	ND	136	13874	N13874
	00-99	Bosch Unit	BO	136	13881	
		NDenso Unit	ND	136	13766	N13766
98-94		ND	120	13302	N13302	
5.9L (360) V8	03-02		ND	136	13914	
	01	Bosch Unit	BO	136	13920	N13920
		NDenso Unit, Std	ND	117	13910	N13910
		NDenso Unit, Opt	ND	136	13911	N13911
	00-99	Bosch Unit, Std	BO	117	13843	
		Bosch Unit, Opt	BO	136	13854	N13854
		NDenso Unit, Std	ND	117	13823	N13823
		NDenso Unit, Opt	ND	136	13824	N13824
	98-97	Std	ND	90	13354	N13354
		Opt	ND	136	13742	N13742
96-94	Std, 75 Amps	ND	90	13354	N13354	
	Std, 90 Amps	ND	90	13354	N13354	
	Opt, 120 Amps	ND	120	13453	N13453	
6.7L (408) L6 (Diesel)	12-10	Ram 2500, Mitsubishi Unit	MI	180	11443	
		Ram 2500, NDenso Unit	ND	145	11378	
	10	Ram 3500, Mitsubishi Unit	MI	180	11443	
		Ram 3500, NDenso Unit, Std	ND	145	11378	
		Ram 4500/5500, Bosch Unit	BO	136	11239	
		Ram 4500/5500, NDenso Unit, Std	ND	145	11378	
	09-08	Ram 2500/3500, Bosch Unit	BO	136	11239	
		Ram 2500/3500, NDenso Unit	ND	145	11378	
		Ram 4500/5500, Bosch Unit	BO	136	11239	
		Ram 4500/5500, NDenso Unit, Std	ND	145	11378	
07	Bosch Unit	BO	136	11239		
	NDenso Unit	ND	145	11378		
8.0L (488) V10	03-02	Bosch Unit	BO	136	13917	
		NDenso Unit	ND	136	13914	
	01	Bosch Unit	BO	136	13920	N13920
		NDenso Unit	ND	136	13911	N13911
		NDenso Unit, Std	ND	117	13910	N13910
	00-99	Bosch Unit, Std	BO	117	13843	
		Bosch Unit, Opt	BO	136	13854	N13854
		NDenso Unit, Std	ND	117	13823	N13823
NDenso Unit, Opt		ND	136	13824	N13824	
98-97	Std	ND	90	13354	N13354	
	Opt	ND	136	13742	N13742	
96-94		ND	120	13453	N13453	
8.3L (505) V10	06-04		ND	130	11039	

## ALTERNATORS / ALTERNATEURS / ALTERNADORES

Liter Litre Litro	Year Année Año	Options Options Opciones	Mfg.	Amp	Reman	New Nouveau Nuevo
<b>DODGE - continued</b>						
<b>RAM VANS</b>						
3.9L (239) V6	03-01	Std	ND	117	13910	N13910
		Opt	ND	136	13911	N13911
	00-99	Std	ND	117	13823	N13823
		Opt	ND	136	13824	N13824
5.2L (318) V8	03-01	Std	ND	117	13910	N13910
		Opt	ND	136	13911	N13911
	00-99	Std	ND	117	13823	N13823
		Opt	ND	136	13824	N13824
5.9L (360) V8	03-01	Std	ND	117	13910	N13910
		Opt	ND	136	13911	N13911
	00-99	Std	ND	117	13823	N13823
		Opt	ND	136	13824	N13824
<b>RAM-50 PICKUP</b>						
2.0L	89-87		MI	45	14430	
	86-83		MI	55	14267	
2.3L (Diesel)	85-83		MI	50	14690	
2.4L	93-90		MI	45	14430	
2.6L	89-87	Std	MI	50	14432	
		Opt	MI	75	14438	
	86-83		MI	55	14267	
3.0L	93-90		MI	65	13290	
<b>RAMCHARGER</b>						
3.7L (225) L6	80-74	1-Groove Pulley	CH	60	7024	
		2-Groove Pulley, External Fan Alt	CH	100	7521	
		2-Groove Pulley, Internal Fan Alt, 1/2" Belt	CH	60	7505	
		2-Groove Pulley, Internal Fan Alt, 3/8" Belt	CH	78	7509	
3.8L (230) L6	59-56		PL	30	9112	
5.2L (318) V8	93-92	Std, 90 Amps	ND	90	13354	N13354
		Opt, 120 Amps	ND	120	13453	N13453
	91-90	Bosch Unit	BO	90	13317	
		NDenso Unit, Std	ND	90	13312	N13312
		NDenso Unit, Opt	ND	120	13301	N13301
	89-88	Bosch Unit, 75 Amps	BO	75	13186	
		Chrysler Unit, Std, 90 Amps	CH	90	7002	
		Chrysler Unit, Opt, 120 Amps	CH	120	7552	
		NDenso Unit, Std, 75 Amps	ND	75	13185	N13256
		NDenso Unit, Std, 90 Amps	ND	90	13220	
	87-74	NDenso Unit, Opt, 120 Amps	ND	120	13313	N13313
		1-Groove Pulley	CH	60	7024	
		2-Groove Pulley, External Fan Alt	CH	100	7521	
		2-Groove Pulley, Internal Fan Alt, 1/2" Belt	CH	60	7505	
		2-Groove Pulley, Internal Fan Alt, 3/8" Belt	CH	78	7509	
5.9L (360) V8	93-92	Std, 90 Amps	ND	90	13354	N13354
		Opt, 120 Amps	ND	120	13453	N13453
	91-90	Bosch Unit	BO	90	13317	
		NDenso Unit, Std	ND	90	13312	N13312
		NDenso Unit, Opt	ND	120	13301	N13301
	89-88	Bosch Unit, 75 Amps	BO	75	13186	
		Chrysler Unit, Std, 90 Amps	CH	90	7002	
		Chrysler Unit, Opt, 120 Amps	CH	120	7552	
		NDenso Unit, Std, 75 Amps	ND	75	13185	N13256
		NDenso Unit, Std, 90 Amps	ND	90	13220	
	87-74	NDenso Unit, Opt, 120 Amps	ND	120	13313	N13313
		1-Groove Pulley	CH	60	7024	
		2-Groove Pulley, External Fan Alt	CH	100	7521	
		2-Groove Pulley, Internal Fan Alt, 1/2" Belt	CH	60	7505	
		2-Groove Pulley, Internal Fan Alt, 3/8" Belt	CH	78	7509	

## ALTERNATORS / ALTERNATEURS / ALTERNADORES

Liter Litre Litro	Year Année Año	Options Options Opciones	Mfg.	Amp	Reman	New Nouveau Nuevo
<b>DODGE - continued</b>						
<b>RAMCHARGER - continued</b>						
6.6L (400) V8	78-76	1-Groove Pulley	CH	60	7024	
		2-Groove Pulley, External Fan Alt	CH	100	7521	
		2-Groove Pulley, Internal Fan Alt, 1/2" Belt	CH	60	7505	
		2-Groove Pulley, Internal Fan Alt, 3/8" Belt	CH	78	7509	
	74	1-Groove Pulley	CH	60	7024	
		2-Groove Pulley, External Fan Alt	CH	100	7521	
		2-Groove Pulley, Internal Fan Alt, 1/2" Belt	CH	60	7505	
		2-Groove Pulley, Internal Fan Alt, 3/8" Belt	CH	78	7509	
7.2L (440) V8	78-74	1-Groove Pulley	CH	60	7024	
		2-Groove Pulley, External Fan Alt	CH	100	7521	
		2-Groove Pulley, Internal Fan Alt, 1/2" Belt	CH	60	7505	
		2-Groove Pulley, Internal Fan Alt, 3/8" Belt	CH	78	7509	
<b>RAMPAGE</b>						
2.2L (135) L4	84		CH	78	7546	
	83-82		CH	78	7549	
<b>ROYAL MINI RAM</b>						
2.2L (135) L4	87-85	Bosch Unit	BO	90	14789	
		Chrysler Unit, Std	CH	78	7546	
		Chrysler Unit, Opt	CH	90	7002	
	84		CH	78	7546	
2.6L (156) L4	87-84		MI	75	14557	
3.0L (181) V6	87		ND	90	14869	
<b>ROYAL MONACO</b>						
5.2L (318) V8	77-75	1-Groove Pulley	CH	60	7024	
		2-Groove Pulley, External Fan Alt	CH	100	7521	
		2-Groove Pulley, Internal Fan Alt	CH	78	7509	
5.9L (360) V8	77-75	1-Groove Pulley	CH	60	7024	
		2-Groove Pulley, External Fan Alt	CH	100	7521	
		2-Groove Pulley, Internal Fan Alt	CH	78	7509	
6.6L (400) V8	77-75	1-Groove Pulley	CH	60	7024	
		2-Groove Pulley, External Fan Alt	CH	100	7521	
		2-Groove Pulley, Internal Fan Alt	CH	78	7509	
7.2L (440) V8	77-75	1-Groove Pulley	CH	60	7024	
		2-Groove Pulley, External Fan Alt	CH	100	7521	
		2-Groove Pulley, Internal Fan Alt	CH	78	7509	
<b>SHADOW</b>						
<i>THE 7002 AND 14789 WILL INTERCHANGE DESPITE APPEARANCE DIFFERENCES. PULLEYS WILL NOT TRANSFER.</i>						
2.2L (135) L4	94-93	Std	ND	90	13245	N13245
		Opt	ND	120	13309	N13309
	92-90	Std, 90 Amps	ND	90	13245	N13245
		Opt, 120 Amps	ND	120	13309	N13309
	89	Bosch Unit	BO	90	14789	
		Chrysler Unit, Std	CH	90	7002	
		Chrysler Unit, Opt	CH	120	7552	
		NDenso Unit, Std	ND	90	13184	N13184
	88	NDenso Unit, Opt	ND	120	13280	N13280
		Bosch Unit, Std	BO	75	13186	
		Bosch Unit, Opt	BO	90	14789	
		Chrysler Unit, Std	CH	90	7002	
		Chrysler Unit, Opt	CH	120	7552	
	87	NDenso Unit, Std	ND	90	13184	N13184
NDenso Unit, Opt		ND	120	13280	N13280	
87	Bosch Unit	BO	90	14789		
	Chrysler Unit, Std	CH	78	7546		
	Chrysler Unit, Opt	CH	90	7002		

# ALTERNATORS / ALTERNATEURS / ALTERNADORES

Liter Litre Litro	Year Année Año	Options Options Opciones	Mfg.	Amp	Reman	New Nouveau Nuevo
<b>DODGE - continued</b>						
<b>SHADOW - continued</b>						
2.5L (153) L4	94-90	Std	ND	90	13245	N13245
		Opt	ND	120	13309	N13309
	89	Bosch Unit	BO	90	14789	N13184 N13280
		Chrysler Unit, Std	CH	90	7002	
		Chrysler Unit, Opt	CH	120	7552	
		NDenso Unit, Std	ND	90	13184	
	88	NDenso Unit, Opt	ND	120	13280	
		Bosch Unit, Std	BO	75	13186	N13184
		Bosch Unit, Opt	BO	90	14789	
		Chrysler Unit, Std	CH	90	7002	
Chrysler Unit, Opt	CH	120	7552			
3.0L (181) V6	94-92	Std	ND	90	13307	N13307
		Opt	ND	120	13311	N13311
<b>SPIRIT</b>						
<i>THE 7002 AND 14789 WILL INTERCHANGE DESPITE APPEARANCE DIFFERENCES. PULLEYS WILL NOT TRANSFER.</i>						
2.2L (135) L4	92-91	Std, 90 Amps	ND	90	13245	N13245
		Opt, 120 Amps	ND	120	13309	N13309
2.5L (153) L4	95-90	Std	ND	90	13245	N13245
		Opt	ND	120	13309	N13309
	89	Bosch Unit	BO	90	14789	N13184 N13280
		Chrysler Unit, Std	CH	90	7002	
		Chrysler Unit, Opt	CH	120	7552	
		NDenso Unit, Std	ND	90	13184	
90	NDenso Unit, Opt	ND	120	13280		
	Std	ND	90	13307	N13307	
3.0L (181) V6	95-93	Opt	ND	120	13311	N13311
		Bosch Unit	BO	90	13315	N13307 N13311
	NDenso Unit, Std	ND	90	13307		
	NDenso Unit, Opt	ND	120	13311		
	90	Std	ND	90	13306	N13306
		Opt	ND	120	13310	N13310
	89	Chrysler Unit	CH	120	7552	N13305 N13308
		NDenso Unit, Std	ND	90	13305	
NDenso Unit, Opt	ND	120	13308			
<b>SPRINTER VAN</b>						
2.7L (165) L5 (Diesel)	06-05	90 Amps	BO	90	12382	N12382
		120 Amps	BO	120	12383	N12383
		150 Amps	BO	150	12384	N12384
		200 Amps	BO	200	12385	N12385
	04-03	90 Amps	BO	90	12382	N12382
		120 Amps	BO	120	12383	N12383
3.0L (182) V6 (Diesel)	09		VA	220	11457	
	08-07		VA	180	11306	N11306
3.5L (213) V6	08-07	180 Amps	BO	180	11217	
		220 Amps	BO	220	11305	
<b>ST. REGIS</b>						
3.7L (225) L6	81-79	1-Groove Pulley	CH	60	7024	
		2-Groove Pulley, External Fan Alt	CH	100	7521	
		2-Groove Pulley, Internal Fan Alt	CH	78	7509	
5.2L (318) V8	81-79	1-Groove Pulley	CH	60	7024	
		2-Groove Pulley, External Fan Alt	CH	100	7521	
		2-Groove Pulley, Internal Fan Alt	CH	78	7509	
5.9L (360) V8	80-79	1-Groove Pulley	CH	60	7024	
		2-Groove Pulley, External Fan Alt	CH	100	7521	
		2-Groove Pulley, Internal Fan Alt	CH	78	7509	



# ALTERNATORS / ALTERNATEURS / ALTERNADORES

Liter Litre Litro	Year Année Año	Options Options Opciones	Mfg.	Amp	Reman	New Nouveau Nuevo
<b>DODGE - continued</b>						
<b>STEALTH</b>						
3.0L (181) V6	96	DOHC, Std	MI	95	13596	
		DOHC, Opt	MI	110	13597	
		SOHC	MI	90	13598	
	95-94	DOHC	MD,MI	110	13351	N13351
		SOHC	MI	90	13352	N13352
	93-91	w/Turbo, Canada	MI	110	13449	
		w/Turbo, USA	MD,MI	110	13351	N13351
		wo/Turbo, Canada	MI	110	13449	
		wo/Turbo, USA	MI	90	13352	N13352
<b>STRATUS</b>						
2.0L (122) L4	00-98	Std	ND	90	13578	N13578
		Opt	ND	125	13741	N13741
	97-95		ND	90	13578	N13578
2.4L (148) L4	06		ND	120	13868	N13868
	05-01	Coupe	MI	95	13929	
		Sedan	ND	120	13868	N13868
	00-98	Std	ND	90	13578	N13578
		Opt	ND	125	13741	N13741
97-95		ND	90	13578	N13578	
2.5L (152) V6	00-98	Std	MI	90	13575	N13575
		Opt	ND	125	13741	N13741
	97-95		MI	90	13575	N13575
2.7L (167) V6	06-01		ND	120	13868	N13868
3.0L (181) V6	05-01		MI	85	13886	N13886
<b>SX</b>						
2.0L (122) L4	05-03		MI	85	13735	N13735
2.4L (148) L4	05-03		ND	130	11040	
<b>VIPER</b>						
<i>THERE ARE REPORTS THAT DEALERS ARE SELLING THE LATER 13924 TO REPLACE THE 13861 – THE DIFFERENCE IS THE SHAPE OF THE PLUG (ROUND ON THE 13861, OVAL ON THE 13924). AN OVAL HARNESS PLUG MUST BE PURCHASED AT THE SAME TIME IN ORDER FOR THIS TO FIT PROPERLY.</i>						
8.0L (488) V10	02-98		ND	125	13924	
			ND	125	13861	
	96	Convertible	ND	120	13566	
		Coupe	ND	125	13861	
	95-92		ND	120	13566	
8.3L (505) V10	06-03		ND	130	11039	
8.4L (515) V10	10-08		ND		11380	
<b>OLDER MODELS</b>						
All Engines	69-62	1-Groove Pulley	CH	60	7007	
		2-Groove Pulley	CH	60	7006	
<b>EAGLE</b>						
<b>2000 GTX</b>						
2.0L	93-91	75 Amps	MD,MI	75	13249	N13249
		90 Amps	MI	90	13289	N13289
<b>MEDALLION</b>						
2.2L	89-88		PR	90	14900	
3.0L	89-88	w/AC	DR	96	7973	N7973
		wo/AC	DR	96	7973	N7973
<b>PREMIER</b>						
2.5L	90-88	Std	DR	105	8137-7	N8137-7
		Opt	DR	105	8137-7	N8137-7
3.0L	92-90		DR	96	7973	N7973
	89-88	w/AC	DR	96	7973	N7973
wo/AC		DR	96	7973	N7973	

## ALTERNATORS / ALTERNATEURS / ALTERNADORES

Liter Litre Litro	Year Année Año	Options Options Opciones	Mfg.	Amp	Reman	New Nouveau Nuevo
<b>EAGLE - continued</b>						
<b>SUMMIT</b>						
1.5L	96-95	Exc California California	MI	70	13584	
			MI	70	13587	
	94-92		MD,MI	75	14436	N14436
	91	Canada USA	MI	90	14473	
		MD,MI	75	14436	N14436	
	90-89		MD,MI	75	14436	N14436
1.6L	90-89	w/AT	MD,MI	75	13249	N13249
		w/MT	MD,MI	75	13249	N13249
1.8L	96-95	California	MI	75	13582	
		Canada	MI	75	13450	
		Federal, 65 Amps	MI	65	13430	
		Federal, 75 Amps	MI	75	13450	
	94-92	65 Amps	MI	65	13430	
		75 Amps	MI	75	13450	
2.4L	96-95	Exc California	MI	75	13451	
		California	MI	75	13586	N13586
	94-93		MI	75	13451	
	92	65 Amps	MD,MI	75	13249	N13249
	75 Amps	MD,MI	75	13249	N13249	
<b>TALON</b>						
1.8L	94-93	65 Amps	MI	75	13332	
		75 Amps	MI	75	13332	
2.0L	98-95	w/Turbo, Canada	MI	90	13585	N13585
		w/Turbo, USA	MI	75	13586	N13586
		wo/Turbo, Canada	MI	90	13585	N13585
		wo/Turbo, USA	MI	90	13580	N13580
	94-92	w/AT	MD,MI	75	13249	N13249
		w/MT	MD,MI	75	13249	N13249
	91-90	Std, w/AT	MD,MI	75	13249	N13249
		Std, w/MT	MD,MI	75	13249	N13249
		Opt	MI	90	13289	N13289
<b>VISION</b>						
3.3L (201) V6	97-93		ND	90	13443	N13443
3.5L (215) V6	97-93		ND	90	13443	N13443
<b>VISTA</b>						
1.5L	93-92		MD,MI	75	14436	N14436
	91-90		MI	75	13434	
	89-88		MD,MI	75	14436	N14436
1.6L	90-88		MI	75	14709	
2.0L	92-89	Std	MD,MI	75	14436	N14436
		Opt	MD,MI	75	14436	N14436
<b>FERRARI</b>						
<b>308</b>						
2.9L	85-82	Exc Quattrovalvole Models	BO,MM	65	14057	
	81-80		BO,MM	65	14057	
<b>FIAT</b>						
<b>124 (EXC SPIDER)</b>						
1.2L	69-68		MM	45	13075	
1.4L	73-68		MM	45	13075	
1.6L	73-71		MM	45	13075	
1.8L	75-74		MM	45	13075	
<b>124 SPIDER</b>						
1.4L	71		MM	45	13075	
	70-68	w/Alternator	MM	45	13075	
1.6L	73-71		MM	45	13075	

# ALTERNATORS / ALTERNATEURS / ALTERNADORES

Liter Litre Litro	Year Année Año	Options Options Opciones	Mfg.	Amp	Reman	New Nouveau Nuevo
<b>FIAT - continued</b>						
<b>124 SPIDER - continued</b>						
1.8L	78-76	Bosch Unit Marelli Unit	BO,MM	65	14057	
	75-74		MM	45	13075	
2.0L	83		BO,MM	65	14057	
	82-79	Bosch Unit Marelli Unit	BO,MM	65	14057	
<b>128</b>						
1.1L	73-71	Marelli Unit	MM	45	14045	
1.3L	78	w/AC	MM	55	14295	
	77-75	w/AC	MM	60	13131	
		wo/AC	MM	45	14045	
	74-72	Marelli Unit	MM	45	14045	
<b>131</b>						
1.8L	78	Bosch Unit	BO,MM	65	14057	
		Marelli Unit	BO,MM	65	14057	
<b>2000 SPIDER (PININFARINA)</b>						
2.0L	84-83		BO,MM	65	14057	
<b>BRAVA</b>						
2.0L	81-79	Bosch Unit	BO,MM	65	14057	
		Marelli Unit	BO,MM	65	14057	
<b>STRADA</b>						
1.5L	82-81	wo/AC	BO,MM	65	14294	
	80-79	w/AC, Delco Unit	DR	85	7134-12	N7290-12
		w/AC, Marelli Unit wo/AC	MM	55	14295	
			BO,MM	65	14294	
<b>X-1/9</b>						
1.3L	78	w/AC	MM	55	14295	
	77-75	w/AC	MM	60	13131	
		wo/AC	MM	45	14045	
	74	Marelli Unit	MM	45	14045	
1.5L	84-83		BO	70	13236	
	82-81	wo/AC	BO,MM	65	14294	
	80-79	w/AC, Delco Unit	DR	85	7134-12	N7290-12
w/AC, Marelli Unit wo/AC		MM	55	14295		
			BO,MM	65	14294	
2.0L	84-83		BO	70	13236	
<b>FORD</b>						
CLOCK POSITIONS ON FORD ALTERNATORS ARE FOR "MOST OFTEN USED", BUT THE USER SHOULD BE AWARE THAT A DIFFERENT CLOCK POSITION MAY BE NECESSARY FOR PROPER INSTALLATION. ALSO, PULLEYS MAY NEED TO BE RE-USED OFF THE OLD UNIT FOR PROPER MATCH-UP.						
<b>AEROSTAR</b>						
CLOCK POSITIONS ARE "BEST INFORMATION AVAILABLE" - ALWAYS VERIFY WITH UNIT COMING OFF VEHICLE.						
2.3L (140) L4	87-86		FD	65	7716-2	N7735-2
2.8L (171) V6	86	w/2:00 Alt Plug	FD	65	7088-2	N7732-2
		w/10:00 Alt Plug	FD	65	7088-10	N7732-10
3.0L (182) V6	97-95		FD	95	7750	N7750
	94-92		FD	95	7749-3	N7749-3
	91-90	Std	FD	75	7735-2	N7735-2
		Opt	FD	80	7745-2	N7745-2
	89-86	w/2:00 Alt Plug, 65 Amps	FD	65	7716-2	N7735-2
w/2:00 Alt Plug, 80 Amps		FD	80	7745-2	N7745-2	
w/2:00 Alt Plug, 75 Amps		FD	75	7735-2	N7735-2	
w/10:00 Alt Plug		FD	75	7735-10	N7735-10	
4.0L (245) V6	97-92		FD	95	7750	N7750
	91-90		FD	80	7746-2	N7746-2

# ALTERNATORS / ALTERNATEURS / ALTERNADORES

Liter Litre Litro	Year Année Año	Options Options Opciones	Mfg.	Amp	Reman	New Nouveau Nuevo	
<b>FORD - continued</b>							
<b>ASPIRE</b>							
1.3L (81) L4	97-94		MD	60	13574		
<b>BRONCO</b>							
1. CLOCK POSITIONS ARE "BEST INFORMATION AVAILABLE" – ALWAYS VERIFY WITH UNIT COMING OFF VEHICLE.							
2. THE 7072-9 IS THE 70A VERSION OF THE 7705-9 (100A) ALTERNATOR.							
2.8L (170) L6	72-65		FD	55	7058		
3.3L (200) L6	74-73		FD	55	7058		
3.9L (240) L6	67		FD	55	7058		
4.7L (289) V8	68-66		FD	55	7058		
4.9L (300) L6	93-90		FD	75	7732-2	N7732-2	
	89-87	w/External Reg, w/Alt Plug	FD	70	7072-9	N7705-9	
		w/External Reg, wo/Alt Plug	FD	60	7078		
		w/Internal Reg, Adjusting Ear @ 10:00, Std	FD	65	7088-2	N7732-2	
		w/Internal Reg, Adjusting Ear @ 10:00, Opt	FD	75	7732-2	N7732-2	
		w/Internal Reg, Adjusting Ear @ 12:00	FD	65	7716-10	N7735-10	
	86	w/External Reg, w/Alt Plug	FD	70	7072-9	N7705-9	
		w/External Reg, wo/Alt Plug	FD	60	7078		
		w/Internal Reg, Adjusting Ear @ 10:00	FD	65	7088-2	N7732-2	
	85-80	w/Internal Reg, Adjusting Ear @ 12:00	FD	65	7716-10	N7735-10	
w/Alt Plug		FD	70	7072-9	N7705-9		
		wo/Alt Plug	FD	60	7078		
5.0L (302) V8	96-93		FD	95	7750	N7750	
	92-90		FD	75	7735-2	N7735-2	
	89-88	w/External Reg, w/Alt Plug	FD	70	7072-9	N7705-9	
		w/External Reg, wo/Alt Plug	FD	60	7078		
		w/Internal Reg, Adjusting Ear @ 10:00	FD	75	7732-2	N7732-2	
		w/Internal Reg, Adjusting Ear @ 12:00, w/2:00 Alt Plug, Std	FD	65	7716-2	N7735-2	
		w/Internal Reg, Adjusting Ear @ 12:00, w/2:00 Alt Plug, Opt	FD	75	7735-2	N7735-2	
		w/Internal Reg, Adjusting Ear @ 12:00, w/10:00 Alt Plug	FD	65	7716-10	N7735-10	
	87	w/External Reg, w/Alt Plug	FD	70	7072-9	N7705-9	
		w/External Reg, wo/Alt Plug, 1-Groove Pulley	FD	60	7078		
		w/External Reg, wo/Alt Plug, 2-Groove Pulley	FD	60	7078		
		w/Internal Reg, Adjusting Ear @ 10:00	FD	75	7732-2	N7732-2	
		w/Internal Reg, Adjusting Ear @ 12:00, w/2:00 Alt Plug, Std	FD	65	7716-2	N7735-2	
		w/Internal Reg, Adjusting Ear @ 12:00, w/2:00 Alt Plug, Opt	FD	75	7735-2	N7735-2	
	86	w/Internal Reg, Adjusting Ear @ 12:00, w/10:00 Alt Plug	FD	65	7716-10	N7735-10	
		w/External Reg, w/Alt Plug	FD	70	7072-9	N7705-9	
		w/External Reg, wo/Alt Plug, 1-Groove Pulley	FD	60	7078		
		w/External Reg, wo/Alt Plug, 2-Groove Pulley	FD	60	7078		
		w/Internal Reg	FD	65	7716-10	N7735-10	
85-80	w/Alt Plug	FD	70	7072-9	N7705-9		
	wo/Alt Plug, 1-Groove Pulley	FD	60	7078			
	wo/Alt Plug, 2-Groove Pulley	FD	60	7078			
77-73	1-Groove Pulley	FD	60	7078			
	2-Groove Pulley	FD	60	7078			
72-69		FD	55	7058			
5.8L (351) V8	96-93		FD	95	7750	N7750	
	92-90		FD	75	7735-2	N7735-2	
	89-88	w/External Reg, w/Alt Plug	FD	70	7072-9	N7705-9	
		w/External Reg, wo/Alt Plug	FD	60	7078		
		w/Internal Reg, Adjusting Ear @ 10:00	FD	75	7732-2	N7732-2	
		w/Internal Reg, Adjusting Ear @ 12:00	FD	65	7716-10	N7735-10	
	87-86	w/External Reg, w/Alt Plug	FD	70	7072-9	N7705-9	
		w/External Reg, wo/Alt Plug, 1-Groove Pulley	FD	60	7078		
		w/External Reg, wo/Alt Plug, 2-Groove Pulley	FD	60	7078		
			w/Internal Reg	FD	65	7716-10	N7735-10
	85-80	w/Alt Plug	FD	70	7072-9	N7705-9	
wo/Alt Plug, 1-Groove Pulley		FD	60	7078			
wo/Alt Plug, 2-Groove Pulley		FD	60	7078			

## ALTERNATORS / ALTERNATEURS / ALTERNADORES

Liter Litre Litro	Year Année Año	Options Options Opciones	Mfg.	Amp	Reman	New Nouveau Nuevo
<b>FORD - continued</b>						
<b>BRONCO - continued</b>						
5.8L (351) V8	79-78	1-Groove Pulley	FD	60	7078	
		2-Groove Pulley	FD	60	7078	
6.6L (400) V8	79-78	1-Groove Pulley	FD	60	7078	
		2-Groove Pulley	FD	60	7078	
<b>BRONCO II</b>						
2.8L (171) V6	85-84		FD	60	7078	
2.9L (177) V6	90	Std, 65 Amps	FD	65	7088-2	N7732-2
		Opt, 75 Amps	FD	75	7732-2	N7732-2
		Opt, 80 Amps	FD	80	7744-2	N7744-2
	89-87	w/External Reg	FD	60	7078	
		w/Internal Reg, Adjusting Ear @ 10:00, Std	FD	65	7088-2	N7732-2
		w/Internal Reg, Adjusting Ear @ 10:00, Opt	FD	80	7744-2	N7744-2
		w/Internal Reg, Adjusting Ear @ 12:00	FD	65	7716-2	N7735-2
	86	w/External Reg	FD	60	7078	
		w/Internal Reg, Adjusting Ear @ 10:00	FD	65	7088-2	N7732-2
		w/Internal Reg, Adjusting Ear @ 12:00	FD	65	7716-2	N7735-2
<b>CLUB</b>						
2.8L (170) L6	67	Std	FD	55	7058	
		Opt HD	FD	65	7068	
	66-65		FD	55	7058	
3.7L (223) L6	64-59	w/Generator	FD	30	5838	
4.3L (260) V8	64-63	w/Generator	FD	30	5838	
4.7L (289) V8	64-63		FD	55	7058	
4.8L (292) V8	62-59	w/Generator	FD	30	5838	
5.8L (352) V8	64-59	w/Generator	FD	30	5838	
6.4L (390) V8	64-62	w/Generator	FD	30	5838	
<b>CLUB WAGON (CAR) - SEE CLUB</b>						
<b>CONTOUR</b>						
<p><i>THE 8309 USES REGULATOR #XS7U-10C359-AC WHILE THE LATER UNIT (8250) USES REGULATOR #XS7U-10C359-BA.            THE 8250 REGULATOR IS EQUIPPED WITH ALFF (ALTERNATOR LOAD FEED FORWARD). THE ALFF SENSES THE LOAD NEEDED            FOR THE SYSTEM AND SENDS FEEDBACK TO THE PCM WHICH THEN ADJUSTS THE IDLE, AS NECESSARY, TO MATCH THE            LOAD. THE UNITS SHOULD NOT BE USED IN PLACE OF EACH OTHER, AS DRIVEABILITY WILL BE AFFECTED.</i></p>						
2.0L (121) L4	00-99		FD	105	8250	N8250
	98	From 2/1998	FD	105	8309	N8309
		To 2/1998	FD	130	7792	N7792
	97-95		FD	130	7774	N7774
2.5L (155) V6	00-95		FD	130	7775	N7775
<b>CORTINA</b>						
1.6L	72-71	w/Alternator, Adjusting Ear @ 2:00	LU	34	14029	
		w/Alternator, Adjusting Ear @ 10:00	LU	36	14030	
		w/Generator	LU	25	15017	
	70-67	w/Generator	LU	25	15017	
<b>COUNTRY SEDAN</b>						
2.8L (170) L6	67-66		FD	55	7058	
	65-64	w/Alternator	FD	55	7058	
3.3L (200) L6	67-66		FD	55	7058	
	65	w/Alternator	FD	55	7058	
3.7L (223) L6	64-59	w/Generator	FD	30	5838	
3.9L (240) L6	70-65		FD	55	7058	
4.3L (260) V8	65		FD	55	7058	
	64-63	w/Generator	FD	30	5838	
4.7L (289) V8	67-63		FD	55	7058	
4.8L (292) V8	62-59	w/Generator	FD	30	5838	
5.0L (302) V8	72	w/Alt Plug	FD	70	7072-9	N7705-9
		wo/Alt Plug	FD	55	7058	
	71		FD	55	7058	

## ALTERNATORS / ALTERNATEURS / ALTERNADORES

Liter Litre Litro	Year Année Año	Options Options Opciones	Mfg.	Amp	Reman	New Nouveau Nuevo
<b>FORD - continued</b>						
<b>COUNTRY SEDAN - continued</b>						
5.0L (302) V8	70	w/Alt Plug wo/Alt Plug	FD	70	7072-9	N7705-9
	69-68		FD	55	7058	
5.4L (332) V8	59	Std	FD	30	5838	
5.8L (351) V8	74-73	w/Alt Plug, Std w/Alt Plug, Opt wo/Alt Plug	FD	70	7072-9	N7705-9
	72-69		FD	100	7705-9	N7705-9
5.8L (352) V8	67-65		FD	60	7078	
	64	w/Alternator w/Generator	FD	55	7058	
	63-59	w/Generator	FD	30	5838	
6.4L (390) V8	71-67	Std Opt HD	FD	55	7058	
	66-65		FD	65	7068	
	64-62	w/Generator	FD	55	7058	
6.6L (400) V8	71-67		FD	30	5838	
	74-71	w/Alt Plug, Std w/Alt Plug, Opt wo/Alt Plug	FD	70	7072-9	N7705-9
			FD	100	7705-9	N7705-9
7.0L (427) V8	68-67	Std Opt HD	FD	60	7078	
	66-65		FD	55	7058	
7.0L (428) V8	70-67	Std Opt HD	FD	55	7058	
	66		FD	65	7068	
7.0L (429) V8	71-69		FD	55	7058	
	73-72	w/Alt Plug wo/Alt Plug	FD	55	7058	
			FD	60	7078	N7705-9
7.5L (460) V8	71-69	Std Opt HD	FD	70	7072-9	N7705-9
			FD	65	7068	
	74-72	w/Alt Plug, Std w/Alt Plug, Opt wo/Alt Plug	FD	70	7072-9	N7705-9
			FD	100	7705-9	N7705-9
			FD	60	7078	
<b>COUNTRY SQUIRE</b>						
2.8L (170) L6	67-66	Std Opt HD	FD	55	7058	
			FD	65	7068	
	65	w/Alternator, Std w/Alternator, Opt HD	FD	55	7058	
	64	w/Alternator	FD	65	7068	
3.3L (200) L6	67-66		FD	55	7058	
	65	w/Alternator	FD	55	7058	
3.7L (223) L6	64-59	w/Generator	FD	30	5838	
3.9L (240) L6	67-65		FD	55	7058	
4.3L (260) V8	64-63	w/Generator	FD	30	5838	
4.7L (289) V8	67-63		FD	55	7058	
4.8L (292) V8	62-59	w/Generator	FD	30	5838	
5.0L (302) V8	91-87	w/External Reg w/Internal Reg	FD	100	7705-12	N7705-12
			FD	65	7716-10	N7735-10
	79	w/Alt Plug, Std w/Alt Plug, Opt wo/Alt Plug	FD	70	7072-9	N7705-9
	72-68		FD	100	7705-9	N7705-9
5.4L (332) V8	60		FD	60	7078	
5.8L (351) V8	59	Std	FD	55	7058	
	87	w/External Reg w/Internal Reg	FD	30	5838	
	82	w/Alt Plug wo/Alt Plug	FD	100	7705-12	N7705-12
			FD	65	7716-10	N7735-10
			FD	100	7705-9	N7705-9
			FD	60	7078	

## ALTERNATORS / ALTERNATEURS / ALTERNADORES

Liter Litre Litro	Year Année Año	Options Options Opciones	Mfg.	Amp	Reman	New Nouveau Nuevo	
<b>FORD - continued</b>							
<b>COUNTRY SQUIRE - continued</b>							
5.8L (351) V8	79-73	w/Alt Plug, Std	FD	70	7072-9	N7705-9	
		w/Alt Plug, Opt	FD	100	7705-9	N7705-9	
		wo/Alt Plug	FD	60	7078		
	72-69		FD	55	7058		
5.8L (352) V8	67-65		FD	55	7058		
		64	w/Alternator	FD	55	7058	
			w/Generator	FD	30	5838	
	63-59	w/Generator	FD	30	5838		
6.4L (390) V8	71-65	Std	FD	55	7058		
		Opt HD	FD	65	7068		
		64-62	w/Generator	FD	30	5838	
6.6L (400) V8	76-71	w/Alt Plug, Std	FD	70	7072-9	N7705-9	
		w/Alt Plug, Opt	FD	100	7705-9	N7705-9	
		wo/Alt Plug	FD	60	7078		
7.0L (427) V8	68-67	Std	FD	55	7058		
		Opt HD	FD	65	7068		
	66		FD	55	7058		
	65	Std	FD	55	7058		
		Opt HD	FD	65	7068		
	64		FD	55	7058		
7.0L (428) V8	70-67	Std	FD	55	7058		
		Opt HD	FD	65	7068		
		66		FD	55	7058	
7.0L (429) V8	73-72	w/Alt Plug	FD	70	7072-9	N7705-9	
		wo/Alt Plug	FD	55	7058		
	71-69	Std	FD	55	7058		
		Opt HD	FD	65	7068		
7.5L (460) V8	76-72	w/Alt Plug, Std	FD	70	7072-9	N7705-9	
		w/Alt Plug, Opt	FD	100	7705-9	N7705-9	
		wo/Alt Plug	FD	60	7078		
<b>COURIER</b>							
1.8L (110) L4	78-72		MI	35	14194		
2.0L (122) L4	82		MI	35	14597		
	81-79		MI	35	14194		
2.3L (140) L4	82		MI	35	14597		
	81-77		MI	35	14194		
<b>COURIER SEDAN DELIVERY</b>							
3.7L (223) L6	60-59		FD	30	5838		
4.8L (292) V8	57	Std	FD	30	5838		
<b>CROWN VICTORIA</b>							
4.6L (281) V8	11		ND	155	11432		
	10-09	Exc Police	ND	155	11432		
		Police	MI	200	11543	N11543	
	08-07	Ford Unit	FD	135	8472	N8472	
		Mitsubishi Unit	MI	200	11543	N11543	
	06	Exc Limousine or Police	FD	135	8472	N8472	
		Limousine or Police	MI	190	11026	N11026	
	05-04	Exc Limousine or Police	FD	130	8313	N8313	
		Limousine or Police	MI	190	11026	N11026	
	03	Exc Police	FD	130	8313	N8313	
		Police	FD	135	8315	N8315	
02-01	Exc Police	FD	130	7773	N7773		
	Police	FD	135	7795	N7795		
00	Exc Police, w/Natural Gas	FD	130	7781	N7781		
	Exc Police, wo/Natural Gas	FD	130	7773	N7773		
	Police	FD	135	7795	N7795		

## ALTERNATORS / ALTERNATEURS / ALTERNADORES

Liter Litre Litro	Year Année Año	Options Options Opciones	Mfg.	Amp	Reman	New Nouveau Nuevo
<b>FORD - continued</b>						
<b>CROWN VICTORIA - continued</b>						
4.6L (281) V8	99	Exc Police, w/Natural Gas	FD	130	7781	N7781
		Exc Police, wo/Natural Gas	FD	130	7773	N7773
		Police, w/D Shaped Alt Plug	FD	130	7776	N7776
		Police, w/Oval Alt Plug	FD	135	7795	N7795
	98	Exc Police, w/Natural Gas	FD	130	7781	N7781
		Exc Police, wo/Natural Gas, w/D Shaped Alt Plug	FD	130	7776	N7776
		Exc Police, wo/Natural Gas, w/Oval Alt Plug	FD	135	7795	N7795
		Police, w/D Shaped Alt Plug	FD	130	7776	N7776
		Police, w/Oval Alt Plug	FD	135	7795	N7795
	97	w/Natural Gas	FD	130	7781	N7781
		wo/Natural Gas, w/D Shaped Alt Plug	FD	130	7776	N7776
		wo/Natural Gas, w/Oval Alt Plug	FD	135	7795	N7795
	96	w/Natural Gas	FD	130	7781	N7781
		wo/Natural Gas	FD	130	7776	N7776
	95	Exc Police, w/Natural Gas	FD	130	7781	N7781
		Exc Police, wo/Natural Gas	FD	130	7776	N7776
		Police	FD	130	7784	N7784
	94-93	Exc Police, Std	FD	95	7753	N7753
		Exc Police, Opt	FD	130	7764	N7764
		Police	FD	130	7784	N7784
	92	Std, 6-Groove Pulley	FD	95	7753	N7753
Std, 7-Groove Pulley		FD	95	7753	N7753	
Opt		FD	130	7764	N7764	
5.0L (302) V8	91-87	w/External Reg	FD	100	7705-12	N7705-12
		w/Internal Reg	FD	65	7716-10	N7735-10
5.8L (351) V8	91-87		FD	100	7705-12	N7705-12
<b>CUSTOM</b>						
3.7L (223) L6	64	w/Generator	FD	30	5838	
	59	w/Generator	FD	30	5838	
3.9L (240) L6	72-65		FD	55	7058	
4.3L (260) V8	65		FD	55	7058	
	64-62	w/Generator	FD	30	5838	
4.7L (289) V8	67-65		FD	55	7058	
	64	w/Alternator w/Generator	FD FD	55 30	7058 5838	
4.8L (292) V8	59	w/Generator	FD	30	5838	
5.0L (302) V8	72-68		FD	55	7058	
5.4L (332) V8	59	Std	FD	30	5838	
5.8L (351) V8	77-73	w/Alt Plug, Std	FD	70	7072-9	N7705-9
		w/Alt Plug, Opt	FD	100	7705-9	N7705-9
		wo/Alt Plug	FD	60	7078	
72-69		FD	55	7058		
5.8L (352) V8	66-65		FD	55	7058	
	64-62	w/Generator	FD	30	5838	
	60		FD	30	5838	
	59	w/Generator	FD	30	5838	
6.4L (390) V8	71-65	Std	FD	55	7058	
		Opt HD	FD	65	7068	
	64-62	w/Generator	FD	30	5838	
6.6L (400) V8	77-71	w/Alt Plug, Std	FD	70	7072-9	N7705-9
		w/Alt Plug, Opt	FD	100	7705-9	N7705-9
		wo/Alt Plug	FD	60	7078	
6.6L (406) V8	64-62	w/Generator	FD	30	5838	
7.0L (427) V8	68-66	Std	FD	55	7058	
		Opt HD	FD	65	7068	
65		FD	55	7058		
7.0L (428) V8	70-66	Std	FD	55	7058	
		Opt HD	FD	65	7068	



## ALTERNATORS / ALTERNATEURS / ALTERNADORES

Liter Litre Litro	Year Année Año	Options Options Opciones	Mfg.	Amp	Reman	New Nouveau Nuevo
<b>FORD - continued</b>						
<b>CUSTOM - continued</b>						
7.0L (429) V8	73-72	w/Alt Plug wo/Alt Plug	FD	70	7072-9	N7705-9
			FD	60	7078	
	71-69	Std	FD	55	7058	
		Opt HD	FD	65	7068	
7.5L (460) V8	76-73	w/Alt Plug, Std	FD	70	7072-9	N7705-9
		w/Alt Plug, Opt	FD	100	7705-9	N7705-9
		wo/Alt Plug	FD	60	7078	
<b>CUSTOM 300 / 500 - SEE CUSTOM</b>						
<b>E-SERIES VANS</b>						
CARE MUST BE TAKEN WHEN REPLACING ALTERNATORS ON LATE MODEL FORD TRUCKS. THE 7744-2, 7755-3 AND 7756-3 ARE ALL DIFFERENT IN SIZE AND BOLT PATTERN. THEY WILL NOT INTERCHANGE.						
1. CLOCK POSITIONS ARE "BEST INFORMATION AVAILABLE" - ALWAYS VERIFY WITH UNIT COMING OFF VEHICLE.						
2. THE 7072-9 IS THE 70A VERSION OF THE 7705-9 (100A) ALTERNATOR.						
3. PULLEYS VARY WITH OPTIONS, BUT ARE TRANSFERRABLE BETWEEN UNITS WITH THE SAME PART NUMBER.						
2.4L (144) L6	66-65		FD	55	7058	
2.8L (170) L6	71-65	Std	FD	55	7058	
		Opt HD	FD	65	7068	
3.9L (240) L6	74-72	1-Groove Pulley 2-Groove Pulley	FD	60	7078	
			FD	60	7078	
	71-65		FD	55	7058	
4.2L (256) V6	03-97	Std	FD	95	7750	N7750
		Opt	FD	130	7768	N7768
4.6L (281) V8	12	Mitsubishi Unit	MI	120	11274	
	11-10	Mitsubishi Unit	MI	120	11274	
		NDenso Unit	ND	155	11432	
	09	Mitsubishi Unit	MI	120	11274	
		NDenso Unit, Std NDenso Unit, Opt	ND	155 195	11432 11434	
	08-07	w/D Shaped Alt Plug	FD	130	7764	N7764
		w/Oval Alt Plug	FD	135	8473	N8473
	06-04	w/D Shaped Alt Plug, w/Battery Post Extention	FD	95	7790	N7790
		w/D Shaped Alt Plug, wo/Battery Post Extention	FD	130	7764	N7764
		w/Oval Alt Plug	FD	135	8473	N8473
03-02	Std	FD	95	7790	N7790	
	Opt	FD	130	7776	N7776	
01-97	Std	FD	95	7790	N7790	
	Opt	FD	130	7791	N7791	
4.9L (300) L6	96-92	Std	FD	95	7755-3	N7755-3
		Opt	FD	130	7756-3	N7756-3
	91-90	w/3:00 Alt Plug	FD	100	7705-3	N7705-3
		w/12:00 Alt Plug	FD	70	7072-12	N7705-12
	89-87	w/External Reg, w/3:00 Alt Plug, Std	FD	70	7072-3	N7705-3
		w/External Reg, w/3:00 Alt Plug, Opt	FD	100	7705-3	N7705-3
		w/External Reg, w/12:00 Alt Plug	FD	100	7705-12	N7705-12
		w/External Reg, wo/Alt Plug	FD	60	7078	
		w/Internal Reg	FD	65	7716-10	N7735-10
	86	w/External Reg, w/9:00 Alt Plug	FD	70	7072-9	N7705-9
		w/External Reg, w/12:00 Alt Plug	FD	100	7705-12	N7705-12
		w/External Reg, wo/Alt Plug	FD	60	7078	
		w/Internal Reg	FD	65	7716-10	N7735-10
85-79	w/9:00 Alt Plug	FD	70	7072-9	N7705-9	
	w/12:00 Alt Plug	FD	100	7705-12	N7705-12	
	wo/Alt Plug	FD	60	7078		
78-77	w/Alt Plug, Std	FD	70	7072-9	N7705-9	
	w/Alt Plug, Opt	FD	100	7705-9	N7705-9	
	wo/Alt Plug	FD	60	7078		

## ALTERNATORS / ALTERNATEURS / ALTERNADORES

Liter Litre Litro	Year Année Año	Options Options Opciones	Mfg.	Amp	Reman	New Nouveau Nuevo
<b>FORD - continued</b>						
<b>E-SERIES VANS - continued</b>						
4.9L (300) L6	76-72	1-Groove Pulley	FD	60	7078	
		2-Groove Pulley	FD	60	7078	
5.0L (302) V8	96-93	Std	FD	95	7750	N7750
		Opt	FD	130	7768	N7768
	92	Std	FD	95	7749-3	N7749-3
		Opt	FD	130	7756-3	N7756-3
	91	w/External Reg, Std	FD	70	7072-3	N7705-3
		w/External Reg, Opt	FD	100	7705-3	N7705-3
		w/Internal Reg	FD	75	7735-2	N7735-2
	90	w/External Reg, Std	FD	70	7072-3	N7705-3
		w/External Reg, Opt	FD	100	7705-3	N7705-3
		w/Internal Reg, Std	FD	65	7716-2	N7735-2
		w/Internal Reg, Opt	FD	75	7735-2	N7735-2
	89-87	w/External Reg, w/9:00 Alt Plug	FD	70	7072-9	N7705-9
		w/External Reg, w/12:00 Alt Plug	FD	100	7705-12	N7705-12
		w/External Reg, wo/Alt Plug	FD	60	7078	
		w/Internal Reg, Std	FD	65	7716-10	N7735-10
w/Internal Reg, Opt		FD	75	7735-10	N7735-10	
86	w/External Reg, w/9:00 Alt Plug	FD	70	7072-9	N7705-9	
	w/External Reg, w/12:00 Alt Plug	FD	100	7705-12	N7705-12	
	w/External Reg, wo/Alt Plug, 1-Groove Pulley	FD	60	7078		
	w/External Reg, wo/Alt Plug, 2-Groove Pulley	FD	60	7078		
	w/Internal Reg	FD	65	7716-10	N7735-10	
85-79	w/9:00 Alt Plug	FD	70	7072-9	N7705-9	
	w/12:00 Alt Plug	FD	100	7705-12	N7705-12	
	wo/Alt Plug, 1-Groove Pulley	FD	60	7078		
	wo/Alt Plug, 2-Groove Pulley	FD	60	7078		
75	1-Groove Pulley	FD	60	7078		
	2-Groove Pulley	FD	60	7078		
74-72	Std, 1-Groove Pulley	FD	60	7078		
	Std, 2-Groove Pulley	FD	60	7078		
	Opt HD	FD	90	7069		
71-68		FD	55	7058		
5.4L (330) V8	12-10	Mitsubishi Unit	MI	120	11274	
		NDenso Unit	ND	155	11432	
	09	Mitsubishi Unit	MI	120	11274	
		NDenso Unit, Std	ND	155	11432	
		NDenso Unit, Opt	ND	195	11434	
	08-07	w/D Shaped Alt Plug	FD	130	7764	N7764
		w/Oval Alt Plug	FD	135	8473	N8473
	06-04	w/D Shaped Alt Plug, w/Battery Post Extention	FD	95	7790	N7790
		w/D Shaped Alt Plug, wo/Battery Post Extention	FD	130	7764	N7764
		w/Oval Alt Plug	FD	135	8473	N8473
03-02	Std	FD	95	7790	N7790	
	Opt	FD	130	7776	N7776	
01-97	Std	FD	95	7790	N7790	
	Opt	FD	130	7791	N7791	
5.8L (351) V8	96-93	Std	FD	95	7750	N7750
		Opt	FD	130	7768	N7768
	92	Std	FD	95	7749-3	N7749-3
		Opt	FD	130	7756-3	N7756-3
	91	w/External Reg, Std	FD	70	7072-3	N7705-3
		w/External Reg, Opt	FD	100	7705-3	N7705-3
		w/Internal Reg	FD	75	7735-2	N7735-2
	90	w/External Reg, Std	FD	70	7072-3	N7705-3
		w/External Reg, Opt	FD	100	7705-3	N7705-3
		w/Internal Reg, Std	FD	65	7716-2	N7735-2
w/Internal Reg, Opt		FD	75	7735-2	N7735-2	

# ALTERNATORS / ALTERNATEURS / ALTERNADORES

Liter Litre Litro	Year Année Año	Options Options Opciones	Mfg.	Amp	Reman	New Nouveau Nuevo
<b>FORD - continued</b>						
<b>E-SERIES VANS - continued</b>						
5.8L (351) V8	89-88	w/External Reg, w/9:00 Alt Plug	FD	70	7072-9	N7705-9
		w/External Reg, w/12:00 Alt Plug	FD	100	7705-12	N7705-12
		w/External Reg, wo/Alt Plug	FD	60	7078	
		w/Internal Reg, Std	FD	65	7716-10	N7735-10
	87-86	w/External Reg, w/9:00 Alt Plug	FD	70	7072-9	N7705-9
		w/External Reg, w/12:00 Alt Plug	FD	100	7705-12	N7705-12
		w/External Reg, wo/Alt Plug, 1-Groove Pulley	FD	60	7078	
		w/External Reg, wo/Alt Plug, 2-Groove Pulley	FD	60	7078	
	85-79	w/9:00 Alt Plug	FD	70	7072-9	N7705-9
		w/12:00 Alt Plug	FD	100	7705-12	N7705-12
		wo/Alt Plug, 1-Groove Pulley	FD	60	7078	
		wo/Alt Plug, 2-Groove Pulley	FD	60	7078	
	78-75	w/Alt Plug, Std	FD	70	7072-9	N7705-9
		w/Alt Plug, Opt	FD	100	7705-9	N7705-9
		wo/Alt Plug, 1-Groove Pulley	FD	60	7078	
		wo/Alt Plug, 2-Groove Pulley	FD	60	7078	
6.0L (363) V8 (Diesel)	10-09	Exc Dual Alt System, 110 Amps	FD	110	8445	N8445
		Exc Dual Alt System, 140 Amps	FD	135	8307	N8307
		Dual Alt System, Bottom Unit	FD	120	8477	
		Dual Alt System, Top Unit	FD	135	8307	N8307
	08-06	Exc Dual Alt System	FD	110	8445	N8445
		Dual Alt System, Bottom Unit	FD	120	8477	
		Dual Alt System, Top Unit	FD	135	8307	N8307
	05	Exc Dual Alt System, From 7/20/04	FD	110	8445	N8445
		Exc Dual Alt System, To 7/20/04	FD	110	8306	N8306
		Dual Alt System, Bottom Unit	FD	110	8308	N8308
		Dual Alt System, Top Unit	FD	135	8307	N8307
	04	Exc Dual Alt System	FD	110	8306	N8306
Dual Alt System, Bottom Unit		FD	110	8308	N8308	
Dual Alt System, Top Unit		FD	135	8307	N8307	
6.6L (400) V8	82-80	w/9:00 Alt Plug	FD	70	7072-9	N7705-9
		w/12:00 Alt Plug	FD	100	7705-12	N7705-12
		wo/Alt Plug, 1-Groove Pulley	FD	60	7078	
		wo/Alt Plug, 2-Groove Pulley	FD	60	7078	
6.8L (415) V10	12-10	Mitsubishi Unit	MI	120	11274	
		NDenso Unit, Std	ND	155	11432	
	09	Mitsubishi Unit	MI	120	11274	
		NDenso Unit, Std	ND	155	11432	
		NDenso Unit, Opt	ND	195	11434	
	08-07	w/D Shaped Alt Plug	FD	130	7764	N7764
		w/Oval Alt Plug	FD	135	8473	N8473
	06-04	w/D Shaped Alt Plug, w/Battery Post Extention	FD	95	7790	N7790
		w/D Shaped Alt Plug, wo/Battery Post Extention	FD	130	7764	N7764
		w/Oval Alt Plug	FD	135	8473	N8473
	03-02	Std	FD	95	7790	N7790
Opt		FD	130	7776	N7776	
01-97	Std	FD	95	7790	N7790	
	Opt	FD	130	7791	N7791	
6.9L (420) V8 (Diesel)	87-86	w/External Reg, w/9:00 Alt Plug	FD	70	7072-9	N7705-9
		w/External Reg, w/12:00 Alt Plug	FD	100	7705-12	N7705-12
		w/External Reg, wo/Alt Plug	FD	60	7078	
		w/Internal Reg	FD	65	7716-10	N7735-10
	85-83	w/9:00 Alt Plug	FD	70	7072-9	N7705-9
		w/12:00 Alt Plug	FD	100	7705-12	N7705-12
		wo/Alt Plug	FD	60	7078	

## ALTERNATORS / ALTERNATEURS / ALTERNADORES

Liter Litre Litro	Year Année Año	Options Options Opciones	Mfg.	Amp	Reman	New Nouveau Nuevo
<b>FORD - continued</b>						
<b>E-SERIES VANS - continued</b>						
<i>1999-03 7.3L E-SERIES VANS CONVERTED FOR AMBULANCE USE ARE EQUIPPED WITH TWIN ALTERNATORS (PART #s 7797 &amp; 7798).</i>						
7.3L (445) V8 (Diesel)	03-99	w/Ambulance Pkg, Bottom Unit	FD	110	7798	N7798
		w/Ambulance Pkg, Top Unit	FD	110	7797	N7797
		wo/Ambulance Pkg	FD	130	7768	N7768
	98-95	Leece Neville Unit, OE # 7706AA	LN	165	7763	
		Leece Neville Unit, OE # 7706JA	LN	165	7767	
		Leece Neville Unit, OE # 7711JA	LN	165	7772	
		Mitsubishi Unit	MI	215	12075	
		Motorcraft Unit	FD	130	7768	
	94-93	Leece Neville Unit, OE # 7706AA	LN	165	7763	
		Leece Neville Unit, OE # 7706JA	LN	165	7767	
		Leece Neville Unit, OE # 7711JA	LN	165	7772	
		Motorcraft Unit	FD	130	7768	
	92	Ford Unit, 2-Groove Pulley	FD	130	7756-3	N7756-3
		Ford Unit, 6-Groove Pulley	FD	130	7768	
		Leece Neville Unit, OE # 7706AA	LN	165	7763	N7768
		Leece Neville Unit, OE # 7706JA	LN	165	7767	
		Leece Neville Unit, OE # 7711JA	LN	165	7772	
	91-90	Ford Unit	FD	100	7705-3	N7705-3
Leece Neville Unit, OE # 7706AA		LN	165	7763		
Leece Neville Unit, OE # 7706JA		LN	165	7767		
89-88	Ford Unit, w/External Reg, w/9:00 Alt Plug	FD	70	7072-9	N7705-9	
	Ford Unit, w/External Reg, w/12:00 Alt Plug	FD	100	7705-12		
	Ford Unit, w/Internal Reg	FD	65	7716-10	N7735-10	
	Leece Neville Unit, OE # 7706AA	LN	165	7763		
	Leece Neville Unit, OE # 7706JA	LN	165	7767		
7.5L (460) V8	96-92	Std	FD	95	7749-3	N7749-3
		Opt	FD	130	7756-3	N7756-3
	91	w/External Reg	FD	100	7705-3	N7705-3
		w/Internal Reg	FD	75	7735-2	
	90	w/External Reg	FD	100	7705-3	N7705-3
		w/Internal Reg, Std	FD	65	7716-2	
		w/Internal Reg, Opt	FD	75	7735-2	
	89-88	w/External Reg, w/9:00 Alt Plug	FD	70	7072-9	N7705-9
		w/External Reg, w/12:00 Alt Plug	FD	100	7705-12	
		w/External Reg, wo/Alt Plug	FD	60	7078	N7705-12
		w/Internal Reg, Std	FD	65	7716-10	
		w/Internal Reg, Opt	FD	75	7735-10	
	87-86	w/External Reg, w/9:00 Alt Plug	FD	70	7072-9	N7705-9
		w/External Reg, w/12:00 Alt Plug	FD	100	7705-12	
		w/External Reg, wo/Alt Plug, 1-Groove Pulley	FD	60	7078	N7705-12
		w/External Reg, wo/Alt Plug, 2-Groove Pulley	FD	60	7078	
		w/Internal Reg	FD	65	7716-10	
	85-79	w/9:00 Alt Plug	FD	70	7072-9	N7705-9
w/12:00 Alt Plug		FD	100	7705-12		
wo/Alt Plug, 1-Groove Pulley		FD	60	7078	N7705-12	
wo/Alt Plug, 2-Groove Pulley		FD	60	7078		
78-75	w/Alt Plug, Std	FD	70	7072-9	N7705-9	
	w/Alt Plug, Opt	FD	100	7705-9		
	wo/Alt Plug, 1-Groove Pulley	FD	60	7078	N7705-9	
	wo/Alt Plug, 2-Groove Pulley	FD	60	7078		
<b>EDGE</b>						
3.5L (213) V6	12-10		MI	150	11273	
	09-07		MI	150	11268	
3.7L (227) V6	12-11		MI	175	11271	

## ALTERNATORS / ALTERNATEURS / ALTERNADORES

Liter Litre Litro	Year Année Año	Options Options Opciones	Mfg.	Amp	Reman	New Nouveau Nuevo
<b>FORD - continued</b>						
<b>ESCAPE</b>						
2.0L (122) L4	04-01		FD	110	8264	N8264
2.3L (140) L4	08		MI	150	11269	
	07-05	w/AT	FD	130	8405	N8405
		w/MT	FD	130	8404	N8404
2.5L (152) L4	12-09		MI	150	11272	
3.0L (182) V6	09-08		MI	150	11270	
	07		FD	130	8474	
	06	From 12/5/05 To 12/5/05	FD	130	8474	
			FD	130	8403	N8403
	05		FD	130	8403	N8403
04-01		FD	110	8259	N8259	
<b>ESCORT</b>						
1.6L (98) L4	85-84		FD	60	7083	
	83-81	w/AC	FD	60	7083	
		wo/AC	FD	60	7078	
1.8L (112) L4	96-92		MI	65	13350	N13350
	91	From 11/1990 To 11/1990	MI	65	13350	N13350
			MI	65	13314	
1.9L (116) L4	96-91		FD	75	7751	N7760
	90-89	w/AC	FD	75	7732-10	N7732-10
		wo/AC	FD	65	7088-10	N7732-10
		Opt HD	FD	80	7744-10	
88-85	w/AC wo/AC	FD	75	7732-10	N7732-10	
		FD	65	7088-10	N7732-10	
2.0L (121) L4	03		FD	95	7794	N7794
	02-98	Exc ZX2 Models, Std Exc ZX2 Models, Opt ZX2 Models	FD	75	7793	N7793
			FD	95	7750	N7750
			FD	95	7794	N7794
97		FD	75	7793	N7793	
2.0L (121) L4 (Diesel)	87-86		FD	65	7088-10	N7732-10
	85-84		FD	60	7083	
<b>EXCURSION</b>						
<i>THE 8316 LOOKS JUST LIKE THE 7796 EXCEPT THE 8316 USES A RECTIFIER WITH AVALANCHE DIODES WHILE THE 7796 DOES NOT. BECAUSE FORD CHANGED THE CIRCUITS IN THE 2002 MODELS TO REMOVE PROTECTION FROM OTHER ELECTRICAL DEVICES IN THE TRUCKS IT IS CRITICAL THAT THE AVALANCHE FEATURE BE PRESENT. THE 8316 CAN REPLACE THE 7796, BUT THE 7796 SHOULD NOT REPLACE THE 8316.</i>						
5.4L (330) V8	05-02		FD	110	8310	N8310
	01-00		FD	130	7764	N7764
6.0L (363) V8 (Diesel)	05	From 9/14/04 To 9/14/04	FD	110	8479	N8479
			FD	110	8306	N8306
	04-03		FD	110	8306	N8306
6.8L (415) V10	05-02		FD	110	8310	N8310
	01-00		FD	130	7764	N7764
7.3L (445) V8 (Diesel)	03-02		FD	110	8316	N8316
	01-00		FD	110	7796	N7796
<b>EXP</b>						
1.6L (98) L4	85-84		FD	60	7083	
	83-81	w/AC	FD	60	7083	
		wo/AC	FD	60	7078	
1.9L (116) L4	88-85	w/AC	FD	75	7732-10	N7732-10
		wo/AC	FD	65	7088-10	N7732-10
<b>EXPEDITION</b>						
4.6L (281) V8	04-03	Std Opt	FD	110	8305	N8305
			FD	135	8303	N8303
	02		FD	130	7776	N7776
	01-97		FD	130	7791	N7791

## ALTERNATORS / ALTERNATEURS / ALTERNADORES

Liter Litre Litro	Year Année Año	Options Options Opciones	Mfg.	Amp	Reman	New Nouveau Nuevo
<b>FORD - continued</b>						
<b>EXPEDITION - continued</b>						
5.4L (330) V8	10-09		ND	150	11292	
	08-07		ND	150	11431	
	06		ND	150	11430	
	05	Std Opt	FD	110	8443	N8443
			FD	135	8444	N8444
	04-03	Std Opt	FD	110	8305	N8305
			FD	135	8303	N8303
02		FD	130	7776	N7776	
01-97		FD	130	7791	N7791	
<b>EXPLORER</b>						
3.5L (213) V6	12-11	Std	MI	175	11271	
4.0L (245) V6	10-09		MI	105	11275	
	08-05		FD	130	8519	N8519
	04	w/Black Rear Cover on Alt wo/Black Rear Cover on Alt	FD	130	7787	N7787
			FD	130	8519	N8519
	03-02	Std	FD	130	7787	N7787
	01-97	OHV, Std OHV, Opt SOHC	FD	95	7750	N7750
			FD	130	7768	N7768
96-93	Std Opt	FD	95	7750	N7750	
		FD	130	7768	N7768	
92-91		FD	95	7750	N7750	
4.6L (281) V8	10-09		ND	150	11433	
	08-06		FD	135	8448	
	05		FD	130	8475	
	04-02		FD	130	7773	N7773
5.0L (302) V8	01-96		FD	130	7787	N7787
<b>EXPLORER SPORT TRAC - SEE EXPLORER</b>						
<b>F-SERIES PICKUPS</b>						
1. CLOCK POSITIONS ARE "BEST INFORMATION AVAILABLE" – ALWAYS VERIFY WITH UNIT COMING OFF VEHICLE.						
2. PULLEYS VARY WITH OPTIONS, BUT ARE TRANSFERRABLE BETWEEN UNITS WITH THE SAME PART NUMBER.						
3.7L (223) L6	64-63	w/Alternator, w/2-Spade Connectors	FD	42	7051	
		w/Alternator, w/Post Connector	FD	55	7058	
		w/Generator, Std	FD	30	5838	
	62-56	Std	FD	30	5838	
3.8L (232) V6	83-82		FD	60	7083	
3.9L (240) L6	76-72	1-Groove Pulley	FD	60	7078	
		2-Groove Pulley	FD	60	7078	
	71-65		FD	55	7058	
4.2L (255) V8	82-81	w/Alt Plug	FD	70	7072-9	N7705-9
		wo/Alt Plug, 1-Groove Pulley	FD	60	7078	
		wo/Alt Plug, 2-Groove Pulley	FD	60	7078	
4.2L (256) V6	08-05	Std	FD	110	8447	N8447
		Opt	FD	130	8319	
	04-03		FD	130	7768	N7768
	02-97	Std	FD	95	7750	N7750
		Opt	FD	130	7768	N7768
4.3L (262) L6	64-61	w/Alternator w/Generator, Std	FD	42	7051	
			FD	30	5838	
4.5L (272) V8	57-56	Std	FD	30	5838	
4.6L (281) V8	10-09	VIN 8, 24-Valve Eng	ND	135	11368	
		VIN W, 16-Valve Eng, w/CD Changer	ND	150	11292	
		VIN W, 16-Valve Eng, wo/CD Changer	ND	135	11204	
	08-04		FD	110	8318	N8318
	03	Std	FD	130	7776	N7776
02-97	Std Opt	FD	95	7790	N7790	
		FD	130	7791	N7791	

## ALTERNATORS / ALTERNATEURS / ALTERNADORES

Liter Litre Litro	Year Année Año	Options Options Opciones	Mfg.	Amp	Reman	New Nouveau Nuevo
<b>FORD - continued</b>						
<b>F-SERIES PICKUPS - continued</b>						
4.8L (292) V8	65		FD	55	7058	
	64-62	w/Alternator, Std	FD	42	7051	
		w/Alternator, Opt	FD	55	7058	
		w/Generator, Std	FD	30	5838	
	61-57	w/Generator, Std	FD	30	5838	
4.9L (300) L6	96-95	Std	FD	95	7755-3	N7755-3
		Opt	FD	130	7756-3	N7756-3
	94	Std	FD	75	7732-2	N7732-2
		Opt	FD	130	7756-3	N7756-3
	93-90	Std, 65 Amps	FD	65	7088-2	N7732-2
		Opt, 75 Amps	FD	75	7732-2	N7732-2
		Opt, 80 Amps	FD	80	7744-2	N7744-2
	89-87	w/External Reg, w/Alt Plug	FD	70	7072-3	N7705-3
		w/External Reg, wo/Alt Plug	FD	60	7078	
		w/Internal Reg, Adjusting Ear @ 10:00	FD	65	7088-2	N7732-2
		w/Internal Reg, Adjusting Ear @ 12:00	FD	65	7716-10	N7735-10
86	w/External Reg, w/Alt Plug	FD	70	7072-9	N7705-9	
	w/External Reg, wo/Alt Plug	FD	60	7078		
	w/Internal Reg	FD	65	7716-10	N7735-10	
85-77	w/Alt Plug	FD	70	7072-9	N7705-9	
	wo/Alt Plug	FD	60	7078		
76-72	1-Groove Pulley	FD	60	7078		
	2-Groove Pulley	FD	60	7078		
	71-65		FD	55	7058	
5.0L (302) V8	12	wo/Heated/Cooled Front Seats	ND	220	11532	
	11		ND	220	11532	
	96-93		FD	95	7750	N7750
	92-90	w/2:00 Alt Plug, Std	FD	75	7735-2	N7735-2
		w/2:00 Alt Plug, Opt	FD	80	7745-2	N7745-2
		w/10:00 Alt Plug	FD	75	7735-10	N7735-10
	89-87	w/External Reg, w/Alt Plug	FD	70	7072-9	N7705-9
		w/External Reg, wo/Alt Plug	FD	60	7078	
		w/Internal Reg, w/2:00 Alt Plug, Std	FD	65	7716-2	N7735-2
		w/Internal Reg, w/2:00 Alt Plug, Opt	FD	75	7735-2	N7735-2
		w/Internal Reg, w/10:00 Alt Plug, Std	FD	65	7716-10	N7735-10
w/Internal Reg, w/10:00 Alt Plug, Opt		FD	75	7735-10	N7735-10	
86	w/External Reg, w/Alt Plug	FD	70	7072-9	N7705-9	
	w/External Reg, wo/Alt Plug, 1-Groove Pulley	FD	60	7078		
	w/External Reg, wo/Alt Plug, 2-Groove Pulley	FD	60	7078		
	w/Internal Reg	FD	65	7716-10	N7735-10	
85-76	w/Alt Plug	FD	70	7072-9	N7705-9	
	wo/Alt Plug, 1-Groove Pulley	FD	60	7078		
	wo/Alt Plug, 2-Groove Pulley	FD	60	7078		
	75-69		FD	60	7078	
5.4L (330) V8	10-09		ND	150	11292	
	08-05	Exc Super Duty	FD	110	8318	N8318
		Super Duty	FD	130	8429	N8429
	04	Exc Lightning and Super Duty	FD	110	8318	N8318
		Lightning	FD	130	8251	N8251
		Super Duty, 3G Alt	FD	130	7776	N7776
		Super Duty, 6G Alt	FD	110	8310	N8310
	03-02	F-150, Exc Lightning	FD	130	7776	N7776
		F-150, Lightning	FD	130	8251	N8251
		F-250, F350 Super Duty	FD	110	8310	N8310
	01-99	Std, Exc Lightning	FD	95	7790	N7790
Std, Lightning		FD	130	8251	N8251	
Opt, Exc Lightning and Super Duty		FD	130	7791	N7791	
Opt, Super Duty		FD	130	7764	N7764	

## ALTERNATORS / ALTERNATEURS / ALTERNADORES

Liter Litre Litro	Year Année Año	Options Options Opciones	Mfg.	Amp	Reman	New Nouveau Nuevo
<b>FORD - continued</b>						
<b>F-SERIES PICKUPS - continued</b>						
5.4L (330) V8	98-97	Std	FD	95	7790	N7790
		Opt	FD	130	7791	N7791
5.8L (351) V8	97-93		FD	95	7750	N7750
		w/2:00 Alt Plug, Std	FD	75	7735-2	N7735-2
		w/2:00 Alt Plug, Opt	FD	80	7745-2	N7745-2
	89-88	w/10:00 Alt Plug	FD	75	7735-10	N7735-10
		w/External Reg, w/Alt Plug	FD	70	7072-9	N7705-9
		w/External Reg, wo/Alt Plug	FD	60	7078	
		w/Internal Reg, w/2:00 Alt Plug, Std	FD	65	7716-2	N7735-2
		w/Internal Reg, w/2:00 Alt Plug, Opt	FD	75	7735-2	N7735-2
		w/Internal Reg, w/10:00 Alt Plug, Std	FD	65	7716-10	N7735-10
	87	w/Internal Reg, w/10:00 Alt Plug, Opt	FD	75	7735-10	N7735-10
		w/External Reg, w/Alt Plug	FD	70	7072-9	N7705-9
		w/External Reg, wo/Alt Plug, 1-Groove Pulley	FD	60	7078	
		w/External Reg, wo/Alt Plug, 2-Groove Pulley	FD	60	7078	
		w/Internal Reg, w/2:00 Alt Plug, Std	FD	65	7716-2	N7735-2
		w/Internal Reg, w/2:00 Alt Plug, Opt	FD	75	7735-2	N7735-2
86	w/Internal Reg, w/10:00 Alt Plug, Std	FD	65	7716-10	N7735-10	
	w/Internal Reg, w/10:00 Alt Plug, Opt	FD	75	7735-10	N7735-10	
	w/External Reg, w/Alt Plug	FD	70	7072-9	N7705-9	
85-77	w/External Reg, wo/Alt Plug, 1-Groove Pulley	FD	60	7078		
	w/External Reg, wo/Alt Plug, 2-Groove Pulley	FD	60	7078		
	w/Internal Reg	FD	65	7716-10	N7735-10	
5.8L (352) V8	67-65		FD	55	7058	
			FD	55	7058	
5.9L (360) V8	76-72	1-Groove Pulley	FD	60	7078	
		2-Groove Pulley	FD	60	7078	
	71-68		FD	55	7058	
6.0L (363) V8 (Diesel)	07	Exc Dual Alt System	FD	110	8479	N8479
		Dual Alt System, Bottom Unit	FD	120	8477	
		Dual Alt System, Top Unit	FD	135	8478	N8478
	06	Exc Dual Alt System	FD	110	8479	N8479
		Dual Alt System, Bottom Unit, From 12/5/05	FD	120	8477	
		Dual Alt System, Bottom Unit, To 12/5/05	FD	110	8308	N8308
		Dual Alt System, Top Unit	FD	135	8478	N8478
	05	Exc Dual Alt System, From 9/14/04	FD	110	8479	N8479
		Exc Dual Alt System, To 9/14/04	FD	110	8306	N8306
		Dual Alt System, Bottom Unit	FD	110	8308	N8308
		Dual Alt System, Top Unit, From 11/2004	FD	135	8478	N8478
		Dual Alt System, Top Unit, To 11/2004	FD	135	8307	N8307
04-03	Exc Dual Alt System	FD	110	8306	N8306	
	Dual Alt System, Bottom Unit	FD	110	8308	N8308	
	Dual Alt System, Top Unit	FD	135	8307	N8307	
6.4L (390) V8	76-72	1-Groove Pulley	FD	60	7078	
		2-Groove Pulley	FD	60	7078	
	71-67		FD	55	7058	
6.4L (391) V8 (Diesel)	10-08	Exc Dual Alt System	ND	125	11291	
		Dual Alt System, Motorcraft Unit	FD	120	8522	
		Dual Alt System, NDenso Unit	ND	200	11290	
6.6L (400) V8	82-77	w/Alt Plug	FD	70	7072-9	N7705-9
		wo/Alt Plug, 1-Groove Pulley	FD	60	7078	
		wo/Alt Plug, 2-Groove Pulley	FD	60	7078	
6.8L (415) V10	11-09		ND	150	11293	
	08-05		FD	130	8429	N8429
	04-02		FD	110	8310	N8310
	01-99	Std	FD	95	7790	N7790
Opt		FD	130	7764	N7764	



# ALTERNATORS / ALTERNATEURS / ALTERNADORES

Liter Litre Litro	Year Année Año	Options Options Opciones	Mfg.	Amp	Reman	New Nouveau Nuevo	
<b>FORD - continued</b>							
<b>F-SERIES PICKUPS - continued</b>							
6.9L (420) V8 (Diesel)	87-86	w/External Reg, w/Alt Plug	FD	70	7072-9	N7705-9	
		w/External Reg, wo/Alt Plug	FD	60	7078		
		w/Internal Reg	FD	65	7716-10	N7735-10	
	85-83	w/Alt Plug	FD	70	7072-9	N7705-9	
		wo/Alt Plug	FD	60	7078		
<p><b>1999-03 7.3L FORD F-SERIES TRUCKS CONVERTED FOR AMBULANCE USE ARE EQUIPPED WITH TWIN ALTERNATORS. STANDARD 7.3L F-SERIES TRUCKS USE ONLY A SINGLE ALTERNATOR. ALSO, THE 8317 LOOKS JUST LIKE THE 7799 AND THE 8316 LOOKS JUST LIKE THE 7796 EXCEPT THE 8317 AND 8316 USE A RECTIFIER WITH AVALANCHE DIODES WHILE THE 7799 AND 7796 DO NOT. BECAUSE FORD CHANGED THE CIRCUITS IN THE 2002 MODELS TO REMOVE PROTECTION FROM OTHER ELECTRICAL DEVICES IN THE TRUCKS IT IS CRITICAL THAT THE AVALANCHE FEATURE BE PRESENT. THE 8317 AND 8316 CAN REPLACE THE 7799 AND 7796 (RESPECTIVELY), BUT THE 7799 AND 7796 SHOULD NOT REPLACE THE 8317 AND 8316.</b></p>							
7.3L (445) V8 (Diesel)	03-02	w/Ambulance Pkg, Auxiliary Alt	FD	110	8317	N8317	
		w/Ambulance Pkg, Primary Alt	FD	110	8316	N8316	
		wo/Ambulance Pkg	FD	110	8316	N8316	
	01-99	w/Ambulance Pkg, Auxiliary Alt	FD	110	7799	N7799	
		w/Ambulance Pkg, Primary Alt	FD	110	7796	N7796	
		wo/Ambulance Pkg	FD	110	7796	N7796	
	97-95	w/Ambulance Pkg	LN	165	7772		
		wo/Ambulance Pkg	FD	130	7768	N7768	
	94	w/Ambulance Pkg	LN	165	7772		
		wo/Ambulance Pkg, w/Turbo	FD	130	7768	N7768	
			wo/Ambulance Pkg, wo/Turbo	FD	130	7768	N7768
	93	w/Ambulance Pkg	LN	165	7772		
		wo/Ambulance Pkg	FD	130	7768	N7768	
	92	w/Ambulance Pkg, 1st Prod	LN	165	7767		
		w/Ambulance Pkg, 2nd Prod	LN	165	7772		
		wo/Ambulance Pkg, w/External Reg, w/3:00 Alt Plug	FD	100	7705-3	N7705-3	
wo/Ambulance Pkg, w/External Reg, w/12:00 Alt Plug		FD	70	7072-12	N7705-12		
wo/Ambulance Pkg, w/External Reg, wo/Alt Plug		FD	60	7078			
	wo/Ambulance Pkg, w/Internal Reg	FD	130	7768	N7768		
91-90	w/Ambulance Pkg	LN	165	7767			
	wo/Ambulance Pkg, w/External Reg, w/3:00 Alt Plug	FD	100	7705-3	N7705-3		
	wo/Ambulance Pkg, w/External Reg, w/12:00 Alt Plug	FD	70	7072-12	N7705-12		
	wo/Ambulance Pkg, wo/Alt Plug	FD	60	7078			
89-88	w/Ambulance Pkg	LN	165	7767			
	wo/Ambulance Pkg, w/External Reg, w/Alt Plug	FD	70	7072-9	N7705-9		
	wo/Ambulance Pkg, w/External Reg, wo/Alt Plug	FD	60	7078			
	wo/Ambulance Pkg, w/Internal Reg	FD	65	7716-10	N7735-10		
7.5L (460) V8	97-95	Std	FD	95	7749-3	N7749-3	
		Opt	FD	130	7756-3	N7756-3	
	94-93		FD	75	7735-10	N7735-10	
92	w/2:00 Alt Plug	FD	80	7745-2	N7745-2		
	w/10:00 Alt Plug	FD	75	7735-10	N7735-10		
91-90	w/External Reg	FD	100	7705-3	N7705-3		
	w/Internal Reg, w/2:00 Alt Plug, Std	FD	75	7735-2	N7735-2		
	w/Internal Reg, w/2:00 Alt Plug, Opt	FD	80	7745-2	N7745-2		
	w/Internal Reg, w/10:00 Alt Plug	FD	75	7735-10	N7735-10		
89-88	w/External Reg, w/Alt Plug	FD	70	7072-9	N7705-9		
	w/External Reg, wo/Alt Plug	FD	60	7078			
	w/Internal Reg, Std	FD	65	7716-10	N7735-10		
	w/Internal Reg, Opt	FD	75	7735-10	N7735-10		
87-86	w/External Reg, w/Alt Plug	FD	70	7072-9	N7705-9		
	w/External Reg, wo/Alt Plug, 1-Groove Pulley	FD	60	7078			
	w/External Reg, wo/Alt Plug, 2-Groove Pulley	FD	60	7078			
	w/Internal Reg	FD	65	7716-10	N7735-10		
85-83	w/Alt Plug	FD	70	7072-9	N7705-9		
	wo/Alt Plug, 1-Groove Pulley	FD	60	7078			
	wo/Alt Plug, 2-Groove Pulley	FD	60	7078			

## ALTERNATORS / ALTERNATEURS / ALTERNADORES

Liter Litre Litro	Year Année Año	Options Options Opciones	Mfg.	Amp	Reman	New Nouveau Nuevo
<b>FORD - continued</b>						
<b>F-SERIES PICKUPS - continued</b>						
7.5L (460) V8	79-77	w/Alt Plug	FD	70	7072-9	N7705-9
		wo/Alt Plug, 1-Groove Pulley	FD	60	7078	
		wo/Alt Plug, 2-Groove Pulley	FD	60	7078	
	76-73	FD	60	7078		
<b>FAIRLANE</b>						
2.8L (170) L6	67-65		FD	55	7058	
3.3L (200) L6	69-65		FD	55	7058	
3.6L (221) V8	64-62	w/Generator	FD	30	5838	
3.7L (223) L6	62-59	w/Generator	FD	30	5838	
4.1L (250) L6	70-69		FD	55	7058	
4.3L (260) V8	64-62	w/Generator	FD	30	5838	
4.7L (289) V8	68-65		FD	55	7058	
	64	w/Generator	FD	30	5838	
	63	w/Alternator w/Generator	FD FD	55 30	7058 5838	
4.8L (292) V8	62	w/Alternator, Std	FD	42	7051	
		w/Alternator, Opt	FD	55	7058	
		w/Generator, Std	FD	30	5838	
	61-59	w/Generator	FD	30	5838	
5.0L (302) V8	70-68		FD	55	7058	
5.4L (332) V8	59	Std	FD	30	5838	
5.8L (351) V8	70-69		FD	55	7058	
5.8L (352) V8	68-65		FD	55	7058	
	61-59	w/Generator	FD	30	5838	
6.4L (390) V8	70-65	Std	FD	55	7058	
		Opt HD	FD	65	7068	
	64	w/Generator	FD	30	5838	
7.0L (427) V8	69	Std	FD	55	7058	
		Opt HD	FD	65	7068	
	67-65	Std	FD	55	7058	
		Opt HD	FD	65	7068	
64		FD	55	7058		
7.0L (428) V8	69-68	Std	FD	55	7058	
		Opt HD	FD	65	7068	
7.0L (429) V8	70	Std	FD	55	7058	
		Opt HD	FD	65	7068	
<b>FAIRMONT</b>						
2.3L (140) L4	83-81	1-Groove Pulley	FD	60	7078	
		2-Groove Pulley	FD	60	7078	
	80-78	w/AC, w/PS, w/Alt Plug	FD	70	7072-9	N7705-9
		w/AC, w/PS, wo/Alt Plug	FD	60	7078	
		w/AC, wo/PS, w/Alt Plug	FD	70	7072-9	N7705-9
		w/AC, wo/PS, wo/Alt Plug	FD	60	7078	
		wo/AC, w/PS	FD	60	7078	
wo/AC, wo/PS	FD	60	7078			
3.3L (200) L6	83-79	w/AC, w/9:00 Alt Plug	FD	70	7072-9	N7705-9
		w/AC, w/12:00 Alt Plug	FD	100	7705-12	N7705-12
		w/AC, wo/Alt Plug	FD	60	7078	
		wo/AC, w/9:00 Alt Plug	FD	70	7072-9	N7705-9
		wo/AC, w/12:00 Alt Plug	FD	100	7705-12	N7705-12
		wo/AC, wo/Alt Plug	FD	60	7078	
	78	w/AC, w/Alt Plug	FD	70	7072-9	N7705-9
		w/AC, wo/Alt Plug	FD	60	7078	
		wo/AC, w/Alt Plug, Std	FD	70	7072-9	N7705-9
		wo/AC, w/Alt Plug, Opt	FD	100	7705-9	
wo/AC, wo/Alt Plug	FD	60	7078			

## ALTERNATORS / ALTERNATEURS / ALTERNADORES

Liter Litre Litro	Year Année Año	Options Options Opciones	Mfg.	Amp	Reman	New Nouveau Nuevo
<b>FORD - continued</b>						
<b>FAIRMONT - continued</b>						
4.2L (255) V8	82-80	w/9:00 Alt Plug	FD	70	7072-9	N7705-9
		w/12:00 Alt Plug	FD	100	7705-12	N7705-12
		wo/Alt Plug, 1-Groove Pulley	FD	60	7078	
		wo/Alt Plug, 2-Groove Pulley	FD	60	7078	
5.0L (302) V8	79-78	w/9:00 Alt Plug	FD	70	7072-9	N7705-9
		w/12:00 Alt Plug	FD	100	7705-12	N7705-12
		wo/Alt Plug	FD	60	7078	
<b>FALCON</b>						
2.8L (170) L6	69-65		FD	55	7058	
3.3L (200) L6	70-66		FD	55	7058	
	65	w/Alternator	FD	55	7058	
3.6L (221) V8	63	w/Generator	FD	30	5838	
4.1L (250) L6	70		FD	55	7058	
4.3L (260) V8	64-63	w/Generator, Opt	FD	30	5838	
4.7L (289) V8	68-65		FD	55	7058	
	64-63	w/Generator	FD	30	5838	
5.0L (302) V8	70-68		FD	55	7058	
5.8L (351) V8	70		FD	55	7058	
6.4L (390) V8	69-68	Std	FD	55	7058	
		Opt HD	FD	65	7068	
7.0L (429) V8	70	Std	FD	55	7058	
		Opt HD	FD	65	7068	
<b>FALCON SEDAN DELIVERY - SEE FALCON</b>						
<b>FESTIVA</b>						
1.3L	93-90		MI	50	13295	
	89-88	w/AT	MI	50	13259	
		w/MT	MI	45	14943	
<b>FIESTA</b>						
1.6L	80-78		BO	55	13107	
<b>FIVE HUNDRED</b>						
3.0L (183) V6	07-05		FD	130	8442	N8442
<b>FLEX</b>						
3.5L (213) V6	12-11	wo/Turbo	MI	175	11271	
	10	wo/Turbo, Std	MI	175	11271	
	09		MI	175	11271	
<b>FOCUS</b>						
2.0L (121) L4	11-08		MI	150	11272	
	07	w/AT, Exc California	FD	110	8406	N8406
		w/AT, California	FD	130	8511	
		w/MT, Exc California	FD		8513	
		w/MT, California	FD	120	8512	
	06-05	w/AT, Exc California	FD	110	8406	N8406
		w/AT, California	FD	130	8401	N8401
		w/MT, Exc California	FD	110	8407	N8407
		w/MT, California	FD	130	8402	N8402
	04	Exc Zetec Models	FD	110	8261	N8261
		Zetec Models, Exc SVT, From 4/2004	FD	110	8418	
		Zetec Models, Exc SVT, To 4/2004	FD	110	8260	N8260
		Zetec Models, SVT	FD	110	8418	
	03-02	Exc Zetec Models	FD	110	8261	N8261
Zetec Models, Exc SVT		FD	110	8260	N8260	
Zetec Models, SVT		FD	110	8418		
01-00	Exc Zetec Models	FD	110	8261	N8261	
	Zetec Models	FD	110	8260	N8260	

# ALTERNATORS / ALTERNATEURS / ALTERNADORES

Liter Litre Litro	Year Année Año	Options Options Opciones	Mfg.	Amp	Reman	New Nouveau Nuevo
<b>FORD - continued</b>						
<b>FOCUS - continued</b>						
2.3L (140) L4	07	w/AT, Exc California	FD	110	8406	N8406
		w/AT, California	FD	130	8511	
		w/MT, Exc California	FD		8513	
		w/MT, California	FD	120	8512	
	06-05	w/AT, Exc California	FD	110	8406	N8406
		w/AT, California	FD	130	8401	N8401
		w/MT, Exc California	FD	110	8407	N8407
		w/MT, California	FD	130	8402	N8402
	04-03	w/AT	FD	115	8440	N8440
		w/MT	FD	115	8439	
<b>FORD 300</b>						
3.7L (223) L6	63	w/Generator	FD	30	5838	
4.3L (260) V8	63	w/Generator	FD	30	5838	
4.7L (289) V8	63		FD	55	7058	
5.8L (352) V8	63	w/Generator	FD	30	5838	
6.4L (390) V8	63	w/Generator	FD	30	5838	
<b>FREESTAR</b>						
3.9L (238) V6	07-04		FD	135	8408	N8408
4.2L (256) V6	07-04		FD	135	8408	N8408
<b>FREESTYLE</b>						
3.0L (183) V6	07-05	w/Auxiliary AC	ND	130	11238	N8442
		wo/Auxiliary AC	FD	130	8442	
<b>FUSION</b>						
2.3L (140) L4	09-06		MI	150	11172	
2.5L (152) L4	10		MI	150	11272	
3.0L (183) V6	09-06		MI	150	11173	
3.5L (213) V6	12-11		MI	150	11273	
	10		MI	150	11268	
<b>GALAXIE</b>						
3.7L (223) L6	64-59	w/Generator	FD	30	5838	
3.9L (240) L6	72-65		FD	55	7058	
4.3L (260) V8	64	w/Generator	FD	30	5838	
4.7L (289) V8	67-63		FD	55	7058	
4.8L (292) V8	62-59	w/Generator	FD	30	5838	
5.0L (302) V8	72		FD	60	7078	
	71-68		FD	55	7058	
5.4L (332) V8	59	Std	FD	30	5838	
5.8L (351) V8	74-73	w/Alt Plug	FD	70	7072-9	N7705-9
		wo/Alt Plug	FD	60	7078	
	72-69		FD	55	7058	
5.8L (352) V8	67-65		FD	55	7058	
	64-59	w/Generator	FD	30	5838	
6.4L (390) V8	71-65	Std	FD	55	7058	
		Opt HD	FD	65	7068	
	64-62	w/Generator	FD	30	5838	
6.6L (400) V8	74-71	w/Alt Plug	FD	70	7072-9	N7705-9
		wo/Alt Plug	FD	60	7078	
6.7L (406) V8	63-62	w/Generator	FD	30	5838	
7.0L (427) V8	68-65	Std	FD	55	7058	
		Opt HD	FD	65	7068	
7.0L (428) V8	70-66	Std	FD	55	7058	
		Opt HD	FD	65	7068	
7.0L (429) V8	73-72	w/Alt Plug	FD	70	7072-9	N7705-9
		wo/Alt Plug	FD	60	7078	
	71-69	Std	FD	55	7058	
		Opt HD	FD	65	7068	

## ALTERNATORS / ALTERNATEURS / ALTERNADORES

Liter Litre Litro	Year Année Año	Options Options Opciones	Mfg.	Amp	Reman	New Nouveau Nuevo
<b>FORD - continued</b>						
<b>GALAXIE - continued</b>						
7.5L (460) V8	74-73	w/Alt Plug, Std	FD	70	7072-9	N7705-9
		w/Alt Plug, Opt	FD	100	7705-9	N7705-9
		wo/Alt Plug	FD	60	7078	
<b>GALAXIE 500 - SEE GALAXIE</b>						
<b>GRAN TORINO - SEE TORINO</b>						
<b>GRANADA</b>						
2.3L (140) L4	82-81	w/PS	FD	60	7078	
		wo/PS	FD	60	7078	
3.3L (200) L6	82-81	w/Alt Plug	FD	70	7072-9	N7705-9
		wo/Alt Plug, 1-Groove Pulley	FD	60	7078	
		wo/Alt Plug, 2-Groove Pulley	FD	60	7078	
	77-75	w/Alt Plug	FD	70	7072-9	N7705-9
		wo/Alt Plug, 1-Groove Pulley	FD	60	7078	
		wo/Alt Plug, 2-Groove Pulley	FD	60	7078	
3.8L (232) V6	82		FD	60	7083	
4.1L (250) L6	80-75	w/Alt Plug	FD	70	7072-9	N7705-9
		wo/Alt Plug, 1-Groove Pulley	FD	60	7078	
		wo/Alt Plug, 2-Groove Pulley	FD	60	7078	
4.2L (255) V8	81-80	w/Alt Plug	FD	70	7072-9	N7705-9
		wo/Alt Plug	FD	60	7078	
5.0L (302) V8	80-75	w/Alt Plug	FD	70	7072-9	N7705-9
		wo/Alt Plug	FD	60	7078	
5.8L (351) V8	77-75	w/Alt Plug	FD	70	7072-9	N7705-9
		wo/Alt Plug	FD	60	7078	
<b>GT</b>						
5.4L (330) V8	06-05		FD	130	7787	N7787
<b>LTD</b>						
2.3L (140) L4	86-83	w/PS	FD	60	7078	
		wo/PS	FD	60	7078	
3.3L (200) L6	83	w/Alt Plug	FD	70	7072-9	N7705-9
		wo/Alt Plug, 1-Groove Pulley	FD	60	7078	
		wo/Alt Plug, 2-Groove Pulley	FD	60	7078	
3.8L (232) V6	86-83		FD	60	7083	
4.2L (255) V8	82-81	w/Alt Plug, Std	FD	70	7072-9	N7705-9
		w/Alt Plug, Opt	FD	100	7705-9	N7705-9
		wo/Alt Plug	FD	60	7078	
4.7L (289) V8	68-65		FD	55	7058	
5.0L (302) V8	86	w/External Reg	FD	100	7705-12	N7705-12
		w/Internal Reg	FD	65	7716-10	N7735-10
	85-82	w/Alt Plug	FD	100	7705-12	N7705-12
		wo/Alt Plug	FD	60	7078	
	81-77	w/Alt Plug, Std	FD	70	7072-9	N7705-9
		w/Alt Plug, Opt	FD	100	7705-9	N7705-9
	72		FD	60	7078	
	71-68		FD	55	7058	
5.8L (351) V8	86	w/External Reg	FD	100	7705-12	N7705-12
		w/Internal Reg	FD	65	7716-10	N7735-10
	85-83		FD	100	7705-12	N7705-12
			FD	60	7078	
	82	w/Alt Plug	FD	100	7705-12	N7705-12
		wo/Alt Plug	FD	60	7078	
81-73	w/Alt Plug, Std	FD	70	7072-9	N7705-9	
	w/Alt Plug, Opt	FD	100	7705-9	N7705-9	
	72-69		FD	60	7078	
			FD	55	7058	

## ALTERNATORS / ALTERNATEURS / ALTERNADORES

Liter Litre Litro	Year Année Año	Options Options Opciones	Mfg.	Amp	Reman	New Nouveau Nuevo
<b>FORD - continued</b>						
<b>LTD - continued</b>						
5.8L (352) V8	67-65		FD	55	7058	
6.4L (390) V8	71-65	Std	FD	55	7058	
		Opt HD	FD	65	7068	
6.6L (400) V8	78-73	w/Alt Plug, Std	FD	70	7072-9	N7705-9 N7705-9
		w/Alt Plug, Opt	FD	100	7705-9	
		wo/Alt Plug	FD	60	7078	
	72-71		FD	55	7058	
7.0L (427) V8	68-65	Std	FD	55	7058	
		Opt HD	FD	65	7068	
7.0L (428) V8	70-67	Std	FD	55	7058	
		Opt HD	FD	65	7068	
	66		FD	55	7058	
7.0L (429) V8	73-72	Std	FD	55	7058	
		Opt HD	FD	65	7068	
7.0L (429) V8	71-69	Std	FD	55	7058	
		Opt HD	FD	65	7068	
7.5L (460) V8	78-72	w/Alt Plug, Std	FD	70	7072-9	N7705-9 N7705-9
		w/Alt Plug, Opt	FD	100	7705-9	
		wo/Alt Plug	FD	60	7078	
<b>LTD CROWN VICTORIA - SEE LTD</b>						
<b>LTD II</b>						
5.0L (302) V8	79	w/9:00 Alt Plug	FD	70	7072-9	N7705-9 N7705-12 N7705-12
		w/12:00 Alt Plug	FD	100	7705-12	
		wo/Alt Plug	FD	60	7078	
5.8L (351) V8	78-77	w/Alt Plug, Std	FD	70	7072-9	N7705-9 N7705-9 N7705-9
		w/Alt Plug, Opt	FD	100	7705-9	
		wo/Alt Plug	FD	60	7078	
6.6L (400) V8	78-77	w/Alt Plug, Std	FD	70	7072-9	N7705-9 N7705-9 N7705-9
		w/Alt Plug, Opt	FD	100	7705-9	
		wo/Alt Plug	FD	60	7078	
<b>MAVERICK</b>						
2.8L (170) L6	72-69		FD	55	7058	
3.3L (200) L6	77-73	1-Groove Pulley	FD	60	7078	
		2-Groove Pulley	FD	60	7078	
	72-69		FD	55	7058	
4.1L (250) L6	77-73	1-Groove Pulley	FD	60	7078	
		2-Groove Pulley	FD	60	7078	
	72-70		FD	55	7058	
5.0L (302) V8	77-73		FD	60	7078	
			FD	55	7058	
<b>MINI MOTORHOME</b>						
2.8L (170) L6	71-69	Std	FD	55	7058	
		Opt HD	FD	65	7068	
3.9L (240) L6	74-72	1-Groove Pulley	FD	60	7078	
		2-Groove Pulley	FD	60	7078	
	71-69		FD	55	7058	

## ALTERNATORS / ALTERNATEURS / ALTERNADORES

Liter Litre Litro	Year Année Año	Options Options Opciones	Mfg.	Amp	Reman	New Nouveau Nuevo
<b>FORD - continued</b>						
<b>MINI MOTORHOME - continued</b>						
4.9L (300) L6	79	w/9:00 Alt Plug	FD	70	7072-9	N7705-9
		w/12:00 Alt Plug	FD	100	7705-12	N7705-12
		wo/Alt Plug	FD	60	7078	
	78-77	w/Alt Plug, Std	FD	70	7072-9	N7705-9
		w/Alt Plug, Opt	FD	100	7705-9	N7705-9
		wo/Alt Plug	FD	60	7078	
	76-73	1-Groove Pulley	FD	60	7078	
		2-Groove Pulley	FD	60	7078	
	5.0L (302) V8	79	w/9:00 Alt Plug	FD	70	7072-9
w/12:00 Alt Plug			FD	100	7705-12	N7705-12
wo/Alt Plug			FD	60	7078	
78-75		w/Alt Plug, Std	FD	70	7072-9	N7705-9
		w/Alt Plug, Opt	FD	100	7705-9	N7705-9
		wo/Alt Plug	FD	60	7078	
74-72		Std, 1-Groove Pulley	FD	60	7078	
		Std, 2-Groove Pulley	FD	60	7078	
		Opt HD	FD	90	7069	
71-69		FD	55	7058		
5.8L (351) V8	79	w/9:00 Alt Plug	FD	70	7072-9	N7705-9
		w/12:00 Alt Plug	FD	100	7705-12	N7705-12
		wo/Alt Plug	FD	60	7078	
	78-75	w/Alt Plug, Std	FD	70	7072-9	N7705-9
		w/Alt Plug, Opt	FD	100	7705-9	N7705-9
		wo/Alt Plug	FD	60	7078	
7.5L (460) V8	79	w/9:00 Alt Plug	FD	70	7072-9	N7705-9
		w/12:00 Alt Plug	FD	100	7705-12	N7705-12
		wo/Alt Plug	FD	60	7078	
	78-75	w/Alt Plug, Std	FD	70	7072-9	N7705-9
		w/Alt Plug, Opt	FD	100	7705-9	N7705-9
		wo/Alt Plug	FD	60	7078	
<b>MOTORHOME</b>						
5.9L (360) V8	76-73	1-Groove Pulley	FD	60	7078	
		2-Groove Pulley	FD	60	7078	
6.4L (390) V8	76-74	1-Groove Pulley	FD	60	7078	
		2-Groove Pulley	FD	60	7078	
			FD	60	7078	
	73	B+ Terminal at 5:00	FD	55	7058	
		B+ Terminal at 7:00, 1-Groove Pulley	FD	60	7078	
		B+ Terminal at 7:00, 2-Groove Pulley	FD	60	7078	
	71		FD	55	7058	
7.5L (460) V8	76-73		FD	60	7078	
<b>MUSTANG</b>						
1. CLOCK POSITIONS ARE "BEST INFORMATION AVAILABLE" - ALWAYS VERIFY WITH UNIT COMING OFF VEHICLE.						
2. THE 7072-9 IS THE 70A VERSION OF THE 7705-9 (100A) ALTERNATOR.						
3. PULLEYS VARY AS OPTIONS VARY, BUT WILL TRANSFER BETWEEN UNITS WITH THE SAME PART NUMBER.						
2.3L (140) L4	93-88		FD	75	7735-10	N7735-10
			FD	65	7716-10	N7735-10
	87	Std	FD	75	7735-10	N7735-10
		Opt	FD	75	7735-10	N7735-10
	86-81	1-Groove Pulley	FD	60	7078	
		2-Groove Pulley	FD	60	7078	
80-79	w/Alt Plug	FD	70	7072-9	N7705-9	
	wo/Alt Plug, 1-Groove Pulley	FD	60	7078		
	wo/Alt Plug, 2-Groove Pulley	FD	60	7078		
		FD	60	7078		
2.8L (170) L6	65	w/Alternator	FD	55	7058	
	64		FD	55	7058	
2.8L (171) V6	79	w/Alt Plug	FD	70	7072-9	N7705-9
		wo/Alt Plug	FD	60	7078	

## ALTERNATORS / ALTERNATEURS / ALTERNADORES

Liter Litre Litro	Year Année Año	Options Options Opciones	Mfg.	Amp	Reman	New Nouveau Nuevo
<b>FORD - continued</b>						
<b>MUSTANG - continued</b>						
3.3L (200) L6	82-81	w/AC, w/Alt Plug	FD	70	7072-9	N7705-9
		w/AC, wo/Alt Plug	FD	60	7078	
		wo/AC	FD	60	7078	
	80-79	w/Alt Plug	FD	70	7072-9	N7705-9
wo/Alt Plug, 1-Groove Pulley		FD	60	7078		
wo/Alt Plug, 2-Groove Pulley		FD	60	7078		
70-66		FD	55	7058		
	65	w/Alternator	FD	55	7058	
3.8L (232) V6	04-01		FD	105	8266	N8266
	00-94		FD	130	7771	N7771
	86-83		FD	60	7083	
3.9L (238) V6	04		FD	105	8266	N8266
4.0L (245) V6	10-09		ND	150	11429	
	08-05		FD	135	8437	N8437
4.1L (250) L6	73	w/Alt Plug	FD	70	7072-9	N7705-9
		wo/Alt Plug, 1-Groove Pulley	FD	60	7078	
		wo/Alt Plug, 2-Groove Pulley	FD	60	7078	
72-69		FD	55	7058		
4.2L (255) V8	82-80	w/Alt Plug	FD	70	7072-3	N7705-3
		wo/Alt Plug	FD	60	7078	
4.3L (260) V8	65	w/Alternator	FD	55	7058	
		w/Generator	FD	30	5838	
	64		FD	30	5838	
4.6L (281) V8	10-09	w/AT	ND	150	11428	
	08-05		FD	135	8516	N8516
	04-03	DOHC, w/Supercharger	FD	105	8304	N8304
		DOHC, wo/Supercharger	FD	130	8436	N8436
		SOHC	FD	105	8252	N8252
	02	DOHC	FD	130	7781	N7781
		SOHC, Exc Bullit	FD	105	8252	N8252
		SOHC, Bullit	FD	130	7781	N7781
	01	DOHC, w/Supercharger	FD	130	8312	N8312
		DOHC, wo/Supercharger	FD	130	7781	N7781
		SOHC, Exc Bullit	FD	105	8252	N8252
SOHC, Bullit		FD	130	7781	N7781	
00-99	DOHC	FD	130	7781	N7781	
	SOHC	FD	105	8252	N8252	
98-96	DOHC	FD	130	7781	N7781	
	SOHC	FD	130	7776	N7776	
4.7L (289) V8	68-64		FD	55	7058	
5.0L (302) V8	95-94		FD	130	7771	N7771
	93-88		FD	75	7735-10	N7735-10
		87	Std Opt	FD	65	7716-10
	86		FD	75	7735-10	N7735-10
			FD	65	7716-10	N7735-10
	85-82	w/Alt Plug	FD	70	7072-9	N7705-9
		wo/Alt Plug	FD	60	7078	
	79	w/Alt Plug	FD	70	7072-9	N7705-9
		wo/Alt Plug	FD	60	7078	
73-72	w/Alt Plug	FD	70	7072-9	N7705-9	
	wo/Alt Plug	FD	60	7078		
71-68		FD	55	7058		
5.4L (330) V8	10-09		ND	140	11427	
	08-07		FD	110	8517	
5.8L (351) V8	73-72	w/Alt Plug	FD	70	7072-9	N7705-9
		wo/Alt Plug	FD	60	7078	
71-69		FD	55	7058		
6.4L (390) V8	69-67		FD	55	7058	



## ALTERNATORS / ALTERNATEURS / ALTERNADORES

Liter Litre Litro	Year Année Año	Options Options Opciones	Mfg.	Amp	Reman	New Nouveau Nuevo
<b>FORD - continued</b>						
<b>MUSTANG - continued</b>						
7.0L (427) V8	68		FD	55	7058	
7.0L (428) V8	70-68		FD	55	7058	
7.0L (429) V8	71-69		FD	55	7058	
<b>MUSTANG II</b>						
2.0L (122) L4	74	w/Alt Plug	FD	70	7072-9	N7705-9
		wo/Alt Plug	FD	60	7078	
2.3L (140) L4	78-74	w/Alt Plug	FD	70	7072-9	N7705-9
		wo/Alt Plug, 1-Groove Pulley	FD	60	7078	
		wo/Alt Plug, 2-Groove Pulley	FD	60	7078	
2.8L (171) V6	78-74	w/Alt Plug, Std	FD	70	7072-9	N7705-9
		w/Alt Plug, Opt	FD	100	7705-9	
		wo/Alt Plug	FD	60	7078	
5.0L (302) V8	78-75	w/Alt Plug, Std	FD	70	7072-9	N7705-9
		w/Alt Plug, Opt	FD	100	7705-9	
		wo/Alt Plug	FD	60	7078	
<b>PINTO</b>						
1.6L (98) L4	73		FD	60	7078	
	72-71		FD	55	7058	
2.0L (121) L4	74-73	w/Alt Plug	FD	70	7072-9	N7705-9
		wo/Alt Plug	FD	60	7078	
	72-71		FD	55	7058	
2.3L (140) L4	80-74	w/Alt Plug	FD	70	7072-9	N7705-9
		wo/Alt Plug, 1-Groove Pulley	FD	60	7078	
		wo/Alt Plug, 2-Groove Pulley	FD	60	7078	
2.8L (171) V6	79-75	w/Alt Plug, Std	FD	70	7072-9	N7705-9
		w/Alt Plug, Opt	FD	100	7705-9	
		wo/Alt Plug	FD	60	7078	
<b>PROBE</b>						
<b>FORD PROBE ALTERNATOR BULLETINS</b>						
1. #89-7-5 (ISSUED 4/88) TALKS ABOUT REDUCING THE SIZE OF THE PULLEYS (ALTERNATOR AND CRANKSHAFT) TO INCREASE THE CHARGE RATE AT LOWER RPM'S. (FORD PART # E92Z-010344-D).						
2. #91-16-6 (ISSUED 8/91) REPORTS THAT ON SOME 1989-91 PROBE VEHICLES, WATER MAY ENTER THE WIRING CONNECTORS IN THE ENGINE COMPARTMENT AND IN FRONT OF THE RADIATOR (WIRING CONNECTORS THAT JOIN THE BODY AND ENGINE WIRING MAIN HARNESSSES). THIS MAY RESULT IN SHORTED AND / OR CORRODED TERMINALS, CAUSING VARIOUS TYPES OF ELECTRICAL MALFUNCTIONS, INCLUDING A DISCHARGED BATTERY, BLOWN FUSES, HEADLIGHT PROBLEMS, A/C PROBLEMS, OR HEATER BLOWER MOTOR RELAY PROBLEMS. COMPLETE INSPECTION AND WIRING HARNESS REPAIR AS NEEDED IS STRONGLY RECOMMENDED.						
3. THE "HOOD LATCH MICRO SWITCH" MAY BIND, OR BECOME MISALIGNED, AND CAUSE THE UNDER HOOD LAMP TO REMAIN ON. THIS WOULD CAUSE UNDO STRESS ON THE ALTERNATOR BY RUNNING THE BATTERY DOWN OVER NIGHT. THE MICRO SWITCH IS ACTUALLY BUILT INTO THE HOOD RELEASE HANDLE UNDER THE DASH. IT IS RECOMMENDED THAT THE SWITCH BE CHECKED, AND SHIMMED (IF NECESSARY, USING A THIN DIAMETER WASHER), TO ELIMINATE THIS PROBLEM.						
2.0L (121) L4	97-93		MI	80	13445	N13445
2.2L (133) L4	92-90	w/Turbo, w/AT	MI	80	13299	
		w/Turbo, w/MT	MI	70	13297	
		wo/Turbo	MI	70	13297	
	89		MI	70	13196	N13196
2.5L (152) V6	97-93		MI	90	13446	N13446
3.0L (182) V6	92-90		MI	90	13298	
<b>P-SERIES TRUCKS</b>						
2.4L (144) L6	67-65		FD	55	7058	
2.8L (170) L6	67	Std	FD	55	7058	
		Opt HD	FD	65	7068	
			FD	55	7058	
3.6L (220) L4	72-67	Std	FD	55	7058	
		Opt, 70 Amps	FD	65	7068	
		Opt, 90 Amps	FD	90	7069	

## ALTERNATORS / ALTERNATEURS / ALTERNADORES

Liter Litre Litro	Year Année Año	Options Options Opciones	Mfg.	Amp	Reman	New Nouveau Nuevo	
<b>FORD - continued</b>							
<b>P-SERIES TRUCKS - continued</b>							
3.9L (240) L6	74-73	1-Groove Pulley	FD	60	7078		
		2-Groove Pulley	FD	60	7078		
	72		Std, B+ Terminal at 5:00	FD	55	7058	
			Std, B+ Terminal at 7:00, 1-Groove Pulley	FD	60	7078	
			Std, B+ Terminal at 7:00, 2-Groove Pulley	FD	60	7078	
			Opt HD, 70 Amps	FD	65	7068	
	Opt HD, 90 Amps	FD	90	7069			
71-70		Std	FD	55	7058		
		Opt, 70 Amps	FD	65	7068		
		Opt, 90 Amps	FD	90	7069		
69-65		FD	55	7058			
4.0L (242) L4 (Diesel)	71-70		FD	55	7058		
	69-67	Std	FD	55	7058		
		Opt, 70 Amps	FD	65	7068		
	Opt, 90 Amps	FD	90	7069			
4.1L (250) L6	71		FD	55	7058		
4.8L (292) V8	68-64		FD	55	7058		
4.9L (300) L6	76-72	1-Groove Pulley	FD	60	7078		
		2-Groove Pulley	FD	60	7078		
	71-65		FD	55	7058		
5.0L (302) V8	77-72	Std, 1-Groove Pulley	FD	60	7078		
		Std, 2-Groove Pulley	FD	60	7078		
		Opt HD	FD	90	7069		
71-69		FD	55	7058			
5.9L (360) V8	76-72	1-Groove Pulley	FD	60	7078		
		2-Groove Pulley	FD	60	7078		
	71-68		FD	55	7058		
6.4L (390) V8	74-72	1-Groove Pulley	FD	60	7078		
		2-Groove Pulley	FD	60	7078		
	71-68		FD	55	7058		
6.6L (400) V8	77-75	1-Groove Pulley	FD	60	7078		
		2-Groove Pulley	FD	60	7078		
7.5L (460) V8	77	w/Alt Plug	FD	70	7072-9	N7705-9	
		wo/Alt Plug	FD	60	7078		
	76-73		FD	60	7078		
<b>RANCH WAGON</b>							
2.8L (170) L6	67-66	Std	FD	55	7058		
		Opt HD	FD	65	7068		
	64	w/Alternator	FD	55	7058		
3.3L (200) L6	67-66		FD	55	7058		
3.7L (223) L6	64-59	w/Generator	FD	30	5838		
3.9L (240) L6	69-65		FD	55	7058		
4.3L (260) V8	64-63	w/Generator	FD	30	5838		
4.7L (289) V8	68-63		FD	55	7058		
4.8L (292) V8	62-59	w/Generator	FD	30	5838		
	57-56	w/Generator, Std	FD	30	5838		
5.0L (302) V8	72		FD	60	7078		
	71-68		FD	55	7058		
5.4L (332) V8	59	Std	FD	30	5838		
5.8L (351) V8	76-73	w/Alt Plug	FD	70	7072-9	N7705-9	
		wo/Alt Plug	FD	60	7078		
	72-69		FD	55	7058		
5.8L (352) V8	67-65		FD	55	7058		
	64-59	w/Generator	FD	30	5838		
6.4L (390) V8	71-67	Std	FD	55	7058		
		Opt HD	FD	65	7068		
	66-65		FD	55	7058		
	64-61	w/Generator	FD	30	5838		

## ALTERNATORS / ALTERNATEURS / ALTERNADORES

Liter Litre Litro	Year Année Año	Options Options Opciones	Mfg.	Amp	Reman	New Nouveau Nuevo
<b>FORD - continued</b>						
<b>RANCH WAGON - continued</b>						
6.6L (400) V8	76-71	w/Alt Plug	FD	70	7072-9	N7705-9
		wo/Alt Plug	FD	60	7078	
7.0L (427) V8	68-67	Std	FD	55	7058	
		Opt HD	FD	65	7068	
	66	FD	55	7058		
	65	Std	FD	55	7058	
7.0L (428) V8	70-67	Std	FD	55	7058	
		Opt HD	FD	65	7068	
	66	FD	55	7058		
7.0L (429) V8	73-72	w/Alt Plug	FD	70	7072-9	N7705-9
		wo/Alt Plug	FD	60	7078	
	71-69	Std	FD	55	7058	
		Opt HD	FD	65	7068	
7.5L (460) V8	76-73	w/Alt Plug, Std	FD	70	7072-9	N7705-9
		w/Alt Plug, Opt	FD	100	7705-9	
		wo/Alt Plug	FD	60	7078	
<b>RANCHERO</b>						
2.8L (170) L6	68-65		FD	55	7058	
3.3L (200) L6	68-66		FD	55	7058	
	65	w/Alternator	FD	55	7058	
3.7L (223) L6	59		FD	30	5838	
4.1L (250) L6	74-73	w/Alt Plug	FD	70	7072-9	N7705-9
		wo/Alt Plug, 1-Groove Pulley	FD	60	7078	
		wo/Alt Plug, 2-Groove Pulley	FD	60	7078	
	72-69		FD	55	7058	
4.3L (260) V8	64-63	w/Generator	FD	30	5838	
4.7L (289) V8	68-65		FD	55	7058	
4.8L (292) V8	59		FD	30	5838	
	57	Std	FD	30	5838	
5.0L (302) V8	79	w/9:00 Alt Plug	FD	70	7072-9	N7705-9
		w/12:00 Alt Plug	FD	100	7705-12	
		wo/Alt Plug	FD	60	7078	
	78-77	w/Alt Plug, Std	FD	70	7072-9	N7705-9
		w/Alt Plug, Opt	FD	100	7705-9	
	74-73	wo/Alt Plug	FD	60	7078	N7705-9
		w/Alt Plug, Std	FD	70	7072-9	
	72-68	w/Alt Plug, Opt	FD	100	7705-9	N7705-9
		wo/Alt Plug	FD	60	7078	
5.8L (351) V8	79	w/9:00 Alt Plug	FD	70	7072-9	N7705-9
		w/12:00 Alt Plug	FD	100	7705-12	
		wo/Alt Plug	FD	60	7078	
	78-73	w/Alt Plug, Std	FD	70	7072-9	N7705-9
		w/Alt Plug, Opt	FD	100	7705-9	
	72-69	wo/Alt Plug	FD	60	7078	
	72-69		FD	55	7058	
5.8L (352) V8	59		FD	30	5838	
6.4L (390) V8	70-67	Std	FD	55	7058	
		Opt HD	FD	65	7068	
6.6L (400) V8	78-72	w/Alt Plug, Std	FD	70	7072-9	N7705-9
		w/Alt Plug, Opt	FD	100	7705-9	
		wo/Alt Plug	FD	60	7078	
7.0L (427) V8	68	Std	FD	55	7058	
		Opt HD	FD	65	7068	
7.0L (428) V8	69-68	Std	FD	55	7058	
		Opt HD	FD	65	7068	

# ALTERNATORS / ALTERNATEURS / ALTERNADORES

Liter Litre Litro	Year Année Año	Options Options Opciones	Mfg.	Amp	Reman	New Nouveau Nuevo
<b>FORD - continued</b>						
<b>RANCHERO - continued</b>						
7.0L (429) V8	73-72	w/Alt Plug wo/Alt Plug	FD	70	7072-9	N7705-9
			FD	60	7078	
7.5L (460) V8	77-73	Std Opt HD	FD	55	7058	
			FD	65	7068	
			FD	70	7072-9	N7705-9
		w/Alt Plug, Std w/Alt Plug, Opt wo/Alt Plug	FD	100	7705-9	N7705-9
			FD	60	7078	
			FD	60	7078	
<b>RANGER</b>						
<i>NOTICE – 7750 ALTERNATOR APPLICATIONS: ON 1993-1994 FORD RANGER'S, FORD HAS MADE AVAILABLE A SERVICE KIT (PART NUMBER F47Z-14A411-A) THAT WILL PREVENT THE ALTERNATOR FROM BEING ENERGIZED WITH THE KEY OFF (A CONDITION POSSIBLE IF THE HEATER FAN IS ON WHEN THE KEY IS OFF). FAILURE TO REPAIR THIS PROBLEM CAN LEAD TO A "NO START / NO CRANK" CONDITION.</i>						
<i>FORD TECHNICAL SERVICE BULLETIN # 94-18-8 WARNS OF A PROBLEM WITH LOW BATTERY CHARGE DUE TO THE ALTERNATOR BELT SLIPPING WHEN WET (1994-93 MODELS). IT SUGGESTS INSTALLING A NEW SPLASH SHIELD (PART #F37Z-16103-A) TO THE LEFT HAND FENDER APRON TO KEEP ROAD SPLASH FROM ENTERING THE COMPARTMENT.</i>						
<i>CLOCK POSITIONS ARE "BEST INFORMATION AVAILABLE" – ALWAYS VERIFY WITH UNIT COMING OFF VEHICLE.</i>						
2.0L (122) L4	88-85	w/External Reg w/Internal Reg	FD	60	7078	
			FD	65	7716-2	N7735-2
	84-83		FD	60	7078	
2.2L (134) L4 (Diesel)	85-83		FD	60	7078	
2.3L (140) L4	09-07		FD	110	8518	
	06-01		FD	110	8265	N8265
	97-92		FD	95	7750	N7750
	91-90		FD	65	7716-2	N7735-2
	89-85	w/External Reg w/Internal Reg	FD	60	7078	
			FD	65	7716-2	N7735-2
	84-83		FD	60	7078	
2.3L (140) L4 (Diesel)	87-85		FD	65	7716-2	N7735-2
2.5L (153) L4	01-98		FD	95	7750	N7750
2.8L (171) V6	85-83		FD	60	7078	
2.9L (177) V6	92-90	Std Opt	FD	65	7088-2	N7732-2
			FD	75	7732-2	N7732-2
	89-86	w/External Reg w/Internal Reg, Adjusting Ear @ 10:00 w/Internal Reg, Adjusting Ear @ 12:00	FD	60	7078	
			FD	65	7088-2	N7732-2
			FD	65	7716-2	N7735-2
3.0L (182) V6	08-06		FD	130	8520	
	05-92		FD	95	7750	N7750
	91		FD	75	7735-2	N7735-2
4.0L (245) V6	11-10		MI	105	11278	
	09-07		FD	130	8519	N8519
	06		FD	130	8446	N8446
	05-02		FD	95	8258	N8258
	01	Std Opt	FD	95	8258	N8258
			FD	130	7768	N7768
	00-96	Std Opt	FD	95	7750	N7750
			FD	130	7768	N7768
	95-92		FD	95	7750	N7750
91-90		FD	80	7746-2	N7746-2	
<b>SKYLINER</b>						
4.8L (292) V8	59	w/Generator	FD	30	5838	
5.4L (332) V8	59	Std	FD	30	5838	
5.8L (352) V8	59	w/Generator	FD	30	5838	
<b>SPRINT</b>						
4.3L (260) V8	63	w/Generator	FD	30	5838	

# ALTERNATORS / ALTERNATEURS / ALTERNADORES

Liter Litre Litro	Year Année Año	Options Options Opciones	Mfg.	Amp	Reman	New Nouveau Nuevo
<b>FORD - continued</b>						
<b>STARLINER</b>						
3.7L (223) L6	61-60	w/Generator	FD	30	5838	
4.8L (292) V8	61-60	w/Generator	FD	30	5838	
5.8L (352) V8	61-60	w/Generator	FD	30	5838	
<b>SUNLINER</b>						
3.7L (223) L6	64-63	w/Generator	FD	30	5838	
	61-59	w/Generator	FD	30	5838	
4.3L (260) V8	64	w/Generator	FD	30	5838	
4.7L (289) V8	63		FD	55	7058	
4.8L (292) V8	62-59	w/Generator	FD	30	5838	
5.4L (332) V8	59	Std	FD	30	5838	
5.8L (352) V8	64-59	w/Generator	FD	30	5838	
6.4L (390) V8	64-62	w/Generator	FD	30	5838	
<b>TAURUS</b>						
<b>WARNING 13188 ALTERNATOR</b>						
<i>THE 13188 MITSUBISHI ALTERNATOR HAS DEMONSTRATED THE SAME VEHICLE HARNESS PLUG MELTING PROBLEMS THAT HAVE PLAGUED THE MOTORCRAFT INTERNALLY REGULATED ALTERNATORS (NOT THE PLUG ON THE BACK OF THE ALTERNATOR, AS THIS IS SERVICED WHEN THE UNIT IS REMANUFACTURED. SOME REPORT THAT A BAD BATTERY WILL CAUSE THE ALTERNATOR TO REPEATEDLY MELT PLUGS DUE TO A HIGH RATE OF CHARGE OVER A PERIOD OF TIME. IF REPEATED PLUG FAILURE OCCURS, THE BATTERY SHOULD BE REPLACED.</i>						
1. THE 13188 HAS PROBLEMS WITH MELTING OF THE HARNESS PLUG. SEE ABOVE.						
2. THE 7742 HAS A BULLETIN REGARDING A "NO CHARGE" STATE. SEE BELOW.						
2.5L (153) L4	91-90		FD	95	7755-11	N7755-11
	89	Mitsubishi Unit	MI	75	13188	N13188
		Motorcraft Unit	FD	95	7755-11	N7755-11
	88		MI	75	13188	N13188
	87		FD	75	7732-10	N7732-10
	86	w/AC	FD	75	7732-10	N7732-10
		wo/AC	FD	65	7088-10	N7732-10
<i>THE FORD TAURUS FROM 1987 ON, USING THE 7742 (100A) ALTERNATOR MAY EXHIBIT A "NO CHARGE AND CANNOT FULL FIELD" SYMPTOM. THIS IS NOT NECESSARILY A BAD ALTERNATOR. THE CAUSE MAY BE A DEFECTIVE OUTPUT CONTROL RELAY, WHICH IS USED TO DIRECT CURRENT AWAY FROM THE BATTERY TO THE HEATED FRONT WINDSHIELD. THIS RELAY IS LOCATED UNDER THE RIGHT FRONT WHEEL WELL. A DEFECTIVE RELAY WILL HAVE SYMPTOMS LIKE A BAD ALTERNATOR. THE ONLY WAY TO DIAGNOSE THIS IS TO USE A "REMOTE" BATTERY, HOOKED-UP TO THE ALTERNATOR, AND A JUMPER WIRE FROM REMOTE POSITIVE TO ALTERNATOR FIELD.</i>						
<i>THE 8269 LOOKS LIKE THE 7780A, EXCEPT THE 8269 USES A PCM CONTROLLED REGULATOR. THE TWO UNITS WILL NOT INTERCHANGE.</i>						
3.0L (182) V6	07		FD	105	8521	N8521
	06		FD	110	8268	N8268
	05-02	DOHC	FD	130	8269	N8269
		OHV	FD	110	8268	N8268
	01-00	DOHC	FD	130	7780A	N7780A
		OHV	FD	105	8263	N8263
	99-96	DOHC	FD	130	7780	N7780
		OHV, Std	FD	110	7748	N7748
		OHV, Opt	FD	130	7770	N7770
	95-94	Exc SHO	FD	110	7748	N7748
		SHO	FD	130	7769	N7769
	93	Exc SHO	FD	130	7765	N7765
		SHO	MI	90	13230	
	92-91	Exc SHO	FD	130	7756-7	N7756-7
		SHO	MI	90	13230	
	90-89	Exc SHO	FD	100	7742	N7742
		SHO	MI	90	13230	
	88		FD	100	7742	N7742
	87-86	w/9:00 Alt Plug	FD	70	7072-9	N7705-9
		w/12:00 Alt Plug	FD	100	7705-12	N7705-12
3.2L (195) V6	95-93		MI	120	13447	
3.4L (207) V8	99-96		FD	130	7786	N7786
3.5L (213) V6	12-10	Exc SHO, w/Heated/Cooled Front Seats	MI	175	11271	
		Exc SHO, wo/Heated/Cooled Front Seats	MI	150	11273	
	09-08		MI	150	11273	

# ALTERNATORS / ALTERNATEURS / ALTERNADORES

Liter Litre Litro	Year Année Año	Options Options Opciones	Mfg.	Amp	Reman	New Nouveau Nuevo
<b>FORD - continued</b>						
<b>TAURUS - continued</b>						
3.8L (232) V6	95-94		FD	130	7777	N7777
	93-91		FD	130	7752	N7752
	90	w/External Reg	FD	100	7742	N7742
		w/Internal Reg	FD	130	7752	N7752
89-88		FD	100	7742	N7742	
<b>TAURUS X</b>						
3.5L (213) V6	09-08		MI	175	11271	
<b>TEMPO</b>						
1. CLOCK POSITIONS ARE "BEST INFORMATION AVAILABLE" – ALWAYS VERIFY WITH UNIT COMING OFF VEHICLE.						
2. THE 13190 HAS PROBLEMS WITH MELTING OF THE HARNESS PLUG. SEE BELOW.						
3. PULLEYS VARY WITH OPTIONS, BUT ARE TRANSFERRABLE BETWEEN UNITS WITH THE SAME PART NUMBER.						
2.0L (121) L4 (Diesel)	86		FD	65	7088-10	N7732-10
	85-84		FD	60	7083	
<b>WARNING 13190 ALTERNATOR</b>						
<i>THE 13190 MITSUBISHI ALTERNATOR HAS DEMONSTRATED THE SAME VEHICLE HARNESS PLUG MELTING PROBLEMS THAT HAVE PLAGUED THE MOTORCRAFT INTERNALLY REGULATED ALTERNATORS (NOT THE PLUG ON THE BACK OF THE ALTERNATOR, AS THIS IS SERVICED WHEN THE UNIT IS REMANUFACTURED). SOME REPORT THAT A BAD BATTERY WILL CAUSE THE ALTERNATOR TO REPEATEDLY MELT PLUGS DUE TO A HIGH RATE OF CHARGE OVER A PERIOD OF TIME. IF REPEATED PLUG FAILURE OCCURS, THE BATTERY SHOULD BE REPLACED.</i>						
2.3L (140) L4	94-92		FD	95	7760	N7760
	91	w/AT, w/AC	FD	95	7755-11	N7755-11
		w/AT, wo/AC	FD	75	7732-10	N7732-10
		w/MT	FD	75	7732-10	N7732-10
	90-89	w/AT, w/AC	MI	75	13190	N13190
		w/AT, wo/AC, 65 Amps	FD	65	7088-10	N7732-10
		w/AT, wo/AC, 75 Amps	FD	75	7732-10	N7732-10
		w/MT, w/AC	FD	75	7732-10	N7732-10
	88	w/MT, wo/AC	FD	65	7088-10	N7732-10
		w/AT, Mitsubishi Unit	MI	75	13190	N13190
	87	w/AT, Motorcraft Unit	FD	75	7732-10	N7732-10
w/MT		FD	65	7088-10	N7732-10	
86	w/AT	FD	75	7732-10	N7732-10	
	w/MT	FD	65	7088-10	N7732-10	
85	w/PS	FD	65	7088-10	N7732-10	
	wo/PS	FD	65	7088-2	N7732-2	
84	w/External Reg	FD	60	7083		
	w/Internal Reg	FD	65	7088-10	N7732-10	
3.0L (182) V6	94-92		MI	90	13298	
<b>THUNDERBIRD</b>						
2.3L (140) L4	88		MI	75	13189	
	87		FD	75	7735-10	N7735-10
	86-83	1-Groove Pulley	FD	60	7078	
2-Groove Pulley		FD	60	7078		
3.3L (200) L6	82-80	w/Alt Plug	FD	70	7072-9	N7705-9
		wo/Alt Plug, 1-Groove Pulley	FD	60	7078	
		wo/Alt Plug, 2-Groove Pulley	FD	60	7078	
3.8L (232) V6	97-96		FD	130	7771	N7771
	95-94	w/Supercharger	MI	110	13212	
		wo/Supercharger	FD	130	7771	N7771
	93	w/Supercharger	MI	110	13212	
		wo/Supercharger	FD	75	7735-10	N7735-10
	92-89	w/Supercharger	MI	110	13212	
		wo/Supercharger, Std	FD	65	7716-10	N7735-10
		wo/Supercharger, Opt	FD	75	7735-10	N7735-10
88		FD	65	7716-10	N7735-10	
87		FD	65	7088-10	N7732-10	
86-82		FD	60	7083		

## ALTERNATORS / ALTERNATEURS / ALTERNADORES

Liter Litre Litro	Year Année Año	Options Options Opciones	Mfg.	Amp	Reman	New Nouveau Nuevo
<b>FORD - continued</b>						
<b>THUNDERBIRD - continued</b>						
3.9L (240) V8	06-03		ND	150	13978	
	02		FD	110	8256	N8256
4.2L (255) V8	82		FD	60	7083	
	81-80	w/Alt Plug wo/Alt Plug	FD	70	7072-9	N7705-9
			FD	60	7078	
4.6L (281) V8	97-95	Std	FD	130	7776	N7776
	94		FD	130	7764	N7764
5.0L (302) V8	93-91		FD	95	7755-11	N7755-11
	88-86		FD	65	7716-10	N7735-10
	85-83		FD	60	7078	
	81-80	w/Alt Plug wo/Alt Plug	FD	70	7072-9	N7705-9
			FD	60	7078	
	79	w/9:00 Alt Plug w/12:00 Alt Plug wo/Alt Plug	FD	70	7072-9	N7705-9
			FD	100	7705-12	N7705-12
			FD	60	7078	
	78-77	w/Alt Plug, Std w/Alt Plug, Opt wo/Alt Plug	FD	70	7072-9	N7705-9
			FD	100	7705-9	N7705-9
			FD	60	7078	
5.4L (332) V8	59	Std	FD	30	5838	
5.8L (351) V8	79	w/9:00 Alt Plug w/12:00 Alt Plug wo/Alt Plug	FD	70	7072-9	N7705-9
			FD	100	7705-12	N7705-12
			FD	60	7078	
	78-77	w/Alt Plug, Std w/Alt Plug, Opt wo/Alt Plug	FD	70	7072-9	N7705-9
			FD	100	7705-9	N7705-9
			FD	60	7078	
5.8L (352) V8	60-59		FD	30	5838	
6.4L (390) V8	68-65		FD	55	7058	
	64-63	w/Alternator w/Generator	FD	42	7051	
			FD	30	5838	
	62-61	w/Generator	FD	30	5838	
6.6L (400) V8	78-77	w/Alt Plug, Std w/Alt Plug, Opt wo/Alt Plug	FD	70	7072-9	N7705-9
			FD	100	7705-9	N7705-9
			FD	60	7078	
	72	w/Alt Plug, Std w/Alt Plug, Opt wo/Alt Plug	FD	70	7072-9	N7705-9
			FD	100	7705-9	N7705-9
			FD	60	7078	
6.7L (410) V8	63-62		FD	30	5838	
7.0L (427) V8	67-65	Std Opt HD	FD	55	7058	
			FD	65	7068	
	64		FD	55	7058	
7.0L (428) V8	67-66	Std Opt HD	FD	55	7058	
			FD	65	7068	
7.0L (429) V8	73-72	w/Alt Plug wo/Alt Plug	FD	70	7072-9	N7705-9
			FD	60	7078	
	71-69	Std Opt Opt HD	FD	55	7058	
			FD	55	7067	
			FD	65	7068	
	68	Std Opt HD	FD	55	7058	
			FD	65	7068	
7.0L (430) V8	60		FD	30	5838	
7.5L (460) V8	76-72	w/9:00 Alt Plug, Std w/9:00 Alt Plug, Opt wo/Alt Plug	FD	70	7072-9	N7705-9
			FD	100	7705-9	N7705-9
			FD	60	7078	
<b>TORINO</b>						
3.3L (200) L6	68		FD	55	7058	
4.1L (250) L6	74-73	w/Alt Plug wo/Alt Plug, 1-Groove Pulley wo/Alt Plug, 2-Groove Pulley	FD	70	7072-9	N7705-9
			FD	60	7078	
			FD	60	7078	

## ALTERNATORS / ALTERNATEURS / ALTERNADORES

Liter Litre Litro	Year Année Año	Options Options Opciones	Mfg.	Amp	Reman	New Nouveau Nuevo
<b>FORD - continued</b>						
<b>TORINO - continued</b>						
4.1L (250) L6	72	w/Alt Plug wo/Alt Plug, B+ Terminal at 5:00 wo/Alt Plug, B+ Terminal at 7:00, 1-Groove Pulley wo/Alt Plug, B+ Terminal at 7:00, 2-Groove Pulley	FD	70	7072-9	N7705-9
	71-69		FD	55	7058	
5.0L (302) V8	74-73	w/Alt Plug, Std	FD	70	7072-9	N7705-9
		w/Alt Plug, Opt	FD	100	7705-9	N7705-9
		wo/Alt Plug	FD	60	7078	
5.8L (351) V8	76-73	w/Alt Plug, Std	FD	70	7072-9	N7705-9
		w/Alt Plug, Opt	FD	100	7705-9	N7705-9
		wo/Alt Plug	FD	60	7078	
		71-68		FD	55	7058
6.4L (390) V8	70-68	Std	FD	55	7058	
		Opt HD	FD	65	7068	
6.6L (400) V8	76-73	w/Alt Plug, Std	FD	70	7072-9	N7705-9
		w/Alt Plug, Opt	FD	100	7705-9	N7705-9
		wo/Alt Plug	FD	60	7078	
7.0L (427) V8	68	wo/Alt Plug, B+ Terminal at 5:00	FD	55	7058	
		Std	FD	55	7058	
7.0L (428) V8	69-68	Opt HD	FD	65	7068	
		Std	FD	55	7058	
7.0L (429) V8	73-72	Opt HD	FD	65	7068	
		w/Alt Plug	FD	70	7072-9	N7705-9
		wo/Alt Plug	FD	60	7078	
7.5L (460) V8	71-70	Std	FD	55	7058	
		Opt HD	FD	65	7068	
		76-73	w/Alt Plug, Std	FD	70	7072-9
7.5L (460) V8	76-73	w/Alt Plug, Opt	FD	100	7705-9	N7705-9
		wo/Alt Plug	FD	60	7078	
		71-70	Std	FD	55	7058
<b>TRANSIT CONNECT</b>						
2.0L (121) L4	12-10		MI	150	11272	
<b>VICTORIA</b>						
3.7L (223) L6	64-59	w/Generator	FD	30	5838	
4.3L (260) V8	64-63	w/Generator	FD	30	5838	
4.7L (289) V8	63		FD	55	7058	
4.8L (292) V8	62-59	w/Generator	FD	30	5838	
5.4L (332) V8	59	Std	FD	30	5838	
5.8L (352) V8	64-59	w/Generator	FD	30	5838	
6.4L (390) V8	64	w/Generator	FD	30	5838	
	62	w/Generator	FD	30	5838	
<b>WINDSTAR</b>						
<i>THE 7752 AND 7777 LOOK IDENTICAL; THE DIFFERENCE IS THE VOLTAGE REGULATOR. THESE UNITIS WILL NOT INTERCHANGE.</i>						
3.0L (182) V6	00-99		FD	110	7788	N7788
	98-95		FD	130	7770	N7770
3.8L (232) V6	03-99		FD	135	8253	N8253
	98-96		FD	130	7786	N7786
	95	w/Gray Reg on Back of Alt w/White Reg on Back of Alt	FD	130	7752	N7752
			FD	130	7777	N7777
<b>ZX2</b>						
2.0L (121) L4	03-98		FD	95	7794	N7794



## ALTERNATORS / ALTERNATEURS / ALTERNADORES

Liter Litre Litro	Year Année Año	Options Options Opciones	Mfg.	Amp	Reman	New Nouveau Nuevo
<b>FORD - continued</b>						
<b>OLDER MODELS</b>						
3.6L (221) V8	63-59	w/Generator	FD	30	5838	
3.7L (223) L6	64-63	w/Alternator, w/2-Spade Connectors	FD	42	7051	
		w/Alternator, w/Post Connector	FD	55	7058	
		w/Generator, Std	FD	30	5838	
	62-59	w/Generator, Std	FD	30	5838	
4.3L (260) V8	65		FD	55	7058	
	64-62	w/Generator	FD	30	5838	
4.3L (262) L6	64-61	w/Alternator	FD	42	7051	
		w/Generator, Std	FD	30	5838	
4.7L (289) V8	64-63		FD	55	7058	
4.8L (292) V8	64-62	w/Alternator, w/2-Spade Connectors	FD	42	7051	
		w/Alternator, w/Post Connector	FD	55	7058	
		w/Generator, Std	FD	30	5838	
	61-59	w/Generator, Std	FD	30	5838	
5.1L (312) V8	62-59	w/Generator	FD	30	5838	
5.4L (332) V8	59	Std	FD	30	5838	
5.8L (352) V8	64-59	w/Generator	FD	30	5838	
		Std	FD	55	7058	
	57	Opt HD	FD	65	7068	
6.4L (390) V8	64-61	w/Generator	FD	30	5838	
6.6L (406) V8	64-61	w/Generator	FD	30	5838	
7.0L (427) V8	64		FD	55	7058	
7.0L (430) V8	60		FD	30	5838	
<b>FREIGHTLINER</b>						
<b>SPRINTER VAN</b>						
2.7L (165) L5 (Diesel)	06-05	90 Amps	BO	90	12382	N12382
		120 Amps	BO	120	12383	N12383
		150 Amps	BO	150	12384	N12384
		200 Amps	BO	200	12385	N12385
	04-02	90 Amps	BO	90	12382	N12382
		120 Amps	BO	120	12383	N12383
		150 Amps	BO	150	12384	N12384
3.0L (182) V6 (Diesel)	12	220 Amps	VA	220	11457	
	11-10	180 Amps	VA	180	11306	N11306
		220 Amps	VA	220	11457	
	09		VA	220	11457	
	08-07		VA	180	11306	N11306
3.5L (213) V6	08-07	180 Amps	BO	180	11217	
		220 Amps	BO	220	11305	
<b>GEO</b>						
<b>METRO</b>						
<i>THE MITSUBISHI AND NIPPONDENSO ALTERNATORS BELOW WILL INTERCHANGE WITH EACH OTHER, DESPITE THEIR DIFFERENCE IN APPEARANCE. THE PULLEY MUST BE SUPPLIED WITH THE ALTERNATOR WHEN CROSSING BRANDS.</i>						
1.0L	97-96		MI,ND	55	13336	N13336
	95-93	Mitsubishi Unit	MI,ND	55	13415	N13415
		NDenso Unit	ND	50	13316	N13316
	92-89	Mitsubishi Unit	MI,ND	55	13415	N13415
NDenso Unit		MI,ND	55	13415	N13415	
1.3L	97-95		MI,ND	55	13336	N13336
	94-93	DOHC, Mitsubishi Unit	MI,ND	55	13336	N13336
		DOHC, NDenso Unit	MI,ND	55	13336	N13336
		SOHC, Mitsubishi Unit	MI,ND	55	13415	N13415
		SOHC, NDenso Unit	ND	50	13316	N13316
	92	DOHC, Mitsubishi Unit	MI,ND	55	13336	N13336
		DOHC, NDenso Unit	MI,ND	55	13336	N13336
		SOHC, Mitsubishi Unit	MI,ND	55	13415	N13415
SOHC, NDenso Unit		MI,ND	55	13415	N13415	

# ALTERNATORS / ALTERNATEURS / ALTERNADORES

Liter Litre Litro	Year Année Año	Options Options Opciones	Mfg.	Amp	Reman	New Nouveau Nuevo
<b>GEO - continued</b>						
<b>PRIZM</b>						
1.6L	97-96		ND	80	13482	N13482
	95-93	w/AT, Delco Unit	DR	80	8128	N13482
		w/AT, NDenso Unit	ND	80	13482	N13482
		w/MT, Delco Unit	DR	80	8128	N13482
		w/MT, NDenso Unit	ND	80	13482	N13482
	92-89	VIN 5		ND	70	14683
VIN 6, Delco Unit			DR	74	8106-7	N13240
VIN 6, NDenso Unit			ND	70	13240	N13240
1.8L	97-96		ND	80	13482	N13482
	95-93	w/AT, Delco Unit	DR	80	8128	N13482
		w/AT, NDenso Unit	ND	80	13482	N13482
		w/MT, Delco Unit	DR	80	8128	N13482
		w/MT, NDenso Unit	ND	80	13482	N13482
<b>SPECTRUM</b>						
1.5L	89	w/Turbo	ND	60	14732	
		wo/Turbo, w/AC	ND	60	14732	
		wo/Turbo, wo/AC	ND	45	14733	
<b>STORM</b>						
<b>NOTE: 1990 STORM ALTERNATORS (1.6L ENGINE):</b>						
<i>THE DELCO UNITS USED IN THE 1990 STORM (7968 AND 7949) WERE BUILT USING THE GS121 ALTERNATOR AND REGULATOR. BECAUSE OF THE POWER REQUIRED TO ENERGIZE THE BANK OF DASH LIGHTS USED IN THE JAPANESE CARS, A "LAMP CONNECTOR" OR "BOOSTER" WAS DESIGNED AND INSTALLED ON THE BACK OF THESE ALTERNATORS (WHERE THE PLUG FITS). THIS "BOOSTER" IS OFTEN THE FAILURE IN THE UNIT, AND IS NOT AVAILABLE BY ITSELF. THE NIPPONDENSO (JAPANESE) BUILT 14732 (7949) AND THE 13391 (7968) CAN BE INSTALLED, AND WILL WORK PERFECTLY - ALTHOUGH THE BELT MAY NEED TO BE CHANGED. THESE WERE THE ALTERNATORS THAT DELCO WAS TRYING TO "COPY" ORIGINALLY, BUT IN ORDER TO WORK PROPERLY THE 7949 AND 7968 HAD TO BE FIT WITH THE PROPER AMPLIFICATION DEVICE IN ORDER TO HAVE THE CORRECT "L" TERMINAL CURRENT OUTPUT.</i>						
1.6L	93-91		ND	75	13391	
	90	Delco Unit, w/AT	DR	85	7968	
		Delco Unit, w/MT	DR	60	7949	
NDenso Unit		ND	75	13391		
1.8L	93-92	w/AT	ND	80	13424	
		w/MT	ND	80	13424	
<b>TRACKER</b>						
1.6L	97-89		MI,ND	55	13336	N13336
<b>GMC</b>						
<b>ACADIA</b>						
3.6L (217) V6	11-07		ND	170	11252	
<b>C SERIES PICKUPS - SEE C / K / R / V SERIES PICKUPS</b>						
<b>C / K / R / V SERIES PICKUPS</b>						
<i>LATE MODEL C / K SERIES PICKUPS CAN COME WITH AN ALTERNATOR THAT LOOKS IDENTICAL IN EVERY WAY, EXCEPT THE PLUG DIFFERS. THE 8292 COMES WITH A WIDER OVAL PLUG THAN THE 8302, AND THE UNIT'S VOLTAGE REGULATORS ARE DIFFERENT, AND NO ATTEMPT SHOULD BE MADE TO TRY TO MAKE ONE WORK IN PLACE OF THE OTHER.</i>						
2.5L (153) L4	65-64		DR	60	7111	
3.1L (194) L6	67-63		DR	60	7111	
3.7L (228) L6	53	6 1/8" Mtg Distance	DR	35	9202	
		7 1/8" Mtg Distance	DR	45	9205	
	52-50		DR	25	9410	
3.8L (230) L6	69-63		DR	60	7111	
4.1L (248) L6	55-53		DR	35	9202	
4.1L (250) L6	84	w/AC	DR	78	7273-9	N7273-9
		wo/AC	DR	63	7127-9	N7127-9
		Opt HD	DR	108	7290-12	N7290-12
	83	w/AC	DR	78	7273-9	N7273-9
		wo/AC	DR	63	7127-9	N7127-9
	82-81		DR	63	7127-9	N7127-9

## ALTERNATORS / ALTERNATEURS / ALTERNADORES

Liter Litre Litro	Year Année Año	Options Options Opciones	Mfg.	Amp	Reman	New Nouveau Nuevo
<b>GMC - continued</b>						
<b>C / K / R / V SERIES PICKUPS - continued</b>						
4.1L (250) L6	80	w/Dbl Mtg Foot (Opt HD) w/Sgl Mtg Foot	DR	80	7135	
			DR	63	7127-9	N7127-9
	79-73		DR	63	7127-9	N7127-9
	72		DR	55	7133	
	71-69		DR	55	7122	
	68-66		DR	60	7111	
4.3L (262) V6	11	Std Opt	DR	145	8550	
			DR	160	8301	N8301
	10-09	Bosch Unit Delco Unit, Std, DR37 Type Delco Unit, Std, DR44 Type Delco Unit, Opt	BO	125	11234	N11234
			DR	145	8550	
			DR	145	8302	N8302
			DR	160	8301	N8301
	08	Bosch Unit Delco Unit, Std Delco Unit, Opt	BO	125	11234	N11234
			DR	145	8302	N8302
			DR	160	8301	N8301
	07	Exc Classic, Bosch Unit Exc Classic, Delco Unit, Std Exc Classic, Delco Unit, Opt Classic, Bosch Unit Classic, Delco Unit	BO	125	11234	N11234
			DR	145	8302	N8302
			DR	160	8301	N8301
			BO	160	11075	N11075
			DR	145	8302	N8302
	06-05	Bosch Unit Delco Unit	BO	160	11075	N11075
			DR	145	8302	N8302
	04-03	Std Opt	DR	105	8247	N8247
			DR	145	8292	N8292
	02-99	Std Opt	DR	105	8247	N8247
			DR	130	8237	N8237
	98	External Fan Alt, Std External Fan Alt, Opt Internal Fan Alt	DR	124	8203-5	N8203-5
			DR	140	8219-5	N8219-5
			DR	105	8206-5	N8206-5
97-96		DR	105	8206-5	N8206-5	
95-94		DR	105	8165-7	N8165-7	
93		DR	105	7861-7	N7861-7	
92	Std Opt	DR	105	7861-7	N7861-7	
		DR	105	7861-7	N7861-7	
91-90	w/AC wo/AC	DR	105	7861-7	N7861-7	
		DR	105	7861-7	N7861-7	
89-88	w/AC wo/AC	DR	105	7861-11	N7861-11	
		DR	105	7861-11	N7861-11	
87	w/2-Pin Alt Plug, Std w/2-Pin Alt Plug, Opt w/4-Pin Alt Plug, 4-Groove Pulley w/4-Pin Alt Plug, 6-Groove Pulley	DR	78	7273-12	N7273-12	
		DR	94	7294-12	N7294-12	
		DR	105	7861-11	N7861-11	
		DR	105	7861-11	N7861-11	
86-85	w/AC or HBW wo/AC	DR	78	7273-12	N7273-12	
		DR	63	7127-12	N7127-12	
4.4L (270) L6	62-60		DR	30	9005	
	59-56	20 Amps 30 Amps	DR	20	10240	
		DR	30	9005		
4.6L (283) V8	67-63		DR	60	7111	
	62-60		DR	30	9005	
	59-57	20 Amps 30 Amps	DR	20	10240	
		DR	30	9005		
4.7L (288) V8	55	20 Amps 30 Amps	DR	20	10240	
			DR	30	9005	
4.8L (292) L6	88-83	w/AC wo/AC	DR	78	7273-9	N7273-9
			DR	63	7127-9	N7127-9
	82-81		DR	63	7127-9	N7127-9
	80	w/Dbl Mtg Foot w/Sgl Mtg Foot	DR	80	7135	
			DR	63	7127-9	N7127-9
	79-73		DR	63	7127-9	N7127-9

## ALTERNATORS / ALTERNATEURS / ALTERNADORES

Liter Litre Litro	Year Année Año	Options Options Opciones	Mfg.	Amp	Reman	New Nouveau Nuevo
<b>GMC - continued</b>						
<b>C / K / R / V SERIES PICKUPS - continued</b>						
4.8L (292) L6	72		DR	55	7133	
	71-69		DR	55	7122	
	68-63		DR	60	7111	
4.8L (294) V8	11		DR	160	8301	N8301
	10-09	Bosch Unit	BO	125	11234	N11234
		Delco Unit, Std, DR37 Type	DR	145	8550	
		Delco Unit, Std, DR44 Type	DR	145	8302	N8302
		Delco Unit, Opt	DR	160	8301	N8301
	08	Bosch Unit	BO	125	11234	N11234
		Delco Unit, Std	DR	145	8302	N8302
		Delco Unit, Opt	DR	160	8301	N8301
	07	Exc Classic, Bosch Unit	BO	125	11234	N11234
		Exc Classic, Delco Unit, Std	DR	145	8302	N8302
		Exc Classic, Delco Unit, Opt	DR	160	8301	N8301
		Classic, Bosch Unit	BO	160	11075	N11075
	06-05	Classic, Delco Unit	DR	145	8302	N8302
Bosch Unit		BO	160	11075	N11075	
04-03	Delco Unit	DR	145	8302	N8302	
	Std	DR	105	8247	N8247	
02-99	Opt	DR	145	8292	N8292	
	Std	DR	105	8247	N8247	
	Opt	DR	130	8237	N8237	
5.0L (305) V6	62-60		DR	30	9005	
5.0L (305) V8	99-96	External Fan Alt, Std	DR	124	8203-5	N8203-5
		External Fan Alt, Opt	DR	140	8219-5	N8219-5
		Internal Fan Alt	DR	105	8206-5	N8206-5
	95-94	Std	DR	105	8165-7	N8165-7
		Opt	DR	124	7901-2	N7901-2
	93	Std	DR	105	7861-7	N7861-7
		Opt	DR	124	7901-2	N7901-2
	92	Std	DR	105	7861-7	N7861-7
		Opt, 100 Amps	DR	105	7861-7	N7861-7
		Opt, 124 Amps	DR	124	7901-2	N7901-2
	91-90	w/AC	DR	105	7861-7	N7861-7
		wo/AC	DR	105	7861-7	N7861-7
		Opt HD	DR	124	7901-2	N7901-2
	89-88	w/AC	DR	105	7861-11	N7861-11
		wo/AC	DR	105	7861-11	N7861-11
	87	w/2-Pin Alt Plug, Std	DR	78	7273-3	N7273-3
		w/2-Pin Alt Plug, Opt	DR	94	7294-3	N7294-3
		w/4-Pin Alt Plug, 4-Groove Pulley	DR	105	7861-11	N7861-11
		w/4-Pin Alt Plug, 6-Groove Pulley	DR	105	7861-11	N7861-11
	86	Std	DR	63	7127-3	N7127-3
Opt		DR	78	7273-9	N7273-9	
85	Std	DR	63	7127-3	N7127-3	
	Opt	DR	78	7273-3	N7273-3	
84-83	w/AC	DR	78	7273-3	N7273-3	
	wo/AC	DR	63	7127-3	N7127-3	
82-81		DR	63	7127-3	N7127-3	
80	w/Dbl Mtg Foot (Opt HD)	DR	80	7135		
	w/Sgl Mtg Foot	DR	63	7127-3	N7127-3	
79-76		DR	63	7127-3	N7127-3	
5.0L (307) V8	73		DR	63	7127-9	N7127-9
	72		DR	55	7133	
	71-69		DR	55	7122	
	68		DR	60	7111	
5.2L (317) V8	56	20 Amps	DR	20	10240	
		30 Amps	DR	30	9005	

# ALTERNATORS / ALTERNATEURS / ALTERNADORES

Liter Litre Litro	Year Année Año	Options Options Opciones	Mfg.	Amp	Reman	New Nouveau Nuevo	
<b>GMC - continued</b>							
<b>C / K / R / V SERIES PICKUPS - continued</b>							
5.3L (323) V8	11	Std	DR	145	8550		
		Opt	DR	160	8301	N8301	
	10-09	Bosch Unit	BO	125	11234		N11234
		Delco Unit, Std, DR37 Type	DR	145	8550		
		Delco Unit, Std, DR44 Type	DR	145	8302		N8302
		Delco Unit, Opt	DR	160	8301		N8301
	08	Bosch Unit	BO	125	11234		N11234
		Delco Unit, Std	DR	145	8302		N8302
		Delco Unit, Opt	DR	160	8301		N8301
	07	Exc Classic, Bosch Unit	BO	125	11234		N11234
		Exc Classic, Delco Unit, Std	DR	145	8302		N8302
		Exc Classic, Delco Unit, Opt	DR	160	8301		N8301
		Classic, Bosch Unit	BO	160	11075		N11075
		Classic, Delco Unit	DR	145	8302		N8302
06-05	Bosch Unit	BO	160	11075		N11075	
	Delco Unit	DR	145	8302		N8302	
04-03	Std	DR	105	8247		N8247	
	Opt	DR	145	8292		N8292	
02-99	Std	DR	105	8247		N8247	
	Opt	DR	130	8237		N8237	
5.4L (327) V8	68-63		DR	60	7111		
	62		DR	30	9005		
5.5L (336) V8	59-58	20 Amps	DR	20	10240		
		30 Amps	DR	30	9005		
5.7L (348) V8	57	20 Amps	DR	20	10240		
		30 Amps	DR	30	9005		
5.7L (350) V8	00-96	External Fan Alt, Std	DR	124	8203-5	N8203-5	
		External Fan Alt, Opt	DR	140	8219-5	N8219-5	
		Internal Fan Alt	DR	105	8206-5	N8206-5	
	95-94	Std	DR	105	8165-7	N8165-7	
		Opt	DR	124	7901-2	N7901-2	
	93	w/1:00 Alt Plug	DR	124	7901-2	N7901-2	
		w/7:00 Alt Plug, Std	DR	105	7861-7	N7861-7	
		w/7:00 Alt Plug, Opt	DR	105	8165-7	N8165-7	
	92	w/AC	DR	105	7861-7	N7861-7	
		wo/AC, Std	DR	105	7861-7	N7861-7	
		wo/AC, Opt	DR	105	7861-7	N7861-7	
		Opt HD	DR	124	7901-2	N7901-2	
	91	Exc RV3 Models - w/AC	DR	105	7861-7	N7861-7	
		Exc RV3 Models - wo/AC	DR	105	7861-7	N7861-7	
		Exc RV3 Models - Opt HD	DR	124	7901-2	N7901-2	
		RV3 Models - Std	DR	105	7802-3	N7802-3	
		RV3 Models - Opt	DR	124	7901-2	N7901-2	
	90	w/AC	DR	105	7861-7	N7861-7	
		wo/AC	DR	105	7861-7	N7861-7	
	89	C,K Series - w/AC	DR	105	7861-11	N7861-11	
		C,K Series - wo/AC	DR	105	7861-11	N7861-11	
		R,V Series - w/2-Pin Alt Plug, Std	DR	78	7273-3	N7273-3	
		R,V Series - w/2-Pin Alt Plug, Opt	DR	94	7294-3	N7294-3	
R,V Series - w/4-Pin Alt Plug		DR	105	7861-7	N7861-7		
88-87	C,K Series - w/AC	DR	105	7861-11	N7861-11		
	C,K Series - wo/AC	DR	105	7861-11	N7861-11		
	R,V Series - w/2-Pin Alt Plug, Std	DR	78	7273-3	N7273-3		
	R,V Series - w/2-Pin Alt Plug, Opt	DR	94	7294-3	N7294-3		
	R,V Series - w/4-Pin Alt Plug	DR	105	7802-11	N7802-11		

## ALTERNATORS / ALTERNATEURS / ALTERNADORES

Liter Litre Litro	Year Année Año	Options Options Opciones	Mfg.	Amp	Reman	New Nouveau Nuevo
<b>GMC - continued</b>						
<b>C / K / R / V SERIES PICKUPS - continued</b>						
5.7L (350) V8	86	VIN L, w/AC	DR	78	7273-9	N7273-9
		VIN L, wo/AC, Std	DR	63	7127-3	N7127-3
		VIN L, wo/AC, Opt	DR	78	7273-9	N7273-9
		VIN M, w/AC	DR	78	7273-3	N7273-3
		VIN M, wo/AC	DR	63	7127-3	N7127-3
	85-83	w/AC	DR	78	7273-3	N7273-3
		wo/AC	DR	63	7127-3	N7127-3
	82-81	w/AC	DR	63	7127-3	N7127-3
		wo/AC, w/3:00 Alt Plug	DR	63	7127-3	N7127-3
		wo/AC, w/9:00 Alt Plug	DR	63	7127-9	N7127-9
	80	w/DbI Mtg Foot (Opt HD)	DR	80	7135	
w/Sgl Mtg Foot		DR	63	7127-3	N7127-3	
79-73		DR	63	7127-3	N7127-3	
72		DR	55	7133		
71-69		DR	55	7122		
5.7L (350) V8 (Diesel)	81	w/AC	DR	63	7127-9	N7127-9
		wo/AC	DR	63	7127-3	N7127-3
	80	w/DbI Mtg Foot (Opt HD)	DR	80	7135	
	w/Sgl Mtg Foot	DR	63	7127-3	N7127-3	
79-78		DR	63	7127-3	N7127-3	
6.0L (364) V8	11	Bosch Unit	BO	125	11234	N11234
		Delco Unit	DR	160	8301	N8301
	10-09	Bosch Unit	BO	125	11234	N11234
		Delco Unit, Std, DR37 Type	DR	145	8550	
		Delco Unit, Std, DR44 Type	DR	145	8302	N8302
		Delco Unit, Opt	DR	160	8301	N8301
	08	Bosch Unit	BO	125	11234	N11234
		Delco Unit, Std	DR	145	8302	N8302
		Delco Unit, Opt	DR	160	8301	N8301
	07	Exc Classic, Bosch Unit	BO	125	11234	N11234
		Exc Classic, Delco Unit, Std	DR	145	8302	N8302
		Exc Classic, Delco Unit, Opt	DR	160	8301	N8301
		Classic, w/2-Pin Alt Plug, Std	DR	145	8302	N8302
		Classic, w/2-Pin Alt Plug, Opt	BO	160	11075	N11075
		Classic, w/4-Pin Alt Plug, Std	BO	100	11348	
		Classic, w/4-Pin Alt Plug, Opt	DR	145	8292	N8292
	06	Bosch Unit, w/2-Pin Alt Plug	BO	160	11075	N11075
		Bosch Unit, w/4-Pin Alt Plug	BO	100	11076	N11076
		Delco Unit, w/2-Pin Alt Plug	DR	145	8302	N8302
		Delco Unit, w/4-Pin Alt Plug	DR	145	8292	N8292
	05	Bosch Unit, w/2-Pin Alt Plug	BO	160	11075	N11075
Bosch Unit, w/4-Pin Alt Plug		BO	100	11076	N11076	
Delco Unit, w/2-Pin Alt Plug		DR	145	8302	N8302	
Delco Unit, w/4-Pin Alt Plug, Std		DR	105	8247	N8247	
Delco Unit, w/4-Pin Alt Plug, Opt		DR	145	8292	N8292	
04-03	Std	DR	105	8247	N8247	
	Opt	DR	145	8292	N8292	
02-99	Std	DR	105	8247	N8247	
	Opt	DR	130	8237	N8237	
6.2L (376) V8	11		DR	160	8301	N8301
	10-09	Bosch Unit	BO	125	11234	N11234
		Delco Unit, Std, DR37 Type	DR	145	8550	
		Delco Unit, Std, DR44 Type	DR	145	8302	N8302
		Delco Unit, Opt	DR	160	8301	N8301
	08-07	Bosch Unit	BO	125	11234	N11234
Delco Unit, Std		DR	145	8302	N8302	
	Delco Unit, Opt	DR	160	8301	N8301	

# ALTERNATORS / ALTERNATEURS / ALTERNADORES

Liter Litre Litro	Year Année Año	Options Options Opciones	Mfg.	Amp	Reman	New Nouveau Nuevo
<b>GMC - continued</b>						
<b>C / K / R / V SERIES PICKUPS - continued</b>						
6.2L (379) V8 (Diesel)	93		DR	105	8165-11	N8165-11
	92	w/AC	DR	105	7861-11	N7861-11
		wo/AC	DR	105	7861-11	N7861-11
	91	C,K Series - w/AC	DR	105	7861-11	N7861-11
		C,K Series - wo/AC	DR	105	7861-11	N7861-11
		R,V Series	DR	105	7802-11	N7802-11
	90-87	C,K Series - w/AC	DR	105	7861-11	N7861-11
		C,K Series - wo/AC	DR	105	7861-11	N7861-11
		R,V Series	DR	78	7273-12	N7273-12
	86-83	Std	DR	78	7273-12	N7273-12
Opt HD		DR	108	7290-9		
82		DR	63	7127-12	N7127-12	
6.5L (395) V8 (Diesel)	02-01		DR	105	8206-5	N8206-5
	00-98	External Fan Alt, Std	DR	124	8203-5	N8203-5
		External Fan Alt, Opt	DR	140	8219-5	N8219-5
		Internal Fan Alt, Standard Pulley	DR	105	8206-5	N8206-5
		Internal Fan Alt, Tapered Collar Pulley	DR	100	8227-5	N8206-5
	97-96	External Fan Alt	DR	124	8203-5	N8203-5
		Internal Fan Alt, Standard Pulley	DR	105	8206-5	N8206-5
		Internal Fan Alt, Tapered Collar Pulley	DR	100	8227-5	N8206-5
	95		DR	105	8165-11	N8165-11
	94	w/7:00 Alt Plug	DR	105	8165-7	N8165-7
w/11:00 Alt Plug		DR	105	8165-11	N8165-11	
93		DR	105	8165-11	N8165-11	
92	w/AC	DR	105	7861-11	N7861-11	
	wo/AC	DR	105	7861-11	N7861-11	
6.5L (396) V8	69-68		DR	55	7122	
6.6L (400) V8	80	w/DbI Mtg Foot (Opt HD)	DR	80	7135	
		w/Sgl Mtg Foot	DR	63	7127-3	N7127-3
	79-75		DR	63	7127-3	N7127-3
6.6L (400) V8 (Diesel)	11		BO	125	11234	N11234
	10-09	Bosch Unit	BO	125	11234	N11234
		Delco Unit, Std, DR37 Type	DR	145	8550	
		Delco Unit, Std, DR44 Type	DR	145	8302	N8302
		Delco Unit, Opt	DR	160	8301	N8301
	08	Bosch Unit	BO	125	11234	N11234
		Delco Unit, Std	DR	145	8302	N8302
		Delco Unit, Opt	DR	160	8301	N8301
	07	Exc Classic, Bosch Unit	BO	125	11234	N11234
		Exc Classic, Delco Unit, Std	DR	145	8302	N8302
		Exc Classic, Delco Unit, Opt	DR	160	8301	N8301
		Classic, Bosch Unit	BO	100	11348	
		Classic, Delco Unit	DR	145	8489	N8489
	06	VIN 2, Bosch Unit	BO	100	11076	N11076
		VIN 2, Delco Unit	DR	145	8292	N8292
VIN D		DR	145	8489	N8489	
05-03	Std	DR	105	8247	N8247	
	Opt	DR	145	8292	N8292	
02-01	Std	DR	105	8247	N8247	
	Opt	DR	130	8237	N8237	
6.6L (402) V8	72		DR	55	7133	
	71-70		DR	55	7122	
7.4L (454) V8	00-96	External Fan Alt, Std	DR	124	8203-5	N8203-5
		External Fan Alt, Opt	DR	140	8219-5	N8219-5
		Internal Fan Alt	DR	105	8206-5	N8206-5
	95-94		DR	105	8165-7	N8165-7

## ALTERNATORS / ALTERNATEURS / ALTERNADORES

Liter Litre Litro	Year Année Año	Options Options Opciones	Mfg.	Amp	Reman	New Nouveau Nuevo
<b>GMC - continued</b>						
<b>C / K / R / V SERIES PICKUPS - continued</b>						
7.4L (454) V8	93	w/3:00 Alt Plug	DR	105	7802-3	N7802-3
		w/11:00 Alt Plug, 1st Prod	DR	124	7901-11	
		w/11:00 Alt Plug, 2nd Prod	DR	124	8214-11	
	92	w/AC	DR	105	7802-3	N7802-3
		wo/AC	DR	105	7802-3	
		Opt HD	DR	124	7901-11	
	91	C,K Series - w/AC	DR	105	7802-3	N7802-3
		C,K Series - wo/AC	DR	105	7802-3	
		RV2 Models	DR	105	7802-3	
		RV3 Models - Std	DR	105	7802-11	
		RV3 Models - Opt	DR	124	7901-7	
	90	C,K Series - w/AC	DR	105	7802-3	N7802-3
		C,K Series - wo/AC	DR	105	7802-3	
		RV2 Models	DR	105	7802-3	
		RV3 Models - w/2-Pin Alt Plug, w/AC	DR	94	7294-12	
		RV3 Models - w/2-Pin Alt Plug, wo/AC	DR	78	7273-12	
	89	C,K Series - w/AC	DR	105	7802-3	N7802-3
		C,K Series - wo/AC	DR	105	7802-3	
		R,V Series - w/2-Pin Alt Plug, Std	DR	78	7273-12	
		R,V Series - w/2-Pin Alt Plug, Opt	DR	94	7294-12	
R,V Series - w/4-Pin Alt Plug, Std		DR	105	7802-3		
88	C,K Series - w/AC	DR	105	7802-3	N7802-3	
	C,K Series - wo/AC	DR	105	7802-3		
	R,V Series - w/2-Pin Alt Plug, Std	DR	78	7273-12		
	R,V Series - w/2-Pin Alt Plug, Opt	DR	94	7294-12		
	R,V Series - w/4-Pin Alt Plug	DR	105	7802-11		
87	C,K Series - w/AC	DR	105	7802-3	N7802-3	
	C,K Series - wo/AC	DR	105	7802-3		
	R,V Series - Std	DR	78	7273-12		
	R,V Series - Opt	DR	94	7294-12		
86	Std	DR	63	7127-12	N7127-12	
	Opt	DR	94	7294-12		
85	California, Std	DR	63	7127-3	N7127-3	
	California, Opt, 78 Amps	DR	78	7273-3		
	California, Opt, 94 Amps	DR	94	7294-3		
	Federal, w/DbI Mtg Foot (Opt HD)	DR	80	7135		
	Federal, w/Sgl Mtg Foot, Std	DR	63	7127-12		
	Federal, w/Sgl Mtg Foot, Opt, 78 Amps	DR	78	7273-12		
	Federal, w/Sgl Mtg Foot, Opt, 94 Amps	DR	94	7294-12		
84	w/AC, Std	DR	78	7273-3	N7273-3	
	w/AC, Opt	DR	94	7294-3		
	wo/AC	DR	63	7127-3		
83	w/AC	DR	78	7273-3	N7273-3	
	wo/AC	DR	63	7127-3		
82-80	w/DbI Mtg Foot (Opt HD)	DR	80	7135	N7127-3	
	w/Sgl Mtg Foot	DR	63	7127-3		
79-73		DR	63	7127-3	N7127-3	
8.1L (496) V8	07	Bosch Unit	BO	100	11348	N8292
		Delco Unit	DR	145	8292	
	06	Bosch Unit	BO	100	11076	N8292
		Delco Unit	DR	145	8292	
	05-03	Std	DR	105	8247	N8247
		Opt	DR	145	8292	
	02-01	Std	DR	105	8247	N8237
		Opt	DR	130	8237	



# ALTERNATORS / ALTERNATEURS / ALTERNADORES

Liter Litre Litro	Year Année Año	Options Options Opciones	Mfg.	Amp	Reman	New Nouveau Nuevo
<b>GMC - continued</b>						
<b>CABALLERO</b>						
3.3L (200) V6	79-78		DR	63	7127-12	N7127-12
3.8L (229) V6	84		DR	78	7273-12	N7273-12
	83	w/AC	DR	70	7137-6	
		wo/AC	DR	78	7273-12	N7273-12
		Opt HD	DR	85	7134-6	
	82	w/AC, Std	DR	63	7127-12	N7127-12
		w/AC, Opt HD	DR	85	7134-3	
		wo/AC	DR	63	7127-12	N7127-12
	81-80	w/AC, w/Dbl Mtg Foot (Opt HD)	DR	80	7135	
		w/AC, w/Sgl Mtg Foot, Std	DR	63	7127-12	N7127-12
		w/AC, w/Sgl Mtg Foot, Opt	DR	85	7134-3	
		wo/AC	DR	63	7127-12	N7127-12
3.8L (230) L6	69-68		DR	60	7111	
3.8L (231) V6	84	Std	DR	78	7273-3	N7273-3
		Std HD	DR	70	7137-6	
		Opt	DR	94	7294-3	N7294-3
		Opt HD	DR	85	7134-6	
	83	w/AC, Std	DR	78	7273-6	
		w/AC, Opt HD	DR	70	7137-6	
		wo/AC	DR	63	7127-3	N7127-3
	82-80	w/AC	DR	70	7137-6	
		wo/AC	DR	63	7127-3	N7127-3
		Opt HD	DR	85	7134-3	
	79-78		DR	63	7127-3	N7127-3
4.1L (250) L6	74-73		DR	63	7127-9	N7127-9
	70-69		DR	55	7122	
	68		DR	60	7111	
4.3L (262) V6	87-86	w/AC	DR	94	7294-12	N7294-12
		w/HBW	DR	78	7273-9	N7273-9
		wo/AC	DR	78	7273-12	N7273-12
	85	w/AC	DR	94	7294-12	N7294-12
		w/HBW	DR	78	7273-12	N7273-12
		wo/AC	DR	78	7273-12	N7273-12
4.4L (267) V8	82	w/AC, Std	DR	63	7127-3	N7127-3
		w/AC, Opt HD	DR	85	7134-3	
		wo/AC	DR	63	7127-3	N7127-3
	81-80	w/AC, w/Dbl Mtg Foot (Opt HD)	DR	80	7135	
		w/AC, w/Sgl Mtg Foot, Std	DR	63	7127-3	N7127-3
		w/AC, w/Sgl Mtg Foot, Opt HD	DR	85	7134-3	
		wo/AC	DR	63	7127-3	N7127-3
	79	w/AC, w/Dbl Mtg Foot (Opt HD)	DR	80	7135	
		w/AC, w/Sgl Mtg Foot	DR	63	7127-3	N7127-3
		wo/AC	DR	63	7127-3	N7127-3
5.0L (305) V8	87-86		DR	78	7273-9	N7273-9
	85	w/AC	DR	78	7273-9	N7273-9
		wo/AC	DR	78	7273-3	N7273-3
	84	w/AC or HBW	DR	78	7273-3	N7273-3
		wo/AC	DR	63	7127-3	N7127-3
	83	w/AC, Std	DR	78	7273-3	N7273-3
		w/AC, Opt HD	DR	85	7134-12	N7290-12
		w/HBW	DR	78	7273-3	N7273-3
		wo/AC	DR	63	7127-3	N7127-3
	82	Std	DR	63	7127-3	N7127-3
		Opt	DR	85	7134-3	
	81-80	w/Dbl Mtg Foot	DR	80	7135	
		w/Sgl Mtg Foot, Std	DR	63	7127-3	N7127-3
		w/Sgl Mtg Foot, Opt HD	DR	85	7134-3	
	79-78	w/Dbl Mtg Foot	DR	80	7135	
		w/Sgl Mtg Foot	DR	63	7127-3	N7127-3

## ALTERNATORS / ALTERNATEURS / ALTERNADORES

Liter Litre Litro	Year Année Año	Options Options Opciones	Mfg.	Amp	Reman	New Nouveau Nuevo
<b>GMC - continued</b>						
<b>CABALLERO - continued</b>						
5.0L (307) V8	70-69		DR	55	7122	
	68		DR	60	7111	
5.4L (327) V8	68		DR	60	7111	
5.7L (350) V8	79-78	w/Dbl Mtg Foot (Opt HD) w/Sgl Mtg Foot	DR	80	7135	N7127-3
			DR	63	7127-3	
	70-69		DR	55	7122	
5.7L (350) V8 (Diesel)	84	w/Gauges, w/AC	DR	78	7292-9R	N7830-9
		w/Gauges, wo/AC	DR	78	7292-3R	
		wo/Gauges, w/AC	DR	78	7292-9	
		wo/Gauges, wo/AC	DR	78	7292-3	
	83	w/Gauges, w/AC	DR	78	7273-9R	N7273-9
		w/Gauges, wo/AC	DR	78	7273-3R	
		wo/Gauges, w/AC, Std	DR	78	7273-9	
		wo/Gauges, w/AC, Opt HD	DR	85	7134-6	
		wo/Gauges, wo/AC, Std	DR	78	7273-3	N7273-3
		wo/Gauges, wo/AC, Opt HD	DR	85	7134-3	
6.5L (396) V8	69		DR	60	7111	
6.6L (400) V8	70		DR	55	7122	
6.6L (402) V8	70		DR	60	7111	
7.4L (454) V8	70		DR	55	7122	
<b>CANYON</b>						
2.8L (169) L4	06-04		VA	100	11047	N11047
2.9L (178) L4	11-07		VA	120	11148	
3.5L (211) L5	06-04		VA	100	11047	N11047
3.7L (223) L5	11-07		VA	120	11148	
5.3L (325) V8	11		DR	145	8550	
	10-09	DR37 Type DR44 Type	DR	145	8550	N8302
		DR	145	8302		
<b>DENALI - SEE YUKON</b>						
<b>DENALI XL - SEE YUKON XL</b>						
<b>ENVOY</b>						
4.2L (256) L6	09-07		DR	150	8498	N8498
	06		DR	150	8497	N8497
	05-02		DR	150	8290	N8290
5.3L (323) V8	09-07		DR	145	8302	N8302
	06-03		DR	145	8292	N8292
<b>G SERIES VANS</b>						
2.5L (153) L4	64		DR	60	7111	
3.1L (194) L6	66		DR	60	7111	
3.8L (230) L6	69-64		DR	60	7111	
4.1L (250) L6	84	w/AC	DR	78	7273-9	N7273-9
		wo/AC	DR	63	7127-9	N7127-9
		Opt HD	DR	108	7290-12	N7290-12
	83	w/AC	DR	78	7273-9	N7273-9
		wo/AC	DR	63	7127-9	N7127-9
	82-73		DR	63	7127-9	N7127-9
	72		DR	55	7133	
	71-69		DR	55	7122	
68-66		DR	60	7111		
4.3L (262) V6	98	External Fan Alt, Std	DR	124	8203-5	N8203-5
		External Fan Alt, Opt	DR	140	8219-5	N8219-5
		Internal Fan Alt	DR	105	8206-5	N8206-5
	97	External Fan Alt	DR	124	8203-5	N8203-5
		Internal Fan Alt	DR	105	8206-5	N8206-5

# ALTERNATORS / ALTERNATEURS / ALTERNADORES

Liter Litre Litro	Year Année Año	Options Options Opciones	Mfg.	Amp	Reman	New Nouveau Nuevo
<b>GMC - continued</b>						
<b>G SERIES VANS - continued</b>						
4.3L (262) V6	96	VIN W, External Fan Alt	DR	124	8203-5	N8203-5
		VIN W, Internal Fan Alt	DR	105	8206-5	N8206-5
		VIN Z	DR	105	8165-3	N8165-3
	95-93		DR	105	8165-3	N8165-3
	92	w/AC	DR	105	7861-3	N7861-3
		wo/AC	DR	105	7861-3	N7861-3
	91	4-Groove Pulley, Std	DR	105	7861-11	N7861-11
		4-Groove Pulley, Opt	DR	105	7861-11	N7861-11
		6-Groove Pulley	DR	105	7861-11	N7861-11
	90-88	4-Groove Pulley	DR	105	7861-11	N7861-11
		6-Groove Pulley	DR	105	7861-11	N7861-11
	87	w/2-Pin Alt Plug, Std	DR	78	7273-12	N7273-12
		w/2-Pin Alt Plug, Opt	DR	94	7294-12	N7294-12
w/4-Pin Alt Plug, 4-Groove Pulley		DR	105	7861-11	N7861-11	
w/4-Pin Alt Plug, 6-Groove Pulley		DR	105	7861-11	N7861-11	
86-85	w/AC	DR	78	7273-12	N7273-12	
	wo/AC	DR	63	7127-12	N7127-12	
4.6L (283) V8	67		DR	60	7111	
4.8L (292) L6	78-74		DR	63	7127-9	N7127-9
5.0L (305) V8	98	External Fan Alt, Std	DR	124	8203-5	N8203-5
		External Fan Alt, Opt	DR	140	8219-5	N8219-5
		Internal Fan Alt	DR	105	8206-5	N8206-5
	97-96	External Fan Alt	DR	124	8203-5	N8203-5
		Internal Fan Alt	DR	105	8206-5	N8206-5
	95-93		DR	105	8165-3	N8165-3
	92	w/AC	DR	105	7861-3	N7861-3
		wo/AC	DR	105	7861-3	N7861-3
	91-88	w/AC	DR	105	7861-11	N7861-11
		wo/AC	DR	105	7861-11	N7861-11
	87	w/2-Pin Alt Plug	DR	78	7273-3	N7273-3
		w/4-Pin Alt Plug, 4-Groove Pulley	DR	105	7861-11	N7861-11
		w/4-Pin Alt Plug, 6-Groove Pulley	DR	105	7861-11	N7861-11
86	w/AC	DR	78	7273-9	N7273-9	
	wo/AC	DR	63	7127-3	N7127-3	
85-83	w/AC	DR	78	7273-3	N7273-3	
	wo/AC	DR	63	7127-3	N7127-3	
82		DR	63	7127-3	N7127-3	
81	VIN F or H, w/AC	DR	63	7127-3	N7127-3	
	VIN F or H, wo/AC	DR	63	7127-9	N7127-9	
	VIN G	DR	63	7127-3	N7127-3	
80-77		DR	63	7127-3	N7127-3	
5.0L (307) V8	73		DR	63	7127-3	N7127-3
	72		DR	55	7133	
	71-69		DR	55	7122	
	68		DR	60	7111	
5.4L (327) V8	67		DR	60	7111	
5.7L (350) V8	98	External Fan Alt, Std	DR	124	8203-5	N8203-5
		External Fan Alt, Opt	DR	140	8219-5	N8219-5
		Internal Fan Alt	DR	105	8206-5	N8206-5
	97	External Fan Alt	DR	124	8203-5	N8203-5
		Internal Fan Alt	DR	105	8206-5	N8206-5
	96	VIN K	DR	105	8165-3	N8165-3
		VIN R, External Fan Alt	DR	124	8203-5	N8203-5
		VIN R, Internal Fan Alt	DR	105	8206-5	N8206-5
	95-94		DR	105	8165-3	N8165-3
	93	w/3:00 Alt Plug	DR	105	8165-3	N8165-3
w/7:00 Alt Plug		DR	105	8165-7	N8165-7	

## ALTERNATORS / ALTERNATEURS / ALTERNADORES

Liter Litre Litro	Year Année Año	Options Options Opciones	Mfg.	Amp	Reman	New Nouveau Nuevo
<b>GMC - continued</b>						
<b>G SERIES VANS - continued</b>						
5.7L (350) V8	92	w/AC	DR	105	7861-3	N7861-3
		wo/AC	DR	105	7861-3	N7861-3
		Opt HD	DR	105	8165-3	N8165-3
	91-89	4-Groove Pulley, Std	DR	105	7861-11	N7861-11
		4-Groove Pulley, Opt	DR	105	7861-11	N7861-11
		6-Groove Pulley	DR	105	7861-11	N7861-11
	88-87	VIN K, 4-Groove Pulley, Std	DR	105	7861-11	N7861-11
		VIN K, 4-Groove Pulley, Opt	DR	105	7861-11	N7861-11
		VIN K, 6-Groove Pulley	DR	105	7861-11	N7861-11
		VIN M, w/2-Pin Alt Plug	DR	78	7273-3	N7273-3
		VIN M, w/4-Pin Alt Plug, 4-Groove Pulley	DR	105	7861-11	N7861-11
		VIN M, w/4-Pin Alt Plug, 6-Groove Pulley	DR	105	7861-11	N7861-11
	86	Exc Ryder, w/AC	DR	78	7273-9	N7273-9
		Exc Ryder, wo/AC	DR	63	7127-3	N7127-3
		Ryder	DR	100	7157	
	85-83	w/AC	DR	78	7273-3	N7273-3
		wo/AC	DR	63	7127-3	N7127-3
82-81	w/AC	DR	63	7127-3	N7127-3	
	wo/AC	DR	63	7127-9	N7127-9	
80	w/DbI Mtg Foot (Opt HD)	DR	80	7135		
	w/Sgl Mtg Foot	DR	63	7127-3	N7127-3	
79-73		DR	63	7127-3	N7127-3	
72		DR	55	7133		
71-70		DR	55	7122		
6.2L (379) V8 (Diesel)	93-91		DR	105	7802-11	N7802-11
	90-83		DR	78	7273-12	N7273-12
6.5L (395) V8 (Diesel)	98-97	External Fan Alt	DR	124	8203-5	N8203-5
		Internal Fan Alt	DR	105	8206-5	N8206-5
	96	VIN F, External Fan Alt	DR	124	8203-5	N8203-5
		VIN F, Internal Fan Alt	DR	105	8206-5	N8206-5
		VIN Y	DR	105	8165-7	N8165-7
95-94		DR	105	8165-7	N8165-7	
6.6L (400) V8	80-75		DR	63	7127-3	N7127-3
7.4L (454) V8	98	External Fan Alt, Std	DR	124	8203-5	N8203-5
		External Fan Alt, Opt	DR	140	8219-5	N8219-5
		Internal Fan Alt	DR	105	8206-5	N8206-5
	97	External Fan Alt	DR	124	8203-5	N8203-5
		Internal Fan Alt	DR	105	8206-5	N8206-5
	96	VIN J, External Fan Alt	DR	124	8203-5	N8203-5
		VIN J, Internal Fan Alt	DR	105	8206-5	N8206-5
		VIN N	DR	105	8165-3	N8165-3
	95-93		DR	105	8165-3	N8165-3
	92	w/AC	DR	105	7861-3	N7861-3
		wo/AC	DR	105	7861-3	N7861-3
		Opt HD	DR	105	8165-3	N8165-3
	91	w/AC	DR	105	7802-3	N7802-3
		wo/AC	DR	105	7802-3	N7802-3
	90	w/3:00 Alt Plug, Std	DR	105	7802-3	N7802-3
w/3:00 Alt Plug, Opt		DR	105	7802-3	N7802-3	
w/11:00 Alt Plug		DR	105	7861-11	N7861-11	
89-88	w/AC	DR	105	7802-3	N7802-3	
	wo/AC	DR	105	7802-3	N7802-3	
79		DR	63	7127-3	N7127-3	
76-75		DR	63	7127-3	N7127-3	
<b>JIMMY</b>						
1.9L (119) L4	84		DR	78	7278-9	
	83		DR	63	7127-9	N7127-9
2.0L (122) L4	84-83	w/AC	DR	78	7273-12	N7273-12
		wo/AC	DR	63	7127-12	N7127-12

## ALTERNATORS / ALTERNATEURS / ALTERNADORES

Liter Litre Litro	Year Année Año	Options Options Opciones	Mfg.	Amp	Reman	New Nouveau Nuevo
<b>GMC - continued</b>						
<b>JIMMY - continued</b>						
2.5L (151) L4	88-87		DR	105	7860-11	N7860-11
	86	w/2-Pin Alt Plug	DR	78	7273-3	N7273-3
		w/4-Pin Alt Plug	DR	100	7820-11	N7820-11
	85		DR	78	7273-3	N7273-3
2.8L (173) V6	89-87		DR	100	7860-3	N7860-3
	86		DR	100	7820-11	N7820-11
	85-84		DR	78	7273-3	N7273-3
	83	w/AC	DR	78	7273-3	N7273-3
wo/AC		DR	63	7127-3	N7127-3	
3.8L (230) L6	69		DR	60	7111	
4.1L (250) L6	82-81		DR	63	7127-9	N7127-9
	80	w/Dbl Mtg Foot (Opt HD)	DR	80	7135	
		w/Sgl Mtg Foot	DR	63	7127-9	N7127-9
	79-73		DR	63	7127-9	N7127-9
	72		DR	55	7133	
	71-69		DR	55	7122	
4.3L (262) V6	05-01		DR	100	8283	N8283
	00-98		DR	105	8231-5	N8231-5
	97-96		DR	105	8206-5	N8206-5
	95-94		DR	100	8160-5	N8160-5
	93-92		DR	105	7861-7	N7861-7
	91	Std	DR	105	7861-7	N7861-7
		Opt	DR	105	7861-7	N7861-7
	90-88	w/Baja Pkg	DR	105	7861-7	N7861-7
wo/Baja Pkg		DR	105	7861-7	N7861-7	
4.8L (292) L6	76		DR	63	7127-9	N7127-9
	73		DR	63	7127-9	N7127-9
	72		DR	55	7133	
	71-69		DR	55	7122	
5.0L (305) V8	87	w/2-Pin Alt Plug, Std	DR	78	7273-3	N7273-3
		w/2-Pin Alt Plug, Opt	DR	94	7294-3	N7294-3
		w/4-Pin Alt Plug, Std	DR	105	7861-11	N7861-11
		w/4-Pin Alt Plug, Opt	DR	105	7861-11	N7861-11
	86	Std	DR	63	7127-3	N7127-3
		Opt	DR	78	7273-9	N7273-9
	85	Std	DR	63	7127-3	N7127-3
		Opt	DR	78	7273-3	N7273-3
	84-83	w/AC	DR	78	7273-3	N7273-3
		wo/AC	DR	63	7127-3	N7127-3
82-81		DR	63	7127-3	N7127-3	
80	w/Dbl Mtg Foot (Opt HD)	DR	80	7135		
	w/Sgl Mtg Foot	DR	63	7127-3	N7127-3	
		DR	63	7127-3	N7127-3	
79-77		DR	63	7127-3	N7127-3	
5.0L (307) V8	73		DR	63	7127-3	N7127-3
	72		DR	55	7133	
	71-69		DR	55	7122	
5.7L (350) V8	91	w/AC	DR	105	7861-7	N7861-7
		wo/AC	DR	105	7861-7	N7861-7
		Opt HD	DR	124	7901-2	N7901-2
	90	w/AC	DR	105	7861-7	N7861-7
		wo/AC	DR	105	7861-7	N7861-7
	89	w/AC	DR	105	7861-7	N7861-7
		wo/AC	DR	105	7861-11	N7861-11
	88-87	w/2-Pin Alt Plug, Std	DR	78	7273-3	N7273-3
		w/2-Pin Alt Plug, Opt	DR	94	7294-3	N7294-3
		w/4-Pin Alt Plug	DR	105	7802-11	N7802-11
86	w/AC	DR	78	7273-9	N7273-9	
	wo/AC, Std	DR	63	7127-3	N7127-3	
	wo/AC, Opt	DR	78	7273-9	N7273-9	

# ALTERNATORS / ALTERNATEURS / ALTERNADORES

Liter Litre Litro	Year Année Año	Options Options Opciones	Mfg.	Amp	Reman	New Nouveau Nuevo
<b>GMC - continued</b>						
<b>JIMMY - continued</b>						
5.7L (350) V8	85-83	w/AC	DR	78	7273-3	N7273-3
		wo/AC	DR	63	7127-3	N7127-3
	82-81	w/AC	DR	63	7127-3	N7127-3
		wo/AC, w/3:00 Alt Plug	DR	63	7127-3	N7127-3
		wo/AC, w/9:00 Alt Plug	DR	63	7127-9	N7127-9
	80	w/DbI Mtg Foot (Opt HD)	DR	80	7135	
		w/Sgl Mtg Foot	DR	63	7127-3	N7127-3
	79-73		DR	63	7127-3	N7127-3
72		DR	55	7133		
71-69		DR	55	7122		
6.2L (379) V8 (Diesel)	91		DR	105	7802-11	N7802-11
	90-87		DR	78	7273-12	N7273-12
	86-83	Std	DR	78	7273-12	N7273-12
		Opt HD	DR	108	7290-9	
82		DR	63	7127-12	N7127-12	
6.6L (400) V8	79-75		DR	63	7127-3	N7127-3
7.4L (454) V8	76		DR	63	7127-3	N7127-3
	73		DR	63	7127-3	N7127-3
<b>K SERIES PICKUP - SEE C / K / R / V SERIES PICKUPS</b>						
<b>MOTORHOME</b>						
All Engines	82-73	w/DbI Mtg Foot (Opt HD)	DR	80	7135	
		w/Sgl Mtg Foot	DR	63	7127-9	N7127-9
	72		DR	55	7133	
	71		DR	55	7122	
<b>P SERIES TRUCKS</b>						
1. THE 7802-11 AND 8166-11 LOOK IDENTICAL, BUT HAVE DIFFERENT REGULATORS. THESE UNTIS WILL <u>NOT</u> INTERCHANGE.						
2. THE 8166-11 AND 8167-11 LOOK IDENTICAL, BUT HAVE DIFFERENT REGULATORS. THESE UNTIS WILL <u>NOT</u> INTERCHANGE.						
3. THE 8167-11 HAS A LARGER FRONT BEARINGS (HEAVIER DUTY) THAN THE 7802-11.						
2.5L (153) L4	65-64		DR	60	7111	
3.1L (194) L6	66		DR	60	7111	
3.7L (228) L6	51		DR	25	9410	
3.8L (230) L6	69-63		DR	60	7111	
3.9L (239) L4 (Diesel)	91-89		DR	78	7273-3	N7273-3
4.1L (250) L6	74-73		DR	63	7127-9	N7127-9
	72		DR	55	7133	
	71-69		DR	55	7122	
	68-66		DR	60	7111	
4.3L (262) V6	99-96		DR	105	8216-5	N8216-5
	95-94		DR	105	8167-11	N8167-11
	93-91	P3 Series, Std	DR	105	7802-11	N7802-11
		P3 Series, Opt	DR	105	7802-11	N7802-11
		P4 Series	DR	80	7135-R	
90	w/7:00 Alt Plug w/11:00 Alt Plug	DR DR	105 105	7802-7 7802-11	 N7802-11	
4.6L (283) V8	67		DR	60	7111	
4.8L (292) L6	89-87		DR	78	7273-9	N7273-9
	86	Std	DR	63	7127-9	N7127-9
		Opt	DR	78	7273-9	N7273-9
	85-83	w/DbI Mtg Foot	DR	80	7135	
		w/Sgl Mtg Foot, Std	DR	63	7127-9	N7127-9
		w/Sgl Mtg Foot, Opt	DR	78	7273-9	N7273-9
	82-73	w/DbI Mtg Foot (Opt HD)	DR	80	7135	
		w/Sgl Mtg Foot	DR	63	7127-9	N7127-9
	72		DR	55	7133	
	71-69		DR	55	7122	
68-63		DR	60	7111		

## ALTERNATORS / ALTERNATEURS / ALTERNADORES

Liter Litre Litro	Year Année Año	Options Options Opciones	Mfg.	Amp	Reman	New Nouveau Nuevo
<b>GMC - continued</b>						
<b>P SERIES TRUCKS - continued</b>						
5.0L (307) V8	73		DR	63	7127-3	N7127-3
	72		DR	55	7133	
	71-69		DR	55	7122	
	68		DR	60	7111	
5.4L (327) V8	69-68		DR	60	7111	
5.7L (350) V8	99-96	Std	DR	105	8216-5	N8216-5
		Opt, 124 Amps	DR	124	8209-5	N8209-5
		Opt, 145 Amps	DR	145	8221-5	
	95-94	Std	DR	105	8167-11	N8167-11
		Opt	DR	124	8163-2	
	93-92	Std	DR	105	7802-11	N7802-11
		Opt, 105 Amps	DR	105	7802-11	N7802-11
		Opt, 124 Amps	DR	124	8163-2	
	91-87	Std	DR	105	7802-11	N7802-11
		Opt	DR	105	7802-11	N7802-11
	86-83	w/DbI Mtg Foot (Opt HD)	DR	80	7135	
		w/Sgl Mtg Foot, Std	DR	63	7127-3	N7127-3
		w/Sgl Mtg Foot, Opt	DR	78	7273-3	N7273-3
82-73	w/DbI Mtg Foot (Opt HD)	DR	80	7135		
	w/Sgl Mtg Foot	DR	63	7127-3	N7127-3	
72		DR	55	7133		
71-69		DR	55	7122		
6.2L (379) V8 (Diesel)	93-91	P32 Chassis	DR	105	8166-11	N8166-11
		P42 Chassis, Std	DR	105	7802-11	N7802-11
		P42 Chassis, Opt	DR	124	7901-11	
	90-86	Std	DR	78	7273-12	N7273-12
		Opt HD	DR	120	7287-12	
	85	Std	DR	78	7273-12	N7273-12
		Opt HD	DR	108	7290-9	
	84	Std	DR	78	7273-12	N7273-12
Opt HD, P32 Chassis		DR	85	7134-3		
Opt HD, P42 Chassis		DR	94	7294-9	N7294-9	
83	Std	DR	78	7273-12	N7273-12	
	Opt HD	DR	85	7134-3		
82	w/DbI Mtg Foot (Opt HD)	DR	80	7135		
	w/Sgl Mtg Foot	DR	63	7127-12	N7127-12	
6.5L (395) V8 (Diesel)	99-98	VIN F, Std	DR	105	8246-5	N8246-5
		VIN F, Opt	DR	124	8209-5	N8209-5
		VIN Y, Std	DR	105	8216-5	N8216-5
		VIN Y, Opt	DR	124	8209-5	N8209-5
	97	VIN F	DR	124	8209-5	N8209-5
		VIN Y, Std	DR	105	8216-5	N8216-5
		VIN Y, Opt, 124 Amps	DR	124	8209-5	N8209-5
	96	Std	DR	105	8216-5	N8216-5
		Opt	DR	124	8209-5	N8209-5
	95-94	Std	DR	105	8165-7	N8165-7
Opt		DR	124	8163-11		
6.5L (396) V8	69-68		DR	55	7122	
6.6L (400) V8	72		DR	55	7133	
	71		DR	55	7122	
7.4L (454) V8	99-98	105 Amps	DR	105	8216-5	N8216-5
		124 Amps	DR	124	8209-5	N8209-5
		145 Amps	DR	145	8221-5	
	97	VIN J, P32 Chassis, Std	DR	105	8216-5	N8216-5
		VIN J, P32 Chassis, Opt	DR	124	8209-5	N8209-5
		VIN N, P32 Chassis, Std	DR	105	8166-11	N8166-11
VIN N, P32 Chassis, Opt	DR	124	7955-7			

## ALTERNATORS / ALTERNATEURS / ALTERNADORES

Liter Litre Litro	Year Année Año	Options Options Opciones	Mfg.	Amp	Reman	New Nouveau Nuevo
<b>GMC - continued</b>						
<b>P SERIES TRUCKS - continued</b>						
7.4L (454) V8	96	VIN J, P32 Chassis, Std	DR	105	8216-5	N8216-5
		VIN J, P32 Chassis, Opt	DR	124	8209-5	N8209-5
		VIN N, P32 Chassis, Std	DR	105	8166-11	N8166-11
		VIN N, P32 Chassis, Opt	DR	124	7955-7	
		VIN N, P42, P52, P62 Chassis - Std	DR	105	8167-11	N8167-11
		VIN N, P42, P52, P62 Chassis - Opt	DR	124	7918-7	
	95-94	P32 Chassis, Std	DR	105	8166-11	N8166-11
		P32 Chassis, Opt	DR	124	7955-7	
		P42, P52, P62 Chassis - Std	DR	105	8167-11	N8167-11
		P42, P52, P62 Chassis - Opt	DR	124	7918-7	
	93-91	P32 Chassis, Std	DR	105	8166-11	N8166-11
		P32 Chassis, Opt	DR	124	7955-7	
		P42, P52, P62 Chassis - Std	DR	105	7802-11	N7802-11
		P42, P52, P62 Chassis - Opt	DR	124	7918-7	
	90	Std	DR	105	8166-11	N8166-11
		Opt	DR	124	7955-7	
	89	P32 Chassis, Std	DR	105	8166-11	N8166-11
		P32 Chassis, Opt	DR	124	7955-7	
		P42 Chassis	DR	105	7802-11	N7802-11
	88-87	Std	DR	105	7802-11	N7802-11
Opt		DR	120	7918-5		
86	w/DbI Mtg Foot	DR	80	7135		
	w/Sgl Mtg Foot	DR	78	7273-12	N7273-12	
85	w/DbI Mtg Foot, Std	DR	80	7135		
	w/DbI Mtg Foot, Opt	DR	100	7157		
	w/Sgl Mtg Foot, California	DR	78	7273-3	N7273-3	
	w/Sgl Mtg Foot, Federal	DR	78	7273-12	N7273-12	
84	w/DbI Mtg Foot, 80 Amps	DR	80	7135		
	w/DbI Mtg Foot, 100 Amps	DR	100	7157		
	w/Sgl Mtg Foot, w/AC	DR	78	7273-3	N7273-3	
	w/Sgl Mtg Foot, wo/AC, Std	DR	63	7127-3	N7127-3	
	w/Sgl Mtg Foot, wo/AC, Opt	DR	78	7273-3	N7273-3	
83	w/AC	DR	80	7135		
	wo/AC, P32 Chassis	DR	78	7273-3	N7273-3	
	wo/AC, P42 Chassis	DR	63	7127-3	N7127-3	
82-73	w/DbI Mtg Foot (Opt HD)	DR	80	7135		
	w/Sgl Mtg Foot	DR	63	7127-3	N7127-3	
<b>R SERIES PICKUP - SEE C / K / R / V SERIES PICKUPS</b>						
<b>S-15 PICKUP</b>						
1.9L (119) L4	85-84		DR	78	7278-9	
	83-82		DR	63	7127-9	N7127-9
2.0L (122) L4	84-83	w/AC	DR	78	7273-12	N7273-12
		wo/AC	DR	63	7127-12	N7127-12
2.2L (134) L4 (Diesel)	85-84	w/Gauges	DR	78	7273-9R	
		wo/Gauges	DR	78	7273-9	N7273-9
2.5L (151) L4	90-87		DR	105	7860-11	N7860-11
	86	w/2-Pin Alt Plug	DR	78	7273-3	N7273-3
		w/4-Pin Alt Plug	DR	100	7820-11	N7820-11
2.8L (173) V6	85		DR	78	7273-3	N7273-3
	90-87		DR	100	7860-3	N7860-3
	86		DR	100	7820-11	N7820-11
	85-84		DR	78	7273-3	N7273-3
	83	w/AC	DR	78	7273-3	N7273-3
wo/AC		DR	63	7127-3	N7127-3	
4.3L (262) V6	90-88	w/Baja Pkg	DR	105	7861-7	N7861-7
		wo/Baja Pkg	DR	105	7861-7	N7861-7



# ALTERNATORS / ALTERNATEURS / ALTERNADORES

Liter Litre Litro	Year Année Año	Options Options Opciones	Mfg.	Amp	Reman	New Nouveau Nuevo
<b>GMC - continued</b>						
<b>SAFARI VAN</b>						
2.5L (151) L4	90-87		DR	105	7860-11	N7860-11
	86		DR	100	7820-11	N7820-11
	85	Std Opt HD	DR	78	7273-3	N7273-3
			DR	94	7294-3	N7294-3
4.3L (262) V6	05		BO	105	11073	N11073
	04-01		DR	105	8247	N8247
	00		DR	105	8231-5	N8231-5
	99-96		DR	105	8206-5	N8206-5
	95-94		DR	105	8160-11	N8160-11
	93		DR	105	8165-3	N8165-3
	92-90	w/AC wo/AC	DR	105	7861-3	N7861-3
			DR	105	7861-3	N7861-3
	89-87	w/AC wo/AC	DR	105	7861-11	N7861-11
			DR	105	7861-11	N7861-11
	86		DR	100	7820-11	N7820-11
	85	Std Opt HD	DR	78	7273-12	N7273-12
			DR	94	7294-3	N7294-3
<b>SAVANA VANS</b>						
4.3L (262) V6	11-10	Bosch Unit Delco Unit	BO	125	11234	N11234
			DR	145	8550	
	09-08		DR	145	8292	N8292
	07-06	Bosch Unit Delco Unit	BO	100	11076	N11076
			DR	145	8292	N8292
	05	Bosch Unit Delco Unit	BO	105	11073	N11073
			DR	145	8292	N8292
	04-03	Std Opt	DR	105	8247	N8247
			DR	145	8292	N8292
	02-01	Std Opt	DR	105	8273	N8273
DR			130	8274	N8274	
00-99	External Fan Alt, Std External Fan Alt, Opt Internal Fan Alt	DR	124	8203-5	N8203-5	
		DR	140	8219-5	N8219-5	
		DR	105	8206-5	N8206-5	
4.8L (294) V8	11-10	Bosch Unit Delco Unit	BO		11364	
			DR	145	8550	
	09-08	Bosch Unit Delco Unit	BO	125	11234	N11234
			DR	145	8292	N8292
	07	Bosch Unit Delco Unit	BO	100	11348	
			DR	145	8292	N8292
	06	Bosch Unit Delco Unit	BO	100	11076	N11076
			DR	145	8292	N8292
05	Bosch Unit Delco Unit	BO	105	11073	N11073	
		DR	145	8292	N8292	
04-03	Std Opt	DR	105	8247	N8247	
		DR	145	8292	N8292	
5.0L (305) V8	02-01	Std Opt	DR	105	8273	N8273
			DR	130	8274	N8274
	00-99	External Fan Alt, Std External Fan Alt, Opt Internal Fan Alt	DR	124	8203-5	N8203-5
			DR	140	8219-5	N8219-5
			DR	105	8206-5	N8206-5
	97	External Fan Alt Internal Fan Alt	DR	124	8203-5	N8203-5
DR			105	8206-5	N8206-5	
5.3L (323) V8	11-10	Bosch Unit Delco Unit	BO	125	11234	N11234
			DR	145	8550	
	09-08		DR	145	8292	N8292
	07	Bosch Unit Delco Unit	BO	100	11348	
			DR	145	8292	N8292
06	Bosch Unit Delco Unit	BO	100	11076	N11076	
		DR	145	8292	N8292	

## ALTERNATORS / ALTERNATEURS / ALTERNADORES

Liter Litre Litro	Year Année Año	Options Options Opciones	Mfg.	Amp	Reman	New Nouveau Nuevo
<b>GMC - continued</b>						
<b>SAVANA VANS - continued</b>						
5.3L (323) V8	05	Bosch Unit Delco Unit	BO DR	105 145	11073 8292	N11073 N8292
	04-03	Std Opt	DR DR	105 145	8247 8292	N8247 N8292
5.7L (350) V8	02-01	Std Opt	DR DR	105 130	8273 8274	N8273 N8274
	00-99	External Fan Alt, Std External Fan Alt, Opt Internal Fan Alt	DR DR DR	124 140 105	8203-5 8219-5 8206-5	N8203-5 N8219-5 N8206-5
	96	External Fan Alt Internal Fan Alt	DR DR	124 105	8203-5 8206-5	N8203-5 N8206-5
	11-10	Bosch Unit Delco Unit	BO DR	 145	11364 8550	
6.0L (364) V8	09-08	Bosch Unit Delco Unit	BO DR	125 145	11234 8292	N11234 N8292
	07	Bosch Unit Delco Unit	BO DR	100 145	11348 8292	N8292
	06	Bosch Unit Delco Unit	BO DR	100 145	11076 8292	N11076 N8292
	05	Bosch Unit Delco Unit	BO DR	105 145	11073 8292	N11073 N8292
	04-03	Std Opt	DR DR	105 145	8247 8292	N8247 N8292
	02-01	Std Opt	DR DR	105 130	8273 8274	N8273 N8274
6.5L (395) V8 (Diesel)	00-99	External Fan Alt Internal Fan Alt	DR DR	124 100	8203-5 8227-5	N8203-5 N8206-5
	97	External Fan Alt Internal Fan Alt	DR DR	124 105	8203-5 8206-5	N8203-5 N8206-5
	11-10		DR	145	8292	N8292
6.6L (400) V8 (Diesel)	09-08	Bosch Unit Delco Unit	BO DR	125 145	11234 8292	N11234 N8292
	07		DR	145	8292	N8292
	06	Bosch Unit Delco Unit	BO DR	100 145	11348 8292	N8292
	00-99	External Fan Alt, Std External Fan Alt, Opt Internal Fan Alt	DR DR DR	124 140 105	8203-5 8219-5 8206-5	N8203-5 N8219-5 N8206-5
7.4L (454) V8	97		DR	105	8165-3	N8165-3
	02-01	Std Opt	DR DR	105 130	8273 8274	N8273 N8274
<b>SIERRA PICKUP - SEE C / K / R / V SERIES PICKUPS</b>						
<b>SONOMA</b>						
2.2L (134) L4	03-98		DR	100	8233-7	N8233-7
	97-94		DR	100	8160-7	N8160-7
2.5L (151) L4	93-91		DR	105	7860-11	N7860-11
2.8L (173) V6	93-91		DR	100	7860-3	N7860-3
4.3L (262) V6	04-01		DR	100	8283	N8283
	00-98		DR	105	8231-5	N8231-5
	97-96		DR	105	8206-5	N8206-5
	95-94		DR	100	8160-5	N8160-5
	93-92		DR	105	7861-7	N7861-7
	91	Std Opt	DR DR	105 105	7861-7 7861-7	N7861-7 N7861-7

## ALTERNATORS / ALTERNATEURS / ALTERNADORES

Liter Litre Litro	Year Année Año	Options Options Opciones	Mfg.	Amp	Reman	New Nouveau Nuevo
<b>GMC - continued</b>						
<b>SPRINT</b>						
4.1L (250) L6	77-75		DR	63	7127-9	N7127-9
	72		DR	55	7133	
	71		DR	55	7122	
5.0L (305) V8	77-76	w/DbI Mtg Foot	DR	80	7135	
		w/Sgl Mtg Foot	DR	63	7127-3	N7127-3
5.0L (307) V8	73		DR	63	7127-3	N7127-3
	72		DR	55	7133	
	71		DR	55	7122	
5.7L (350) V8	77-73		DR	63	7127-3	N7127-3
	72		DR	55	7133	
	71		DR	55	7122	
6.6L (400) V8	76-74		DR	63	7127-3	N7127-3
6.6L (402) V8	75-74		DR	63	7127-3	N7127-3
	72		DR	55	7133	
	71		DR	60	7111	
7.4L (454) V8	75-73		DR	63	7127-3	N7127-3
	72		DR	55	7133	
	71		DR	55	7122	
<b>SUBURBAN</b>						
3.8L (230) L6	67-63		DR	60	7111	
4.1L (250) L6	80	w/DbI Mtg Foot (Opt HD)	DR	80	7135	
		w/Sgl Mtg Foot	DR	63	7127-9	N7127-9
	79-73		DR	63	7127-9	N7127-9
	72		DR	55	7133	
	71-69		DR	55	7122	
4.6L (283) V8	67		DR	60	7111	
4.8L (292) L6	86-84	w/AC	DR	78	7273-9	N7273-9
		wo/AC	DR	63	7127-9	N7127-9
	82-81		DR	63	7127-9	N7127-9
	80	w/DbI Mtg Foot (Opt HD)	DR	80	7135	
		w/Sgl Mtg Foot	DR	63	7127-9	N7127-9
	79-73		DR	63	7127-9	N7127-9
	72		DR	55	7133	
	71-69		DR	55	7122	
68-66		DR	60	7111		
5.0L (305) V8	87	w/2-Pin Alt Plug, Std	DR	78	7273-3	N7273-3
		w/2-Pin Alt Plug, Opt	DR	94	7294-3	N7294-3
		w/4-Pin Alt Plug, 4-Groove Pulley	DR	105	7861-11	N7861-11
		w/4-Pin Alt Plug, 6-Groove Pulley	DR	105	7861-11	N7861-11
	86	Std	DR	63	7127-3	N7127-3
		Opt	DR	78	7273-9	N7273-9
	85	Std	DR	63	7127-3	N7127-3
		Opt	DR	78	7273-3	N7273-3
	84-83	w/AC	DR	78	7273-3	N7273-3
		wo/AC	DR	63	7127-3	N7127-3
	82-81		DR	63	7127-3	N7127-3
80	w/DbI Mtg Foot (Opt HD)	DR	80	7135		
	w/Sgl Mtg Foot	DR	63	7127-3	N7127-3	
		DR	63	7127-3	N7127-3	
5.0L (307) V8	73		DR	63	7127-9	N7127-9
	72		DR	55	7133	
	71-69		DR	55	7122	
	68		DR	60	7111	

# ALTERNATORS / ALTERNATEURS / ALTERNADORES

Liter Litre Litro	Year Année Año	Options Options Opciones	Mfg.	Amp	Reman	New Nouveau Nuevo
<b>GMC - continued</b>						
<b>SUBURBAN - continued</b>						
5.4L (327) V8	68-67		DR	60	7111	
5.7L (350) V8	99-96	External Fan Alt, Std	DR	124	8203-5	N8203-5
		External Fan Alt, Opt	DR	140	8219-5	N8219-5
		Internal Fan Alt	DR	105	8206-5	N8206-5
	95-94	w/1:00 Alt Plug	DR	124	7901-2	N7901-2
		w/7:00 Alt Plug	DR	105	8165-7	N8165-7
	93	w/1:00 Alt Plug	DR	124	7901-2	N7901-2
		w/7:00 Alt Plug, Std	DR	105	7861-7	N7861-7
		w/7:00 Alt Plug, Opt	DR	105	8165-7	N8165-7
	92-91	w/AC	DR	105	7861-7	N7861-7
		wo/AC	DR	105	7861-7	N7861-7
		Opt HD	DR	124	7901-2	N7901-2
	90	w/AC	DR	105	7861-7	N7861-7
		wo/AC	DR	105	7861-7	N7861-7
	89	w/2-Pin Alt Plug, Std	DR	78	7273-3	N7273-3
		w/2-Pin Alt Plug, Opt	DR	94	7294-3	N7294-3
		w/4-Pin Alt Plug	DR	105	7861-7	N7861-7
	88-87	w/2-Pin Alt Plug, Std	DR	78	7273-3	N7273-3
		w/2-Pin Alt Plug, Opt	DR	94	7294-3	N7294-3
		w/4-Pin Alt Plug	DR	105	7802-11	N7802-11
	86	VIN L, w/AC	DR	78	7273-9	N7273-9
VIN L, wo/AC, Std		DR	63	7127-3	N7127-3	
VIN L, wo/AC, Opt		DR	78	7273-9	N7273-9	
VIN M, w/AC		DR	78	7273-3	N7273-3	
VIN M, wo/AC, Std		DR	63	7127-3	N7127-3	
VIN M, wo/AC, Opt		DR	78	7273-3	N7273-3	
85	w/AC or HBW	DR	78	7273-3	N7273-3	
	wo/AC	DR	63	7127-3	N7127-3	
84-83	w/AC	DR	78	7273-3	N7273-3	
	wo/AC	DR	63	7127-3	N7127-3	
82	w/AC or HBW	DR	63	7127-3	N7127-3	
	wo/AC	DR	63	7127-9	N7127-9	
81		DR	63	7127-3	N7127-3	
80	w/DbI Mtg Foot (Opt HD)	DR	80	7135		
	w/Sgl Mtg Foot	DR	63	7127-3	N7127-3	
79-73		DR	63	7127-3	N7127-3	
72		DR	55	7133		
71-69		DR	55	7122		
5.7L (350) V8 (Diesel)	81	w/AC	DR	63	7127-9	N7127-9
		wo/AC	DR	63	7127-3	N7127-3
	80	w/DbI Mtg Foot (Opt HD)	DR	80	7135	
		w/Sgl Mtg Foot	DR	63	7127-3	N7127-3
79-78		DR	63	7127-3	N7127-3	
6.2L (379) V8 (Diesel)	93		DR	105	8165-11	N8165-11
	91		DR	105	7802-11	N7802-11
	90-87		DR	78	7273-12	N7273-12
	86-83	Std	DR	78	7273-12	N7273-12
		Opt HD	DR	108	7290-9	
	82		DR	63	7127-12	N7127-12
6.5L (395) V8 (Diesel)	99-98	External Fan Alt, Std	DR	124	8203-5	N8203-5
		External Fan Alt, Opt	DR	140	8219-5	N8219-5
		Internal Fan Alt, Standard Pulley	DR	105	8206-5	N8206-5
		Internal Fan Alt, Tapered Collar Pulley	DR	100	8227-5	N8206-5
	97-96	External Fan Alt	DR	124	8203-5	N8203-5
		Internal Fan Alt, Standard Pulley	DR	105	8206-5	N8206-5
		Internal Fan Alt, Tapered Collar Pulley	DR	100	8227-5	N8206-5
	95-93		DR	105	8165-11	N8165-11

## ALTERNATORS / ALTERNATEURS / ALTERNADORES

Liter Litre Litro	Year Année Año	Options Options Opciones	Mfg.	Amp	Reman	New Nouveau Nuevo
<b>GMC - continued</b>						
<b>SUBURBAN - continued</b>						
6.5L (396) V8	69-68		DR	55	7122	
6.6L (400) V8	80	w/DbI Mtg Foot (Opt HD)	DR	80	7135	
		w/Sgl Mtg Foot	DR	63	7127-3	N7127-3
	79-75		DR	63	7127-3	N7127-3
6.6L (402) V8	72		DR	55	7133	
	71-70		DR	55	7122	
7.4L (454) V8	99-96	External Fan Alt, Std	DR	124	8203-5	N8203-5
		External Fan Alt, Opt	DR	140	8219-5	N8219-5
		Internal Fan Alt	DR	105	8206-5	N8206-5
	95-94		DR	105	8165-7	N8165-7
		93	w/3:00 Alt Plug w/11:00 Alt Plug, 1st Prod w/11:00 Alt Plug, 2nd Prod	DR	105	7802-3
			DR	124	7901-11	
			DR	124	8214-11	
	92	w/AC	DR	105	7802-3	N7802-3
		wo/AC	DR	105	7802-3	N7802-3
		Opt HD	DR	124	7901-11	
	91-90	w/AC	DR	105	7802-3	N7802-3
		wo/AC	DR	105	7802-3	N7802-3
	89	w/2-Pin Alt Plug, Std	DR	78	7273-12	N7273-12
		w/2-Pin Alt Plug, Opt	DR	94	7294-12	N7294-12
		w/4-Pin Alt Plug, Std	DR	105	7802-3	N7802-3
		w/4-Pin Alt Plug, Opt	DR	124	7901-2	N7901-2
	88	w/2-Pin Alt Plug, Std	DR	78	7273-12	N7273-12
		w/2-Pin Alt Plug, Opt	DR	94	7294-12	N7294-12
		w/4-Pin Alt Plug	DR	105	7802-11	N7802-11
	87	Std	DR	78	7273-12	N7273-12
Opt		DR	94	7294-12	N7294-12	
86	Std	DR	63	7127-12	N7127-12	
	Opt	DR	94	7294-12	N7294-12	
85	California, Std	DR	63	7127-3	N7127-3	
	California, Opt, 78 Amps	DR	78	7273-3	N7273-3	
	California, Opt, 94 Amps	DR	94	7294-3	N7294-3	
	Federal, w/DbI Mtg Foot (Opt HD)	DR	80	7135		
	Federal, w/Sgl Mtg Foot, Std	DR	63	7127-12	N7127-12	
	Federal, w/Sgl Mtg Foot, Opt, 78 Amps	DR	78	7273-12	N7273-12	
	Federal, w/Sgl Mtg Foot, Opt, 94 Amps	DR	94	7294-12	N7294-12	
84	w/AC, Std	DR	78	7273-3	N7273-3	
	w/AC, Opt	DR	94	7294-3	N7294-3	
	wo/AC	DR	63	7127-3	N7127-3	
83	w/AC	DR	78	7273-3	N7273-3	
	wo/AC	DR	63	7127-3	N7127-3	
82-80	w/DbI Mtg Foot (Opt HD)	DR	80	7135		
	w/Sgl Mtg Foot	DR	63	7127-3	N7127-3	
	79-73		DR	63	7127-3	N7127-3
<b>SYCLONE - SEE JIMMY</b>						
<b>TRACKER</b>						
1.6L	91-89		MI,ND	55	13336	N13336
<b>TYPHOON - SEE JIMMY</b>						
<b>V SERIES PICKUP - SEE C / K / R / V SERIES PICKUPS</b>						

# ALTERNATORS / ALTERNATEURS / ALTERNADORES

Liter Litre Litro	Year Année Año	Options Options Opciones	Mfg.	Amp	Reman	New Nouveau Nuevo
<b>GMC - continued</b>						
<b>YUKON</b>						
<i>LATE MODEL YUKONS CAN COME WITH AN ALTERNATOR THAT LOOKS IDENTICAL IN EVERY WAY, EXCEPT THE PLUG DIFFERS. THE 8247 AND 8292 COME WITH A WIDER OVAL PLUG THAN THE 8301, 8302 AND 8302-P79, AND THE UNIT'S VOLTAGE REGULATORS ARE DIFFERENT AND NO ATTEMPT SHOULD BE MADE TO TRY TO MAKE ONE WORK IN PLACE OF THE OTHER.</i>						
4.8L (294) V8	09	Bosch Unit	BO	125	11234	N11234
		Delco Unit, Std, DR37 Type	DR	145	8550	
		Delco Unit, Std, DR44 Type	DR	145	8302	N8302
		Delco Unit, Opt	DR	160	8301	N8301
	08-07	Bosch Unit	BO	125	11234	N11234
		Delco Unit, Std	DR	145	8302	N8302
		Delco Unit, Opt	DR	160	8301	N8301
06-05		BO	160	11075	N11075	
04-03	Std	DR	105	8247	N8247	
	Opt	DR	145	8292	N8292	
02-00	Std	DR	105	8247	N8247	
	Opt	DR	130	8237	N8237	
5.3L (323) V8	11	Std	DR	145	8550	
		Opt	DR	160	8301	N8301
	10-09	Bosch Unit	BO	125	11234	N11234
		Delco Unit, Std, DR37 Type	DR	145	8550	
		Delco Unit, Std, DR44 Type	DR	145	8302	N8302
		Delco Unit, Opt	DR	160	8301	N8301
	08-07	Bosch Unit	BO	125	11234	N11234
Delco Unit, Std		DR	145	8302	N8302	
Delco Unit, Opt		DR	160	8301	N8301	
06-05		BO	160	11075	N11075	
04-03	Std	DR	105	8247	N8247	
	Opt	DR	145	8292	N8292	
02-00	Std	DR	105	8247	N8247	
	Opt	DR	130	8237	N8237	
5.7L (350) V8	00-96	External Fan Alt, Std	DR	124	8203-5	N8203-5
		External Fan Alt, Opt	DR	140	8219-5	N8219-5
		Internal Fan Alt	DR	105	8206-5	N8206-5
	95-94	Std	DR	105	8165-7	N8165-7
		Opt	DR	124	7901-2	N7901-2
	93	Std	DR	105	7861-7	N7861-7
		Opt	DR	105	8165-7	N8165-7
Opt HD		DR	124	7901-2	N7901-2	
92	w/AC	DR	105	7861-7	N7861-7	
	wo/AC	DR	105	7861-7	N7861-7	
	Opt HD	DR	124	7901-2	N7901-2	
6.0L (364) V8	06-05	Bosch Unit	BO	160	11075	N11075
		Delco Unit	DR	145	8292	N8292
	04-03	Std	DR	105	8247	N8247
		Opt	DR	145	8292	N8292
02-01	Std	DR	105	8247	N8247	
	Opt	DR	130	8237	N8237	
6.2L (376) V8	11	Std	DR	145	8550	
		Opt	DR	160	8301	N8301
	10-09	Bosch Unit	BO	125	11234	N11234
		Delco Unit, Std, DR37 Type	DR	145	8550	
		Delco Unit, Std, DR44 Type	DR	145	8302	N8302
		Delco Unit, Opt	DR	160	8301	N8301
	08-07	Bosch Unit	BO	125	11234	N11234
Delco Unit, Std		DR	145	8302	N8302	
Delco Unit, Opt		DR	160	8301	N8301	

# ALTERNATORS / ALTERNATEURS / ALTERNADORES

Liter Litre Litro	Year Année Año	Options Options Opciones	Mfg.	Amp	Reman	New Nouveau Nuevo
<b>GMC - continued</b>						
<b>YUKON - continued</b>						
6.5L (395) V8 (Diesel)	97-96	External Fan Alt	DR	124	8203-5	N8203-5
		Internal Fan Alt, Standard Pulley	DR	105	8206-5	N8206-5
		Internal Fan Alt, Tapered Collar Pulley	DR	100	8227-5	N8206-5
	95-94		DR	105	8165-11	N8165-11
<b>YUKON XL</b>						
5.3L (323) V8	11	Std	DR	145	8550	
		Opt	DR	160	8301	N8301
	10-09	Bosch Unit	BO	125	11234	N11234
		Delco Unit, Std, DR37 Type	DR	145	8550	
Delco Unit, Std, DR44 Type		DR	145	8302	N8302	
		Delco Unit, Opt	DR	160	8301	N8301
5.3L (323) V8	08-07	Bosch Unit	BO	125	11234	N11234
		Delco Unit, Std	DR	145	8302	N8302
		Delco Unit, Opt	DR	160	8301	N8301
	06-05		BO	160	11075	N11075
	04-03	Std	DR	105	8247	N8247
		Opt	DR	145	8292	N8292
	02-00	Bosch Unit	BO	130	13860	N13860
		Delco Unit	DR	130	8237	N8237
6.0L (364) V8	11	Bosch Unit	BO	125	11234	N11234
		Delco Unit, Std	DR	145	8550	
		Delco Unit, Opt	DR	160	8301	N8301
	10-09	Bosch Unit	BO	125	11234	N11234
		Delco Unit, Std, DR37 Type	DR	145	8550	
		Delco Unit, Std, DR44 Type	DR	145	8302	N8302
		Delco Unit, Opt	DR	160	8301	N8301
	08-07	Bosch Unit	BO	125	11234	N11234
		Delco Unit, Std	DR	145	8302	N8302
		Delco Unit, Opt	DR	160	8301	N8301
	06-05	Bosch Unit	BO	160	11075	N11075
		Delco Unit	DR	145	8292	N8292
	04-03	Std	DR	105	8247	N8247
		Opt	DR	145	8292	N8292
02-00	Std	DR	105	8247	N8247	
	Opt	DR	130	8237	N8237	
6.2L (376) V8	11	Std	DR	145	8550	
		Opt	DR	160	8301	N8301
	10-09	Bosch Unit	BO	125	11234	N11234
		Delco Unit, Std, DR37 Type	DR	145	8550	
		Delco Unit, Std, DR44 Type	DR	145	8302	N8302
		Delco Unit, Opt	DR	160	8301	N8301
	08-07	Bosch Unit	BO	125	11234	N11234
		Delco Unit, Std	DR	145	8302	N8302
		Delco Unit, Opt	DR	160	8301	N8301
	8.1L (496) V8	06	Bosch Unit	BO	100	11076
Delco Unit			DR	145	8292	N8292
05-03		Std	DR	105	8247	N8247
		Opt	DR	145	8292	N8292
02-01			DR	130	8237	N8237
<b>OLDER MODELS (PRIOR TO 1963)</b>						
All Engines	62-60	w/Generator	DR	30	9005	
	59-55	20 Amps	DR	20	10240	
		30 Amps	DR	30	9005	
	54-53	6 1/8" Mtg Distance	DR	35	9202	
		7 1/8" Mtg Distance	DR	45	9205	
52-50		DR	25	9410		

# ALTERNATORS / ALTERNATEURS / ALTERNADORES

Liter Litre Litro	Year Année Año	Options Options Opciones	Mfg.	Amp	Reman	New Nouveau Nuevo
-------------------------	----------------------	--------------------------------	------	-----	-------	-------------------------

## HONDA

*IT IS VERY IMPORTANT TO VERIFY OEM NUMBERS AND PLUG CONFIGURATIONS ON HONDA'S (ALL MODELS). THERE HAVE BEEN A NUMBER OF PLUG CONFIGURATION CHANGES THAT ARE NOT EASILY VERIFIABLE BY LOOKING AT THE UNIT, AND THE WRONG PLUG CONFIGURATION IN THE WRONG CAR CAN CAUSE PROBLEMS – NOT ALWAYS EASILY TRACED. ALSO, IT IS IMPORTANT TO VERIFY ENGINE DESIGNATIONS.*

## ACCORD

*THE CHART BELOW DETAILS FIVE ALTERNATORS USED ON ACCORD'S AND PRELUDE'S AND THEIR SIMILARITIES AND DIFFERENCES. ALL PHYSICAL AND MOST ELECTRICAL PROPERTIES OF THESE UNITS ARE THE SAME – THE DIFFERENCES ARE NUMBER OF GROOVES IN THE PULLEY (PULLEYS TRANSFER BETWEEN EACH OTHER), THE AMPERAGE (80, 90, AND 95 AMP – CLOSE ENOUGH TO INTERCHANGE, IF NEEDED), AND THE 13506 HAS A DIFFERENT REGULATOR, WHICH IS SET AT 14.9 VOLTS, RATHER THAN 14.6 VOLTS.*

<u>13325</u>	<u>100211-8150 / 8710</u>	<u>80A</u>	<u>5-GROOVE PULLEY</u>	<u>ACCORD</u>	<u>REGULATOR SET AT 14.6V</u>	
<u>13506</u>	<u>100211-8740</u>	<u>95A</u>	<u>6-GROOVE PULLEY</u>	<u>PRELUDE</u>	<u>REGULATOR SET AT 14.9V</u>	
<u>13507</u>	<u>100211-8770</u>	<u>90A</u>	<u>5-GROOVE PULLEY</u>	<u>PRELUDE</u>	<u>REGULATOR SET AT 14.6V</u>	
<u>13538</u>	<u>101211-5490</u>	<u>90A</u>	<u>6-GROOVE PULLEY</u>	<u>ACCORD</u>	<u>REGULATOR SET AT 14.6V</u>	
<u>13539</u>	<u>101211-5500</u>	<u>80A</u>	<u>6-GROOVE PULLEY</u>	<u>ACCORD</u>	<u>REGULATOR SET AT 14.6V</u>	
1.6L	81-76	w/AC		ND	50	14158
		wo/AC		ND	45	14131
1.8L	85-84	w/Carb		ND	60	14756
		w/FI		ND	65	14680
	83-82		ND	60	14593	
	81-79	w/AC		ND	50	14158
wo/AC			ND	45	14131	
2.0L	89-86	w/Carb		ND	65	14855
		w/FI		ND	65	14680
2.2L	97-94	Exc VTEC		ND	80	13539
		VTEC		ND	90	13538
				ND	80	13325
2.3L	02-98			ND	80	13767
2.4L	12-08			ND	130	11390
	07-03			ND	105	13980
2.7L	97-95			MI	90	13648
3.0L	07-04			ND	130	11030
		03		DR	105	8296
		02-98		DR	105	8220
3.5L	12	w/AT		ND	130	11392
		w/MT		ND	130	11392
	11	w/MT		ND	130	11392
				ND	130	11392

## ACCORD CROSSTOUR

3.5L	10			ND	130	11392	N11392
------	----	--	--	----	-----	-------	--------

## CIVIC

*THE 14989 WORKS DIFFERENTLY THAN MANY ALTERNATORS IN THAT IT MAY CHANGE THE CHARGING RATE DEPENDING ON A NUMBER OF FACTORS OCCURRING IN THE CAR. IT IS NORMAL FOR THE RATE OF CHARGE TO BE LOW AT IDLE, UNLESS THE HEADLIGHTS ARE ON, OR THE BRAKE PEDAL IS BEING DEPRESSED. THIS IS BECAUSE THE ALTERNATOR CONTROL UNIT IS CONTROLLING THE GROUNDING OF THE "C" TERMINAL, WHICH CAUSES THE OUTPUT VOLTAGE TO CHANGE FROM 12.5V (GROUNDED) TO 14.0 – 15.0 (UNGROUNDED). THIS REDUCES THE PARASITIC LOAD OF A CHARGING ALTERNATOR, AND IMPROVES FUEL ECONOMY.*

*THE SHAPE OF THE PLUG BELOW CHANGED IN 1996. PREVIOUSLY, THE PLUG WAS ROUND, WHILE AFTER 1996 IT BECAME SQUARE. THE PLUG CONFIGURATIONS CHANGED ORDER, ALTHOUGH THE BASIC FUNCTIONS REMAINED THE SAME.*

*HONDA TSB #98-029 STATES THAT A LOW CHARGE CONDITION MAY EXIST ON CARS USING THE 13649 ALTERNATOR DUE TO A LOOSE NUT ON THE ALTERNATOR'S B+ TERMINAL AND / OR THE BOLT ATTACHING THE WHITE WIRE TO THE UNDERHOOD FUSE / RELAY BOX. IF THIS FAILS TO SOLVE THE PROBLEM, THEN THE ALTERNATOR SHOULD BE REPLACED.*

1.2L	79-75			ND	45	14198	
	74	15mm Diameter Pulley Shaft		ND	35	14197	
		17mm Diameter Pulley Shaft		ND	45	14198	
	73			ND	35	14197	
1.3L	87-84			MI,ND	55	14757	
	83-82			ND	50	14158	
	81	Exc Canada		ND	50	14158	
		Canada		ND	50	14158	
80			ND	50	14158		



## ALTERNATORS / ALTERNATEURS / ALTERNADORES

Liter Litre Litro	Year Année Año	Options Options Opciones	Mfg.	Amp	Reman	New Nouveau Nuevo
<b>HONDA - continued</b>						
<b>CIVIC - continued</b>						
1.5L	95-94		MI	70	13700	N13700
	93-92	Mitsubishi Unit	MI,ND	70	13509	N13509
		NDenso Unit	MI,ND	70	13509	N13509
	91-88	Mitsubishi Unit	MI,ND	60	14989	N14989
		NDenso Unit	MI,ND	60	14989	N14989
	87-84	w/Carb	MI,ND	55	14757	
		w/FI	ND	60	14759	
	83-80		ND	50	14158	
79-76	Std		ND	35	14184	
		Opt	ND	50	14158	
	75		ND	35	14197	
1.6L	00-99	Exc SI Models, Canada	MI	70	13330	
		Exc SI Models, USA	MI	75	13649	N13649
		SI Models	ND	80	13674	
	98-96	Canada	MI	70	13330	
		USA	MI	75	13649	N13649
95-92	Mitsubishi Unit	MI,ND	70	13509	N13509	
	NDenso Unit	MI,ND	70	13509	N13509	
91-88		MI,ND	60	14989	N14989	
1.7L	05-02	Exc SI Models	MI	70	13893	N13893
		SI Models	ND	80	13977	
	01		MI	70	13893	N13893
1.8L	11-06	Exc GX Models	MI	80	11176	N11176
		GX Models	MI	90	11175	
2.0L	10-06		ND	105	13980	N13980
	05-02		ND	80	13977	
<b>CIVIC DEL SOL</b>						
1.5L	95-94		MI	70	13700	N13700
	93	Mitsubishi Unit	MI,ND	70	13509	N13509
		NDenso Unit	MI,ND	70	13509	N13509
1.6L	97-96	Exc VTEC	MI	75	13649	N13649
		VTEC	ND	80	13674	
	95-94	Exc VTEC, Mitsubishi Unit	MI,ND	70	13509	N13509
		Exc VTEC, NDenso Unit	MI,ND	70	13509	N13509
93	VTEC	ND	80	13540		
93	Mitsubishi Unit	MI,ND	70	13509	N13509	
	NDenso Unit	MI,ND	70	13509	N13509	
<b>CR-V</b>						
2.0L	01-99		ND	95	13743	
	98-97	w/Round Alt Plug	ND	95	11101	
		w/Square Alt Plug	ND	95	13743	
2.4L	09-07		ND	105	13980	N13980
	06-02		MI	90	13966	N13966
<b>CRX</b>						
<p><i>THE 14989 AND THE 14755 LOOK QUITE DIFFERENT, BUT ARE COMPLETELY INTERCHANGEABLE, WHEN SUPPLIED WITH THE PULLEY ATTACHED. THEY ALSO WORK DIFFERENTLY THAN MANY ALTERNATORS IN THAT THEY MAY CHANGE THE CHARGING RATE DEPENDING ON A NUMBER OF FACTORS OCCURRING IN THE CAR. IT IS NORMAL FOR THE RATE OF CHARGE TO BE LOW AT IDLE, UNLESS THE HEADLIGHTS ARE ON, OR THE BRAKE PEDAL IS BEING DEPRESSED. THIS IS BECAUSE THE ALTERNATOR CONTROL UNIT (UNDER THE LEFT SIDE OF THE DASH) IS CONTROLLING THE GROUNDING OF THE "C" TERMINAL, WHICH CAUSES THE OUTPUT VOLTAGE TO CHANGE FROM 12.5V (GROUNDED) TO 14.0 - 15.0 (UNGROUND). THIS REDUCES THE PARASITIC LOAD OF A CHARGING ALTERNATOR, AND IMPROVES FUEL ECONOMY.</i></p>						
1.3L	84		ND	60	14755	
1.5L	91-88	Mitsubishi Unit	MI,ND	60	14989	N14989
		NDenso Unit	MI,ND	60	14989	N14989
	87-84	w/Carb, Exc HF Models, Mitsubishi Unit	MI,ND	55	14757	
		w/Carb, Exc HF Models, NDenso Unit	MI,ND	55	14757	
87-84	w/Carb, HF Models	ND	60	14755		
	w/FI	ND	60	14759		

## ALTERNATORS / ALTERNATEURS / ALTERNADORES

Liter Litre Litro	Year Année Año	Options Options Opciones	Mfg.	Amp	Reman	New Nouveau Nuevo
<b>HONDA - continued</b>						
<b>CRX - continued</b>						
1.6L	91-88	Mitsubishi Unit NDenso Unit	MI,ND MI,ND	60 60	14989 14989	N14989 N14989
<b>ELEMENT</b>						
2.4L	09-03		ND	105	13980	N13980
<b>FIT</b>						
1.5L	12-09		MI	95	11410	
	08-07		MI	80	11177	
<b>ODYSSEY</b>						
<i>HONDA TSB #03-052 MENTIONS A NOISE COMING FROM THE ALTERNATOR WHEN THE ENGINE IS HOT, AT IDLE, AND WITH THE A/C ON. THIS IS NOT THE ALTERNATOR MAKING NOISE, BUT THE NORMAL NOISE MADE BY THE ALTERNATOR THAT IS BEING AMPLIFIED BY THE DRIVE BELT. THE CORRECT BELT IS #38920-P8F-A02, H/C 5963350 ACCORDING TO THE BULLETIN.</i>						
2.2L	97-95		ND	90	13538	N13538
2.3L	98		ND	95	13776	
3.5L	10-08		ND	130	11391	
	07	w/VCM Eng wo/VCM Eng	ND ND	130 130	11150 11151	N11150
	06-05		ND	130	11150	N11150
	04-02		ND	130	13918	N13918
	01-99		ND	130	13769	N13769
<b>PASSPORT</b>						
2.6L	97-96		HI	60	13744	N13744
	95-94		HI	60	14859	N14859
3.2L	02-99		HI	90	13825	N13825
	98	Std Opt, 70 Amps Opt, 90 Amps	HI HI HI	60 70 90	13757 13775 13935	N13757
	97		HI	60	13745	N13745
	96	w/Plug In from Back of Alt, Std w/Plug In from Back of Alt, Opt w/Plug In from Side of Alt	HI HI HI	60 70 60	13564 13564-70 13745	N13564
	95-94	Std Opt	HI HI	60 70	13564 13564-70	N13564
<b>PILOT</b>						
3.5L	11-09		ND	130	11391	
	08-07	w/VCM Eng wo/VCM Eng	ND ND	130 130	11150 11151	N11150
	06-05		ND	130	11150	N11150
	04-03		ND	130	13918	N13918
<b>PRELUDE</b>						
1.8L	87-85	w/Carb w/FI	ND ND	60 65	14761 14680	N14680
	84-83		ND	60	14761	
	82-79	w/AC wo/AC	ND ND	50 45	14158 14131	
2.0L	91		ND	70	13294	N13294
	90-88	w/Carb w/FI	ND ND	70 70	13229 13294	N13294
	87-85	w/Carb w/FI	ND ND	60 65	14761 14680	N14680
2.1L	91-90		ND	70	13294	N13294
2.2L	01-97		ND	90	13722	
	96-93	S Models VTEC	ND ND	90 80	13507 13506	N13507
	92		ND	90	13507	N13507

# ALTERNATORS / ALTERNATEURS / ALTERNADORES

Liter Litre Litro	Year Année Año	Options Options Opciones	Mfg.	Amp	Reman	New Nouveau Nuevo
<b>HONDA - continued</b>						
<b>PRELUDE - continued</b>						
2.3L	96-92		ND	90	13507	N13507
<b>RIDGELINE</b>						
3.5L	11-09		ND	130	11391	
	08-07		ND	130	11151	
	06		ND	130	11150	N11150
<b>S2000</b>						
2.0L	03-00		ND	105	13894	
2.2L	09-04		ND	105	13894	
<b>WAGOVAN</b>						
1.5L	87-84	w/Carb	MI,ND	55	14757	
		w/FI	ND	60	14759	
	83-82		ND	50	14158	
<b>HUMMER</b>						
<b>H1</b>						
5.7L (350) V8	96-95		DR	124	7901-2	N7901-2
6.2L (379) V8 (Diesel)	94-92	Std	DR	105	8165-11	N8165-11
		Opt	DR	124	7901-5	
6.5L (395) V8 (Diesel)	04-96		DR	124	8203-5	N8203-5
	95-94		DR	124	8163-11	
6.6L (400) V8 (Diesel)	06		DR	124	8203-5	N8203-5
<b>H2</b>						
6.0L (364) V8	07-03		DR	145	8292	N8292
6.2L (376) V8	09-08		DR	160	8301	N8301
<b>H3</b>						
3.5L (211) L5	06		VA	130	11147	
3.7L (223) L5	10-07		VA	120	11148	
5.3L (325) V8	10-09	DR37 Type	DR	145	8550	
		DR44 Type	DR	145	8302	N8302
	08		DR	145	8302	N8302
<b>HYUNDAI</b>						
<i>MOST HYUNDAI ALTERNATORS AFTER 1988 WERE PRODUCED BY MANDO, WHICH ARE IDENTICAL UNITS TO THOSE MADE BY MITSUBISHI.</i>						
<b>ACCENT</b>						
1.5L	03		VA	90	11011	N11011
	02-00		MD	80	13839	N13839
	99-97	DOHC	MD	90	13702	N13702
		SOHC	MD	75	13701	N13701
96-95		MD	75	13701	N13701	
1.6L	09-08		MD	90	13973	N13973
	07-03		VA	90	11011	N11011
	02-01		MD	80	13839	N13839
<b>AZERA</b>						
3.3L	11-07	NDenso Unit	PO	130	11191	N11191
		Valeo Unit	VA	130	11111	
3.8L	11-08	NDenso Unit	PO	130	11191	N11191
		Valeo Unit	VA	130	11111	
	07-06		PO	130	11192	
<b>ELANTRA</b>						
1.6L	95-92		MD,MI	75	13249	N13249
1.8L	98-96		MD	90	13702	N13702
	95-93		MD,MI	75	13249	N13249

## ALTERNATORS / ALTERNATEURS / ALTERNADORES

Liter Litre Litro	Year Année Año	Options Options Opciones	Mfg.	Amp	Reman	New Nouveau Nuevo	
<b>HYUNDAI - continued</b>							
<b>ELANTRA - continued</b>							
2.0L	12-07		VA	90	11311		
	06-05		VA	90	11011	N11011	
	04-03		MD	90	13973	N13973	
	02-01		MD	80	13839	N13839	
	00-99		MD	90	13702	N13702	
<b>ENTOURAGE</b>							
3.8L	09-07		PO	130	11191	N11191	
<b>EQUUS</b>							
4.6L	11		ND		11353		
5.0L	12		ND		11353		
<b>EXCEL</b>							
1.5L	94-90		MD,MI	75	14436	N14436	
	89-88		MI	60	14708		
	87-86		Bosch Unit, Std, 55 Amps	BO	70	13291	
			Bosch Unit, Opt, 70 Amps	BO	70	13291	
			Mitsubishi Unit	MI	60	14708	
		Paris Rhone Unit, Canada	PR	50	14942		
<b>GENESIS</b>							
4.6L	12-09		ND		11353		
5.0L	12		ND		11353		
<b>PONY</b>							
1.4L	89-85	Bosch Unit	BO	70	13291		
		Valeo Unit	VA	50	14942		
	84-83	Valeo Unit	VA	50	14942		
1.5L	86	Bosch Unit	BO	70	13291		
		Valeo Unit	VA	50	14942		
1.6L	89-85	Bosch Unit	BO	70	13291		
		Valeo Unit	VA	50	14942		
	84		VA	50	14942		
<b>SANTA FE</b>							
<p><i>HYUNDAI TECH BULLETIN #03-36-020 ADRESSES A PROBLEM WITH LOWER THAN DESIRED OUTPUT AT IDLE, AND A REDUCED CHARGING RATE AS THE TEMPERATURE INCREASES. THE BULLETIN GOES ON TO DESCRIBE THE FIX FOR THIS PROBLEM – A REPLACEMENT ALTERNATOR #37300-37405 – WHICH HAS A 58MM OD PULLEY (VS. 62MM), AND A REGULATOR WITH IMPROVED TEMPERATURE COMPENSATION. THIS IS PART NUMBER 11020.</i></p>							
<p><i>HYUNDAI TECH BULLETIN #04-36-014 STATES THAT THE EARLY VERSIONS OF THE 11016 CAME WITH A 62MM DIAMETER PULLEY, BUT THAT LATER MODELS WERE FIT WITH A 55MM DIAMETER PULLEY TO IMPROVE CHARGING. WHEN INSTALLING THE LATER VERSION, THE DRIVE BELT LENGTH IS SHORTENED. THE PROPER DRIVE BELT FOR THE LATER VERSION IS 97713-26300.</i></p>							
2.4L	06-03		VA	110	11014		
	02-01		VA	95	11001		
2.7L	09		PO	130	11191	N11191	
	08-07	AWD	PO	130	11191	N11191	
		FWD	PO	130	11190		
	06-05		VA	120	11188		
	04	From 10/1/03 To 10/1/03		VA	110	11020	
				VA	110	11015	N11015
	03		VA	110	11015	N11015	
02	From 2/4/02 To 2/4/02		VA	110	11015	N11015	
			VA	95	13945	N13945	
01		VA	95	13945	N13945		
3.3L	09-07	NDenso Unit	PO	130	11191	N11191	
		Valeo Unit	VA	130	11111		
3.5L	12-10		DR	150	8487		
	06-03		VA	120	11016	N11016	
<b>SCOUPE</b>							
1.5L	95-93		MD	75	13701	N13701	
	92-91		MD,MI	75	14436	N14436	

# ALTERNATORS / ALTERNATEURS / ALTERNADORES

Liter Litre Litro	Year Année Año	Options Options Opciones	Mfg.	Amp	Reman	New Nouveau Nuevo
<b>HYUNDAI - continued</b>						
<b>SONATA</b>						
<i>1992-93 SONATA MAY HAVE A PROBLEM WITH THE COOLING FAN STAYING ON UNTIL THE BATTERY IS DRAINED. THIS MAY BE CAUSED BY A BAD IN-LINE DIODE IN THE ENGINE HARNESS LOCATED BEHIND THE BATTERY. THE DIODE FROM HYUNDAI IS PART # 91798-33000.</i>						
<i>FOR 1999 SONATA'S BUILT BEFORE 12-14-98, WHERE THERE IS NO IGNITION HARNESS CONDENSOR INSTALLED AT THE CAMSHAFT POSITION SENSOR MOUNTING BOLT, ONE SHOULD BE INSTALLED WITH THE REPLACEMENT ALTERNATOR (#00-36-001 DATED 1/2000).</i>						
<i>HYUNDAI TECH BULLETIN #03-36-020 ADDRESSES A PROBLEM WITH LOWER THAN DESIRED OUTPUT AT IDLE, AND A REDUCED CHARGING RATE AS THE TEMPERATURE INCREASES. THE BULLETIN GOES ON TO DESCRIBE THE FIX FOR THIS PROBLEM - A REPLACEMENT ALTERNATOR #37300-37405 - WHICH HAS A 58MM OD PULLEY (VS. 62MM), AND A REGULATOR WITH IMPROVED TEMPERATURE COMPENSATION. THIS IS PART NUMBER 11020.</i>						
2.0L	98-92	Std Opt	MD,MI MI	75 90	13249 13289	N13249 N13289
2.4L	10	To 12/3/09	VA	110	11189	
	09		VA	110	11189	
	08-06	Poong Sung Unit Valeo Unit	PO VA	110 110	11202 11189	
	05-04		VA	110	11014	
	03	Mando Unit Valeo Unit	MD VA	95 110	13783 11014	N13783
	02-99 91-89		MD,MI	95 75	13783 14436	N13783 N14436
2.5L	01-00		VA	95	13945	N13945
	99		MD	95	13782	
2.7L	05		VA	120	11188	
	04		VA	110	11020	
	03		VA	110	11015	N11015
	02		VA	95	13945	N13945
3.0L	98-95		MD,MI	110	13351	N13351
	94-90		MI	90	13352	N13352
3.3L	09-06	NDenso Unit	PO	130	11191	N11191
		Valeo Unit	VA	130	11111	
<b>STELLAR</b>						
1.4L	89-85	Bosch Unit	BO	70	13291	
		Paris Rhone Unit	VA	50	14942	
1.5L	86	Bosch Unit	BO	70	13291	
		Valeo Unit	VA	50	14942	
1.6L	86-85	Bosch Unit	BO	70	13291	
		Paris Rhone Unit	PR	50	14942	
2.0L	89-87		BO	70	13328	
<b>TIBURON</b>						
<i>HYUNDAI TECH BULLETIN #03-36-020 ADDRESSES A PROBLEM WITH LOWER THAN DESIRED OUTPUT AT IDLE, AND A REDUCED CHARGING RATE AS THE TEMPERATURE INCREASES. THE BULLETIN GOES ON TO DESCRIBE THE FIX FOR THIS PROBLEM - A REPLACEMENT ALTERNATOR #37300-37405 - WHICH HAS A 58MM OD PULLEY (VS. 62MM), AND A REGULATOR WITH IMPROVED TEMPERATURE COMPENSATION. THIS IS PART NUMBER 11020.</i>						
1.8L	98-97		MD	90	13702	N13702
2.0L	08		MD	90	13973	N13973
	07-05		VA	90	11011	N11011
	04	From 3/15/04 To 3/15/04	VA MD	90 90	11011 13973	N11011 N13973
	03		MD	90	13973	N13973
	01-97		MD	90	13702	N13702
2.7L	08-05		VA	120	11188	
	04		VA	110	11020	
	03		VA	110	11015	N11015
<b>TUCSON</b>						
2.0L	09-05		VA	90	11011	N11011
2.7L	09-05		VA	120	11188	

# ALTERNATORS / ALTERNATEURS / ALTERNADORES

Liter Litre Litro	Year Année Año	Options Options Opciones	Mfg.	Amp	Reman	New Nouveau Nuevo
<b>HYUNDAI - continued</b>						
<b>VERACRUZ</b>						
3.8L	12	NDenso Unit	PO	130	11191	N11191
	11-07	NDenso Unit Valeo Unit	PO VA	130 130	11191 11111	N11191
<b>XG300</b>						
3.0L	01		MD	120	13887	
<b>XG350</b>						
<i>HYUNDAI TECH BULLETIN #04-36-014 STATES THAT THE EARLY VERSIONS OF THE 11016 CAME WITH A 62MM DIAMETER PULLEY, BUT THAT LATER MODELS WERE FIT WITH A 55MM DIAMETER PULLEY TO IMPROVE CHARGING. WHEN INSTALLING THE LATER VERSION, THE DRIVE BELT LENGTH IS SHORTENED. THE PROPER DRIVE BELT FOR THE LATER VERSION IS 97713-26300.</i>						
3.5L	05-03		VA	120	11016	N11016
	02		MD	120	13887	
<b>INFINITI</b>						
<b>EX35</b>						
3.5L	10	To 11/30/09	MI	150	11340	
	09-08		MI	150	11340	
<b>FX35</b>						
<i>THE 11051 AND 11052 WILL INTERCHANGE. THE DIFFERENCE IS IN THE INTERNAL PARTS.</i>						
3.5L	10	To 2/2010	MI	150	11340	
	09		MI	150	11340	
	08-03		MI	110	11052	
<b>FX45</b>						
4.5L	08-03		HI	110	11009	
<b>FX50</b>						
5.0L	11-09		MI	150	11412	
<b>G20</b>						
2.0L	02-99		MI	90	13784	
	96-95		HI,MI	80	13640	
	94	w/8mm Battery Post w/10mm Battery Post	HI,MI HI,MI	80 80	13329 13640	N13329
	93-92	Hitachi Unit Mitsubishi Unit	HI,MI	80	13329	N13329
			HI,MI	80	13329	N13329
91		HI,MI	80	13329	N13329	
<b>G25</b>						
2.5L	11		MI	150	11315	
<b>G35</b>						
<i>THE 11051 AND 11052 WILL INTERCHANGE. THE DIFFERENCE IS IN THE INTERNAL PARTS.</i>						
3.5L	08-07		MI	150	11340	
	06-05		MI	110	11052	
	04-03	Coupe Sedan	MI	110	11052	
			MI	110	11051	
<b>G37</b>						
3.7L	10	To 2/2010	MI	150	11340	
	09-08		MI	150	11340	
<b>I30</b>						
<i>INFINITI HAS VOLUNTARILY RECALLED ALTERNATORS FOR THE 1997-98 I30 (13612 AND 13639) BECAUSE OF THE POSSIBILITY THAT SOME MAY HAVE BEEN SHIPPED ORIGINALLY WITH A DAMAGED DIODE. SEE INFINITI #ITB99-034 (NHTSA #99V-129) FOR MORE INFORMATION.</i>						
<i>THE 13639 AND 13826 MAY VERY POSSIBLY INTERCHANGE. MAKE SURE PULLEYS AND MOUNTINGS MATCH BEFORE DOING THIS.</i>						
3.0L	01		HI	110	13639	N13639
	00		HI	110	13826	N13826
	99-98		HI	110	13639	N13639
	97-96		HI	125	13612	N13612

# ALTERNATORS / ALTERNATEURS / ALTERNADORES

Liter Litre Litro	Year Année Año	Options Options Opciones	Mfg.	Amp	Reman	New Nouveau Nuevo
<b>INFINITI - continued</b>						
<b>I35</b>						
<i>THE 13639 AND 13826 MAY VERY POSSIBLY INTERCHANGE. MAKE SURE PULLEYS AND MOUNTINGS MATCH BEFORE DOING THIS.</i>						
3.5L	04-02		HI	110	13826	N13826
<b>J30</b>						
3.0L	97-93		HI,MI	90	13478	
<b>M30</b>						
3.0L	92-90		HI	90	13262	
<b>M35</b>						
3.5L	10-09		MI	150	11340	
	08-06		MI	150	11315	
<b>M37</b>						
3.7L	11		MI	150	11340	
<b>M45</b>						
4.5L	10-06		MI	150	11316	
	04-03		MI	110	11004	
<b>Q45</b>						
<i>INFINITI HAS VOLUNTARILY RECALLED ALTERNATORS FOR THE 1997-98 Q45 (13712) BECAUSE OF A POSSIBLE THAT SOME MAY HAVE BEEN SHIPPED ORIGINALLY WITH A DAMAGED DIODE. SEE INFINITI #ITB99-034 (NHTSA #99V-129) FOR MORE INFORMATION.</i>						
4.1L	01-00		HI	110	13934	
	99-97		HI	110	13712	N13712
4.5L	06		MI	150	11316	
	05-02		HI	110	11009	
	96-90		HI	110	13261	
<b>QX4</b>						
<i>THE 11051 AND 11052 WILL INTERCHANGE. THE DIFFERENCE IS IN THE INTERNAL PARTS.</i>						
3.3L	00-97		HI	100	13724	
3.5L	03		MI	110	11051	
	02-01		HI	110	13900	N13900
<b>QX56</b>						
5.6L	10-08		VA	130	11256	
	07		HI	130	11165	
	06-04		HI	130	11120	
<b>INTERNATIONAL</b>						
<b>LIGHT TRUCKS (EXC SCOUT)</b>						
2.5L (152) L4	71		DR	63	7127-12	N7127-12
	68-63		DR	60	7111	
3.2L (196) L4	71	Delco Unit	DR	63	7127-12	N7127-12
	70-69		DR	60	7111	
	67-65		DR	60	7111	
3.6L (220) L6	65-63		DR	60	7111	
3.8L (232) L6	79-75		DR	63	7127-12	N7127-12
	74-71	Delco Unit	DR	63	7127-12	N7127-12
	70-69		DR	60	7111	
3.9L (241) L6	70-68		DR	60	7111	
4.2L (258) L6	79-75		DR	63	7127-12	N7127-12
	74-71	Delco Unit	DR	63	7127-12	N7127-12
4.4L (266) V8	70-65		DR	60	7111	
5.0L (304) V8	75		DR	63	7127-12	N7127-12
	74-71	Delco Unit	DR	63	7127-12	N7127-12
	70-68		DR	60	7111	
5.7L (345) V8	75		DR	63	7127-12	N7127-12
	74-71	Delco Unit	DR	63	7127-12	N7127-12
	70-68		DR	60	7111	
6.4L (392) V8	75-71	Delco Unit	DR	63	7127-12	N7127-12
	70-69		DR	60	7111	
6.6L (400) V8	75-74	Delco Unit	DR	63	7127-12	N7127-12

## ALTERNATORS / ALTERNATEURS / ALTERNADORES

Liter Litre Litro	Year Année Año	Options Options Opciones	Mfg.	Amp	Reman	New Nouveau Nuevo
<b>INTERNATIONAL - continued</b>						
<b>SCOUT</b>						
2.5L (152) L4	71		DR	63	7127-12	N7127-12
	70-63		DR	60	7111	
3.2L (196) L4	80-76		DR	63	7127-12	N7127-12
	75-71	Delco Unit	DR	63	7127-12	N7127-12
	70-67		DR	60	7111	
3.8L (232) L6	74-73	Delco Unit	DR	63	7127-12	N7127-12
	71	Delco Unit	DR	63	7127-12	N7127-12
4.2L (258) L6	73	Delco Unit	DR	63	7127-12	N7127-12
4.3L (265) L6	70-69		DR	60	7111	
4.4L (266) V8	68		DR	60	7111	
5.0L (304) V8	80-75		DR	63	7127-12	N7127-12
	74-71	Delco Unit	DR	63	7127-12	N7127-12
	70-69		DR	60	7111	
5.7L (345) V8	80-75		DR	63	7127-12	N7127-12
	74-71	Delco Unit	DR	63	7127-12	N7127-12
6.4L (392) V8	76-75	Delco Unit	DR	63	7127-12	N7127-12
<b>ISUZU</b>						
<b>AMIGO</b>						
2.2L	00-98		DR	100	8239	N8239
2.3L	93		HI	60	14859	N14859
	92-89	50 Amps	HI	60	14859	N14859
		60 Amps	HI	60	14859	N14859
2.6L	94-89	50 Amps	HI	60	14859	N14859
		60 Amps	HI	60	14859	N14859
3.2L	00-99		HI	90	13825	N13825
	98	w/2-Pin Alt Plug w/4-Pin Alt Plug	HI HI	90 70	13825 13775	N13825
<b>ASCENDER</b>						
4.2L (256) L6	08-07		DR	150	8498	N8498
	06		DR	150	8497	N8497
	05-03		DR	150	8290	N8290
5.3L (323) V8	06-03		DR	145	8292	N8292
<b>AXIOM</b>						
3.5L	04-02		HI	90	13825	N13825
<b>HOMBRE</b>						
2.2L (134) L4	00-98		DR	100	8233-7	N8233-7
	97-96		DR	100	8160-7	N8160-7
4.3L (262) V6	00-98		DR	105	8231-5	N8231-5
	97		DR	105	8206-5	N8206-5
<b>I-280</b>						
2.8L (169) L4	06		VA	100	11047	N11047
<b>I-290</b>						
2.9L (178) L4	08-07		VA	120	11148	
<b>I-350</b>						
3.5L (211) L5	06		VA	100	11047	N11047
<b>I-370</b>						
3.7L (223) L5	08-07		VA	120	11148	
<b>I-MARK</b>						
1.5L	89-87	w/Turbo	ND	60	14732	
		wo/Turbo, w/AC	ND	60	14732	
		wo/Turbo, wo/AC	ND	45	14733	
	86-85	w/AC	ND	60	14732	
		wo/AC	ND	45	14733	



## ALTERNATORS / ALTERNATEURS / ALTERNADORES

Liter Litre Litro	Year Année Año	Options Options Opciones	Mfg.	Amp	Reman	New Nouveau Nuevo
<b>ISUZU - continued</b>						
<b>I-MARK - continued</b>						
1.6L	89		ND	60	14739	
1.8L	85-81		ND	45	14131	
1.8L (Diesel)	85-81		HI	50	14649	
<b>IMPULSE</b>						
<i>SEE THE GEO STORM FOR NOTES ON THE 1990 1.6L AND 1992 1.8L APPLICATIONS</i>						
1.6L	92-91		ND	75	13391	
	90	Delco Unit, w/AT	DR	85	7968	
		Delco Unit, w/MT	DR	60	7949	
		NDenso Unit	ND	75	13391	
1.8L	92	w/AT	ND	80	13424	
		w/MT	ND	80	13424	
1.9L	87-83		ND	55	14630	
2.0L	89-88		ND	80	14939	
	87	1-Groove Pulley	ND	75	14857	
		5-Groove Pulley	ND	80	14939	
	86-85		ND	75	14857	
2.3L	89-88		ND	80	14939	
<b>OASIS</b>						
2.2L	97-96		ND	90	13538	N13538
2.3L	99-98		ND	95	13776	
<b>PICKUP</b>						
<i>ISUZU TSB #SB97-04-L002 (4-97) DIRECTS THE REPLACEMENT OF THE VOLTAGE REGULATOR ON 1994 TO MID 1995 RODEO'S AND PICKUP TRUCKS WITH THE 2.6L ENGINE (w/MT) OR THE 3.2L ENGINE (ALL) BECAUSE OF A POSSIBILITY OF THE ORIGINAL REGULATOR OVERCHARGING AND CAUSING DAMAGE TO VARIOUS ELECTRICAL CIRCUITS.</i>						
1.8L	82-81	2WD	HI	50	14305	
		4WD	HI	50	14222	
1.9L	87-86		HI	50	14305	
	85-83	2WD	HI	50	14305	
		4WD	HI	50	14222	
2.2L (Diesel)	87-82		HI	50	14648	
	81	2WD, w/AC	HI	50	14648	
		2WD, wo/AC	HI	40	14731	
		4WD	HI	50	14648	
2.3L	95-88	50 Amps	HI	60	14859	N14859
		60 Amps	HI	60	14859	N14859
	87-86		HI	60	14859	N14859
2.6L	95-88	50 Amps	HI	60	14859	N14859
		60 Amps	HI	60	14859	N14859
3.1L	94-91	Std	DR	100	7860-3	N7860-3
		Opt	DR	100	7860-3	N7860-3
<b>RODEO</b>						
<i>ISUZU TSB #SB97-04-L002 (4-97 - REVISED IN #SB97-04-L004 5-97) DIRECTS THE REPLACEMENT OF THE VOLTAGE REGULATOR ON 1994 TO MID 1995 RODEO'S AND PICKUP TRUCKS WITH THE 2.6L ENGINE (w/MT) OR THE 3.2L ENGINE (ALL) BECAUSE OF A POSSIBILITY OF THE ORIGINAL REGULATOR OVERCHARGING AND CAUSING DAMAGE TO VARIOUS ELECTRICAL CIRCUITS.</i>						
2.2L	03-02		HI	100	11010	
	01-98		DR	100	8239	N8239
2.6L	97-96		HI	60	13744	N13744
	95-93		HI	60	14859	N14859
	92-91	50 Amps	HI	60	14859	N14859
		60 Amps	HI	60	14859	N14859
3.1L	92-91	Std	DR	100	7860-3	N7860-3
		Opt	DR	100	7860-3	N7860-3
3.2L	04-99		HI	90	13825	N13825
	98	60 Amps	HI	60	13757	N13757
		70 Amps	HI	70	13775	
		90 Amps	HI	90	13935	
	97		HI	60	13745	N13745

## ALTERNATORS / ALTERNATEURS / ALTERNADORES

Liter Litre Litro	Year Année Año	Options Options Opciones	Mfg.	Amp	Reman	New Nouveau Nuevo
<b>ISUZU - continued</b>						
<b>RODEO - continued</b>						
3.2L	96	w/Plug In from Back of Alt, Std	HI	60	13564	N13564
		w/Plug In from Back of Alt, Opt	HI	70	13564-70	
		w/Plug In from Side of Alt	HI	60	13745	N13745
	95-93	Std	HI	60	13564	N13564
		Opt	HI	70	13564-70	
3.5L	04		HI	90	13825	N13825
<b>RODEO SPORT - SEE RODEO</b>						
<b>STYLUS</b>						
1.6L	93	Std	ND	75	13391	
		Opt	ND	90	13705	
		92	1st Prod	ND	75	13391
		2nd Prod	ND	75	13391	
	91		ND	75	13391	
1.8L	93-92		ND	80	13424	
<b>TROOPER</b>						
1.9L	85-84		HI	50	14222	
2.2L (Diesel)	87-86		HI	50	14648	
	84		HI	50	14648	
2.3L	87-86	50 Amps	HI	60	14859	N14859
		60 Amps	HI	60	14859	N14859
2.6L	91-88		HI	60	14859	N14859
2.8L	91-89	Std	DR	100	7860-3	N7860-3
		Opt	DR	100	7860-3	N7860-3
3.2L	97-96	60 Amps	ND	60	13740	
		75 Amps	ND	75	13739	
		95-92	60 Amps	ND	60	13522
		75 Amps	ND	75	13521	N13521
3.5L	02-00		ND	90	13875	
	99-98		ND	75	13837	
<b>VEHICROSS</b>						
3.5L	01-99		ND	75	13837	
<b>JAGUAR</b>						
<b>SOVEREIGN - SEE XJ6</b>						
<b>S-TYPE</b>						
3.0L	08-02	w/AT	ND	120	13908	
		w/MT	ND	120	11092	
		01-00		ND	120	13908
4.0L	02-00		ND	120	13909	
4.2L	08-03		ND	140	13979	
<b>SUPER V8</b>						
4.2L	09-05		ND	140	13979	
<b>VANDEN PLAS</b>						
3.6L	89-88	Bosch Unit, 90 Amps	BO	90	13247	
		Bosch Unit, 115 Amps	BO	115	13260	
		Lucas Unit	LU	80	14095	
4.0L	03-98		ND	120	13758	
			ND	120	13524	
		92-90	Bosch Unit, 90 Amps	BO	90	13247
		Bosch Unit, 115 Amps	BO	115	13260	
		Lucas Unit	LU	80	14095	
4.2L	09-04		ND	140	13979	
	87-82	Lucas Unit	LU	75	14561	

## ALTERNATORS / ALTERNATEURS / ALTERNADORES

Liter Litre Litro	Year Année Año	Options Options Opciones	Mfg.	Amp	Reman	New Nouveau Nuevo
<b>JAGUAR - continued</b>						
<b>VANDEN PLAS (XJ6) - SEE XJ6</b>						
<b>VANDEN PLAS (XJ12) - SEE XJ12</b>						
<b>XJ6</b>						
3.6L	89-87	Bosch Unit, 90 Amps	BO	90	13247	
		Bosch Unit, 115 Amps	BO	115	13260	
		Lucas Unit	LU	80	14095	
4.0L	97-93		ND	120	13524	
	92-90	Bosch Unit, 90 Amps	BO	90	13247	
		Bosch Unit, 115 Amps	BO	115	13260	
		Lucas Unit	LU	80	14095	
4.2L	87-81	Lucas Unit	LU	75	14561	
	80-77	Lucas Unit	LU,MO	70	14056	
		Motorola Unit	LU,MO	70	14056	
	76	Lucas Unit, 2nd Prod	LU,MO	70	14056	
		Motorola Unit	LU,MO	70	14056	
<b>XJ8</b>						
4.0L	03-98		ND	120	13758	
4.2L	09-04		ND	140	13979	
<b>XJ12</b>						
5.3L	92-90		BO	115	13260	
	89-87	Bosch Unit	BO	115	13260	
		Lucas Unit	LU	75	14092	
	86-82		LU	75	14092	
	81	Lucas Unit, 1st Prod	LU,MO	70	14054	
		Lucas Unit, 2nd Prod	LU	75	14092	
		Motorola Unit	LU,MO	70	14054	
	79-77	Lucas Unit	LU,MO	70	14054	
Motorola Unit		LU,MO	70	14054		
76	Lucas Unit, 1st Prod	LU	66	14055		
	Lucas Unit, 2nd Prod	LU,MO	70	14054		
	Motorola Unit	LU,MO	70	14054		
	75		LU	66	14055	
6.0L	96-93		ND	120	13690	
<b>XJR</b>						
4.0L	03-98		ND	120	13758	
	97-95		ND	120	13524	
4.2L	09-04		ND	140	13979	
<b>XJS</b>						
4.0L	96-95	Bosch Unit	BO	115	13260	
		NDenso Unit	ND	120	13524	
	94-92		BO	115	13260	
5.3L	92-90		BO	115	13260	
	89-87	Bosch Unit	BO	115	13260	
		Lucas Unit	LU	75	14092	
	86-82		LU	75	14092	
	81	Lucas Unit, 1st Prod	LU,MO	70	14054	
		Lucas Unit, 2nd Prod	LU	75	14092	
Motorola Unit		LU,MO	70	14054		
80-77	Lucas Unit	LU,MO	70	14054		
	Motorola Unit	LU,MO	70	14054		
76	Lucas Unit, 2nd Prod	LU,MO	70	14054		
	Motorola Unit	LU,MO	70	14054		
6.0L	96-94		BO	115	13260	
<b>XJ-SUPER V8</b>						
4.0L	03-02		ND	120	13758	

## ALTERNATORS / ALTERNATEURS / ALTERNADORES

Liter Litre Litro	Year Année Año	Options Options Opciones	Mfg.	Amp	Reman	New Nouveau Nuevo
<b>JAGUAR - continued</b>						
<b>XK</b>						
4.2L	09-07		ND	140	13979	
<b>XK8</b>						
4.0L	02-97		ND	120	13758	
4.2L	06-03		ND	140	13979	
<b>XKR</b>						
4.0L	02-00		ND	120	13758	
4.2L	09-03		ND	140	13979	
<b>X-TYPE</b>						
2.5L	05-02	w/AT	ND	100	13926	
		w/MT	ND	120	13925	
3.0L	08-02	w/AT	ND	100	13926	
		w/MT	ND	120	13925	
<b>JEEP</b>						
<b>CHEROKEE</b>						
2.1L (126) L4 (Diesel)	87-85		PR	70	14891	
2.5L (150) L4	00-99		ND	117	13822	N13822
	98-97	w/Round Alt Plug	ND	90	13444	
		wo/Alt Plug	ND	90	13341	N13341
	96-91		ND	90	13341	N13341
	90-87	w/AC	DR	74	7818-3	
		wo/AC, Std	DR	61	7817-7	
		wo/AC, Opt	DR	74	7818-7	
	86-84	w/9:00 Alt Plug, Std	DR	63	7127-9	N7127-9
		w/9:00 Alt Plug, Opt	DR	78	7273-9	N7273-9
		w/12:00 Alt Plug	DR	78	7273-12	N7273-12
2.8L (173) V6	86-84		DR	78	7273-9	N7273-9
4.0L (242) L6	01		ND	117	13906	N13906
	00-99		ND	117	13822	N13822
	98-97	Std	ND	90	13341	N13341
		Opt	ND	120	13746	N13746
	96-91		ND	90	13341	N13341
	90-87	Std	DR	61	7873-11	N7902-11
		Opt, 85 Amps	DR	100	7902-11	N7902-11
		Opt, 100 Amps	DR	100	7902-11	N7902-11
4.2L (258) L6	83	Std	DR	63	7127-9	N7127-9
		Opt, w/9:00 Alt Plug	DR	78	7273-9	N7273-9
		Opt, w/12:00 Alt Plug	DR	78	7273-12	N7273-12
	82-81	Std	DR	63	7127-3	N7127-3
		Opt HD, w/3:00 Alt Plug	DR	85	7134-3	
		Opt HD, w/9:00 Alt Plug	DR	85	7134-9	
	80		DR	63	7127-3	N7127-3
	79-75		DR	63	7127-9	N7127-9
	74	w/AC	MO	55	7429	
		wo/AC	MO	37	7427	
5.0L (304) V8	75-74	w/AC	MO	55	7429	
		wo/AC	MO	37	7427	
5.9L (360) V8	83	Std	DR	63	7127-9	N7127-9
		Opt	DR	78	7273-9	N7273-9
		Opt HD	DR	85	7134-9	
	82-80	Std, w/"R" Terminal	DR	63	7282-9	
		Std, wo/"R" Terminal	DR	63	7127-9	N7127-9
		Opt HD	DR	85	7134-9	
	79-78		DR	63	7127-9	N7127-9
	77-76	1-Groove Pulley	FD	60	7078	
		2-Groove Pulley	FD	60	7078	
	75-74	w/AC	MO	55	7429	
		wo/AC	MO	37	7427	

## ALTERNATORS / ALTERNATEURS / ALTERNADORES

Liter Litre Litro	Year Année Año	Options Options Opciones	Mfg.	Amp	Reman	New Nouveau Nuevo
<b>JEEP - continued</b>						
<b>CHEROKEE - continued</b>						
6.6L (401) V8	78		DR	63	7127-9	N7127-9
	77-76	1-Groove Pulley	FD	60	7078	
		2-Groove Pulley	FD	60	7078	
	75-74	w/AC	MO	55	7429	
wo/AC		MO	37	7427		
<b>CJ SERIES</b>						
2.2L (134) L4	71-68	w/Alternator, Delco Unit	DR	60	7111	
		w/Alternator, Motorola Unit, Std	MO	37	7091	
		w/Alternator, Motorola Unit, Opt	MO	55	7395	
		w/Generator	PL	30	9112	
	67-61	w/Alternator	MO	37	7091	
	w/Generator	PL	30	9112		
	60	12-Volt	PL	30	9112	
2.5L (150) L4	86-84	Std	DR	63	7127-9	N7127-9
		Opt, w/9:00 Alt Plug	DR	78	7273-9	N7273-9
		Opt, w/12:00 Alt Plug	DR	78	7273-12	N7273-12
	83	w/AC	DR	78	7273-9	N7273-9
	wo/AC, w/"R" Terminal	DR	63	7282-9		
	wo/AC, wo/"R" Terminal	DR	63	7127-9	N7127-9	
2.5L (151) L4	83	w/AC	DR	78	7273-9	N7273-9
		wo/AC, w/"R" Terminal	DR	63	7282-9	
		wo/AC, wo/"R" Terminal	DR	63	7127-9	N7127-9
	82-80	w/"R" Terminal	DR	63	7282-9	
	wo/"R" Terminal	DR	63	7127-9	N7127-9	
3.7L (225) L6	65	w/AC	MO	55	7395	
		wo/AC	MO	37	7091	
3.7L (225) V6	71-68	Delco Unit	DR	60	7111	
		Motorola Unit, w/AC	MO	55	7395	
		Motorola Unit, wo/AC	MO	37	7091	
	67-66	w/AC	MO	55	7395	
	wo/AC	MO	37	7091		
3.8L (232) L6	78-75		DR	63	7127-9	N7127-9
	74-72	w/AC	MO	55	7429	
		wo/AC	MO	37	7427	
4.2L (258) L6	86-83	w/9:00 Alt Plug, Std	DR	63	7127-9	N7127-9
		w/9:00 Alt Plug, Opt	DR	78	7273-9	N7273-9
		w/12:00 Alt Plug	DR	78	7273-12	N7273-12
	82-81	Std	DR	63	7127-3	N7127-3
		Opt HD, w/3:00 Alt Plug	DR	85	7134-3	
		Opt HD, w/9:00 Alt Plug	DR	85	7134-9	
	80	Std	DR	63	7127-3	N7127-3
	79-75		DR	63	7127-9	N7127-9
74-72	w/AC	MO	55	7429		
	wo/AC	MO	37	7427		
5.0L (304) V8	81-80	w/"R" Terminal	DR	63	7282-9	
		wo/"R" Terminal	DR	63	7127-9	N7127-9
	79-78		DR	63	7127-9	N7127-9
	77-76	1-Groove Pulley	FD	60	7078	
		2-Groove Pulley	FD	60	7078	
75-72	w/AC	MO	55	7429		
	wo/AC	MO	37	7427		
<b>COMANCHE PICKUP</b>						
2.1L (126) L4 (Diesel)	87-86		PR	70	14891	
2.5L (150) L4	92-91		ND	90	13341	N13341
	90-87	w/AC	DR	74	7818-3	
wo/AC, Std		DR	61	7817-7		
wo/AC, Opt		DR	74	7818-7		

## ALTERNATORS / ALTERNATEURS / ALTERNADORES

Liter Litre Litro	Year Année Año	Options Options Opciones	Mfg.	Amp	Reman	New Nouveau Nuevo
<b>JEEP - continued</b>						
<b>COMANCHE PICKUP - continued</b>						
2.5L (150) L4	86	w/9:00 Alt Plug w/12:00 Alt Plug	DR	78	7273-9	N7273-9
			DR	78	7273-12	N7273-12
2.8L (173) V6	86		DR	78	7273-9	N7273-9
4.0L (242) L6	92-91		ND	90	13341	N13341
	90-87	Std, 61 Amps	DR	61	7873-11	N7902-11
		Opt, 85 Amps	DR	100	7902-11	N7902-11
		Opt, 100 Amps	DR	100	7902-11	N7902-11
<b>COMMANDER</b>						
3.7L (226) V6	10-07		ND	160	11240	
	06		ND	160	13913	N13913
4.7L (285) V8	09-07		ND	160	11240	
	06		ND	160	13913	N13913
5.7L (345) V8	10-07		ND	150	11241	
	06		ND	160	11155	
<b>COMMANDO</b>						
2.2L (134) L4	67	w/Alternator, Std w/Alternator, Opt w/Generator	MO	37	7091	
			MO	55	7395	
			PL	30	9112	
3.7L (225) V6	67-66	Delco Unit Motorola Unit, Std Motorola Unit, Opt	DR	60	7111	
			MO	37	7091	
			MO	55	7395	
3.8L (232) L6	73	w/AC wo/AC	MO	55	7429	
			MO	37	7427	
4.2L (258) L6	73		MO	55	7429	
5.0L (304) V8	73	w/AC wo/AC	MO	55	7429	
			MO	37	7427	
<b>COMPASS</b>						
2.0L (122) L4	11-07	Std Opt	MI	115	11231	N11231
			MI	140	11228	
2.4L (144) L4	11-07	Std Opt	MI	115	11231	N11231
			MI	140	11228	
<b>DISPATCHER</b>						
2.2L (134) L4	67-66	w/Alternator, Std w/Alternator, Opt w/Generator	MO	37	7091	
			MO	55	7395	
			PL	30	9112	
	65-61	w/Generator, 12-Volt	PL	30	9112	
3.7L (225) V6	67-66	Delco Unit Motorola Unit, w/AC Motorola Unit, wo/AC	DR	60	7111	
			MO	55	7395	
			MO	37	7091	
<b>DJ SERIES</b>						
2.2L (134) L4	71-68	w/Alternator, Delco Unit w/Alternator, Motorola Unit, Std w/Alternator, Motorola Unit, Opt w/Generator	DR	60	7111	
			MO	37	7091	
			MO	55	7395	
			PL	30	9112	
	67	w/Alternator, Std w/Alternator, Opt w/Generator	MO	37	7091	
			MO	55	7395	
			PL	30	9112	
	60	12-Volt	PL	30	9112	
3.7L (225) V6	71-70	Delco Unit Motorola Unit, w/AC Motorola Unit, wo/AC	DR	60	7111	
			MO	55	7395	
			MO	37	7091	
	69	Delco Unit Motorola Unit, Std Motorola Unit, Opt	DR	60	7111	
			MO	37	7091	
			MO	55	7395	
	68-66	Delco Unit Motorola Unit, w/AC Motorola Unit, wo/AC	DR	60	7111	
			MO	55	7395	
			MO	37	7091	

## ALTERNATORS / ALTERNATEURS / ALTERNADORES

Liter Litre Litro	Year Année Año	Options Options Opciones	Mfg.	Amp	Reman	New Nouveau Nuevo
<b>JEEP - continued</b>						
<b>DJ SERIES - continued</b>						
3.8L (232) L6	74-72	Std	MO	37	7427	
		Opt	MO	55	7429	
4.2L (258) L6	74-73	Std	MO	37	7427	
		Opt	MO	55	7429	
5.0L (304) V8	73-72	w/AC	MO	55	7429	
		wo/AC	MO	37	7427	
<b>FC150</b>						
2.2L (134) L4	66	w/Alternator, Std	MO	37	7091	
		w/Alternator, Opt	MO	55	7395	
		w/Generator	PL	30	9112	
	65-60	w/Generator, 12-Volt	PL	30	9112	
3.7L (225) V6	66	Delco Unit	DR	60	7111	
		Motorola Unit, w/AC	MO	55	7395	
		Motorola Unit, wo/AC	MO	37	7091	
3.7L (226) L6	65-62	w/Alternator, Std	MO	37	7091	
		w/Alternator, Opt	MO	55	7395	
		w/Generator, 12-Volt	PL	30	9112	
<b>FC170</b>						
2.2L (134) L4	66	w/Alternator, Std	MO	37	7091	
		w/Alternator, Opt	MO	55	7395	
		w/Generator	PL	30	9112	
	65-63	w/Generator, 12-Volt	PL	30	9112	
3.7L (226) L6	66	Delco Unit	DR	60	7111	
		Motorola Unit, w/AC	MO	55	7395	
		Motorola Unit, wo/AC	MO	37	7091	
65-63	65-63	w/Alternator, Std	MO	37	7091	
		w/Alternator, Opt	MO	55	7395	
		w/Generator, 12-Volt	PL	30	9112	
<b>FJ SERIES</b>						
2.2L (134) L4	62	w/Generator, 12-Volt	PL	30	9112	
<b>GLADIATOR</b>						
3.8L (230) L6	67-66	w/Alternator, Std	MO	37	7091	
		w/Alternator, Opt, 55 Amps	MO	55	7395	
	65-63	w/Alternator, Std	MO	37	7091	
		w/Alternator, Opt, 55 Amps	MO	55	7395	
		w/Generator, 12-Volt	PL	30	9112	
3.8L (232) L6	67-66	Std	MO	37	7091	
		Opt, 55 Amps	MO	55	7395	
	65	w/Alternator, Std	MO	37	7091	
		w/Alternator, Opt, 55 Amps	MO	55	7395	
		w/Generator, 12-Volt	PL	30	9112	
5.4L (327) V8	67-65	w/AC	MO	55	7395	
		wo/AC	MO	37	7091	
<b>GRAND CHEROKEE</b>						
3.0L (182) V6 (Diesel)	09-07		VA	180	11306	N11306
3.7L (226) V6	10-07		ND	160	11240	
	06-05		ND	160	13913	N13913
4.0L (242) L6	04		ND	136	11116	
	03-01		BO	132	13872	N13872
	00-99		BO	136	13777	N13777
	98-97	Std	ND	90	13341	N13341
		Opt HD	ND	120	13746	N13746
	96-93		ND	90	13341	N13341
4.7L (285) V8	09-07		ND	160	11240	
	06-05		ND	160	13913	N13913
	04-03	w/Clutch Pulley	ND	136	13873CP	N13873CP
		wo/Clutch Pulley	ND	136	13873	N13873

## ALTERNATORS / ALTERNATEURS / ALTERNADORES

Liter Litre Litro	Year Année Año	Options Options Opciones	Mfg.	Amp	Reman	New Nouveau Nuevo
<b>JEEP - continued</b>						
<b>GRAND CHEROKEE - continued</b>						
4.7L (285) V8	02-01		ND	136	13873	N13873
	00-99	Bosch Unit	BO	136	13777	N13777
		NDenso Unit	ND	136	13790	N13790
5.2L (318) V8	98-97	Std	ND	90	13354	N13354
		Opt	ND	136	13742	N13742
	96-95	Std	ND	90	13354	N13354
		Opt	ND	120	13453	N13453
94-93		ND	90	13354	N13354	
5.7L (345) V8	10-07		ND	150	11241	
	06-05		ND	160	11155	
5.9L (360) V8	98		ND	136	13742	N13742
6.1L (370) V8	10-07		ND	150	11241	
	06		ND	160	11155	
<b>GRAND WAGONEER</b>						
4.2L (258) L6	86-84	w/9:00 Alt Plug, Std	DR	63	7127-9	N7127-9
		w/9:00 Alt Plug, Opt	DR	78	7273-9	N7273-9
		w/12:00 Alt Plug	DR	78	7273-12	N7273-12
5.2L (318) V8	93		ND	90	13354	N13354
5.9L (360) V8	91-84	w/AC, Std	DR	78	7273-9	N7273-9
		w/AC, Opt	DR	94	7294-9	N7294-9
		wo/AC	DR	78	7273-9	N7273-9
		Opt HD	DR	85	7134-9	
<b>J SERIES PICKUPS</b>						
3.8L (230) L6	67-66	Std	MO	37	7091	
		Opt, 55 Amps	MO	55	7395	
	65-63	w/Alternator, Std	MO	37	7091	
		w/Alternator, Opt, 55 Amps	MO	55	7395	
		w/Generator, 12-Volt	PL	30	9112	
3.8L (232) L6	72	w/AC	MO	55	7429	
		wo/AC	MO	37	7427	
	71	w/AC	MO	55	7395	
		wo/AC	MO	37	7091	
	70-66	Std	MO	37	7091	
Opt, 55 Amps	MO	55	7395			
4.2L (258) L6	87-83	w/9:00 Alt Plug, Std	DR	63	7127-9	N7127-9
		w/9:00 Alt Plug, Opt	DR	78	7273-9	N7273-9
		w/12:00 Alt Plug	DR	78	7273-12	N7273-12
	82-81	Std	DR	63	7127-3	N7127-3
		Opt HD, w/3:00 Alt Plug	DR	85	7134-3	
Opt HD, w/9:00 Alt Plug	DR	85	7134-9			
80		DR	63	7127-3	N7127-3	
79-76		DR	63	7127-9	N7127-9	
75-71	w/AC	MO	55	7429		
wo/AC	MO	37	7427			
5.0L (304) V8	75-71	w/AC	MO	55	7429	
		wo/AC	MO	37	7427	
5.4L (327) V8	68-65	w/AC	MO	55	7395	
		wo/AC	MO	37	7091	
5.7L (350) V8	71-69	w/AC, Std	MO	55	7395	
		wo/AC	MO	37	7091	
5.9L (360) V8	88-87	Std	DR	63	7127-9	N7127-9
		Opt	DR	78	7273-9	N7273-9
		Opt HD, 85 Amps	DR	85	7134-9	
		Opt HD, 94 Amps	DR	94	7294-9	N7294-9



# ALTERNATORS / ALTERNATEURS / ALTERNADORES

Liter Litre Litro	Year Année Año	Options Options Opciones	Mfg.	Amp	Reman	New Nouveau Nuevo
<b>JEEP - continued</b>						
<b>J SERIES PICKUPS - continued</b>						
5.9L (360) V8	86-83	Std	DR	63	7127-9	N7127-9
		Opt	DR	78	7273-9	N7273-9
		Opt HD	DR	85	7134-9	
	82-80	Std, w/"R" Terminal	DR	63	7282-9	
		Std, wo/"R" Terminal	DR	63	7127-9	N7127-9
		Opt HD	DR	85	7134-9	
	79-78		DR	63	7127-9	N7127-9
	77-76	1-Groove Pulley	FD	60	7078	
		2-Groove Pulley	FD	60	7078	
	75-71	w/AC	MO	55	7429	
wo/AC		MO	37	7427		
6.6L (401) V8	78		DR	63	7127-6	N7127-6
	77-76	1-Groove Pulley	FD	60	7078	
		2-Groove Pulley	FD	60	7078	
	75-74	w/AC	MO	55	7429	
		wo/AC	MO	37	7427	
<b>JEEPSTER</b>						
2.2L (134) L4	71-67	w/Alternator, Delco Unit	DR	60	7111	
		w/Alternator, Motorola Unit, Std	MO	37	7091	
		w/Alternator, Motorola Unit, Opt	MO	55	7395	
		w/Generator	PL	30	9112	
	66-65	Delco Unit	DR	60	7111	
	Motorola Unit, Std	MO	37	7091		
	Motorola Unit, Opt	MO	55	7395		
3.7L (225) V6	71-65	Delco Unit	DR	60	7111	
	Motorola Unit, Std	MO	37	7091		
	Motorola Unit, Opt	MO	55	7395		
3.8L (232) L6	73-72	w/AC	MO	55	7429	
	wo/AC	MO	37	7427		
4.2L (258) L6	73-72	w/AC	MO	55	7429	
	wo/AC	MO	37	7427		
5.0L (304) V8	73-72	w/AC	MO	55	7429	
		wo/AC	MO	37	7427	
<b>LIBERTY</b>						
2.4L (148) L4	05-04		ND	136	13961	
	03-02	Std	ND	117	13960	N13960
		Opt	ND	136	13961	
2.8L (171) L4 (Diesel)	06-05		ND	150	11114	
3.7L (226) V6	10	160 Amps	ND	160	11240	
	09-07	Std	ND	136	11242	
		Opt	ND	160	11240	
	06-03	Std, w/Clutch Pulley	ND	136	13873CP	N13873CP
		Std, wo/Clutch Pulley	ND	136	13873	N13873
	Opt	ND	160	13913	N13913	
	02		ND	136	13873	N13873
<b>PATRIOT</b>						
2.0L (122) L4	11-07	Std	MI	115	11231	N11231
		Opt	MI	140	11228	
2.4L (144) L4	11-07	Std	MI	115	11231	N11231
		Opt	MI	140	11228	
<b>SCRAMBLER</b>						
2.5L (150) L4	85-84	Std	DR	63	7127-9	N7127-9
		Opt, w/9:00 Alt Plug	DR	78	7273-9	N7273-9
		Opt, w/12:00 Alt Plug	DR	78	7273-12	N7273-12
	83	w/AC	DR	78	7273-9	N7273-9
		wo/AC, w/"R" Terminal	DR	63	7282-9	
		wo/AC, wo/"R" Terminal	DR	63	7127-9	N7127-9

## ALTERNATORS / ALTERNATEURS / ALTERNADORES

Liter Litre Litro	Year Année Año	Options Options Opciones	Mfg.	Amp	Reman	New Nouveau Nuevo
<b>JEEP - continued</b>						
<b>SCRAMBLER - continued</b>						
2.5L (151) L4	83	w/AC	DR	78	7273-9	N7273-9
		wo/AC, w/"R" Terminal	DR	63	7282-9	
		wo/AC, wo/"R" Terminal	DR	63	7127-9	N7127-9
	82-81	w/"R" Terminal	DR	63	7282-9	
		wo/"R" Terminal	DR	63	7127-9	N7127-9
4.2L (258) L6	85-83	w/9:00 Alt Plug, Std	DR	63	7127-9	N7127-9
		w/9:00 Alt Plug, Opt	DR	78	7273-9	N7273-9
		w/12:00 Alt Plug	DR	78	7273-12	N7273-12
	82-81	Std	DR	63	7127-3	N7127-3
		Opt HD, w/3:00 Alt Plug	DR	85	7134-3	
		Opt HD, w/9:00 Alt Plug	DR	85	7134-9	
<b>TJ SERIES</b>						
2.4L (148) L4	06-05	Std	ND	117	13960	N13960
		Opt	ND	136	13961	
	03	Std	ND	117	13960	N13960
		Opt	ND	136	13961	
2.5L (150) L4	02-01		ND	117	13877	N13877
	00-99	Std	ND	81	13834	
		Opt	ND	117	13822	N13822
	98-97	Std	ND	90	13341	N13341
Opt		ND	90	13341	N13341	
4.0L (242) L6	06-05		ND	117	13876	N13876
	04	Std	ND	117	13876	N13876
		Opt	ND	136	11116	
	03		ND	117	13876	N13876
	02-01	Std	ND	81	13907	
		Opt	ND	117	13876	N13876
	00	Std	ND	81	13869	N13869
		Opt	ND	117	13809	
	99	Std	ND	81	13834	
		Opt	ND	117	13822	N13822
98-97	Std	ND	90	13341	N13341	
	Opt	ND	90	13341	N13341	
<b>TORNADO</b>						
3.8L (230) L6	62	w/Alternator, Std	MO	37	7091	
		w/Alternator, Opt, 55 Amps	MO	55	7395	
		w/Generator, 12-Volt	PL	30	9112	
<b>UNIVERSAL</b>						
2.2L (134) L4	67-66	w/Alternator, Std	MO	37	7091	
		w/Alternator, Opt	MO	55	7395	
		w/Generator	PL	30	9112	
	65-61	w/Generator, 12-Volt	PL	30	9112	
3.7L (225) V6	67-66	Delco Unit	DR	60	7111	
		Motorola Unit, w/AC	MO	55	7395	
		Motorola Unit, wo/AC	MO	37	7091	
<b>UTILITY</b>						
2.2L (134) L4	62-61	w/Generator, 12-Volt	PL	30	9112	
<b>WAGONEER</b>						
2.1L (126) L4 (Diesel)	87-85		PR	70	14891	
2.5L (150) L4	90-87	w/AC	DR	74	7818-3	
		wo/AC, Std	DR	61	7817-7	
		wo/AC, Opt	DR	74	7818-7	
	86-84	w/9:00 Alt Plug, Std	DR	63	7127-9	N7127-9
		w/9:00 Alt Plug, Opt	DR	78	7273-9	N7273-9
		w/12:00 Alt Plug	DR	78	7273-12	N7273-12

## ALTERNATORS / ALTERNATEURS / ALTERNADORES

Liter Litre Litro	Year Année Año	Options Options Opciones	Mfg.	Amp	Reman	New Nouveau Nuevo
<b>JEEP - continued</b>						
<b>WAGONEER - continued</b>						
2.8L (173) V6	86-84	w/AC	DR	78	7273-9	N7273-9
		wo/AC, Std	DR	63	7127-9	N7127-9
		wo/AC, Opt	DR	78	7273-9	N7273-9
3.8L (230) L6	67-66	Std	MO	37	7091	
		Opt, 55 Amps	MO	55	7395	
	65-63	w/Alternator, Std	MO	37	7091	
		w/Alternator, Opt, 55 Amps w/Generator, 12-Volt	MO PL	55 30	7395 9112	
4.0L (242) L6	90-87	Std	DR	61	7873-11	N7902-11
		Opt HD, 85 Amps	DR	100	7902-11	N7902-11
		Opt HD, 100 Amps	DR	100	7902-11	N7902-11
4.2L (258) L6	83	w/9:00 Alt Plug, Std	DR	63	7127-9	N7127-9
		w/9:00 Alt Plug, Opt	DR	78	7273-9	N7273-9
		w/12:00 Alt Plug	DR	78	7273-12	N7273-12
	82-81	Std	DR	63	7127-3	N7127-3
		Opt HD, w/3:00 Alt Plug	DR	85	7134-3	
		Opt HD, w/9:00 Alt Plug	DR	85	7134-9	
	80		DR	63	7127-3	N7127-3
73-72	w/AC	MO	55	7429		
	wo/AC	MO	37	7427		
5.0L (304) V8	72	w/AC	MO	55	7429	
		wo/AC	MO	37	7427	
5.4L (327) V8	67-65	w/AC	MO	55	7395	
		wo/AC	MO	37	7091	
5.7L (350) V8	71	w/AC, Std	MO	55	7395	
		wo/AC	MO	37	7091	
5.9L (360) V8	83	Std	DR	63	7127-9	N7127-9
		Opt	DR	78	7273-9	N7273-9
		Opt HD	DR	85	7134-9	
	82-80	Std, w/"R" Terminal	DR	63	7282-9	
		Std, wo/"R" Terminal	DR	63	7127-9	N7127-9
		Opt HD	DR	85	7134-9	
	79-78		DR	63	7127-9	N7127-9
	77-76	1-Groove Pulley	FD	60	7078	
2-Groove Pulley		FD	60	7078		
75-72	w/AC	MO	55	7429		
	wo/AC	MO	37	7427		
6.6L (401) V8	78		DR	63	7127-9	N7127-9
	77-76	1-Groove Pulley	FD	60	7078	
		2-Groove Pulley	FD	60	7078	
75-74	w/AC	MO	55	7429		
		wo/AC	MO	37	7427	
<b>WRANGLER</b>						
2.4L (148) L4	06-03	Std	ND	117	13960	N13960
		Opt	ND	136	13961	
2.5L (150) L4	02-01		ND	117	13877	N13877
	00-99	Std	ND	81	13834	
		Opt	ND	117	13822	N13822
	98-91	Std	ND	90	13341	N13341
		Opt	ND	90	13341	N13341
90-87		DR	78	7273-9	N7273-9	
3.8L (231) V6	11-09		ND	140	11294	
	08-07		ND	140	11243	
4.0L (242) L6	06-05		ND	117	13876	N13876
	04	Std	ND	117	13876	N13876
		Opt	ND	136	11116	
03		ND	117	13876	N13876	

## ALTERNATORS / ALTERNATEURS / ALTERNADORES

Liter Litre Litro	Year Année Año	Options Options Opciones	Mfg.	Amp	Reman	New Nouveau Nuevo
<b>JEEP - continued</b>						
<b>WRANGLER - continued</b>						
4.0L (242) L6	02-01	Std	ND	81	13907	
		Opt	ND	117	13876	N13876
	00	Std	ND	81	13869	N13869
		Opt	ND	117	13809	
	99	Std	ND	81	13834	
		Opt	ND	117	13822	N13822
	98-91	Std	ND	90	13341	N13341
		Opt	ND	90	13341	N13341
4.2L (258) L6	90		DR	78	7273-9	N7273-9
	89-87	w/9:00 Alt Plug	DR	78	7273-9	N7273-9
		w/12:00 Alt Plug	DR	78	7273-12	N7273-12
<b>OLDER MODELS</b>						
2.2L (134) L4	72-68	w/Alternator, Delco Unit	DR	60	7111	
		w/Alternator, Motorola Unit, Std	MO	37	7091	
		w/Alternator, Motorola Unit, Opt	MO	55	7395	
		w/Generator	PL	30	9112	
	67-66	w/Alternator, Std	MO	37	7091	
		w/Alternator, Opt	MO	55	7395	
65-60	w/Generator	PL	30	9112		
3.7L (226) L6	65-60	w/Alternator, Std	MO	37	7091	
		w/Alternator, Opt	MO	55	7395	
		w/Generator, 12-Volt	PL	30	9112	
3.8L (230) L6	65-60	w/Alternator, Std	MO	37	7091	
		w/Alternator, Opt, 55 Amps	MO	55	7395	
		w/Generator, 12-Volt	PL	30	9112	
3.8L (232) L6	70-65	Std	MO	37	7091	
		Opt, 55 Amps	MO	55	7395	
5.4L (327) V8	68-65	w/AC	MO	55	7395	
		wo/AC	MO	37	7091	
5.7L (350) V8	71-68	w/AC, Std	MO	55	7395	
		wo/AC	MO	37	7091	
<b>KIA</b>						
<b>AMANTI</b>						
3.5L	06-04		VA	120	11016	N11016
3.8L	09-07		PO	130	11192	
<b>BORREGO</b>						
3.8L	10	EX Models, w/Rear AC	ND	150	11387	
		EX Models, wo/Rear AC	PO	130	11191	N11191
		LX Models	PO	130	11191	N11191
	09		ND	150	11387	
<b>FORTE</b>						
2.0L	12-10	EX Models, w/Hydraulic Power Steering	VA	110	11189	
		LX Models	VA	110	11189	
2.4L	12-10		VA	110	11189	
<b>MAGENTIS</b>						
2.4L	10-09		VA	110	11189	
	08-06	Poong Sung Unit	PO	110	11202	
		Valeo Unit	VA	110	11189	
	05-04		VA	110	11014	
	03	Mando Unit	MD	95	13783	N13783
		Valeo Unit	VA	110	11014	
02-01		MD	95	13783	N13783	
2.5L	01		VA	95	13945	N13945

## ALTERNATORS / ALTERNATEURS / ALTERNADORES

Liter Litre Litro	Year Année Año	Options Options Opciones	Mfg.	Amp	Reman	New Nouveau Nuevo
<b>KIA - continued</b>						
<b>MAGENTIS - continued</b>						
2.7L	10-07		PO	130	11190	
	06-05		VA	120	11188	
	04		VA	110	11020	
	03		VA	110	11015	N11015
	02		VA	95	13945	N13945
<b>OPTIMA</b>						
2.4L	10		VA	110	11189	
	09-06	Poong Sung Unit	PO	110	11202	
		Valeo Unit	VA	110	11189	
	05-04		VA	110	11014	
	03	Mando Unit	MD	95	13783	N13783
Valeo Unit		VA	110	11014		
02-01		MD	95	13783	N13783	
2.5L	01		VA	95	13945	N13945
2.7L	10-07		PO	130	11190	
	06-05		VA	120	11188	
	04-02		VA	95	13945	N13945
<b>RIO</b>						
<i>IT IS QUITE POSSIBLE THAT THE KIA AND MANDO UNITS WILL INTERCHANGE.</i>						
1.5L	02-01	Kia Unit	KI	80	13936	
		Mando Unit	MD	80	13948	N13948
1.6L	09-06		VA	90	11011	N11011
	05-03	Kia Unit	KI	80	13936	
Mando Unit		MD	80	13948	N13948	
<b>RONDO</b>						
2.4L	10		VA	110	11189	
	09-07	Poong Sung Unit	PO	110	11202	
Valeo Unit		VA	110	11189		
2.7L	10-07		PO	130	11190	
<b>SEDONA</b>						
3.5L	05-04		VA	120	11013	
	03	Mando Unit	MD	120	13967	
		Valeo Unit	VA	120	11013	
02		MD	120	13967		
3.8L	10		ND	150	11387	
	09-08	w/Rear DVD	ND	150	11387	
		wo/Rear DVD	PO	130	11191	N11191
07-06		PO	130	11191	N11191	
<b>SEPHIA</b>						
1.6L	97-96		MD	80	13731	
	95-93		MI	70	13523	
1.8L	01-99	Kia Unit	KI	70	13863	N13863
		Mando Unit	MD	70	13785	N13785
		Valeo Unit	VA	110	11227	
	98		MD	70	13785	N13785
	97		MI	70	13718	N13718
96-95		MD	80	13731		
<b>SORENTO</b>						
3.3L	09-08	NDenso Unit	PO	130	11191	N11191
		Valeo Unit	VA	130	11111	
3.5L	12		DR	150	8487	
	06-03		VA	120	11012	
3.8L	09-07	NDenso Unit	PO	130	11191	N11191
		Valeo Unit	VA	130	11111	
<b>SOUL</b>						
2.0L	11-10		VA	90	11311	

## ALTERNATORS / ALTERNATEURS / ALTERNADORES

Liter Litre Litro	Year Année Año	Options Options Opciones	Mfg.	Amp	Reman	New Nouveau Nuevo
<b>KIA - continued</b>						
<b>SPECTRA</b>						
<i>IT IS QUITE POSSIBLE THAT THE KIA AND MANDO UNITS WILL INTERCHANGE.</i>						
1.8L	04-00	Kia Unit	KI	70	13863	N13863
		Mando Unit	MD	70	13785	N13785
		Valeo Unit	VA	110	11227	
2.0L	09-07		VA	90	11311	
	06-04	Mando Unit	MD	90	13973	N13973
		Valeo Unit	VA	90	11011	N11011
<b>SPORTAGE</b>						
2.0L	10-08		VA	90	11011	N11011
	07-05	Mando Unit	MD	90	13973	N13973
		Valeo Unit	VA	90	11011	N11011
	02-01	Kia Unit	KI,MD	70	13646	N13646
		Mando Unit	KI,MD	70	13646	N13646
00-95		KI,MD	70	13646	N13646	
2.7L	10-05		VA	120	11188	
<b>LADA</b>						
<b>1300</b>						
1.3L	83		LD	42	11103	
<b>NIVA</b>						
1.6L	95	w/Carb	LD	44	11104	
		w/FI	IS	80	11107	
	94-85		LD	44	11104	
	84-80		LD	42	11103	
1.7L	99-95	w/Carb	LD	44	11104	
		w/FI	IS	80	11107	
<b>SAMARA</b>						
1.3L	97-95	w/Carb	LD	55	11105	
		w/FI	IS	80	11106	
	94-87		LD	55	11105	
1.5L	99-98		IS	80	11106	
	97-95	w/Carb	LD	55	11105	
		w/FI	IS	80	11106	
	94-87		LD	55	11105	
<b>SIGNET</b>						
1.3L	87-84		LD	44	11104	
1.5L	93-84		LD	44	11104	
<b>LANCIA</b>						
<b>BETA</b>						
1.8L	78-75	Bosch Unit	BO,MM	65	14057	
		Marelli Unit, w/Internal Reg	BO,MM	65	14057	
2.0L	82-79		BO,MM	65	14057	
<b>ZAGATO</b>						
2.0L	82-81		BO,MM	65	14057	
<b>LANDROVER</b>						
<b>2000</b>						
2.0L	71-68	w/Generator	LU	25	15017	
<b>3500</b>						
3.5L	71-69	w/Generator	LU	25	15017	
<b>DEFENDER 90</b>						
3.9L	95-94	Std	MM	85	13696	
		Opt	MM	100	13697	
4.0L	97		MM	100	13727	

## ALTERNATORS / ALTERNATEURS / ALTERNADORES

Liter Litre Litro	Year Année Año	Options Options Opciones	Mfg.	Amp	Reman	New Nouveau Nuevo
<b>LANDROVER - continued</b>						
<b>DEFENDER 110</b>						
3.9L	93	Std Opt	MM	85	13696	
			MM	100	13697	
<b>DISCOVERY</b>						
3.9L	95-94		MM	100	13725	
4.0L	02-99		BO	130	13812	
	98-96		MM	100	13727	
4.6L	04-03		VA	120	13990	
<b>FREELANDER</b>						
2.5L	05-02		ND	115	11031	
<b>LR2</b>						
3.2L	11-08		BO	150	11345	
<b>LR3</b>						
4.0L	08-05		ND	150	11205	
4.4L	09-05		ND	150	11206	
<b>RANGE ROVER</b>						
3.5L	88-87		LU	80	13436	
	74-72		LU	34	14029	
	71-70	w/Generator	LU	25	15017	
3.9L	95-93		MM	85	13696	
	92-89		LU	80	13436	
4.0L	01-99		BO	150	13813	
	98-95		MM	120	13726	
4.2L	09-06		ND	150	11206	
	95-93		MM	100	13697	
4.4L	09-06	Exc Sport Models Sport	BO	150	13815	
	05-03		ND	150	11206	
4.6L	02-99		BO	150	13813	
	98-96		MM	120	13726	
<b>OLDER MODELS</b>						
Various Engines	74-72		LU	34	14029	
	71-54	w/Generator	LU	25	15017	
<b>LEXUS</b>						
<b>ES250</b>						
2.5L	91-90		ND	80	13331	
<b>ES300</b>						
3.0L	03-02		ND	100	13956	N13956
	01-97		ND	80	13747	N13747
	96-94		ND	80	13558	N13558
	93		ND	80	13495	
	92		ND	80	13396	N13396
<b>ES330</b>						
3.3L	06-04		ND	100	11033	N11033
<b>ES350</b>						
3.5L	12-07		ND	130	11137	
<b>GS300</b>						
3.0L	06		ND	150	11196	
	05-98		ND	100	13791	N13791
	97-93		ND	80	13552	N13552
<b>GS350</b>						
3.5L	11-07		ND	150	11196	
<b>GS400</b>						
4.0L	00-98		ND	100	13715	N13715

## ALTERNATORS / ALTERNATEURS / ALTERNADORES

Liter Litre Litro	Year Année Año	Options Options Opciones	Mfg.	Amp	Reman	New Nouveau Nuevo
<b>LEXUS - continued</b>						
<b>GS430</b>						
4.3L	07-06		ND	130	11197	
	05-01		ND	100	13991	
<b>GS460</b>						
4.6L	11-08		ND	180	11406	
<b>GX470</b>						
4.7L	09-08		ND	130	11198	
	07	From 7/2006 To 7/2006	ND	130	11198	
			ND	130	13983	
	06-03		ND	130	13983	
<b>IS F</b>						
5.0L	12-08		ND	180	11406	
<b>IS250</b>						
2.5L	12-10	Exc Convertible	ND	150	11196	
	09-06		ND	150	11196	
<b>IS300</b>						
3.0L	05-01		ND	100	13791	N13791
<b>IS350</b>						
3.5L	12-10	Exc Convertible	ND	150	11196	
	09-06		ND	150	11196	
<b>LS400</b>						
4.0L	00-98		ND	100	13715	N13715
	97-95		ND	80	13669	
	94-93		ND	100	13553	
	92-90		ND	100	13384	
<b>LS430</b>						
4.3L	06-04		ND	130	11197	
	03-01		ND	130	13992	
<b>LS460</b>						
4.6L	12-07		ND	180	11328	
<b>LX450</b>						
4.5L	97-96		ND	80	13497	N13497
<b>LX470</b>						
4.7L	07-06		ND	130	11198	
	05-03		ND	130	11087	
	02-00		ND	100	13856	
	99-98	Std Opt	ND	80	13796	
			ND	100	13856	
<b>LX570</b>						
5.7L	11-08		ND	180	11405	
<b>RX300</b>						
3.0L	03-01	Std Opt	ND	100	13844	N13844
			ND	130	13905	
	00-99		ND	100	13844	N13844
<b>RX330</b>						
3.3L	06-04	Std Opt	ND	100	11033	N11033
			ND	130	11032	
<b>RX350</b>						
3.5L	12-10	Mfd in Japan Mfd in USA	ND	150	11325	
			ND	150	11326	
	09-07	Std Opt	ND	100	11136	N11136
			ND	130	11137	



# ALTERNATORS / ALTERNATEURS / ALTERNADORES

Liter Litre Litro	Year Année Año	Options Options Opciones	Mfg.	Amp	Reman	New Nouveau Nuevo
<b>LEXUS - continued</b>						
<b>SC300</b>						
3.0L	00-97		ND	80	13748	
	96		ND	80	13552	N13552
	95	w/Threaded Boss Hole on Side of Alt	ND	100	13547	
		wo/Threaded Boss Hole on Side of Alt	ND	80	13552	N13552
94-92		ND	100	13410		
<b>SC400</b>						
4.0L	00-98		ND	100	13715	N13715
	97-95		ND	100	13668	
	94-92		ND	120	13389	
<b>SC430</b>						
4.3L	10-03		ND	130	13992	
	02	Std	ND	100	13991	
		Opt	ND	130	13992	
<b>LINCOLN</b>						
<i>LINCOLNS FROM 1989-92 CAN HAVE A PROBLEM WITH A CONTINUALLY RUNNING ABS PUMP, WHICH CAN CAUSE THE BATTERY TO RUN DOWN, AND LEAD TO NO START CONDITIONS. FORD HAS ISSUED PART #FOVY-14A303-A TO RELOCATE THE ABS RELAY, AND REPAIR THE WIRING.</i>						
<b>AVIATOR</b>						
4.6L (281) V8	05		FD	130	8475	
	04-03		FD	130	7773	N7773
<b>BLACKWOOD</b>						
5.4L (330) V8	03		FD	110	8311	N8311
	02	Motorcraft Unit, 3G Alt (Very early use, if at all)	FD	130	8267	N8267
		Motorcraft Unit, 6G Alt (Most used this)	FD	110	8311	N8311
<b>CONTINENTAL</b>						
2.4L (146) L6 (Diesel)	85-84	Std	FD	70	7072-9	N7705-9
		Opt	FD	100	7705-12	N7705-12
3.8L (232) V6	94-92		FD	130	7752	N7752
		w/External Reg	FD	100	7742	N7742
	w/Internal Reg	FD	130	7752	N7752	
	90-88		FD	100	7742	N7742
	82		FD	60	7083	
4.6L (281) V8	02-95		FD	130	7773	N7773
5.0L (302) V8	87-86		FD	100	7705-12	N7705-12
		85	Std	FD	70	7072-9
		Opt	FD	100	7705-12	N7705-12
	84-82	w/Alt Plug	FD	100	7705-12	N7705-12
		wo/Alt Plug	FD	60	7078	
80	w/Alt Plug	FD	100	7705-12	N7705-12	
	wo/Alt Plug	FD	60	7078		
5.8L (351) V8	80	w/Alt Plug	FD	100	7705-12	N7705-12
		wo/Alt Plug	FD	60	7078	
6.6L (400) V8	79	w/Alt Plug	FD	70	7072-9	N7705-9
		wo/Alt Plug	FD	60	7078	
	78-77	w/Alt Plug, Std	FD	70	7072-9	N7705-9
w/Alt Plug, Opt		FD	100	7705-9	N7705-9	
wo/Alt Plug		FD	60	7078		
7.0L (429) V8	68		FD	55	7058	
7.0L (430) V8	65	Std	FD	55	7058	
		Opt HD	FD	65	7068	
	64-63		FD	42	7051	
7.5L (460) V8	78-72	w/Alt Plug, Std	FD	70	7072-9	N7705-9
		w/Alt Plug, Opt	FD	100	7705-9	N7705-9
		wo/Alt Plug	FD	60	7078	
	71-68	Std, wo/Attached Reg	FD	55	7058	
Opt, w/Attached Reg		FD	55	7067		
	Opt HD	FD	65	7068		

## ALTERNATORS / ALTERNATEURS / ALTERNADORES

Liter Litre Litro	Year Année Año	Options Options Opciones	Mfg.	Amp	Reman	New Nouveau Nuevo
<b>LINCOLN - continued</b>						
<b>CONTINENTAL - continued</b>						
7.6L (462) V8	68-66	Std	FD	55	7058	
		Opt HD	FD	65	7068	
	64-63		FD	42	7051	
<b>LS</b>						
3.0L (182) V6	05-03		ND	140	11000	
	02-00	w/AT	FD	105	8255	N8255
		w/MT	FD	105	8257	
3.9L (240) V8	06-03		ND	150	13978	
	02-00		FD	110	8256	N8256
<b>MARK LT</b>						
5.4L (330) V8	08-06		FD	110	8318	N8318
<b>MARK SERIES</b>						
2.4L (146) L6 (Diesel)	85-84	w/9:00 Alt Plug	FD	70	7072-9	N7705-9
		w/12:00 Alt Plug	FD	100	7705-12	N7705-12
4.6L (281) V8	98-96		FD	130	7781	N7781
	95-93		MI	120	13448	N13448
5.0L (302) V8	92-86		FD	100	7705-12	N7705-12
			FD	70	7072-9	N7705-9
	85	w/9:00 Alt Plug	FD	70	7072-9	N7705-9
		w/12:00 Alt Plug	FD	100	7705-12	N7705-12
	84	w/9:00 Alt Plug	FD	70	7072-9	N7705-9
		w/12:00 Alt Plug wo/Alt Plug	FD	100	7705-12	N7705-12
83-80	w/Alt Plug	FD	100	7705-12	N7705-12	
	wo/Alt Plug	FD	60	7078		
5.8L (351) V8	80	w/Alt Plug	FD	100	7705-12	N7705-12
		wo/Alt Plug	FD	60	7078	
6.6L (400) V8	79	w/Alt Plug	FD	70	7072-9	N7705-9
		wo/Alt Plug	FD	60	7078	
	78-77	w/Alt Plug, Std	FD	70	7072-9	N7705-9
		w/Alt Plug, Opt wo/Alt Plug	FD	100	7705-9	N7705-9
7.5L (460) V8	78-72	w/Alt Plug, Std	FD	70	7072-9	N7705-9
		w/Alt Plug, Opt	FD	100	7705-9	N7705-9
		wo/Alt Plug	FD	60	7078	
	71-68	Std	FD	55	7058	
Opt HD		FD	65	7068		
<b>MKS</b>						
3.7L (227) V6	12	150 Amps	MI	150	11273	
		175 Amps	MI	175	11271	
	11		MI	150	11273	
	10	From 11/30/09 To 11/30/09	MI	150	11273	
			MI	175	11271	
09		MI	175	11271		
<b>MKT</b>						
3.7L (227) V6	12-10		MI	175	11271	
<b>MKX</b>						
3.5L (213) V6	10-07		MI	150	11268	
3.7L (227) V6	12-11		MI	175	11271	
<b>MKZ</b>						
3.5L (213) V6	12-11		MI	150	11273	
	10-07		MI	150	11268	
<b>NAVIGATOR</b>						
5.4L (330) V8	10-09		ND	150	11292	
	08-07		ND	150	11431	
	06		ND	150	11430	

## ALTERNATORS / ALTERNATEURS / ALTERNADORES

Liter Litre Litro	Year Année Año	Options Options Opciones	Mfg.	Amp	Reman	New Nouveau Nuevo
<b>LINCOLN - continued</b>						
<b>NAVIGATOR - continued</b>						
5.4L (330) V8	05	Std	FD	110	8443	N8443
		Opt	FD	135	8444	N8444
	04-03	Std	FD	110	8305	N8305
		Opt	FD	135	8303	N8303
	02		FD	130	8300	N8300
	01		FD	130	8267	N8267
	00-99	DOHC	FD	130	8267	N8267
		SOHC	FD	130	7791	N7791
98		FD	130	7791	N7791	
<b>TOWN CAR</b>						
4.6L (281) V8	11-09	Motorcraft Unit	FD	135	8472	N8472
		NDenso Unit	ND	155	11432	
	08-06		FD	135	8472	N8472
	05-03	Exc Limousine or Police	FD	130	8313	N8313
		Limousine or Police	FD	135	8315	N8315
	02-99	Exc Limousine or Police	FD	130	7773	N7773
		Limousine or Police	FD	135	7795	N7795
	98		FD	135	7795	N7795
	97-96		FD	130	7776	N7776
	95-93	Exc Limousine, Std	FD	95	7753	N7753
		Exc Limousine, Opt	FD	130	7764	N7764
Limousine		FD	130	7784	N7784	
92	6-Groove Pulley, Std	FD	95	7753	N7753	
	6-Groove Pulley, Opt	FD	130	7764	N7764	
	7-Groove Pulley, Std	FD	95	7753	N7753	
	7-Groove Pulley, Opt	FD	130	7764	N7764	
91		FD	95	7753	N7753	
5.0L (302) V8	90	Std	FD	65	7716-10	N7735-10
		Opt	FD	85	7749-11	N7749-11
	89-86	w/External Reg	FD	100	7705-12	N7705-12
		w/Internal Reg	FD	65	7716-10	N7735-10
	85-81	w/Alt Plug	FD	100	7705-12	N7705-12
	wo/Alt Plug	FD	60	7078		
<b>VERSAILLES</b>						
5.0L (302) V8	80-79	w/Alt Plug	FD	70	7072-9	N7705-9
		wo/Alt Plug	FD	60	7078	
	78-77	w/Alt Plug, Std	FD	70	7072-9	N7705-9
		w/Alt Plug, Opt	FD	100	7705-9	N7705-9
	wo/Alt Plug	FD	60	7078		
5.8L (351) V8	77	w/Alt Plug, Std	FD	70	7072-9	N7705-9
		w/Alt Plug, Opt	FD	100	7705-9	N7705-9
		wo/Alt Plug	FD	60	7078	
<b>ZEPHYR</b>						
3.0L (183) V6	06		MI	150	11173	
<b>LOTUS</b>						
<b>ECLAT</b>						
2.0L	80-75		LU	43	14037	
<b>ELAN</b>						
1.6L	73-72		LU	36	14030	
	71-69	w/Alternator	LU	28	14014	
	68-66	w/Generator	LU	25	15017	
<b>ELITE</b>						
2.0L	80-73		LU	34	14029	

# ALTERNATORS / ALTERNATEURS / ALTERNADORES

Liter Litre Litro	Year Année Año	Options Options Opciones	Mfg.	Amp	Reman	New Nouveau Nuevo
<b>LOTUS - continued</b>						
<b>ESPRIT</b>						
2.0L	79-76		LU	43	14037	
2.2L	84-80		LU	43	14037	
<b>EUROPA</b>						
1.5L	70	w/Alternator	LU	28	14014	
	69-66		LU	25	15017	
1.6L	74-69	w/Alternator	LU	36	14030	
<b>MAZDA</b>						
<p><i>MANY OF THE ALTERNATORS USED ON 1997-ON MAZDA MODELS, SIGNIFIED WITH A "P-D" PLUG CONFIGURATION, APPEAR TO BE INTERNALLY REGULATED. THIS IS NOT CORRECT. WHAT THE ALTERNATOR HAS IS SIMPLY A "FIELD CONTROL UNIT". THE ONBOARD COMPUTER (PCM) ACTUALLY CONTROLS THE VOLTAGE BY A SIGNAL SENT TO THE "D" TERMINAL OF THE ALTERNATOR. THE "FIELD CONTROL UNIT" THEN CONTROLS THE ALTERNATOR FIELD CURRENT BASED ON THIS SIGNAL. THE "P" TERMINAL IS "PHASE" (NOT ½ VOLTAGE OUTPUT, AS IN OLDER MAZDA ALTERNATORS). THIS ALTERNATOR IS NOT TESTED BY CONVENTIONAL METHODS, AND CANNOT BE BENCH TESTED WITHOUT THE PROPER "P-D" TEST PLUG, AVAILABLE FROM THE TEST BENCH MANUFACTURER.</i></p>						
<b>3</b>						
2.0L	12	VIN F or G	MI	100	11342	
	11-10		MI	100	11342	
	09-07		MI	90	11174	
	06-04		MI	90	11008	N11008
2.3L	09-07	w/Turbo	MI	110	11169	
		wo/Turbo	MI	90	11174	
	06-04		MI	90	11008	N11008
<b>5</b>						
2.3L	10-08		MI	110	11398	
	07-06		MI	90	11008	N11008
2.5L	12		MI	110	11330	
<b>6</b>						
2.3L	08		MI	100	11168	
	07-06	w/Turbo	MI	110	11169	
		wo/Turbo	MI	100	11168	
	05-03	w/AT	MI	90	13996	N13996
w/MT		MI	90	11005		
2.5L	12-09		MI	100	11168	
3.0L	08-03		MI	110	11007	
3.7L	12-09		MI	110	11267	
<b>323</b>						
1.6L	95		MI	80	13559	N13559
	94-92	wo/"P" Terminal	MI	65	13350	N13350
		w/"P" Terminal	MI	65	13314	
	89-88		MI	60	14905	
	87-86		MI	60	14903	
1.8L	94-92		MI	65	13350	N13350
	91-90		MI	65	13314	
<b>616</b>						
1.6L	71-70		MI	35	14194	
1.8L	71		MI	35	14194	
<b>618</b>						
1.8L	73-72		MI	35	14194	
<b>626</b>						
2.0L	02-93		MI	80	13445	N13445
	87-86		MI	65	14906	
	85-83		MI	60	14702	
	82-79		MI	55	14307	
2.0L (Diesel)	85-84		MI	60	14703	

## ALTERNATORS / ALTERNATEURS / ALTERNADORES

Liter Litre Litro	Year Année Año	Options Options Opciones	Mfg.	Amp	Reman	New Nouveau Nuevo
<b>MAZDA - continued</b>						
<b>626 - continued</b>						
2.2L	92		MI	70	13297	
	91-90	w/Turbo, w/AT	MI	80	13299	
		w/Turbo, w/MT	MI	70	13297	
		wo/Turbo	MI	70	13297	
	89-88		MI	70	13196	N13196
2.5L	02-93		MI	90	13446	N13446
<b>808, 808 MIZER</b>						
1.3L	77-76		MI	50	14196	
1.6L	77-72		MI	35	14194	
<b>929</b>						
3.0L	95-92		MI	90	13511	
	91-90		MI	70	13282	
	89-88		MI	65	13292	
<b>1800</b>						
1.8L	71-70		MI	35	14194	
<b>B SERIES PICKUPS</b>						
1.6L	76-72		MI	35	14194	
1.8L	78-77		MI	35	14194	
2.0L	87-86		MI	55	14916	
	85-83		MI	55	14307	
	82		MI	35	14597	
	81-79		MI	35	14194	
2.2L	93-90		MI	55	13211	
	89-87		MI	55	14916	
2.2L (Diesel)	84-82		MI	35	14601	
2.3L	09		FD	110	8518	
	08-01		FD	110	8265	N8265
	97-94		FD	95	7750	N7750
2.5L	01-98		FD	95	7750	N7750
2.6L	93-89		MI	60	13231	
	88-87		MI	55	14267	
3.0L	08-06		FD	130	8520	
	05-94		FD	95	7750	N7750
4.0L	09-08		FD	130	8519	N8519
	07	Std	FD	95	8258	N8258
		Opt	FD	130	8519	N8519
	06	Std	FD	95	8258	N8258
		Opt	FD	130	8446	N8446
	05-01		FD	95	8258	N8258
	00-98	Std	FD	95	7750	N7750
		Opt	FD	130	7768	N7768
	97-94		FD	95	7750	N7750
<b>COSMO</b>						
1.3L	78-76		MI	63	14207	
<b>CX-7</b>						
2.3L	11-07		MI	110	11330	
2.5L	11-10		MI	110	11330	
<b>CX-9</b>						
3.5L	07		MI	110	11267	
3.7L	12-08		MI	110	11267	
<b>GLC</b>						
1.3L	78-77		MI	35	14194	
1.4L	80		MI	50	14196	
	79		MI	35	14194	

## ALTERNATORS / ALTERNATEURS / ALTERNADORES

Liter Litre Litro	Year Année Año	Options Options Opciones	Mfg.	Amp	Reman	New Nouveau Nuevo
<b>MAZDA - continued</b>						
<b>GLC - continued</b>						
1.5L	85-83	Sedan or Hatchback	MI	50	14701	
		Wagon	MI	35	14597	
	82	Sedan or Hatchback	MI	50	14571	
		Wagon	MI	35	14597	
	81	Sedan or Hatchback	MI	50	14571	
		Wagon	MI	50	14196	
<b>MIATA</b>						
1.6L	93-90	w/AT	MI	65	13227	
		w/MT	MI	65	13227	
1.8L	05-01		HI	80	13895	
	00-99		HI	70	13788	
	97-94	w/AT	MI	80	13559	N13559
		w/MT	MI	80	13559	N13559
2.0L	08-06		MI	100	11168	
<b>MILLENNIA</b>						
2.3L	02-95		ND	110	13687	
2.5L	02-97		ND	90	13759	N13759
	96-95		ND	110	13688	
<b>MIZER - SEE 808</b>						
<b>MPV</b>						
2.5L	01-00		MI	100	13883	
2.6L	94-89		MI	70	13282	
3.0L	06-02		MI	110	11006	
	98-89		MI	70	13282	
<b>MX-3</b>						
1.6L	96		MI	80	13559	N13559
	95-94	1st Prod	MI	80	13559	N13559
		2nd Prod	MI	80	13559	N13559
	93-92		MI	70	13523	
1.8L	96-92		MI	90	13446	N13446
<b>MX-6</b>						
2.0L	97-93		MI	80	13445	N13445
2.2L	92-90	w/Turbo, w/AT	MI	80	13299	
		w/Turbo, w/MT	MI	70	13297	
		wo/Turbo	MI	70	13297	
	89-88		MI	70	13196	N13196
2.5L	97-93		MI	90	13446	N13446
<b>NAVAJO</b>						
4.0L	94-91		FD	95	7750	N7750
<b>PRECIDIA - SEE MX-3</b>						
<b>PROTEGE</b>						
<p style="text-align: center;"><i>THE 13718 AND 13719 USED ON 1997-ON PROTÉGÉ APPEAR TO BE INTERNALLY REGULATED. THIS IS NOT CORRECT. WHAT THE ALTERNATOR HAS IS SIMPLY A "FIELD CONTROL UNIT". THE ONBOARD COMPUTER (PCM) ACTUALLY CONTROLS THE VOLTAGE BY A SIGNAL SENT TO THE "D" TERMINAL OF THE ALTERNATOR. THE "FIELD CONTROL UNIT" THEN CONTROLS THE ALTERNATOR FIELD CURRENT BASED ON THIS SIGNAL. THE "P" TERMINAL IS "PHASE" (NOT ½ VOLTAGE OUTPUT, AS IN OLDER MAZDA ALTERNATORS). THIS ALTERNATOR IS NOT TESTED BY CONVENTIONAL METHODS, AND CANNOT BE BENCH TESTED WITHOUT THE PROPER "P-D" TEST PLUG, AVAILABLE FROM THE TEST BENCH MANUFACTURER.</i></p>						
1.5L	98-97		MI	70	13718	N13718
	96-95		MI	80	13559	N13559
1.6L	03-02		MI	80	13719	N13719
	01-99		MI	70	13718	N13718
	96-95		MI	80	13559	N13559

## ALTERNATORS / ALTERNATEURS / ALTERNADORES

Liter Litre Litro	Year Année Año	Options Options Opciones	Mfg.	Amp	Reman	New Nouveau Nuevo
<b>MAZDA - continued</b>						
<b>PROTEGE - continued</b>						
1.8L	00-99		MI	80	13719	N13719
	98-97		MI	70	13718	N13718
	96-95		MI	80	13559	N13559
	94-92	wo/"P" Terminal	MI	65	13350	N13350
	91-90	w/"P" Terminal	MI	65	13314	
2.0L	03-01		MI	80	13719	N13719
<b>R100</b>						
1.1L	72-70		MI	35	14194	
<b>ROTARY PICKUP</b>						
1.3L	77-74		MI	50	14196	
<b>RX-2</b>						
1.1L	74-70		MI	50	14196	
<b>RX-3</b>						
1.1L	78-72		MI	50	14196	
<b>RX-4</b>						
1.3L	78-74		MI	63	14207	
<b>RX-7</b>						
1.1L	85-84		MI	55	14700	
	83-80		MI	55	14307	
	79		MI	50	14196	
1.3L	95-93		MI	100	13460	
	92-89	w/Turbo	MI	80	13337	
		wo/Turbo	MI	80	13237	
	88-86		MI	70	14910	
85-84		MI	55	14700		
<b>RX-8</b>						
1.3L	11-09		MI	110	11329	
	08-04		MI	100	11025	
<b>TRIBUTE</b>						
2.0L	04-01		FD	110	8264	N8264
2.3L	08		MI	150	11269	
	06-05	w/AT	FD	130	8405	N8405
		w/MT	FD	130	8404	N8404
2.5L	11-09		MI	150	11272	
3.0L	11-08		MI	150	11270	
	06-05		FD	130	8403	N8403
	04-01		FD	110	8259	N8259
<b>MERCEDES BENZ</b>						
<p>1. OFTEN BOTH A BOSCH AND A VALEO ALTERNATOR WILL BE USED IN THE SAME MERCEDES BENZ APPLICATIONS. WHEN THIS HAPPENS, THE UNITS SHOULD INTERCHANGE, IF THE AMPERAGE MATCHES, AND THE UNITS ARE SUPPLIED WITH THE PROPER PULLEY AND REAR PLASTIC COVER.</p> <p>2. LATE MODEL APPLICATIONS MAY USE A PULLEY THAT IS GENERICALLY CALLED A "CLUTCH STYLE", ALTHOUGH THERE ARE VARIATIONS OF THIS TYPE OF PULLEY THAT DO WORK DIFFERENTLY. UNITS REQUIRING A "CLUTCH STYLE" PULLEY (IN ANY FORM) SHOULD NOT BE REPLACED BY SIMILAR UNITS NOT USING THIS PULLEY, AS EXCESSIVE BELT WEAR, AND OTHER PROBLEMS, MAY OCCUR.</p>						
<b>190 SERIES (DIESEL)</b>						
2.2L (Diesel)	85-84		BO	70	14824	
2.5L (Diesel)	89-86		BO	70	14820	N14820
<b>190 SERIES (GAS)</b>						
2.3L	93-91	External Fan Alt	BO	70	14820	N14820
		Internal Fan Alt	BO	70	13376	
	88		BO	70	14820	N14820
	87-86	DOHC	BO	70	14820	N14820
		SOHC	BO	65	13056	
85-84		BO	65	13056		

## ALTERNATORS / ALTERNATEURS / ALTERNADORES

Liter Litre Litro	Year Année Año	Options Options Opciones	Mfg.	Amp	Reman	New Nouveau Nuevo
<b>MERCEDES BENZ - continued</b>						
<b>190 SERIES (GAS) - continued</b>						
2.6L	93-88		BO	80	13367	
	87		BO	80	13243	
<b>200 SERIES (DIESEL)</b>						
2.0L (Diesel)	68-65		BO	35	13014	
<b>200 SERIES (GAS)</b>						
2.0L	68-65		BO	35	13014	
<b>220 SERIES (DIESEL)</b>						
2.2L (Diesel)	73-68		BO	35	13014	
<b>220 SERIES (GAS)</b>						
2.2L	73-68		BO	35	13014	
	65-59	Exc 220SE Models, w/Alternator	BO	35	13014	
<b>230 SERIES (GAS)</b>						
2.3L	78-75		BO	65	13056	
	74	w/Internal Reg	BO	65	13056	
	73-72	230/8	BO	55	13028	
	71-63		BO	35	13014	
<b>240 SERIES (DIESEL)</b>						
2.4L (Diesel)	83-82	Std	BO	65	13056	
		Opt	BO	65	13056	
	81-75		BO	65	13056	
	74	w/Internal Reg	BO	65	13056	
<b>250 SERIES (GAS)</b>						
2.5L	70		BO	35	13014	
	69		BO	55	13028	
	68-66		BO	35	13014	
2.8L	73-71	Std	BO	35	13014	
		Opt	BO	55	13028	
	70-69		BO	35	13014	
<b>260 SERIES (GAS)</b>						
2.6L	89-87	Std	BO	65	13056	
		Opt	BO	80	13243	
<b>280 SERIES (GAS)</b>						
2.8L	81-79	Std	BO	65	13056	
		Opt	BO	65	13056	
	78-73		BO	65	13056	
		72		BO	35	13014
	71-70	Std	BO	35	13014	
		Opt	BO	55	13028	
69-68		BO	35	13014		
3.5L	71-70		BO	55	13034	
4.5L	73-72		BO	55	13034	
<b>300 SERIES (DIESEL)</b>						
2.5L (Diesel)	93-92	Bosch Unit	BO	70	14820	N14820
		Valeo Unit	VA	70	13707	
	91-90		BO	70	14820	N14820
3.0L (Diesel)	87-86		BO	70	14820	N14820
	85-81	Std	BO	65	13056	
		Opt	BO	65	13056	
80-75		BO	65	13056		
3.4L (Diesel)	93-92	Bosch Unit	BO	100	13363	
		Valeo Unit	VA	90	13709	



# ALTERNATORS / ALTERNATEURS / ALTERNADORES

Liter Litre Litro	Year Année Año	Options Options Opciones	Mfg.	Amp	Reman	New Nouveau Nuevo
<b>MERCEDES BENZ - continued</b>						
<b>300 SERIES (GAS)</b>						
2.6L	92-90	300E	BO	80	13367	
2.8L	93	300E - Bosch Unit	BO	90	13613	N13613
		300E - Valeo Unit	VA	90	13709	
	69	300SEL	BO	55	13028	
	68	300SEL	BO	35	13014	
3.0L	93	Exc 300SL	BO	80	13367	
		300SL	BO	110	13359	
	92	Exc 300SL	BO	80	13367	
		300SL - Std	BO	100	13363	
		300SL - Opt	BO	110	13359	
	91-90	Exc 300SL	BO	80	13367	
300SL	BO	100	13363			
89-88	300CE, TE	BO	70	14820	N14820	
300E, SE, SEL	BO	80	13243			
87-86		BO	70	14820	N14820	
3.2L	93	300CE, E, TE - Bosch Unit	BO	90	13613	N13613
		300CE, E, TE - Valeo Unit	VA	90	13709	
		300SE	BO	120	13356	
	92		BO	120	13356	
3.5L	71-70		BO	55	13034	
4.5L	73-72		BO	55	13034	
<b>350 SERIES (DIESEL)</b>						
3.4L (Diesel)	91-90		BO	80	13367	
<b>350 SERIES (GAS)</b>						
4.5L	72		BO	55	13034	
<b>380 SERIES (GAS)</b>						
3.8L	85-82	Std	BO	70	13154	
		Opt	BO	80	14783	
	81		BO	70	13154	
<b>400 SERIES (GAS)</b>						
4.2L	93	400E	BO	110	13359	
		400SEL	BO	120	13356	
	92	400E - 6-Groove Pulley	BO	110	13359	
		400E - 8-Groove Pulley	BO	110	13359	
		400SE - 6-Groove Pulley	BO	120	13356	
		400SE - 8-Groove Pulley	BO	120	13356	
<b>420 SERIES (GAS)</b>						
4.2L	91-86		BO	80	14783	
<b>450 SERIES (GAS)</b>						
4.5L	80-74	450SE, SEL, SL, SLC	BO	65	13056	
	73	450SE, SEL	BO	65	13056	
		450SL, SLC	BO	55	13034	
6.8L	79-77		BO	80	14791	
<b>500 SERIES (GAS)</b>						
5.0L	93	500E	BO	110	13359	
		500SEC, SEL	BO	120	13356	
		500SL	BO	100	13363	
	92	500E	BO	110	13359	
		500SEL - 6-Groove Pulley	BO	120	13356	
		500SEL - 8-Groove Pulley	BO	120	13356	
		500SL	BO	100	13363	
		500SL	BO	100	13363	
	91-90		BO	100	13363	
	85-84	Std	BO	70	13154	
		Opt	BO	80	14783	

## ALTERNATORS / ALTERNATEURS / ALTERNADORES

Liter Litre Litro	Year Année Año	Options Options Opciones	Mfg.	Amp	Reman	New Nouveau Nuevo
<b>MERCEDES BENZ - continued</b>						
<b>560 SERIES (GAS)</b>						
5.6L	91-86		BO	80	14783	
<b>600 SERIES (GAS)</b>						
6.0L	93	600SEC, SEL	BO	120	13356	
		600SL	BO	110	13359	
6.3L	92		BO	120	13356	
	72-70		BO	55	13028	
	69-68		BO	35	13014	
<b>B CLASS</b>						
2.0L	09-06		VA	115	23886	
<b>C CLASS</b>						
1.8L	05-03	Bosch Unit	BO	120	13954	
		Valeo Unit	VA	120	11066	
2.2L	96-94	Bosch Unit	BO	90	13613	N13613
		Valeo Unit	VA	90	13709	
2.3L	02		BO	120	14001	
	00-99		BO	90	13613	N13613
	98-97		Bosch Unit, Std	BO	90	13613
Bosch Unit, Opt			BO	115	13797	
Valeo Unit			VA	90	13709	
2.5L	09-06		BO	150	11215	
2.6L	05-03	Exc 4MATIC Models, Bosch Unit	BO	120	13884	N13884
		Exc 4MATIC Models, Valeo Unit	VA	120	13928	
		4MATIC Models	BO	150	11042	
	02-01	Bosch Unit	BO	120	13884	N13884
		Valeo Unit	VA	120	13928	
2.8L	00-98		BO	115	13819	
	97-96	Bosch Unit, Std Bosch Unit, Opt	BO	90	13613	N13613
			BO	115	13793	
	95-94	Bosch Unit Valeo Unit	BO VA	90 90	13613 13709	N13613
3.0L	12	4MATIC Models	BO	150	14051	
	11-09	Exc 4MATIC Models 4MATIC Models	BO	150	11215	
			BO	150	14051	
	08	Exc 4MATIC Models 4MATIC Models	BO	150	11215	
			BO	180	11220	
07-06		BO	150	11215		
3.2L	05-04	Exc 4MATIC Models, Bosch Unit	BO	120	13884	N13884
		Exc 4MATIC Models, Valeo Unit	VA	120	13928	
		4MATIC Models	BO	150	11042	
	03-01	Bosch Unit Valeo Unit	BO	120	13884	N13884
			VA	120	13928	
3.5L	11-06		BO	150	11215	
3.6L	97-95	Bosch Unit, Std Bosch Unit, Opt Valeo Unit	BO	90	13613	N13613
			BO	115	13793	
			VA	90	13709	
4.3L	00-98		BO	150	13779	
5.5L	06-05		BO	150	11042	
6.3L	12-08		BO	180	11303	
<b>CL CLASS</b>						
5.0L	06-02		BO	150	13953	
	01-99		BO	150	13855	
	98		BO	150	13779	
5.5L	12-11	CL600	BO	220	11304	
	10-09	CL550, Std	BO	180	11220	
		CL550, Opt CL600	BO BO	220 220	11310 11304	

# ALTERNATORS / ALTERNATEURS / ALTERNADORES

Liter Litre Litro	Year Année Año	Options Options Opciones	Mfg.	Amp	Reman	New Nouveau Nuevo	
<b>MERCEDES BENZ - continued</b>							
<b>CL CLASS - continued</b>							
5.5L	08-07	CL550, Std	BO	180	11220		
		CL550, Opt	BO	220	11305		
		CL600	BO	220	11304		
	06-03	CL55 AMG	BO	180	11068		
		CL600	BO	180	11080		
	02-01		BO	150	13779		
5.8L	02-01	CL600, Std	BO	150	13975		
		CL600, Opt	BO	220	11446		
6.0L	11-08		BO	220	11304		
	06-05		BO	180	11080		
	99-98		BO	150	13710		
6.3L	10-08		BO	220	11304		
<b>CLK CLASS</b>							
3.2L	05-03	Bosch Unit	BO	120	13884	N13884	
		Valeo Unit	VA	120	13928		
	02-01	Bosch Unit	BO	120	11124		
		Valeo Unit	VA	120	11123		
	00-98		BO	115	13819		
3.5L	09-06		BO	150	11215		
4.3L	03-02		BO	150	13953		
	01-99		BO	150	13779		
5.0L	06-03		BO	150	11042		
5.5L	09-07		BO	180	11220		
	06-04		BO	150	11042		
	03	From 2/2003 To 1/2003	BO	150	11042		
			BO	150	13779		
	02-01		BO	150	13779		
6.3L	09-07		BO	180	11303		
<b>CLS CLASS</b>							
5.0L	06		BO	150	13953		
5.5L	11-07		BO	180	11220		
	06		BO	180	11068		
6.3L	11-07		BO	180	11303		
<b>E CLASS</b>							
3.0L	09-08	Bosch Unit	BO	180	11307	N11306	
		Valeo Unit	VA	180	11306		
	07		VA	180	11306	N11306	
3.0L (Diesel)	11		BO	220	11445		
	09-07	Bosch Unit	BO	180	11307	N11306	
		Valeo Unit	VA	180	11306		
	99-98	Std	BO	90	13811		
		Opt	BO	115	13972		
	97-96	Bosch Unit	BO	90	13613	N13613	
	Valeo Unit	VA	90	13709			
95		Bosch Unit, Std	BO	70	13376	N13613	
		Bosch Unit, Opt	BO	90	13613		
		Valeo Unit, Std	VA	70	13355		
		Valeo Unit, Opt	VA	90	13709		
94		BO	70	14820	N14820		
3.2L	05-04		BO	150	13953		
	03	Bosch Unit, Std	BO	120	11124		
		Bosch Unit, Opt	BO	150	13953		
		Valeo Unit	VA	120	11123		
	02		Bosch Unit	BO	120	11124	
			Valeo Unit	VA	120	11123	
01-98		BO	115	13819			
97		Bosch Unit	BO	115	13793		
		Valeo Unit	VA	90	13709		

## ALTERNATORS / ALTERNATEURS / ALTERNADORES

Liter Litre Litro	Year Année Año	Options Options Opciones	Mfg.	Amp	Reman	New Nouveau Nuevo
<b>MERCEDES BENZ - continued</b>						
<b>E CLASS - continued</b>						
3.2L	96	Bosch Unit, 90 Amps Bosch Unit, 115 Amps Bosch Unit, 120 Amps Valeo Unit	BO BO BO VA	90 115 120 90	13613 13793 13803 13709	N13613
	95-94	Bosch Unit Valeo Unit	BO VA	90 90	13613 13709	N13613
3.2L (Diesel)	06		BO	200	11216	
	05		BO	150	13953	
3.5L	11-10	Exc 4MATIC Models, 150 Amps	BO	150	11215	
		Exc 4MATIC Models, 180 Amps	BO	180	11220	
		4MATIC Models	BO	180	11220	
	09-06		BO	180	11220	
4.2L	97		BO	115	13797	
	96		BO	110	13359	
	95-94	6-Groove Pulley	BO	110	13359	
8-Groove Pulley		BO	110	13359		
4.3L	02		BO	150	13953	
	01-98		BO	150	13779	
5.0L	06-03		BO	150	13953	
	94	6-Groove Pulley	BO	110	13359	
8-Groove Pulley		BO	110	13359		
5.5L	11-07		BO	180	11220	
	06-03		BO	180	11068	
	02		BO	150	13953	
	01-99		BO	150	13779	
6.3L	11-07		BO	180	11303	
<b>G CLASS</b>						
5.0L	08-03		BO	150	13953	
	02		BO	115	13819	
5.5L	12	G550	BO	180	11220	
	11-09	G55 AMG	BO	180	11068	
		G550	BO	180	11220	
	08-07		BO	180	11068	
	06-03		BO	150	13953	
<b>GL CLASS</b>						
3.0L (Diesel)	12-10		BO	220	11445	
	09-08		BO	220	11308	
	07	Bosch Unit	BO	220	11308	
Valeo Unit		VA	180	11309		
4.6L	12-10		VA	180	11455	
	09-08	Bosch Unit	BO	180	11220	
		Valeo Unit	VA	180	11455	
	07		BO	180	11220	
5.5L	12-11	Valeo Unit	VA	180	11455	
	10-08	Bosch Unit	BO	180	11220	
Valeo Unit		VA	180	11455		
<b>GLK CLASS</b>						
3.5L	11-10		BO	150	14051	
<b>ML CLASS</b>						
3.0L (Diesel)	11-10		BO	220	11445	
	09	Bosch Unit	BO	220	11445	
		Valeo Unit	VA	180	11309	
	08-07	Bosch Unit	BO	220	11308	
Valeo Unit		VA	180	11309		
3.2L	03-02		BO	120	13884	N13884
	01-98		BO	115	13818	

# ALTERNATORS / ALTERNATEURS / ALTERNADORES

Liter Litre Litro	Year Année Año	Options Options Opciones	Mfg.	Amp	Reman	New Nouveau Nuevo
<b>MERCEDES BENZ - continued</b>						
<b>ML CLASS - continued</b>						
3.5L	11	Valeo Unit	VA	180	11455	
	10-08	Bosch Unit	BO	180	11220	
		Valeo Unit	VA	180	11455	
	07		BO	180	11220	
	06		BO	180	11217	
3.7L	05-03	Bosch Unit	BO	120	13884	N13884
		Valeo Unit	VA	120	13928	
4.3L	01-99		BO	150	13792	
5.0L	07-06		BO	180	11068	
	05-03		BO	150	11042	
		02		BO	150	13792
5.5L	11	Valeo Unit	VA	180	11455	
	10-08	Bosch Unit	BO	180	11220	
		Valeo Unit	VA	180	11455	
	03-00		BO	150	13792	
6.3L	11-07		BO	180	11303	
<b>R CLASS</b>						
3.0L (Diesel)	12-10	Bosch Unit	BO	220	11445	N11306
		Valeo Unit	VA	180	11306	
	09	Valeo Unit	VA	180	11306	N11306
	08	Bosch Unit Valeo Unit, From 2/19/08 Valeo Unit, To 2/19/08	BO	220	11308	N11306
			VA	180	11306	
			VA	180	11309	
07	Bosch Unit Valeo Unit	BO	220	11308		
		VA	180	11309		
3.5L	11	Valeo Unit	VA	180	11455	
	10-08	Bosch Unit	BO	180	11220	
		Valeo Unit	VA	180	11455	
	07		BO	180	11220	
	06		BO	180	11217	
5.0L	07-06		BO	180	11068	
6.3L	07		BO	180	11303	
<b>S CLASS</b>						
<i>A MERCEDES TSB FROM 4-95 SAYS THAT IF, AFTER INSTALLING A NEW LCD-TYPE INSTRUMENT CLUSTER, THE ALTERNATOR WARNING LAMP IS SLOW TO GO OFF (AFTER 1000 RPM IS ACHIEVED), REPLACE THE 13363 (100A) WITH THE 13613 (90A).</i>						
3.0L	12		BO	220	11304	
3.2L	99-97		BO	115	13797	
	96-94		BO	120	13356	
3.4L (Diesel)	95-94		BO	100	13363	
3.7L	06		BO	150	13953	
4.2L	99-98		BO	150	13779	
	97	Std Opt	BO	115	13797	
			BO	150	13779	
	96		BO	150	13779	
	95-94	Std Opt	BO	120	13356	
BO			150	13779		
4.3L	06-02		BO	150	13953	
	01-00		BO	150	13855	
4.6L	12	4MATIC Models	BO	220	11304	
	09-08		BO	180	11220	
5.0L	06-02		BO	150	13953	
	01-00		BO	150	13855	
	99-96		BO	150	13779	
	95-94	Std Opt	BO	120	13356	
			BO	150	13779	

## ALTERNATORS / ALTERNATEURS / ALTERNADORES

Liter Litre Litro	Year Année Año	Options Options Opciones	Mfg.	Amp	Reman	New Nouveau Nuevo
<b>MERCEDES BENZ - continued</b>						
<b>S CLASS - continued</b>						
5.5L	12	S600	BO	220	11304	
	11	S550, Exc 4MATIC Models, Exc High Capacity S550, Exc 4MATIC Models, High Capacity S550, 4MATIC Models, Exc High Capacity S600	BO	180	11220	
			BO	220	11305	
			BO	180	11220	
			BO	220	11304	
	10	S550, Exc 4MATIC Models, Exc High Capacity S550, Exc 4MATIC Models, High Capacity S550, 4MATIC Models, Exc High Capacity S550, 4MATIC Models, High Capacity (To Chassis/VIN A 322942) S600	BO	180	11220	
			BO	220	11305	
			BO	180	11220	
			BO	220	11310	
			BO	220	11304	
	09-07	S550, Std S550, Opt, Exc 4MATIC Models S550, Opt, 4MATIC Models S600	BO	180	11220	
			BO	220	11305	
			BO	220	11310	
BO			220	11304		
06-03	S55 AMG S600	BO	180	11068		
		BO	180	11080		
		BO	150	13779		
02-01		BO	150	13779		
5.8L	02-01	Std Opt	BO	150	13975	
			BO	220	11446	
6.0L	12-07		BO	220	11304	
	06		BO	180	11080	
	05		BO	220	11304	
	99-96		BO	150	13710	
	95-94		BO	120	13356	
6.3L	10-08		BO	220	11304	
<b>SL CLASS</b>						
3.2L	97		BO	115	13797	
	96	B+ Terminal at 5:00 B+ Terminal at 7:00	BO	110	13359	
			BO	115	13797	
	95-94		BO	110	13359	
5.0L	06-02		BO	150	13953	
	01-95		BO	150	13779	
	94	Std Opt	BO	110	13359	
BO			150	13779		
5.5L	12-11	SL550	BO	180	11220	
	09	SL550 SL600	BO	180	11220	
			BO	180	11079	
	08-07	SL55 AMG SL550 SL600	BO	180	11068	
			BO	180	11220	
			BO	180	11079	
06-04	SL55 AMG SL600	BO	180	11068		
		BO	180	11079		
03		BO	180	11068		
6.0L	11		BO	180	11079	
	09-05		BO	180	11079	
	02-00		BO	150	13779	
	99-96	6-Groove Pulley 8-Groove Pulley	BO	150	13779	
			BO	150	13710	
	95-94		BO	110	13359	
6.3L	12-11		BO	180	11303	
	09		BO	180	11303	
<b>SLK CLASS</b>						
2.3L	04-98		BO	90	13798	
3.0L	11-06		BO	150	11215	
3.2L	04-01	Bosch Unit Valeo Unit	BO	120	13884	N13884
			VA	120	13928	

## ALTERNATORS / ALTERNATEURS / ALTERNADORES

Liter Litre Litro	Year Année Año	Options Options Opciones	Mfg.	Amp	Reman	New Nouveau Nuevo
<b>MERCEDES BENZ - continued</b>						
<b>SLK CLASS - continued</b>						
3.5L	11	Valeo Unit	VA	180	11455	
	10	Bosch Unit	BO	180	11220	
		Valeo Unit	VA	180	11455	
	09	Bosch Unit	BO	150	11215	
		Valeo Unit	VA	180	11455	
08-05		BO	150	11215		
5.5L	10-05		BO	150	11042	
<b>SLR MCLAREN</b>						
5.5L	09-05		BO	150	13953	
<b>SPRINTER VAN</b>						
3.0L (182) V6 (Diesel)	12	220 Amps	VA	220	11457	
	11-10	180 Amps	VA	180	11306	N11306
		220 Amps	VA	220	11457	
<b>MERCURY</b>						
<b>BOBCAT</b>						
2.3L (140) L4	80-79	w/PS, w/Alt Plug	FD	70	7072-9	N7705-9
		w/PS, wo/Alt Plug	FD	60	7078	
		wo/PS, w/Alt Plug	FD	70	7072-9	N7705-9
		wo/PS, wo/Alt Plug	FD	60	7078	
	78-75	w/Alt Plug	FD	70	7072-9	N7705-9
		wo/Alt Plug, 1-Groove Pulley	FD	60	7078	
2.8L (171) V6	79-75	w/Alt Plug, Std	FD	70	7072-9	N7705-9
		w/Alt Plug, Opt	FD	100	7705-9	N7705-9
		wo/Alt Plug	FD	60	7078	
<b>BREEZEWAY</b>						
6.4L (390) V8	67	Std	FD	55	7058	
	Opt HD	FD	65	7068		
	66-65		FD	55	7058	
6.7L (410) V8	67-66		FD	55	7058	
7.0L (427) V8	67-65	Std	FD	55	7058	
		Opt HD	FD	65	7068	
7.0L (428) V8	67	Std	FD	55	7058	
		Opt HD	FD	65	7068	
	66		FD	55	7058	
<b>BROUGHAM</b>						
6.7L (410) V8	67		FD	55	7058	
7.0L (427) V8	67	Std	FD	55	7058	
		Opt HD	FD	65	7068	
7.0L (428) V8	67	Std	FD	55	7058	
		Opt HD	FD	65	7068	
<b>CALIENTE</b>						
3.3L (200) L6	67-64		FD	55	7058	
4.3L (260) V8	64		FD	30	5838	
4.7L (289) V8	67	Std	FD	55	7058	
		Opt HD	FD	65	7068	
	66-64		FD	55	7058	
6.4L (390) V8	67-66		FD	55	7058	
7.0L (427) V8	65		FD	55	7058	
<b>CAPRI</b>						
1.6L (98) L4	94-92		MI	70	13282	
	91	Bosch Unit	BO	85	13300	
		Mitsubishi Unit	MI	70	13282	
	72-70		BO	35	13033	

## ALTERNATORS / ALTERNATEURS / ALTERNADORES

Liter Litre Litro	Year Année Año	Options Options Opciones	Mfg.	Amp	Reman	New Nouveau Nuevo	
<b>MERCURY - continued</b>							
<b>CAPRI - continued</b>							
2.0L (121) L4	74-71	Bosch Unit, Std Lucas Unit	BO LU	35 36	13039 14030		
2.3L (140) L4	86	w/AC wo/AC	FD FD	60 60	7078 7078		
	85-81	w/PS wo/PS	FD FD	60 60	7078 7078		
	80-79	w/PS, w/Alt Plug	FD	70	7072-9	N7705-9	
		w/PS, wo/Alt Plug	FD	60	7078		
		wo/PS, w/Alt Plug wo/PS, wo/Alt Plug	FD FD	70 60	7072-9 7078	N7705-9	
75	Std	BO	35	13039			
2.8L (171) V6	79	w/Alt Plug wo/Alt Plug	FD FD	70 60	7072-9 7078	N7705-9	
	78-76	w/AC wo/AC	BO BO	55 55	14048 14048		
		75	w/AC, 2nd Prod wo/AC, 1st Prod wo/AC, 2nd Prod	BO BO BO	55 35 55	14048 13033 14048	
	74	wo/AC	BO	35	13033		
	3.3L (200) L6	82-81	w/AC, w/Alt Plug	FD	70	7072-9	N7705-9
w/AC, wo/Alt Plug			FD	60	7078		
wo/AC			FD	60	7078		
80-79		w/AC, w/Alt Plug w/AC, wo/Alt Plug wo/AC, w/Alt Plug wo/AC, wo/Alt Plug	FD FD FD FD	70 60 70 60	7072-9 7078 7072-9 7078	N7705-9 N7705-9	
67-66		FD	55	7058			
3.8L (232) V6	86-83		FD	60	7083		
4.2L (255) V8	82-80	w/Alt Plug wo/Alt Plug	FD FD	70 60	7072-9 7078	N7705-9	
5.0L (302) V8	86		FD	65	7716-10	N7735-10	
	85-82	w/Alt Plug wo/Alt Plug	FD FD	70 60	7072-9 7078	N7705-9	
		79	w/Alt Plug wo/Alt Plug	FD FD	70 60	7072-9 7078	N7705-9
<b>COLONY PARK</b>							
3.7L (223) L6	62		FD	30	5838		
4.8L (292) V8	62-61	w/Generator	FD	30	5838		
5.0L (302) V8	91-86	Std	FD	65	7716-10	N7735-10	
		Opt	FD	100	7705-12	N7705-12	
	85-84	w/Alt Plug wo/Alt Plug	FD FD	100 60	7705-12 7078	N7705-12	
		82	w/Alt Plug wo/Alt Plug	FD FD	100 60	7705-12 7078	N7705-12
	81-79	w/Alt Plug, Std w/Alt Plug, Opt wo/Alt Plug	FD FD FD	70 100 60	7072-9 7705-9 7078	N7705-9 N7705-9	
5.1L (312) V8	60-59		FD	30	5838		
5.8L (351) V8	81-79	w/Alt Plug, Std w/Alt Plug, Opt wo/Alt Plug	FD FD FD	70 100 60	7072-3 7705-9 7078	N7705-3 N7705-9	
		73	w/Alt Plug, Std w/Alt Plug, Opt wo/Alt Plug	FD FD FD	70 100 60	7072-9 7705-9 7078	N7705-9 N7705-9
		72-71		FD	55	7058	
	5.8L (352) V8	62-61	w/Generator	FD	30	5838	
6.3L (383) V8	59-58		FD	30	5838		



## ALTERNATORS / ALTERNATEURS / ALTERNADORES

Liter Litre Litro	Year Année Año	Options Options Opciones	Mfg.	Amp	Reman	New Nouveau Nuevo
<b>MERCURY - continued</b>						
<b>COLONY PARK - continued</b>						
6.4L (390) V8	70-68	Std Opt HD	FD	55	7058	
	67-65		FD	65	7068	
	64-63	w/Alternator	FD	55	7058	
	62	w/Generator	FD	42	7051	
6.6L (400) V8	76-73	w/Alt Plug, Std	FD	30	5838	
		w/Alt Plug, Opt	FD	70	7072-9	N7705-9
		wo/Alt Plug	FD	100	7705-9	N7705-9
72-71		FD	60	7078		
6.7L (410) V8	67-66		FD	55	7058	
7.0L (427) V8	67-65		FD	55	7058	
7.0L (428) V8	68	Std Opt HD	FD	55	7058	
	67-66		FD	65	7068	
7.0L (429) V8	73-72	w/Alt Plug	FD	55	7058	
		wo/Alt Plug	FD	70	7072-9	N7705-9
	71-69	Std Opt HD	FD	60	7078	
7.0L (430) V8	60		FD	55	7058	
7.5L (460) V8	76-72	w/Alt Plug, Std	FD	30	5838	
		w/Alt Plug, Opt	FD	70	7072-9	N7705-9
		wo/Alt Plug	FD	100	7705-9	N7705-9
			FD	60	7078	
<b>COMET</b>						
2.8L (170) L6	72-70		FD	55	7058	
3.3L (200) L6	77-73	1-Groove Pulley	FD	60	7078	
		2-Groove Pulley	FD	60	7078	
	72-64		FD	55	7058	
3.6L (221) V8	63-62	w/Alternator	FD	42	7051	
		w/Generator	FD	30	5838	
4.1L (250) L6	77-73	1-Groove Pulley	FD	60	7078	
		2-Groove Pulley	FD	60	7078	
	72-69		FD	55	7058	
4.3L (260) V8	64-63		FD	30	5838	
4.7L (289) V8	68-64		FD	55	7058	
5.0L (302) V8	77-73		FD	60	7078	
	72-68		FD	55	7058	
5.8L (351) V8	69		FD	55	7058	
6.4L (390) V8	69-66		FD	55	7058	
7.0L (427) V8	68-65		FD	55	7058	
7.0L (428) V8	69-68		FD	55	7058	
<b>COMMUTER</b>						
4.7L (289) V8	67	Std	FD	55	7058	
		Opt HD	FD	65	7068	
4.8L (292) V8	61	w/Generator	FD	30	5838	
5.1L (312) V8	60-59		FD	30	5838	
5.8L (352) V8	61	w/Generator	FD	30	5838	
6.3L (383) V8	59-58		FD	30	5838	
6.4L (390) V8	68-66	Std	FD	55	7058	
		Opt HD	FD	65	7068	
	65		FD	55	7058	
	64-63	w/Alternator	FD	42	7051	
	62-61	w/Generator	FD	30	5838	
6.7L (410) V8	67-66	Std	FD	55	7058	
		Opt HD	FD	65	7068	
7.0L (427) V8	67-66	Std	FD	55	7058	
		Opt HD	FD	65	7068	
	65		FD	55	7058	

## ALTERNATORS / ALTERNATEURS / ALTERNADORES

Liter Litre Litro	Year Année Año	Options Options Opciones	Mfg.	Amp	Reman	New Nouveau Nuevo
<b>MERCURY - continued</b>						
<b>COMMUTER - continued</b>						
7.0L (428) V8	68-66	Std Opt HD	FD FD	55 65	7058 7068	
<b>COUGAR</b>						
<i>THE 8309 USES REGULATOR #XS7U-10C359-AC WHILE THE LATER UNIT (8250) USES REGULATOR #XS7U-10C359-BA.            THE 8250 REGULATOR IS EQUIPPED WITH ALFF (ALTERNATOR LOAD FEED FORWARD). THE ALFF SENSES THE LOAD NEEDED            FOR THE SYSTEM AND SENDS FEEDBACK TO THE PCM WHICH THEN ADJUSTS THE IDLE, AS NECESSARY, TO MATCH THE LOAD.            THE UNITS SHOULD NOT BE USED IN PLACE OF EACH OTHER, AS DRIVEABILITY WILL BE AFFECTED.</i>						
2.0L (121) L4	02-00		FD	105	8250	N8250
	99		FD	105	8309	N8309
2.3L (140) L4	86-84	w/PS wo/PS	FD FD	60 60	7078 7078	
	82-81	w/PS wo/PS	FD FD	60 60	7078 7078	
2.5L (155) V6	02-01	From 1/2001 To 1/2001	FD FD	110 130	8254 7775	N8254 N7775
	00-99		FD	130	7775	N7775
3.3L (200) L6	82-80	w/AC, w/Alt Plug w/AC, wo/Alt Plug wo/AC, w/Alt Plug wo/AC, wo/Alt Plug	FD FD FD FD	70 60 70 60	7072-9 7078 7072-9 7078	N7705-9  N7705-9
3.8L (232) V6	97-94		FD	130	7771	N7771
	93		FD	75	7735-10	N7735-10
	92-91	Std Opt	FD FD	65 75	7716-10 7735-10	N7735-10 N7735-10
	90-89	w/Supercharger wo/Supercharger, Std wo/Supercharger, Opt	MI FD FD	110 65 75	13212 7716-10 7735-10	 N7735-10 N7735-10
	88		FD	65	7716-10	N7735-10
	87		FD	65	7088-10	N7732-10
	86-82		FD	60	7083	
4.2L (255) V8	82		FD	60	7083	
	81-80	w/Alt Plug, Std w/Alt Plug, Opt wo/Alt Plug	FD FD FD	70 100 60	7072-9 7705-12 7078	N7705-9 N7705-12
4.6L (281) V8	97-95		FD	130	7776	N7776
	94		FD	130	7764	N7764
4.7L (289) V8	68-67		FD	55	7058	
5.0L (302) V8	93-91		FD	95	7755-11	N7755-11
	88-86		FD	65	7716-10	N7735-10
	85-83		FD	60	7078	
	81-80	Std Opt	FD FD	70 100	7072-9 7705-12	N7705-9 N7705-12
	79	w/Alt Plug, Std w/Alt Plug, Opt wo/Alt Plug	FD FD FD	70 100 60	7072-9 7705-12 7078	N7705-9 N7705-12
	78-77	w/Alt Plug, Std w/Alt Plug, Opt wo/Alt Plug	FD FD FD	70 100 60	7072-9 7705-9 7078	N7705-9 N7705-9
	70-68		FD	55	7058	
5.8L (351) V8	79	w/Alt Plug, Std w/Alt Plug, Opt wo/Alt Plug	FD FD FD	70 100 60	7072-9 7705-12 7078	N7705-9 N7705-12
	78-73	w/Alt Plug, Std w/Alt Plug, Opt wo/Alt Plug	FD FD FD	70 100 60	7072-9 7705-9 7078	N7705-9 N7705-9
	72-69		FD	55	7058	
6.4L (390) V8	69-67		FD	55	7058	

## ALTERNATORS / ALTERNATEURS / ALTERNADORES

Liter Litre Litro	Year Année Año	Options Options Opciones	Mfg.	Amp	Reman	New Nouveau Nuevo
<b>MERCURY - continued</b>						
<b>COUGAR - continued</b>						
6.6L (400) V8	78-73	w/Alt Plug, Std	FD	70	7072-9	N7705-9
		w/Alt Plug, Opt	FD	100	7705-9	N7705-9
		wo/Alt Plug	FD	60	7078	
7.0L (427) V8	68		FD	55	7058	
7.0L (428) V8	70-69	Std	FD	55	7058	
		Opt HD	FD	65	7068	
	68		FD	55	7058	
7.0L (429) V8	71	Std, wo/Attached Reg	FD	55	7058	
		Opt, w/Attached Reg	FD	55	7067	
		Opt HD	FD	65	7068	
7.5L (460) V8	76-73	w/Alt Plug, Std	FD	70	7072-9	N7705-9
		w/Alt Plug, Opt	FD	100	7705-9	N7705-9
		wo/Alt Plug	FD	60	7078	
<b>COUNTRY CRUISER</b>						
3.6L (221) V8	63	w/Alternator	FD	42	7051	
		w/Generator	FD	30	5838	
5.1L (312) V8	60-59		FD	30	5838	
6.3L (383) V8	59		FD	30	5838	
<b>CYCLONE</b>						
3.3L (200) L6	68		FD	55	7058	
	64		FD	55	7058	
4.3L (260) V8	64		FD	30	5838	
4.7L (289) V8	67-64		FD	55	7058	
5.0L (302) V8	71-68		FD	55	7058	
5.8L (351) V8	71-69		FD	55	7058	
6.4L (390) V8	69-66		FD	55	7058	
7.0L (427) V8	65		FD	55	7058	
7.0L (428) V8	69-68	Std	FD	55	7058	
		Opt HD	FD	65	7068	
7.0L (429) V8	71-70	Std, wo/Attached Reg	FD	55	7058	
		Opt, w/Attached Reg	FD	55	7067	
		Opt HD	FD	65	7068	
<b>GRAND MARQUIS - SEE MARQUIS</b>						
<b>LN7</b>						
1.6L (98) L4	83-82	w/AC	FD	60	7083	
		wo/AC	FD	60	7078	
<b>LYNX</b>						
<i>CLOCK POSITIONS ARE "BEST INFORMATION AVAILABLE" - ALWAYS VERIFY WITH UNIT COMING OFF VEHICLE.</i>						
1.6L (98) L4	85-84		FD	60	7083	
	83-81	w/AC	FD	60	7083	
		wo/AC	FD	60	7078	
1.9L (116) L4	87-85	w/AC	FD	75	7732-10	N7732-10
		wo/AC	FD	65	7088-10	N7732-10
2.0L (121) L4 (Diesel)	87-86		FD	65	7088-10	N7732-10
	85-84		FD	60	7083	
<b>MARAUDER</b>						
4.6L (281) V8	04-03		FD	130	8314	N8314
6.4L (390) V8	70-63		FD	55	7058	
7.0L (427) V8	65		FD	55	7058	
7.0L (429) V8	70-69	Std, wo/Attached Reg	FD	55	7058	
		Opt, w/Attached Reg	FD	55	7067	
		Opt HD	FD	65	7068	

# ALTERNATORS / ALTERNATEURS / ALTERNADORES

Liter Litre Litro	Year Année Año	Options Options Opciones	Mfg.	Amp	Reman	New Nouveau Nuevo
<b>MERCURY - continued</b>						
<b>MARINER</b>						
2.3L (140) L4	08		MI	150	11269	
	07-05	w/AT	FD	130	8405	N8405
		w/MT	FD	130	8404	N8404
2.5L (152) L4	11-09		MI	150	11272	
3.0L (182) V6	09-08		MI	150	11270	
	07		FD	130	8474	
	06	From 12/5/05 To 12/5/05	FD	130	8474	
			FD	130	8403	N8403
	05		FD	130	8403	N8403
<b>MARQUIS</b>						
1. CLOCK POSITIONS ARE "BEST INFORMATION AVAILABLE" – ALWAYS VERIFY WITH UNIT COMING OFF VEHICLE.						
2. THE 7072-9 IS THE 70A VERSION OF THE 7705-9 (100A) ALTERNATOR.						
3. THERE ARE SIMILAR, YET DIFFERENT, ALTERNATORS USED FOR THE 4.6L ENGINE. THE UNITS (7764, 7784 AND 7776) LOOK ALMOST IDENTICAL. THE 7784 LOOKS LIKE THE 7764, BUT USES A DIFFERENT REGULATOR (AND PLUG SHAPE). THE 7776 LOOKS LIKE THE 7764, BUT USES A BATTERY POST EXTENSION ON THE OUTPUT TERMINAL.						
4. FULLSIZE MERCURY'S FROM 1987 USING THE 7705 (100A) ALTERNATOR, MAY EXHIBIT A "NO CHARGE AND CANNOT FULL FIELD" SYMPTOM. THIS IS NOT NECESSARILY A BAD ALTERNATOR. THE CAUSE MAY BE A DEFECTIVE OUTPUT CONTROL RELAY, WHICH IS USED TO DIRECT CURRENT AWAY FROM THE BATTERY TO THE HEATED FRONT WINDSHIELD. THIS RELAY IS LOCATED IN THE RIGHT FRONT OF THE ENGINE COMPARTMENT. A DEFECTIVE RELAY WILL HAVE SYMPTOMS LIKE A BAD ALTERNATOR. THE ONLY WAY TO DIAGNOSE THIS IS TO USE A "REMOTE" BATTERY, HOOKED-UP TO THE ALTERNATOR, AND A JUMPER WIRE FROM REMOTE POSITIVE TO ALTERNATOR FIELD.						
2.3L (140) L4	86-83	w/PS	FD	60	7078	
		wo/PS	FD	60	7078	
3.3L (200) L6	83	w/AC, w/Alt Plug	FD	70	7072-9	N7705-9
		w/AC, wo/Alt Plug	FD	60	7078	
		wo/AC, w/Alt Plug	FD	70	7072-9	N7705-9
		wo/AC, wo/Alt Plug	FD	60	7078	
3.8L (232) V6	86-83		FD	60	7083	
4.2L (255) V8	82-81	w/Alt Plug, Std	FD	70	7072-9	N7705-9
		w/Alt Plug, Opt	FD	100	7705-12	N7705-12
		wo/Alt Plug	FD	60	7078	
4.6L (281) V8	11-09		ND	155	11432	
	08	Ford Unit	FD	135	8472	N8472
		NDenso Unit	ND	155	11432	
	07-06		FD	135	8472	N8472
	05		FD	130	8313	N8313
	04	Exc Police	FD	130	8313	N8313
		Police	MI	190	11026	N11026
	03	Exc Police	FD	130	8313	N8313
		Police	FD	135	8315	N8315
	02-00	Exc Police	FD	130	7773	N7773
		Police	FD	135	7795	N7795
	99	Exc Police	FD	130	7773	N7773
		Police, w/D Shaped Alt Plug	FD	130	7776	N7776
		Police, w/Oval Alt Plug	FD	135	7795	N7795
	98-97	w/D Shaped Alt Plug	FD	130	7776	N7776
		w/Oval Alt Plug	FD	135	7795	N7795
	96-95		FD	130	7776	N7776
	94-93	Exc Police, Std	FD	95	7753	N7753
		Exc Police, Opt	FD	130	7764	N7764
		Police	FD	130	7784	N7784
	92	6-Groove Pulley	FD	95	7753	N7753
		7-Groove Pulley	FD	95	7753	N7753
4.7L (289) V8	68		FD	55	7058	
5.0L (302) V8	91-86	Std	FD	65	7716-10	N7735-10
		Opt	FD	100	7705-12	N7705-12
	85-82	w/Alt Plug	FD	100	7705-12	N7705-12
		wo/Alt Plug	FD	60	7078	

## ALTERNATORS / ALTERNATEURS / ALTERNADORES

Liter Litre Litro	Year Année Año	Options Options Opciones	Mfg.	Amp	Reman	New Nouveau Nuevo
<b>MERCURY - continued</b>						
<b>MARQUIS - continued</b>						
5.0L (302) V8	81-79	w/Alt Plug, Std	FD	70	7072-9	N7705-9
		w/Alt Plug, Opt wo/Alt Plug	FD	100	7705-9	N7705-9
	71		FD	60	7078	
5.8L (351) V8	89-83		FD	100	7705-12	N7705-12
	82	w/Alt Plug	FD	100	7705-12	N7705-12
		wo/Alt Plug	FD	60	7078	
	81-78	w/Alt Plug, Std	FD	70	7072-9	N7705-9
		w/Alt Plug, Opt wo/Alt Plug	FD	100	7705-9	N7705-9
73	w/Alt Plug wo/Alt Plug	FD	60	7078		
	72-71		FD	55	7058	
6.4L (390) V8	70-65	Std	FD	55	7058	
		Opt HD	FD	65	7068	
	64-63	w/Alternator	FD	42	7051	
	62-61	w/Generator	FD	30	5838	
6.6L (400) V8	78-73	w/Alt Plug, Std	FD	70	7072-9	N7705-9
		w/Alt Plug, Opt wo/Alt Plug	FD	100	7705-9	N7705-9
			FD	60	7078	
	72-71		FD	55	7058	
6.7L (410) V8	67-66		FD	55	7058	
7.0L (427) V8	67	Std	FD	55	7058	
		Opt HD	FD	65	7068	
	65		FD	55	7058	
	64-63	w/Alternator	FD	42	7051	
7.0L (428) V8	70		FD	55	7058	
	69-66	Std Opt HD	FD	55	7058	
			FD	65	7068	
7.0L (429) V8	73-72	w/Alt Plug	FD	70	7072-9	N7705-9
		wo/Alt Plug	FD	60	7078	
	71-69	Std	FD	55	7058	
Opt HD		FD	65	7068		
7.5L (460) V8	78-72	w/Alt Plug, Std	FD	70	7072-9	N7705-9
		w/Alt Plug, Opt wo/Alt Plug	FD	100	7705-9	N7705-9
			FD	60	7078	
<b>METEOR</b>						
3.6L (221) V8	63-62	w/Generator	FD	30	5838	
4.8L (292) V8	61	w/Generator	FD	30	5838	
5.8L (352) V8	61	w/Generator	FD	30	5838	
6.4L (390) V8	61	w/Generator	FD	30	5838	
<b>MILAN</b>						
2.3L (140) L4	09-06		MI	150	11172	
2.5L (152) L4	10		MI	150	11272	
3.0L (183) V6	09-06		MI	150	11173	
<b>MONARCH</b>						
3.3L (200) L6	77-75	w/Alt Plug	FD	70	7072-9	N7705-9
		wo/Alt Plug, 1-Groove Pulley	FD	60	7078	
		wo/Alt Plug, 2-Groove Pulley	FD	60	7078	
4.1L (250) L6	80-79	w/PS, w/Alt Plug	FD	70	7072-9	N7705-9
		w/PS, wo/Alt Plug	FD	60	7078	
		wo/PS, w/Alt Plug	FD	70	7072-9	N7705-9
		wo/PS, wo/Alt Plug	FD	60	7078	
	78-75	w/Alt Plug	FD	70	7072-9	N7705-9
wo/Alt Plug, 1-Groove Pulley		FD	60	7078		
wo/Alt Plug, 2-Groove Pulley		FD	60	7078		

## ALTERNATORS / ALTERNATEURS / ALTERNADORES

Liter Litre Litro	Year Année Año	Options Options Opciones	Mfg.	Amp	Reman	New Nouveau Nuevo
<b>MERCURY - continued</b>						
<b>MONARCH - continued</b>						
4.2L (255) V8	80	w/Alt Plug wo/Alt Plug	FD	70	7072-9	N7705-9
			FD	60	7078	
5.0L (302) V8	80-75	w/Alt Plug wo/Alt Plug	FD	70	7072-9	N7705-9
			FD	60	7078	
5.8L (351) V8	77-75	w/Alt Plug wo/Alt Plug	FD	70	7072-9	N7705-9
			FD	60	7078	
<b>MONTCLAIR</b>						
5.1L (312) V8	60-59		FD	30	5838	
6.3L (383) V8	59-58		FD	30	5838	
6.4L (390) V8	68-67	Std	FD	55	7058	
		Opt HD	FD	65	7068	
	66-65		FD	55	7058	
	64-63	w/Alternator	FD	42	7051	
	62-61	w/Generator	FD	30	5838	
6.7L (410) V8	67-66		FD	55	7058	
7.0L (427) V8	67-65		FD	55	7058	
	64-63	w/Alternator	FD	42	7051	
7.0L (428) V8	68-66		FD	55	7058	
<b>MONTEGO</b>						
3.0L (183) V6	07-05		FD	130	8442	N8442
3.3L (200) L6	68		FD	55	7058	
4.1L (250) L6	74-73	w/Alt Plug	FD	70	7072-9	N7705-9
		wo/Alt Plug, 1-Groove Pulley	FD	60	7078	
		wo/Alt Plug, 2-Groove Pulley	FD	60	7078	
	72-69		FD	55	7058	
5.0L (302) V8	74-73	w/Alt Plug, Std	FD	70	7072-9	N7705-9
		w/Alt Plug, Opt	FD	100	7705-9	N7705-9
		wo/Alt Plug	FD	60	7078	
	72-68		FD	55	7058	
5.8L (351) V8	76-73	w/Alt Plug, Std	FD	70	7072-9	N7705-9
		w/Alt Plug, Opt	FD	100	7705-9	N7705-9
		wo/Alt Plug	FD	60	7078	
	72-69		FD	55	7058	
6.4L (390) V8	70-68	Std Opt HD	FD	55	7058	
			FD	65	7068	
6.6L (400) V8	76-73	w/Alt Plug, Std	FD	70	7072-9	N7705-9
		w/Alt Plug, Opt	FD	100	7705-9	N7705-9
		wo/Alt Plug	FD	60	7078	
	72		FD	55	7058	
7.0L (428) V8	69-68		FD	55	7058	
7.0L (429) V8	73-72	w/Alt Plug	FD	70	7072-9	N7705-9
		wo/Alt Plug	FD	60	7078	
	71-70		FD	55	7058	
7.5L (460) V8	76-73	w/Alt Plug, Std	FD	70	7072-9	N7705-9
		w/Alt Plug, Opt	FD	100	7705-9	N7705-9
		wo/Alt Plug	FD	60	7078	
<b>MONTEREY</b>						
3.7L (223) L6	62		FD	30	5838	
4.2L (256) V6	07-04		FD	135	8408	N8408
4.8L (292) V8	62-61	w/Generator	FD	30	5838	
5.0L (302) V8	71		FD	60	7078	
5.1L (312) V8	60-59		FD	30	5838	
5.8L (351) V8	73	w/Alt Plug	FD	70	7072-9	N7705-9
		wo/Alt Plug	FD	60	7078	
	72-71		FD	55	7058	
5.8L (352) V8	62-61	w/Generator	FD	30	5838	
6.3L (383) V8	59-58		FD	30	5838	

## ALTERNATORS / ALTERNATEURS / ALTERNADORES

Liter Litre Litro	Year Année Año	Options Options Opciones	Mfg.	Amp	Reman	New Nouveau Nuevo
<b>MERCURY - continued</b>						
<b>MONTEREY - continued</b>						
6.4L (390) V8	70-67	Std	FD	55	7058	
		Opt HD	FD	65	7068	
	66-65		FD	55	7058	
	64-63	w/Alternator	FD	42	7051	
6.6L (400) V8	62-61	w/Generator	FD	30	5838	
	74-73	w/Alt Plug, Std	FD	70	7072-9	N7705-9
		w/Alt Plug, Opt	FD	100	7705-9	N7705-9
		wo/Alt Plug	FD	60	7078	
	72-71		FD	55	7058	
6.7L (410) V8	67-66		FD	55	7058	
7.0L (427) V8	67	Std	FD	55	7058	
		Opt HD	FD	65	7068	
	66-65		FD	55	7058	
	64-63	w/Alternator	FD	42	7051	
7.0L (428) V8	70		FD	55	7058	
	69-67	Std	FD	55	7058	
		Opt HD	FD	65	7068	
	66		FD	55	7058	
7.0L (429) V8	73-72	w/Alt Plug	FD	70	7072-9	N7705-9
		wo/Alt Plug	FD	60	7078	
	71-69	Std	FD	55	7058	
		Opt HD	FD	65	7068	
7.5L (460) V8	74-72	w/Alt Plug, Std	FD	70	7072-9	N7705-9
		w/Alt Plug, Opt	FD	100	7705-9	N7705-9
		wo/Alt Plug	FD	60	7078	
<b>MOUNTAINEER</b>						
4.0L (245) V6	10-09		MI	105	11275	
	08-05		FD	130	8519	N8519
	04	w/Black Rear Cover on Alt	FD	130	7787	N7787
		wo/Black Rear Cover on Alt	FD	130	8519	N8519
	03-98		FD	130	7787	N7787
4.6L (281) V8	10-09		ND	150	11433	
	08-06		FD	135	8448	
	05		FD	130	8475	
	04-02		FD	130	7773	N7773
5.0L (302) V8	01-97		FD	130	7787	N7787
<b>MYSTIQUE</b>						
<p>THE 8309 USES REGULATOR #XS7U-10C359-AC WHILE THE LATER UNIT (8250) USES REGULATOR #XS7U-10C359-BA.            THE 8250 REGULATOR IS EQUIPPED WITH ALFF (ALTERNATOR LOAD FEED FORWARD). THE ALFF SENSES THE LOAD NEEDED            FOR THE SYSTEM AND SENDS FEEDBACK TO THE PCM WHICH THEN ADJUSTS THE IDLE, AS NECESSARY, TO MATCH            THE LOAD. THE UNITS SHOULD NOT BE USED IN PLACE OF EACH OTHER, AS DRIVEABILITY WILL BE AFFECTED.</p>						
2.0L (121) L4	00-99		FD	105	8250	N8250
	98	From 2/1998	FD	105	8309	N8309
		To 2/1998	FD	130	7792	N7792
	97-95		FD	130	7774	N7774
2.5L (155) V6	00-95		FD	130	7775	N7775
<b>PARKLANE</b>						
5.1L (312) V8	60-59		FD	30	5838	
6.3L (383) V8	59		FD	30	5838	
6.4L (390) V8	68	Std	FD	55	7058	
		Opt HD	FD	65	7068	
	66-65		FD	55	7058	
	64-63	w/Alternator	FD	42	7051	
	62-61	w/Generator	FD	30	5838	
6.7L (410) V8	67-66		FD	55	7058	
7.0L (427) V8	67-65		FD	55	7058	
	64-63	w/Alternator	FD	42	7051	
7.0L (428) V8	68-66		FD	55	7058	

# ALTERNATORS / ALTERNATEURS / ALTERNADORES

Liter Litre Litro	Year Année Año	Options Options Opciones	Mfg.	Amp	Reman	New Nouveau Nuevo
<b>MERCURY - continued</b>						
<b>SABLE</b>						
<i>SABLE's FROM 1987 ON, USING THE 7742 (100A) ALTERNATOR MAY EXHIBIT A "NO CHARGE AND CANNOT FULL FIELD" SYMPTOM. THIS IS NOT NECESSARILY A BAD ALTERNATOR. THE CAUSE MAY BE A DEFECTIVE OUTPUT CONTROL RELAY, WHICH IS USED TO DIRECT CURRENT AWAY FROM THE BATTERY TO THE HEATED FRONT WINDSHIELD. THIS RELAY IS LOCATED UNDER THE RIGHT FRONT WHEEL WELL. A DEFECTIVE RELAY WILL HAVE SYMPTOMS LIKE A BAD ALTERNATOR. THE ONLY WAY TO DIAGNOSE THIS IS TO USE A "REMOTE" BATTERY, HOOKED-UP TO THE ALTERNATOR, AND A JUMPER WIRE FROM REMOTE POSITIVE TO ALTERNATOR FIELD.</i>						
2.5L (153) L4	86	w/AC wo/AC	FD FD	75 65	7732-10 7088-10	N7732-10 N7732-10
3.0L (182) V6	05-02	DOHC OHV	FD FD	130 110	8269 8268	N8269 N8268
	01-00	DOHC OHV	FD FD	130 105	7780A 8263	N7780A N8263
	99-96	DOHC OHV, Std OHV, Opt	FD	130	7780	N7780
			FD	110	7748	N7748
			FD	130	7770	N7770
	95-94		FD	110	7748	N7748
	93		FD	130	7765	N7765
	92-91		FD	130	7756-7	N7756-7
90-88		FD	100	7742	N7742	
87-86	Std Opt	FD FD	70 100	7072-9 7705-12	N7705-9 N7705-12	
3.5L (213) V6	09-08		MI	150	11273	
3.8L (232) V6	95-94		FD	130	7777	N7777
	93-91		FD	130	7752	N7752
	90	w/External Reg w/Internal Reg	FD FD	100 130	7742 7752	N7742 N7752
		89-88		FD	100	7742
<b>TOPAZ</b>						
<b>WARNING 13190 ALTERNATOR</b>						
<i>THE ALTERNATOR HAS THE SAME VEHICLE HARNESS PLUG MELTING PROBLEMS THAT HAVE PLAGUED THE MOTORCRAFT INT. REGULATED ALTERNATORS (NOT THE PLUG ON THE BACK OF THE ALTERNATOR, AS THIS IS SERVICED WHEN THE UNIT IS REMANUFACTURED). SOME REPORT THAT A BAD BATTERY WILL CAUSE THE ALTERNATOR TO REPEATEDLY MELT PLUGS DUE TO A HIGH RATE OF CHARGE OVER A PERIOD OF TIME. IF REPEATED PLUG FAILURE OCCURS, THE BATTERY SHOULD BE REPLACED.</i>						
2.0L (121) L4 (Diesel)	86		FD	65	7088-10	N7732-10
	85-84		FD	60	7083	
2.3L (140) L4	94-92		FD	95	7760	N7760
	91	w/AT, w/AC w/AT, wo/AC w/MT	FD	95	7755-11	N7755-11
			FD	75	7732-10	N7732-10
			FD	75	7732-10	N7732-10
	90-89	w/AT, w/AC w/AT, wo/AC, Std w/AT, wo/AC, Opt w/MT, w/AC w/MT, wo/AC	MI	75	13190	N13190
			FD	65	7088-10	N7732-10
			FD	75	7732-10	N7732-10
			FD	75	7732-10	N7732-10
	88	w/AT, Mitsubishi Unit w/AT, Motorcraft Unit w/MT	MI	75	13190	N13190
			FD	75	7732-10	N7732-10
			FD	65	7088-10	N7732-10
87	w/AT w/MT	FD	75	7732-10	N7732-10	
		FD	65	7088-10	N7732-10	
86		FD	65	7088-10	N7732-10	
85	w/PS wo/PS	FD	65	7088-10	N7732-10	
		FD	65	7088-2	N7732-2	
84	w/External Reg w/Internal Reg	FD	60	7083		
		FD	65	7088-10	N7732-10	
3.0L (182) V6	94-92		MI	90	13298	



# ALTERNATORS / ALTERNATEURS / ALTERNADORES

Liter Litre Litro	Year Année Año	Options Options Opciones	Mfg.	Amp	Reman	New Nouveau Nuevo
-------------------------	----------------------	--------------------------------	------	-----	-------	-------------------------

## MERCURY - continued

### TRACER

THE ALTERNATORS USED ON THE 1.8L ENGINE ARE ALMOST IDENTICAL IN APPEARANCE.  
THE DIFFERENCE IS THAT THE 13314 HAS A "P" TERMINAL ON THE REAR, WHILE THE 13350 DOES NOT.

1.6L (98) L4	90-88		MI	60	14905	
	87		MI	55	14902	
1.8L (112) L4	96-92		MI	65	13350	N13350
	91	From 11/1990 To 11/1990	MI	65	13350	N13350
				MI	65	13314
1.9L (116) L4	96-91		FD	75	7751	N7760
2.0L (121) L4	99-98	Std	FD	75	7793	N7793
		Opt	FD	95	7750	N7750
	97		FD	75	7793	N7793

### VILLAGER CAR

3.3L (200) L6	67-64		FD	55	7058	
4.3L (260) V8	64-63		FD	30	5838	
4.7L (289) V8	67	Std	FD	55	7058	
		Opt HD	FD	65	7068	
	66-64		FD	55	7058	
6.4L (390) V8	67	Std	FD	55	7058	
		Opt HD	FD	65	7068	
	66		FD	55	7058	
7.0L (427) V8	65		FD	55	7058	

### VILLAGER VAN

NISSAN TSB # NTB95-018 REFERS TO ADJUSTING OR RE-SETTING DRIVE BELT TENSION. IT IS IMPORTANT THAT THE TENSION (DEFLECTION) IS SET WITHIN SPECS. OVERTIGHTENING MAY CAUSE ALTERNATOR DAMAGE. (THE NISSAN QUEST IS THE SAME VEHICLE). THIS VEHICLE HAS HAD PROBLEMS WITH THE LIFT GATE LATCH CAUSING THE REAR DOOR TO NOT SHUT PROPERLY. THIS ALLOWS THE LIFT GATE LIGHT TO REMAIN ON, AND MAY CAUSE THE BATTERY TO DISCHARGE. IT IS SUGGESTED THAT THIS LATCH BE REPLACED.

3.0L (182) V6	98-93		MI	110	13473	N13473
3.3L (201) V6	02-99		MI	125	13821	N13821

### VOYAGER

3.3L (200) L6	67-66		FD	55	7058	
4.7L (289) V8	67	Std	FD	55	7058	
		Opt HD	FD	65	7068	
	66		FD	55	7058	
5.1L (312) V8	59		FD	30	5838	
6.3L (383) V8	59-58		FD	30	5838	
6.4L (390) V8	67	Std	FD	55	7058	
		Opt HD	FD	65	7068	
	66		FD	55	7058	

### ZEPHYR

2.3L (140) L4	83-81	w/PS	FD	60	7078	
		wo/PS, 1-Groove Pulley	FD	60	7078	
		wo/PS, 2-Groove Pulley	FD	60	7078	
	80-78	w/AC, w/Alt Plug	FD	70	7072-9	N7705-9
		w/AC, wo/Alt Plug, 1-Groove Pulley	FD	60	7078	
		w/AC, wo/Alt Plug, 2-Groove Pulley	FD	60	7078	
		wo/AC, w/PS	FD	60	7078	
		wo/AC, wo/PS	FD	60	7078	
			FD	60	7078	
3.3L (200) L6	83-79	w/AC, w/9:00 Alt Plug	FD	70	7072-9	N7705-9
		w/AC, w/12:00 Alt Plug	FD	100	7705-12	N7705-12
		w/AC, wo/Alt Plug	FD	60	7078	
		wo/AC, w/9:00 Alt Plug	FD	70	7072-9	N7705-9
		wo/AC, w/12:00 Alt Plug	FD	100	7705-12	N7705-12
		wo/AC, wo/Alt Plug	FD	60	7078	
	78	w/AC, w/Alt Plug	FD	70	7072-9	N7705-9
		w/AC, wo/Alt Plug	FD	60	7078	
		wo/AC, w/Alt Plug, Std	FD	70	7072-9	N7705-9
		wo/AC, w/Alt Plug, Opt	FD	100	7705-9	N7705-9
		wo/AC, wo/Alt Plug	FD	60	7078	
			FD	60	7078	

## ALTERNATORS / ALTERNATEURS / ALTERNADORES

Liter Litre Litro	Year Année Año	Options Options Opciones	Mfg.	Amp	Reman	New Nouveau Nuevo
<b>MERCURY - continued</b>						
<b>ZEPHYR - continued</b>						
4.2L (255) V8	82-80	w/9:00 Alt Plug	FD	70	7072-9	N7705-9
		w/12:00 Alt Plug	FD	100	7705-12	N7705-12
		wo/Alt Plug	FD	60	7078	
5.0L (302) V8	79-78	w/9:00 Alt Plug	FD	70	7072-9	N7705-9
		w/12:00 Alt Plug	FD	100	7705-12	N7705-12
		wo/Alt Plug	FD	60	7078	
<b>OLDER MODELS</b>						
4.8L (292) V8	62-59	w/Generator	FD	30	5838	
5.1L (312) V8	62-59	w/Generator	FD	30	5838	
5.8L (352) V8	64-59	w/Generator	FD	30	5838	
6.3L (383) V8	59-58		FD	30	5838	
6.4L (390) V8	66	Std	FD	55	7058	
		Opt HD	FD	65	7068	
	64-63	w/Alternator	FD	42	7051	
	62-61	w/Generator	FD	30	5838	
6.6L (406) V8	64-61	w/Generator	FD	30	5838	
6.7L (410) V8	66		FD	55	7058	
7.0L (427) V8	66	Std	FD	55	7058	
		Opt HD	FD	65	7068	
	65		FD	55	7058	
	64	w/Alternator	FD	42	7051	
7.0L (428) V8	66	Std	FD	55	7058	
		Opt HD	FD	65	7068	
7.0L (430) V8	60		FD	30	5838	
<b>MERKUR</b>						
<b>SCORPIO</b>						
2.9L (177) V6	89-88		BO	90	14944	
<b>XR4TI</b>						
2.3L (140) L4	89-85		BO	90	14822	
<b>MG</b>						
<b>1100 SEDAN</b>						
1.1L	67-63		LU	25	15017	
<b>1300</b>						
1.3L	69-68		LU	25	15017	
<b>MGA</b>						
1.5L	59-56		LU	25	15017	
1.6L	62-59		LU	25	15017	
<b>MGB</b>						
1.8L	80-79		LU	43	14037	
	78	w/1 Wide and 2 Narrow Terminals Alt Plug	LU	43	14050	
		w/2 Wide and 1 Narrow Terminals Alt Plug	LU	43	14037	
	77-75		LU	43	14050	
	74	w/1 Wide and 2 Narrow Terminals Alt Plug	LU	43	14050	
		w/2 Wide and 1 Narrow Terminals Alt Plug	LU	34	14029	
	73-72		LU	34	14029	
71-69		LU	28	14014		
67-63	w/Generator	LU	25	15017		
<b>MGC</b>						
2.9L	69		LU	28	14014	
<b>MIDGET</b>						
1.1L	66-63		LU	25	15017	
1.3L	74-72	w/Alternator	LU	34	14029	
	71-67	w/Generator	LU	25	15017	
1.5L	79-74		LU	34	14029	

# ALTERNATORS / ALTERNATEURS / ALTERNADORES

Liter Litre Litro	Year Année Año	Options Options Opciones	Mfg.	Amp	Reman	New Nouveau Nuevo
<b>MINI</b>						
<b>COOPER</b>						
1.6L	10	Bosch Unit	BO	151	23850	
		Valeo Unit	VA	120	11334	
	09	w/Turbo, Exc Convertible, Bosch Unit, w/Clutch Pulley	BO	150	11336	
		w/Turbo, Exc Convertible, Bosch Unit, wo/Clutch Pulley	BO	150	11335	
		w/Turbo, Exc Convertible, Valeo Unit	VA	120	11334	
		w/Turbo, Convertible	ND	105	11049	
		wo/Turbo, Convertible	BO	110	11333	
		wo/Turbo, Exc Convertible, Bosch Unit, w/Clutch Pulley	BO	150	11336	
		wo/Turbo, Exc Convertible, Bosch Unit, wo/Clutch Pulley	BO	150	11335	
		wo/Turbo, Exc Convertible, Valeo Unit	VA	120	11334	
	08-07	Convertible, Exc Cooper S	BO	110	11333	
		Convertible, Cooper S	ND	105	11049	
		Coupe, Bosch Unit, w/Clutch Pulley	BO	150	11336	
		Coupe, Bosch Unit, wo/Clutch Pulley	BO	150	11335	
		Coupe, Valeo Unit	VA	120	11334	
	06-02	Exc Cooper S	VA	120	11050	
Cooper S		ND	105	11049		
<b>COOPER CLUBMAN</b>						
1.6L	10	Bosch Unit	BO	151	23850	
		Valeo Unit	VA	120	11334	
	09-08	Bosch Unit, w/Clutch Pulley	BO	150	11336	
		Bosch Unit, wo/Clutch Pulley	BO	150	11335	
		Valeo Unit	VA	120	11334	
<b>MITSUBISHI</b>						
<b>3000 GT</b>						
3.0L	99-98	DOHC	MI	110	13597	
		SOHC	MI	90	13598	
	97	DOHC	MI	95	13596	
		SOHC	MI	90	13598	
	96		MI	95	13596	
95-91		MD,MI	110	13351	N13351	
<b>CORDIA</b>						
1.8L	88-85		MI	75	14706	
	84	From 5/1984	MI	75	14706	
		To 4/1984	MI	65	14650	
	83		MI	65	14650	
2.0L	88-85		MI	75	14706	
	84	From 5/1984	MI	75	14706	
		To 4/1984	MI	65	14650	
<b>DIAMANTE</b>						
3.0L	96		MI	90	13352	N13352
	95	DOHC	MI	90	13435	
		SOHC, Sedan	MI	90	13352	N13352
		SOHC, Wagon	BO	90	13459	
	94	DOHC	MI	90	13435	
		SOHC, Sedan	MI	90	13352	N13352
		SOHC, Wagon, From 2/1994	BO	90	13459	
		SOHC, Wagon, To 1/1994	MI	90	13352	N13352
93-92	DOHC	MI	90	13435		
	SOHC	MI	90	13352	N13352	
3.5L	04		MI	105	11057	
	03-00		BO	108	13689	
	99	Bosch Unit	BO	108	13689	
		Mitsubishi Unit	MI	110	13749	
	98-97		MI	110	13749	

# ALTERNATORS / ALTERNATEURS / ALTERNADORES

Liter Litre Litro	Year Année Año	Options Options Opciones	Mfg.	Amp	Reman	New Nouveau Nuevo
<b>MITSUBISHI - continued</b>						
<b>ECLIPSE</b>						
<i>ACCORDING TO MITSUBISHI TSB #05-13-006, THE PULL-UP VOLTAGE AT THE FR TERMINAL ON THE ALTERNATOR CHANGED IN 1997 FROM 5V TO 12V. THE CORRECT VOLTAGE BETWEEN THE FR TERMINAL AND GROUND SHOULD BE BATTERY VOLTAGE, NOT 5V. THIS INFORMATION IS INCORRECTLY STATED IN THE SERVICE MANUALS.</i>						
1.8L	94-90	w/AT w/MT	MI MI	75 75	13332 13332	
2.0L	99-95	w/Turbo	MI	75	13586	N13586
		wo/Turbo	MI	90	13580	N13580
	94-90	w/Turbo	MD,MI	75	13249	N13249
		wo/Turbo, w/AT wo/Turbo, w/MT	MD,MI MD,MI	75 75	13249 13249	N13249 N13249
2.4L	12-07		MI	110	11118	
	06		MI	110	11095	
	05-03	w/AT	MI	95	13929	
		w/MT	MI	90	13840	
	02-00		MI	90	13840	
	99-98		MI	75	13586	N13586
	97-96	w/AT	MI	90	13585	N13585
w/MT		MI	75	13586	N13586	
3.0L	05-00		MI	85	13886	N13886
3.8L	12-06		MI	110	11029	
<b>ENDEAVOR</b>						
<i>ACCORDING TO MITSUBISHI TSB #05-13-006, THE PULL-UP VOLTAGE AT THE FR TERMINAL ON THE ALTERNATOR CHANGED IN 1997 FROM 5V TO 12V. THE CORRECT VOLTAGE BETWEEN THE FR TERMINAL AND GROUND SHOULD BE BATTERY VOLTAGE, NOT 5V. THIS INFORMATION IS INCORRECTLY STATED IN THE SERVICE MANUALS.</i>						
3.8L	11-10		MI	110	11029	
	08-04		MI	110	11029	
<b>EXPO</b>						
1.8L	94	Std	MI	65	13430	
		Opt	MI	75	13450	
	93-92		MI	65	13430	
2.4L	96		MI	75	13586	N13586
	95	w/AT	MI	75	13451	
		w/MT, AWD	MI	75	13451	
		w/MT, FWD, California	MI	75	13586	N13586
		w/MT, FWD, Federal	MI	75	13451	
	94-93		MI	75	13451	
92	w/2:00 Alt Plug w/11:00 Alt Plug, Std w/11:00 Alt Plug, Opt	MI MD,MI MD,MI	75 75 75	13451 13249 13249	 N13249 N13249	
<b>EXPO LRV - SEE EXPO</b>						
<b>GALANT</b>						
<i>ACCORDING TO MITSUBISHI TSB #05-13-006, THE PULL-UP VOLTAGE AT THE FR TERMINAL ON THE ALTERNATOR CHANGED IN 1997 FROM 5V TO 12V. THE CORRECT VOLTAGE BETWEEN THE FR TERMINAL AND GROUND SHOULD BE BATTERY VOLTAGE, NOT 5V. THIS INFORMATION IS INCORRECTLY STATED IN THE SERVICE MANUALS.</i>						
2.0L	93-91	w/Turbo	MI	90	13289	N13289
		wo/Turbo, w/AT	MI	90	13289	N13289
		wo/Turbo, w/MT	MD,MI	75	13249	N13249
	90-89		MD,MI	75	13249	N13249
2.4L	11-07		MI	110	11118	
	06-04		MI	110	11095	
	03-00		MI	85	13898	N13898
	99		MI	90	13840	
	98-96		MI	90	13585	N13585
	95-94	Std	MI	75	13451	
		Opt	MI	90	13616	
87		MD,MI	75	14436	N14436	

## ALTERNATORS / ALTERNATEURS / ALTERNADORES

Liter Litre Litro	Year Année Año	Options Options Opciones	Mfg.	Amp	Reman	New Nouveau Nuevo
<b>MITSUBISHI - continued</b>						
<b>GALANT - continued</b>						
2.4L	86	w/Oval Alt Plug w/T Shaped Alt Plug	MD,MI	75	14436	N14436
			MI	75	14706	
3.0L	85		MI	75	14706	
	03-99		MI	85	13886	N13886
3.8L	90-88		MI	75	13272	
	09-04		MI	110	11029	
<b>LANCER</b>						
<i>ACCORDING TO MITSUBISHI TSB #05-13-006, THE PULL-UP VOLTAGE AT THE FR TERMINAL ON THE ALTERNATOR CHANGED IN 1997 FROM 5V TO 12V. THE CORRECT VOLTAGE BETWEEN THE FR TERMINAL AND GROUND SHOULD BE BATTERY VOLTAGE, NOT 5V. THIS INFORMATION IS INCORRECTLY STATED IN THE SERVICE MANUALS.</i>						
2.0L	11	w/Turbo	MI	135	11376	
	10-08	w/Turbo	MI	135	11376	
		wo/Turbo	MI	120	11377	
	07		MI	105	11170	
	06-05	Exc Evolution Models Evolution Models	MI	105	11170	
			MI	90	11053	
	04-03	Exc Evolution Models Evolution Models	MI	90	13787	N13787
2.4L	02		MI	90	11053	
			MI	90	13787	N13787
2.4L	10-09		MI	120	11377	
	06-04		MI	110	11055	
<b>MIRAGE</b>						
<i>ACCORDING TO MITSUBISHI TSB #05-13-006, THE PULL-UP VOLTAGE AT THE FR TERMINAL ON THE ALTERNATOR CHANGED IN 1997 FROM 5V TO 12V. THE CORRECT VOLTAGE BETWEEN THE FR TERMINAL AND GROUND SHOULD BE BATTERY VOLTAGE, NOT 5V. THIS INFORMATION IS INCORRECTLY STATED IN THE SERVICE MANUALS.</i>						
1.5L	02-00		MI	90	13840	
	99	Coupe Sedan	MI	90	13840	
			MI	80	13750	
	98-97		MI	80	13750	
	96		MI	70	13587	
	95-94	Exc California California	MI	70	13584	
			MI	70	13587	
	93-89		MD,MI	75	14436	N14436
	88	From 4/1988 To 4/1988	MD,MI	75	14436	N14436
			MI	60	14434	
1.6L	87		MI	60	14434	
	86-85		MI	60	14708	
	92-91	w/AT w/MT	MD,MI	75	13249	N13249
			MD,MI	75	13249	N13249
	89		MD,MI	75	13249	N13249
	88-87		MI	75	14709	
1.8L	86	From 6/1986 To 5/1986	MI	75	14709	
			MI	75	14709	
	85		MI	75	14709	
1.8L	02-98		MI	90	13787	N13787
	97		MI	80	13751	
	96-95	California Federal	MI	75	13582	
			MI	75	13450	
94-93		MI	75	13450		
<b>MONTERO</b>						
2.4L	99-98		MI	70	13717	
	97	From 4/1/97 To 4/1/97	MI	70	13717	
			MI	70	13717	
2.6L	89-87		MI	50	14432	
	86-83		MI	55	14267	
3.0L	04-95		MI	85	13692	N13692
	94-89		MI	75	13257	

## ALTERNATORS / ALTERNATEURS / ALTERNADORES

Liter Litre Litro	Year Année Año	Options Options Opciones	Mfg.	Amp	Reman	New Nouveau Nuevo
<b>MITSUBISHI - continued</b>						
<b>MONTERO - continued</b>						
3.5L	04-03		MI	85	13692	N13692
	02-01	Exc Montero Sport	MI	100	13949	
		Montero Sport	MI	85	13692	N13692
	00-98	Exc Montero Sport	MI	100	13786	
		Montero Sport	MI	85	13692	N13692
	97-95		MI	85	13692	N13692
94	From 10/1993 To 10/1993		MI	85	13692	N13692
			MI	90	13615	
3.8L	06-04		MI	110	11056	
	03		MI	100	13949	
<b>OUTLANDER</b>						
<i>ACCORDING TO MITSUBISHI TSB #05-13-006, THE PULL-UP VOLTAGE AT THE FR TERMINAL ON THE ALTERNATOR CHANGED IN 1997 FROM 5V TO 12V. THE CORRECT VOLTAGE BETWEEN THE FR TERMINAL AND GROUND SHOULD BE BATTERY VOLTAGE, NOT 5V. THIS INFORMATION IS INCORRECTLY STATED IN THE SERVICE MANUALS.</i>						
2.4L	10-08		MI	120	11377	
	06-04		MI	110	11055	
	03		MI	90	11028	
3.0L	11-07		MI	120	11317	
<b>PICKUP</b>						
2.0L	89-87		MI	45	14430	
	86-83		MI	55	14267	
2.3L (Diesel)	85-83		MI	50	14690	
2.4L	96-90		MI	45	14430	
2.6L	89-87		MI	50	14432	
	86-84		MI	55	14267	
		83	1st Prod 2nd Prod	MI	55	14267
3.0L	95-90		MI	65	13290	
<b>PRECIS</b>						
1.5L	94-90		MD,MI	75	14436	N14436
	89-88		MI	60	14708	
	87	Bosch Unit Mitsubishi Unit	BO MI	70 60	13291 14708	
<b>RAIDER</b>						
3.7L (226) V6	09-08		ND	136	11276	
	07		ND	136	11242	
	06		ND	136	13873	N13873
4.7L (285) V8	07		ND	136	11242	
	06		ND	136	13873	N13873
<b>SIGMA</b>						
3.0L	90-88		MI	75	13272	
<b>STARION</b>						
2.6L	89-88		MI	75	14438	
	87	VIN H	MI	75	14438	
		VIN N	MI	75	14438	
	86	VIN H	MI	65	14698	
VIN N		MI	75	14706		
85-83		MI	65	14698		
<b>TREDIA</b>						
1.8L	88-85		MI	75	14706	
	84	1-Groove Pulley	MI	65	14650	
		4-Groove Pulley	MI	75	14706	
	83		MI	65	14650	
2.0L	88-85		MI	75	14706	
	84	1-Groove Pulley 4-Groove Pulley	MI MI	65 75	14650 14706	

# ALTERNATORS / ALTERNATEURS / ALTERNADORES

Liter Litre Litro	Year Année Año	Options Options Opciones	Mfg.	Amp	Reman	New Nouveau Nuevo
<b>MITSUBISHI - continued</b>						
<b>VAN</b>						
2.4L	90-87		MI	75	13238	
<b>NISSAN</b>						
<b>200SX</b>						
1.6L	98-97		HI	80	13728	N13728
	96-95		HI	70	13637	N13637
1.8L	88-87	Hitachi Unit	HI,MI	70	14979	
		Mitsubishi Unit	HI,MI	70	14979	
	86	Hitachi Unit	HI,MI	70	14979	
		Mitsubishi Unit, From 3/1986 Mitsubishi Unit, To 2/1986	HI,MI MI	70 70	14979 14657	
85-84		MI	70	14657		
2.0L	98-95		HI,MI	80	13640	
	88-87	Hitachi Unit	HI,MI	70	14979	
		Mitsubishi Unit	HI,MI	70	14979	
	86	Hitachi Unit, From 3/1986	HI,MI	70	14979	
		Hitachi Unit, To 2/1986	MI	60	14588	
		Mitsubishi Unit, From 3/1986	HI,MI	70	14979	
		Mitsubishi Unit, To 2/1986	MI	60	14588	
	85-84		MI	60	14588	
81-80		HI	60	14652		
79-78	Std Opt	HI	50 60	14255 14652		
77		HI	60	14214		
2.2L	83-82		HI	60	14652	
3.0L	88-87		MI	70	14724	
<b>210</b>						
1.2L	82-79		HI	50	14255	
1.4L	82-79		HI	50	14255	
1.5L	82-79		HI	50	14255	
<b>240SX</b>						
2.4L	98-97		HI	90	13641	
	96-95	w/Fog Lamps	HI	90	13641	
		wo/Fog Lamps	HI	90	13641	
94-89		HI	80	13273		
<b>240Z</b>						
2.4L	73-70		HI	60	14118	
<b>260Z</b>						
2.6L	74		HI	60	14118	
<b>280Z, 280ZX</b>						
2.8L	83-81		HI	60	14592	
	80-78		HI	60	14185	
	77-75		HI	60	14118	
<b>300ZX</b>						
<i>THE 14655 AND 14717 ARE THE SAME UNIT EXCEPT FOR THE PULLEY, WHICH CAN BE TRANSFERRED.</i>						
3.0L	96-94	w/Turbo, Hitachi Unit	HI,MI	90	13478	
		w/Turbo, Mitsubishi Unit	HI,MI	90	13478	
		wo/Turbo	HI	80	13534	
	93-90	w/Turbo	MI	90	13293	
		wo/Turbo	HI	80	13324	
	89-87	Hitachi Unit	HI,MI	70	14717	
		Mitsubishi Unit	HI,MI	70	14717	
	86-84	w/Turbo, Hitachi Unit	HI,MI	70	14717	
w/Turbo, Mitsubishi Unit		HI,MI	70	14717		
wo/Turbo		HI	70	14655		

## ALTERNATORS / ALTERNATEURS / ALTERNADORES

Liter Litre Litro	Year Année Año	Options Options Opciones	Mfg.	Amp	Reman	New Nouveau Nuevo	
<b>NISSAN - continued</b>							
<b>310</b>							
1.4L	80-79	w/AC	HI	60	14652		
		wo/AC	HI	50	14255		
1.5L	82-81	w/AC	HI	60	14652		
		wo/AC	HI	50	14255		
<b>350Z</b>							
3.5L	09-07		MI	150	11340		
	06-03		MI	110	11052		
<b>370Z</b>							
3.7L	10	To 2/2010	MI	150	11340		
	09		MI	150	11340		
<b>410, 411</b>							
1.2L	65-63	w/Negative Ground	HI	35	14101		
<b>510</b>							
1.6L	73-70	Std	HI	35	14105		
		Opt	HI	60	14118		
	69-68		HI	35	14101		
2.0L	81-78	Std	HI	50	14255		
		Opt	HI	60	14652		
<b>520, 521 PICKUP</b>							
1.6L	72-69		HI	35	14105		
<b>610</b>							
1.8L	73		HI	60	14118		
2.0L	76-74		HI	60	14214		
<b>620 PICKUP</b>							
1.6L	73-72		HI	35	14105		
1.8L	74		HI	35	14105		
2.0L	79-78		HI	35	14231	N14231	
	77-75		HI	35	14105		
<b>710</b>							
1.8L	74		HI	60	14118		
2.0L	77-75		HI	60	14214		
<b>720 PICKUP</b>							
2.0L	86-83	Std	HI	50	14255		
		Opt	HI	60	14652		
	80		HI	35	14231	N14231	
2.2L	83-81	Std	HI	50	14255		
		Opt	HI	60	14652		
2.2L (Diesel)	83-81		HI	50	14615		
2.4L	86-85		HI	60	14659		
		84-83	Std, 2WD	HI	50	14255	
			Std, 4WD	HI	50	14255	
		Opt	HI	60	14652		
2.5L (Diesel)	86-83		HI	50	14952		
<b>810</b>							
2.4L	81-78		HI	60	14185		
	77		HI	60	14118		
<b>1200</b>							
1.2L	73-71		HI	35	14105		
<b>ALTIMA</b>							
2.4L	01-98		HI	100	13760	N13760	
	97-95		HI	80	13636	N13636	
	94-93		HI	80	13474	N13474	
2.5L	09-07		VA	110	11258	N11258	
	06-02		HI	110	13939	N13939	



# ALTERNATORS / ALTERNATEURS / ALTERNADORES

Liter Litre Litro	Year Année Año	Options Options Opciones	Mfg.	Amp	Reman	New Nouveau Nuevo
<b>NISSAN - continued</b>						
<b>ALTIMA - continued</b>						
3.5L	12-07		MI	130	11341	N11341
	06-02		HI	110	13940	N13940
<b>ARMADA</b>						
5.6L	12-08		VA	130	11256	
	07	From 1/2007 To 1/2007	VA	130	11256	
			HI	130	11165	
	06-04		HI	130	11120	
<b>AXXESS</b>						
2.4L	95-93		MI	80	11102	
	92-91	Hitachi Unit	HI	80	13327	
		Mitsubishi Unit	MI	80	13286	
	90-89		HI	80	13327	
<b>B210</b>						
1.3L	74		HI	35	14105	
1.4L	78		HI	50	14255	
	77-75		HI	60	14214	
<b>CUBE</b>						
1.8L	12-10		MI	110	11414	
	09		MI	110	11343	
<b>D21 PICKUP</b>						
<p><i>1991 NISSAN TRUCKS THAT HAVE EXHIBITED "NO START" AND "NO OUTPUT" CONDITIONS SHOULD HAVE THE "Y" WIRE CHECKED AT "DIODE 59E". QUITE A FEW TRUCKS HAD A WIRE TIE (USED TO HOLD THE HARNESS WIRES) ATTACHED TO THE "Y" WIRE NEAR "DIODE 59E" AND NOT TO THE DIODE ITSELF. VIBRATION MAY CAUSE DAMAGE TO THIS "Y" WIRE - AND SUBSEQUENTLY THE "L" CIRCUIT WIRES. THIS MAY CAUSE THE ALTERNATOR NOT TO CHARGE AT RPM'S UNDER 3600. REPAIR THESE WIRES AS NECESSARY.</i></p>						
2.4L	97-95		HI	60	13644	N13644
	94		HI	60	13531	N13531
	93-90		HI	60	13287	N13287
	89-86		HI	60	14659	
2.5L (Diesel)	88-86		HI	60	14663	
3.0L	96-95		HI	70	13643	N13643
	94-91		HI	70	13533	N13533
	90		HI	70	13285	N13285
	89-86		HI	60	14660	
<b>F10</b>						
1.4L	78	w/External Reg	HI	60	14214	
		w/Internal Reg	HI	50	14255	
	77-76		HI	60	14214	
<b>FRONTIER PICKUP</b>						
2.4L	04-98		HI	70	13778	N13778
2.5L	12-05		HI	110	11119	
3.3L	04-03		HI	100	11027	
	02-99		HI	80	13789	N13789
4.0L	12-08		VA	130	11256	
	07-05		HI	110	11121	N11121
<b>MAXIMA</b>						
<p><i>THE 13639 AND 13826MAY VERY POSSIBLY INTERCHANGE. MAKE SURE PULLEYS AND MOUNTINGS MATCH BEFORE DOING THIS.</i></p>						
<p><i>1992 MAXIMA'S HAVE HAD A PROBLEM WITH THE BATTERY CABLE COMING LOOSE AT THE ALTERNATOR. THE RESULTS ARE ARCING AND BURNING, WHICH MAY CAUSE LOW OR NO OUTPUT TO THE BATTERY, AND MAY CAUSE THE ALTERNATOR TO FAIL. BE SURE THIS CONNECTION IS CLEAN AND TIGHT ON INSTALLATION.</i></p>						
2.4L	84-81		HI	60	14592	
2.8L (Diesel)	83-81		HI	60	14613	
3.0L	01		HI	110	13639	N13639
	00		HI	110	13826	N13826
	99		HI	110	13639	N13639

# ALTERNATORS / ALTERNATEURS / ALTERNADORES

Liter Litre Litro	Year Année Año	Options Options Opciones	Mfg.	Amp	Reman	New Nouveau Nuevo
<b>NISSAN - continued</b>						
<b>MAXIMA - continued</b>						
3.0L	98	Exc SE Models	HI	110	13639	N13639
		SE Models	HI	110	13639	N13639
	97-95	Std	HI	110	13639	N13639
		Opt	HI	125	13612	N13612
	94-92	DOHC SOHC	HI	95	13477	
			HI	90	14661	N14661
91-86		HI	90	14661	N14661	
85	Hitachi Unit, Std Hitachi Unit, Opt Mitsubishi Unit	HI	90	14661	N14661	
		HI	90	14661	N14661	
		HI,MI	70	14717		
3.5L	12-09		MI	130	11341	N11341
	08-04		VA	120	11017	N11017
	03-02		HI	110	13826	N13826
<b>MICRA</b>						
1.2L	91-90		MI	60	14480	
	89-88		MI	50	14479	
	87-84		MI	50	14478	
<b>MULTI</b>						
2.0L	88-86		HI	70	14665	
<b>MURANO</b>						
<i>2003-05 NISSAN MURANO MODELS ARE SUBJECT TO A RECALL (#05V319000) FOR THE POSSIBILITY OF A WIRE BREAKING INSIDE THE ALTERNATOR, CAUSING THE CHARGING SYSTEM TO STOP FUNCTIONING. IF THIS HAPPENS, THE BATTERY AND BRAKE WARNING LIGHTS WILL ILLUMINATE, AND THE BATTERY WILL BEGIN TO DISCHARGE. AFTER A SHORT TIME, THE ENGINE WILL GO INTO A "FAIL SAFE" MODE, WHICH WILL LIMIT ENGINE SPEED. SOON AFTER THIS, THE ENGINE WILL STOP RUNNING COMPLETELY. DEALERS ARE INSPECTING AND REPLACING THESE UNITS WITH A MODIFIED VERSION WHICH PREVENTS MOVEMENT OF THE COIL.</i>						
3.5L	12-09		MI	130	11341	N11341
	07-03		HI	110	13826	N13826
<b>NV1500</b>						
4.0L	12		VA	130	11256	
<b>NV2500</b>						
4.0L	12		VA	130	11256	
<b>NV3500</b>						
5.6L	12		VA	130	11256	
<b>NX</b>						
1.6L	93-91	Hitachi Unit	HI,MI	70	13334	N13334
		Mitsubishi Unit	HI,MI	70	13334	N13334
2.0L	93-91		HI,MI	80	13329	N13329
<b>PATHFINDER</b>						
2.4L	88-87		HI	60	14659	
3.0L	95		HI	70	13643	N13643
	94-91		HI	70	13533	N13533
		90		HI	70	13285
	89-87		HI	60	14660	
3.3L	00-98		HI	90	13713	N13713
	97	w/B+ Post on Rear of Alt	HI	90	13638	N13638
		w/B+ Post on Side of Alt	HI	90	13713	N13713
96		HI	90	13638	N13638	
3.5L	04		MI	110	11052	
	03		MI	110	11051	
	02-01		HI	110	13900	N13900
4.0L	12-08		VA	130	11256	
	07-06	Exc S Models	HI	130	11165	
S Models		HI	110	11121	N11121	

## ALTERNATORS / ALTERNATEURS / ALTERNADORES

Liter Litre Litro	Year Année Año	Options Options Opciones	Mfg.	Amp	Reman	New Nouveau Nuevo
<b>NISSAN - continued</b>						
<b>PATHFINDER - continued</b>						
4.0L	05	Exc XE Models XE Models	HI	130	11165	
			HI	110	11121	N11121
5.6L	12-08		VA	130	11256	
	04		HI	130	11120	
<b>PULSAR</b>						
<i>MANY OF THE MODELS BELOW WERE SUPPLIED WITH EITHER THE HITACHI OR MITSUBISHI UNIT AS ORIGINAL EQUIPMENT.</i>						
1.5L	84-83		HI	60	14652	
1.6L	90-89	Hitachi Unit, Std	HI,MI	65	13250	N13250
		Hitachi Unit, Opt	HI	70	14716	
		Mitsubishi Unit	HI,MI	65	13250	N13250
	88	Hitachi Unit	HI,MI	60	14719	
		Mitsubishi Unit	HI,MI	60	14719	
	87	DOHC, w/AC, Hitachi Unit	HI,MI	70	14243	
		DOHC, w/AC, Mitsubishi Unit	HI,MI	70	14243	
		DOHC, wo/AC, Hitachi Unit	HI,MI	70	14720	
		DOHC, wo/AC, Mitsubishi Unit	HI,MI	70	14720	
		SOHC, Hitachi Unit	HI,MI	60	14719	
		SOHC, Mitsubishi Unit	HI,MI	60	14719	
	86-83	w/AC	HI	60	14652	
		wo/AC	HI	50	14255	
1.8L	89-88	Hitachi Unit, 4-Groove Pulley	HI,MI	70	14243	
		Hitachi Unit, 10-Groove Pulley	HI,MI	70	14720	
		Mitsubishi Unit, 4-Groove Pulley	HI,MI	70	14243	
		Mitsubishi Unit, 10-Groove Pulley	HI,MI	70	14720	
<b>PULSAR NX - SEE PULSAR</b>						
<b>QUEST VAN</b>						
<i>NISSAN TSB # NTB95-018 REFERS TO ADJUSTING OR RE-SETTING DRIVE BELT TENSION. IT IS IMPORTANT THAT THE TENSION (DEFLECTION) IS SET WITHIN SPECS. OVER-TIGHTENING MAY CAUSE ALTERNATOR DAMAGE. (THE MERCURY VILLAGER IS THE SAME VEHICLE).</i>						
<i>THIS VEHICLE HAS HAD PROBLEMS WITH THE LIFT GATE LATCH CAUSING THE REAR DOOR TO NOT SHUT PROPERLY. THIS ALLOWS THE LIFT GATE LIGHT TO REMAIN ON, AND MAY CAUSE THE BATTERY TO DISCHARGE. IT IS SUGGESTED THAT THIS LATCH BE REPLACED.</i>						
3.0L	98-93		MI	110	13473	N13473
3.3L	02-99		MI	125	13821	N13821
3.5L	12-11		MI	130	11341	N11341
	09-04		VA	145	11018	N11018
<b>ROGUE</b>						
2.5L	12-08		HI	110	11163	
<b>SENTRA</b>						
1.5L	83-82		HI	50	14255	
1.6L	99-97		HI	80	13728	N13728
	96-95		HI	70	13637	N13637
	94-91	Hitachi Unit	HI,MI	70	13334	N13334
		Mitsubishi Unit	HI,MI	70	13334	N13334
	90-89	Hitachi Unit, Std	HI,MI	65	13250	N13250
		Hitachi Unit, Opt	HI	70	14716	
		Mitsubishi Unit	HI,MI	65	13250	N13250
	88-87	Hitachi Unit	HI,MI	60	14719	
		Mitsubishi Unit	HI,MI	60	14719	
	86	Hitachi Unit, From 1/1986	HI,MI	60	14719	
		Hitachi Unit, To 12/1985	HI	60	14652	
		Mitsubishi Unit	HI,MI	60	14719	
	85		HI	60	14652	
	84-83		HI	50	14255	

## ALTERNATORS / ALTERNATEURS / ALTERNADORES

Liter Litre Litro	Year Année Año	Options Options Opciones	Mfg.	Amp	Reman	New Nouveau Nuevo
<b>NISSAN - continued</b>						
<b>SENTRA - continued</b>						
1.7L (Diesel)	87	Exc Canada Canada	HI	60	14653	
	86-83		HI	70	14753	
1.8L	06-02		HI	60	14653	
	01-00		HI	80	13937	N13937
2.0L	12-11		HI	100	13827	N13827
	10-07		MI	100	11413	
2.0L	01-00		MI	110	11343	
	01-00		HI	100	13828	N13828
	99-98		HI,MI	80	13640	
	94-91	Hitachi Unit Mitsubishi Unit	HI,MI HI,MI	80 80	13329 13329	N13329 N13329
2.5L	09-07		VA	110	11258	N11258
	06-02		HI	110	13939	N13939
<b>STANZA</b>						
2.0L	89	w/AC, Hitachi Unit	HI,MI	70	14243	
		w/AC, Mitsubishi Unit	HI,MI	70	14243	
		wo/AC, Hitachi Unit	HI,MI	70	14720	
		wo/AC, Mitsubishi Unit	HI,MI	70	14720	
	88-86	Sedan, w/AC, Hitachi Unit	HI,MI	70	14243	
		Sedan, w/AC, Mitsubishi Unit	HI,MI	70	14243	
		Sedan, wo/AC, Hitachi Unit	HI,MI	70	14720	
		Sedan, wo/AC, Mitsubishi Unit	HI,MI	70	14720	
		Wagon	HI	70	14665	
	85-84		HI	70	14665	
83-82		MI	60	14588		
2.4L	92-90	Hitachi Unit	HI	80	13327	
		Mitsubishi Unit	MI	80	13286	
<b>TITAN</b>						
5.6L	12-08		VA	130	11256	
	07		HI	130	11165	
	06-04		HI	130	11120	
<b>VAN</b>						
2.4L	90-87	1-Groove Pulley	HI	70	14749	
<b>VERSA</b>						
1.6L	11-09		MI	120	11344	
1.8L	12-10		MI	100	11413	
	09	From 9/2008	MI	100	11413	
		To 9/2008	MI	110	11343	
08-07		MI	110	11343		
<b>XTERRA</b>						
2.4L	04-00		HI	70	13778	N13778
3.3L	04-03		HI	100	11027	
	02-99		HI	80	13789	N13789
4.0L	12-08		VA	130	11256	
	07	Hitachi Unit	HI	110	11121	N11121
		Valeo Unit	VA	130	11256	
06-05		HI	110	11121	N11121	
<b>X-TRAIL</b>						
2.5L	06-05		HI	110	11163	

# ALTERNATORS / ALTERNATEURS / ALTERNADORES

Liter Litre Litro	Year Année Año	Options Options Opciones	Mfg.	Amp	Reman	New Nouveau Nuevo
<b>OLDSMOBILE</b>						
<p><i>VARIOUS GM TSB'S INDICATE "GENERATORS (ALTERNATORS) ARE BEING REPLACED BECAUSE OF COMMENTS OF LOW VOLTAGE READINGS OR DIM LIGHTS AT IDLE. THIS CONDITION IS A NORMAL OPERATING CHARACTERISTIC OF THE VEHICLE, AND NO REPAIRS SHOULD BE ATTEMPTED UNLESS A PROVEN FAULT HAS BEEN FOUND. ANY VEHICLE MAY HAVE A LOW VOLTAGE READING ... WHEN ELECTRICAL LOADS ARE HEAVY AT IDLE, OR UNDER VERY SLOW DRIVING CONDITIONS. AT IDLE, VEHICLE LOADS MAY EXCEED THE LOW SPEED OUTPUT CAPABILITIES OF THE GENERATOR (ALTERNATOR), BUT THE BATTERY CAN SUPPLY THIS SHORTFALL FROM IT'S RESERVE CAPACITY FOR SHORT PERIODS." THESE BULLETINS GO ON TO SAY THAT GENERATOR (ALTERNATOR) OUTPUT CAN BE AS LOW AS 35% OF FULL RATED OUTPUT AT TIMES, AND THAT THIS MAY NOT BE ENOUGH TO HANDLE THE LOADS AT TIMES OF HIGHER TEMPERATURES AND / OR SLOWER ENGINE SPEEDS. IN A NUTSHELL - DO NOT ASSUME THERE IS A PROBLEM, UNLESS ONE CAN BE FOUND.</i></p>						
<b>88 - SEE DELTA 88</b>						
<b>98</b>						
<p><i>GENERAL MOTORS HAS SUPERSEDED THE 8158-5 (105A - 1st PRODUCTION) WITH THE 8192-5 (140A - 3rd PRODUCTION). IN BETWEEN THIS, THEY USED THE 8103-7 (105A CS130 UNIT). BOTH THE 8158-5 AND THE 8103-7 CAN BE REPLACED BY THE 8192-5. ALTHOUGH ELECTRICALLY SIMILAR, THE CHANGE REQUIRES ADDITIONAL PARTS FOR INSTALLATION:</i></p>						
<p><i>1. A CS144 HARNESS PLUG - GM PART # PT494 IS ONLY NEEDED WHEN REPLACING THE 8158-5, AS THE 8103-7 PLUG IS IDENTICAL TO THE 8192-5. 2. A REPLACEMENT BATTERY CABLE (a) FOR THE 3.8L(231-L) V6, USE GM PART # 2SW44-1D (b) FOR THE 3.8L(231-1) V6, USE GM PART # 2SW43-1B. 3. A REPLACEMENT ALTERNATOR BELT (a) FOR THE 3.8L(231-L) V6, USE GM PART # 24504258 (b) FOR THE 3.8L(231-1) V6, USE GM PART # 24504257.</i></p>						
<p><i>THE 8213-7 AND 8193-5 LOOK SIMILAR, BUT DO NOT INTERCHANGE. THE 8213-7 HAS A REAR THREADED MOUNTING HOLE AT 3:00, WHEREAS THE 8193-5 HAS ONE AT 6:00. ALSO, THE 3:00 MOUNTING HOLE ON THE 8213-7 MAY INTERFERE PHYSICALLY IF TRIED TO FIT THE 8193-5 APPLICATION.</i></p>						
3.0L (181) V6	85	Std Opt HD	DR DR	85 108	7134-12 7290-12	N7290-12 N7290-12
3.8L (231) V6	98-96		DR	140	8213-7	N8213-7
	95	w/Supercharger	DR	140	8192-5	N8192-5
		wo/Supercharger	DR	124	8193-5	N8193-5
	94	External Fan Alt, Std	DR	105	8103-7	N8103-7
		External Fan Alt, Opt	DR	140	8192-5	N8192-5
		Internal Fan Alt	DR	105	8158-5	
	93	w/Supercharger	DR	105	8103-7	N8103-7
		wo/Supercharger	DR	105	8103-7	N8103-7
	92	w/Supercharger, w/Heated Windshield	DR	140	7984-5	
		w/Supercharger, wo/Heated Windshield	DR	105	8103-7	N8103-7
		wo/Supercharger, w/Heated Windshield	DR	140	7984-2	
		wo/Supercharger, wo/Heated Windshield	DR	105	8103-7	N8103-7
91	w/Heated Windshield, w/1:00 Alt Plug	DR	140	7984-2		
	w/Heated Windshield, w/7:00 Alt Plug	DR	140	7984-7		
	wo/Heated Windshield, w/7:00 Alt Plug	DR	105	8103-7	N8103-7	
	wo/Heated Windshield, w/11:00 Alt Plug	DR	105	8103-11	N8103-11	
90-88		DR	105	7914-11	N7914-11	
87		DR	120	7864-11	N7864-11	
86	w/2-Pin Alt Plug	DR	108	7854-9		
	w/4-Pin Alt Plug	DR	120	7805-11		
85	Std	DR	108	7290-12	N7290-12	
	Opt	DR	108	7290-12	N7290-12	
4.1L (252) V6	83	w/AC	DR	78	7273-9	N7273-9
		wo/AC, w/HBW	DR	78	7273-3	N7273-3
		wo/AC, wo/HBW	DR	63	7127-3	N7127-3
	82-81	w/AC, Std	DR	70	7137-6	
		w/AC, Opt HD	DR	85	7134-6	
		wo/AC, w/HBW	DR	85	7134-3	
wo/AC, wo/HBW	DR	63	7127-3	N7127-3		
	wo/AC, Opt HD	DR	85	7134-3		
4.3L (260) V6 (Diesel)	85		DR	94	7294-R	
5.0L (307) V8	84		DR	78	7292-9	N7830-9
	83	w/AC	DR	78	7273-9	N7273-9
		wo/AC, w/HD Cooling	DR	78	7273-3	N7273-3
wo/AC, wo/HD Cooling	DR	78	7273-9	N7273-9		

## ALTERNATORS / ALTERNATEURS / ALTERNADORES

Liter Litre Litro	Year Année Año	Options Options Opciones	Mfg.	Amp	Reman	New Nouveau Nuevo
<b>OLDSMOBILE - continued</b>						
<b>98 - continued</b>						
5.0L (307) V8	82-81	w/AC or HBW	DR	70	7137-6	
		wo/AC, Std, w/3:00 Alt Plug	DR	63	7127-3	N7127-3
		wo/AC, Std, w/9:00 Alt Plug	DR	63	7127-9	N7127-9
		wo/AC, Opt, w/3:00 Alt Plug	DR	85	7134-3	
		wo/AC, Opt, w/6:00 Alt Plug	DR	70	7137-6	
	80	w/AC, w/HBW, Std	DR	63	7127-3	N7127-3
		w/AC, w/HBW, Opt	DR	85	7134-3	
		w/AC, wo/HBW, w/3:00 Alt Plug	DR	63	7127-3	N7127-3
		w/AC, wo/HBW, w/9:00 Alt Plug	DR	63	7127-9	N7127-9
		wo/AC Opt HD	DR	63 70	7127-3 7137-6	N7127-3 N7127-3
5.4L (330) V8	67-64		DR	60	7111	
5.7L (350) V8	80	w/AC, w/HD Cooling	DR	63	7127-9	N7127-9
		w/AC, wo/HD Cooling	DR	63	7127-3	N7127-3
		wo/AC	DR	63	7127-3	N7127-3
		Opt HD	DR	70	7137-6	
	79-77	w/DbI Mtg Foot (Opt HD)	DR	80	7135	
		w/Sgl Mtg Foot	DR	63	7127-3	N7127-3
	73		DR	63	7127-3	N7127-3
	72		DR	55	7133	
71-68		DR	55	7122		
5.7L (350) V8 (Diesel)	84		DR	78	7292-9	N7830-9
	83	w/AC	DR	78	7273-9	N7273-9
		wo/AC	DR	78	7273-3	N7273-3
	82	w/AC	DR	70	7137-6	
		wo/AC, Std wo/AC, Opt	DR DR	63 85	7127-3 7134-3	N7127-3
	81	w/AC	DR	70	7137-6	
		wo/AC, Std	DR	63	7127-3	N7127-3
		wo/AC, Opt	DR	70	7137-6	
	80	w/AC, w/3:00 Alt Plug	DR	63	7127-3	N7127-3
		w/AC, w/9:00 Alt Plug	DR	63	7127-9	N7127-9
wo/AC Opt HD		DR DR	63 70	7127-3 7137-6	N7127-3 N7127-3	
79-78	w/DbI Mtg Foot (Opt HD)	DR	80	7135		
	w/Sgl Mtg Foot	DR	63	7127-3	N7127-3	
6.1L (371) V8	59-58		DR	30	9005	
6.5L (394) V8	64-63	w/Alternator	DR	60	7111	
	60-59		DR	30	9005	
6.6L (400) V8	75	w/DbI Mtg Foot (Opt HD)	DR	80	7135	
		w/Sgl Mtg Foot, w/AC, w/HBW	DR	63	7127-3	N7127-3
		w/Sgl Mtg Foot, w/AC, wo/HBW	DR	63	7127-9	N7127-9
		w/Sgl Mtg Foot, wo/AC	DR	63	7127-9	N7127-9
6.6L (403) V8	79-77	w/DbI Mtg Foot (Opt HD)	DR	80	7135	
		w/Sgl Mtg Foot	DR	63	7127-3	N7127-3
7.0L (425) V8	67-65		DR	60	7111	
7.5L (455) V8	76-75	w/DbI Mtg Foot (Opt HD)	DR	80	7135	
		w/Sgl Mtg Foot	DR	63	7127-3	N7127-3
	74-73		DR	63	7127-3	N7127-3
	72	w/External Reg	DR	55	7133	
		w/Internal Reg	DR	63	7127-3	N7127-3
	71-70	w/External Reg	DR	55	7122	
		w/Internal Reg	DR	63	7127-3	N7127-3
69		DR	55	7122		
68		DR	60	7111		

# ALTERNATORS / ALTERNATEURS / ALTERNADORES

Liter Litre Litro	Year Année Año	Options Options Opciones	Mfg.	Amp	Reman	New Nouveau Nuevo
<b>OLDSMOBILE - continued</b>						
<b>442</b>						
5.7L (350) V8	70-68	w/External Reg	DR	55	7122	N7127-12
		w/Internal Reg	DR	63	7127-12	
6.6L (400) V8	69-65		DR	55	7122	
7.5L (455) V8	71-68	w/External Reg	DR	55	7122	N7127-12
		w/Internal Reg	DR	63	7127-12	
<b>ACHIEVA</b>						
<i>THE 8225-7 LOOKS JUST LIKE THE 8202-7, EXCEPT THE 8202-7 DOES NOT USE A PLASTIC COVER OVER THE STATOR-TO-RECTIFIER CONNECTIONS. INSTEAD, THERE IS AN AIR DUCT IN THE ENGINE COMPARTMENT THAT SNAPS IN THE HOLES ON THE BACK OF THE ALTERNATOR WHERE THE STATOR COVER WOULD NORMALLY GO. THE 8225-7 USES THE REGULAR STATOR COVER AS OTHER DELCO CS130's DO. BOTH UNITS USE THE SAME DELCO #445 REGULATOR.</i>						
2.3L (138) L4	95-93		DR	105	8169-11	N8169-11
			DR	105	7860-11	N7860-11
2.4L (146) L4	98-96		DR	105	8197-7	N8197-7
3.1L (189) V6	98		DR	105	8225-7	N8225-7
		w/Air Duct Cooling	DR	105	8202-7	N8202-7
		wo/Air Duct Cooling	DR	105	8225-7	N8225-7
			DR	105	8202-7	N8202-7
	95-94		DR	105	8171-7	N8171-7
3.3L (204) V6	93-92		DR	105	8137-11	N8137-11
<b>ALERO</b>						
2.2L (134) L4	04-02		VA	105	13944	N13944
2.4L (146) L4	01-99		DR	102	8228-7	N8228-7
3.4L (207) V6	04		BO	105	13989	N13989
		Bosch Unit	BO	105	13989	N13989
		Delco Unit	DR	105	8270-7	N8270-7
			DR	105	8270-7	N8270-7
			DR	105	8230-7	N8230-7
<b>AURORA</b>						
3.5L (214) V6	02-01		DR	125	8278	N8278
4.0L (244) V8	03-01		DR	125	8277	N8277
			DR	140	8188-11	N8188-11
			DR	140	8113-11	
<b>BRAVADA</b>						
4.2L (256) L6	04-02		DR	150	8290	N8290
4.3L (262) V6	01		DR	100	8283	N8283
			DR	105	8231-5	N8231-5
			DR	105	8206-5	N8206-5
			DR	100	8160-5	N8160-5
			DR	105	7861-7	N7861-7
<b>CALAIS - SEE CULTASS CALAIS</b>						
<b>CIERA - SEE CUTLASS CIERA</b>						
<b>CUSTOM CRUISER</b>						
5.0L (305) V8	92-91		DR	105	7861-11	N7861-11
5.0L (307) V8	90-88		DR	105	7888-3	N7888-3
		Std	DR	78	7292-3	N7830-9
		Opt	DR	94	7830-9	
		Std	DR	78	7292-3	N7830-9
		Opt	DR	94	7830-3	
			DR	78	7292-9	N7830-9
		w/AC	DR	78	7273-9	N7273-9
wo/AC, w/HD Cooling	DR	78	7273-3	N7273-3		
wo/AC, wo/HD Cooling	DR	78	7273-9	N7273-9		

## ALTERNATORS / ALTERNATEURS / ALTERNADORES

Liter Litre Litro	Year Année Año	Options Options Opciones	Mfg.	Amp	Reman	New Nouveau Nuevo
<b>OLDSMOBILE - continued</b>						
<b>CUSTOM CRUISER - continued</b>						
5.0L (307) V8	82	w/AC	DR	70	7137-6	N7127-9
		wo/AC, Std	DR	63	7127-9	
		wo/AC, Opt	DR	85	7134-6	
	81-80	Std, w/3:00 Alt Plug	DR	63	7127-3	N7127-3
		Std, w/9:00 Alt Plug	DR	63	7127-9	N7127-9
		Opt HD	DR	70	7137-6	
5.7L (350) V8	92		DR	105	7861-11	N7861-11
	80	w/HD Cooling	DR	63	7127-9	N7127-9
		wo/HD Cooling	DR	63	7127-3	N7127-3
		Opt HD	DR	70	7137-6	
	79-77	w/DbI Mtg Foot (Opt HD)	DR	80	7135	
		w/Sgl Mtg Foot	DR	63	7127-3	N7127-3
	73		DR	63	7127-3	N7127-3
	72	w/External Reg	DR	55	7133	
w/Internal Reg		DR	63	7127-3	N7127-3	
71	w/AC, w/External Reg	DR	55	7122		
	w/AC, w/Internal Reg	DR	63	7127-3	N7127-3	
	wo/AC	DR	63	7127-3	N7127-3	
5.7L (350) V8 (Diesel)	85		DR	78	7292-9R	
	84	w/AC	DR	78	7292-9	N7830-9
		w/HBW	DR	78	7292-3	
		wo/AC	DR	78	7292-3	
	83	w/AC	DR	78	7273-9	N7273-9
		wo/AC	DR	78	7273-3	N7273-3
	82	w/AC	DR	70	7137-6	N7127-3
		wo/AC, Std	DR	63	7127-3	
		wo/AC, Opt	DR	85	7134-3	
	81	w/AC	DR	70	7137-6	N7127-3
wo/AC, Std		DR	63	7127-3		
wo/AC, Opt		DR	70	7137-6		
80	Std, w/3:00 Alt Plug	DR	63	7127-3	N7127-3	
	Std, w/9:00 Alt Plug	DR	63	7127-9	N7127-9	
	Opt HD	DR	70	7137-6		
79-78	w/DbI Mtg Foot (Opt HD)	DR	80	7135		
	w/Sgl Mtg Foot	DR	63	7127-3	N7127-3	
6.6L (400) V8	75	w/DbI Mtg Foot (Opt HD)	DR	80	7135	
		w/Sgl Mtg Foot, w/3:00 Alt Plug	DR	63	7127-3	N7127-3
		w/Sgl Mtg Foot, w/9:00 Alt Plug	DR	63	7127-9	N7127-9
6.6L (403) V8	79-77	w/DbI Mtg Foot (Opt HD)	DR	80	7135	
		w/Sgl Mtg Foot	DR	63	7127-3	N7127-3
7.5L (455) V8	76-75	w/DbI Mtg Foot (Opt HD)	DR	80	7135	
		w/Sgl Mtg Foot	DR	63	7127-3	N7127-3
	74-73		DR	63	7127-3	N7127-3
	72	w/External Reg	DR	55	7133	
		w/Internal Reg	DR	63	7127-3	N7127-3
71	w/AC, w/External Reg	DR	55	7122		
	w/AC, w/Internal Reg	DR	63	7127-3	N7127-3	
	wo/AC	DR	63	7127-3	N7127-3	
<b>CUTLASS</b>						
2.3L (138) L4	91-90		DR	105	7860-11	N7860-11
2.8L (173) V6	89	w/6mm B+ Stud	DR	105	7939-3	N7939-3
	88	w/Square B+ Terminal	DR	100	7910-3	N7910-3
3.1L (189) V6	00		DR	105	8270-7	N8270-7
	99		DR	102	8249-7	N8249-7
	98		DR	105	8230-7	N8230-7
	97	Exc Supreme, w/Threaded Mtg Foot	DR	105	8230-7	N8230-7
		Exc Supreme, w/Unthreaded Mtg Foot	DR	102	8229-7	N8229-7
	Supreme	DR	105	8156-3	N8156-3	



# ALTERNATORS / ALTERNATEURS / ALTERNADORES

Liter Litre Litro	Year Année Año	Options Options Opciones	Mfg.	Amp	Reman	New Nouveau Nuevo
<b>OLDSMOBILE - continued</b>						
<b>CUTLASS - continued</b>						
3.1L (189) V6	96-94		DR	105	8156-3	N8156-3
	93	VIN M	DR	105	8156-3	N8156-3
		VIN T	DR	105	7939-3	N7939-3
	92-89		DR	105	7939-3	N7939-3
<i>THE 1993-92 CUTLASS USED AN ALTERNATOR (8130-11) THAT HAD A SPECIAL RECTANGULAR PROTRUSION ON THE SIDE OF THE REAR FRAME TO ALLOW A PLASTIC COVER, USED FOR AIR FLOW, TO CLIP TO THE ALTERNATOR. THIS COVER MUST BE REMOVED FROM THE OLD ALTERNATOR AND TRANSFERRED TO THE NEW UNIT UPON INSTALLATION.</i>						
3.4L (207) V6	96-94		DR	105	8155-3	N8155-3
	93-92		DR	105	8130-11	N8130-11
	91		DR	105	7860-11	N7860-11
3.5L (215) V8	63	w/Alternator	DR	60	7111	
3.7L (225) L6	65-63		DR	60	7111	
3.8L (231) V6	87-85	w/AC	DR	70	7137-6	N7273-3
		wo/AC	DR	78	7273-3	
	84	w/AC, Std	DR	70	7137-6	N7273-3
		w/AC, Opt	DR	85	7134-6	
		wo/AC, w/HBW	DR	78	7273-3	
		wo/AC, wo/HBW	DR	63	7127-3	
	83	w/AC, California	DR	78	7273-6	N7273-3
		w/AC, Federal, Std	DR	70	7137-6	
		w/AC, Federal, Opt	DR	85	7134-6	
		w/HBW, California	DR	78	7273-3	
		w/HBW, Federal	DR	70	7137-6	
		wo/AC, California	DR	63	7127-3	
	wo/AC, Federal, Std	DR	78	7273-3	N7273-3	
		wo/AC, Federal, Opt	DR	85		7134-3
	82-81	w/AC, Std	DR	70	7137-6	N7127-3
		w/AC, Opt	DR	85	7134-6	
w/HBW		DR	85	7134-3		
wo/AC		DR	63	7127-3		
80	w/AC, Std	DR	63	7127-3	N7127-3	
	w/AC, Opt	DR	70	7137-6		
	wo/AC	DR	63	7127-3		
79-78		DR	63	7127-3	N7127-3	
77	w/AC, w/Dbl Mtg Foot	DR	80	7135	N7127-3	
	w/AC, w/Sgl Mtg Foot	DR	63	7127-3		
	wo/AC	DR	63	7127-3		
4.1L (250) L6	76-75		DR	63	7127-9	N7127-9
	71-70		DR	55	7122	
	69-66		DR	60	7111	
4.3L (260) V6 (Diesel)	85		DR	94	7830-3R	
	84	w/Gauges	DR	78	7292-3R	
		wo/Gauges	DR	78	7292-3	
	83	w/Gauges, w/AC	DR	78	7292-6R	N7127-3
		w/Gauges, wo/AC	DR	78	7292-3R	
		wo/Gauges, w/AC	DR	78	7292-3	
		wo/Gauges, wo/AC, w/HBW	DR	78	7292-3	
		wo/Gauges, wo/AC, wo/HBW	DR	63	7127-3	
	82	w/Gauges, w/AC, w/6:00 Alt Plug	DR	85	7134-6R	N7127-3
		w/Gauges, w/AC, w/12:00 Alt Plug	DR	85	7134-R	
w/Gauges, wo/AC, w/HBW, w/3:00 Alt Plug		DR	63	7282-3		
w/Gauges, wo/AC, w/HBW, w/6:00 Alt Plug		DR	85	7134-6R		
w/Gauges, wo/AC, w/HBW, w/12:00 Alt Plug		DR	85	7134-R		
w/Gauges, Opt HD		DR	85	7134-6R		
wo/Gauges, w/AC		DR	70	7137-6		
wo/Gauges, wo/AC		DR	63	7127-3		
wo/Gauges, Opt HD	DR	85	7134-6			

## ALTERNATORS / ALTERNATEURS / ALTERNADORES

Liter Litre Litro	Year Année Año	Options Options Opciones	Mfg.	Amp	Reman	New Nouveau Nuevo
<b>OLDSMOBILE - continued</b>						
<b>CUTLASS - continued</b>						
4.3L (260) V8	82	w/Gauges	DR	85	7134-6R	N7127-9
		wo/Gauges, Std	DR	63	7127-9	
		wo/Gauges, Opt	DR	70	7137-6	
	81-80	Std, w/3:00 Alt Plug	DR	63	7127-3	N7127-3
		Std, w/9:00 Alt Plug	DR	63	7127-9	N7127-9
		Opt HD	DR	70	7137-6	
	79-77	w/Dbl Mtg Foot (Opt HD)	DR	80	7135	N7127-3
		w/Sgl Mtg Foot	DR	63	7127-3	
	76-75		DR	63	7127-3	N7127-3
	4.3L (260) V8 (Diesel)	80-79	w/Gauges, w/Dbl Mtg Foot (Opt HD)	DR	80	7135-R
w/Gauges, w/Sgl Mtg Foot			DR	63	7282-3	
wo/Gauges, w/Dbl Mtg Foot (Opt HD)			DR	80	7135	
wo/Gauges, w/Sgl Mtg Foot			DR	63	7127-3	
4.4L (267) V8	82-81	Std	DR	63	7127-3	N7127-3
		Std HD	DR	85	7134-3	
		Opt HD	DR	85	7134-3	
5.0L (305) V8	87-83		DR	78	7273-3	N7273-3
	82-80	Std	DR	63	7127-3	N7127-3
		Opt HD	DR	85	7134-3	
79-78	w/Dbl Mtg Foot (Opt HD)	DR	80	7135	N7127-3	
w/Sgl Mtg Foot	DR	63	7127-3			
5.0L (307) V8	88		DR	78	7292-3	
	87-86	VIN 9	DR	78	7292-9	N7830-9
		VIN Y, Std, w/3:00 Alt Plug	DR	78	7292-3	
		VIN Y, Std, w/9:00 Alt Plug	DR	78	7292-9	
		VIN Y, Opt	DR	94	7830-9	
	85-84		DR	78	7292-9	N7830-9
	83		DR	78	7273-9	N7273-9
	82	w/AC, w/Tach	DR	85	7134-6R	N7127-9
		w/AC, wo/Tach	DR	70	7137-6	
		wo/AC	DR	63	7127-9	
81	w/AC	DR	63	7127-9	N7127-3	
	wo/AC	DR	63	7127-3		
	Opt HD	DR	70	7137-6		
5.4L (330) V8	67-63		DR	60	7111	
5.7L (350) V8	80	Std, w/3:00 Alt Plug	DR	63	7127-3	N7127-3
		Std, w/9:00 Alt Plug	DR	63	7127-9	
		Opt HD	DR	70	7137-6	
	79-77	w/Dbl Mtg Foot (Opt HD)	DR	80	7135	N7127-3
		w/Sgl Mtg Foot	DR	63	7127-3	
	76-73		DR	63	7127-3	N7127-3
	72	w/External Reg	DR	55	7133	N7127-12
		w/Internal Reg	DR	63	7127-12	
	71-68	w/External Reg	DR	55	7122	N7127-12
		w/Internal Reg	DR	63	7127-12	
5.7L (350) V8 (Diesel)	85-84	w/Gauges, w/AC	DR	78	7292-9R	N7830-9
		w/Gauges, wo/AC	DR	78	7292-3R	
		wo/Gauges, w/AC	DR	78	7292-9	
		wo/Gauges, wo/AC	DR	78	7292-3	
	83	w/Gauges, w/AC	DR	78	7273-9R	N7273-9
		w/Gauges, wo/AC	DR	78	7273-3R	
		wo/Gauges, w/AC	DR	78	7273-9	
		wo/Gauges, wo/AC	DR	78	7273-3	
	82-80	w/Gauges, Std	DR	63	7282-3	N7127-3
		w/Gauges, Opt	DR	85	7134-6R	
wo/Gauges, Std		DR	63	7127-3		
wo/Gauges, Opt		DR	70	7137-6		

## ALTERNATORS / ALTERNATEURS / ALTERNADORES

Liter Litre Litro	Year Année Año	Options Options Opciones	Mfg.	Amp	Reman	New Nouveau Nuevo
<b>OLDSMOBILE - continued</b>						
<b>CUTLASS - continued</b>						
5.7L (350) V8 (Diesel)	79	w/Gauges, w/DbI Mtg Foot (Opt HD)	DR	80	7135-R	N7127-3
		w/Gauges, w/Sgl Mtg Foot	DR	63	7282-3	
		wo/Gauges, w/DbI Mtg Foot (Opt HD)	DR	80	7135	
		wo/Gauges, w/Sgl Mtg Foot	DR	63	7127-3	
6.6L (400) V8	69	w/External Reg	DR	60	7111	N7127-3
		w/Internal Reg	DR	63	7127-3	
	68-65		DR	60	7111	
6.6L (403) V8	77	w/DbI Mtg Foot (Opt HD)	DR	80	7135	N7127-3
		w/Sgl Mtg Foot	DR	63	7127-3	
7.0L (425) V8	67-65		DR	60	7111	
7.5L (455) V8	76-70		DR	63	7127-3	N7127-3
<b>CUTLASS CALAIS</b>						
<i>THE ALTERNATOR BELT ON SOME CARS EQUIPPED WITH THE 2.5L ENGINE CAN FLY OFF IF THE WATER PUMP PULLEY IS NOT PROPERLY ALIGNED (USUALLY AS A RESULT OF RECENT WATER PUMP REPLACEMENT).</i>						
2.3L (138) L4	91-87		DR	105	7860-11	N7860-11
2.5L (151) L4	91	w/AC	DR	100	7801-3	N7801-3
		wo/AC	DR	74	7937-3	N7801-3
	90-88		DR	74	7937-3	N7801-3
	87-86	w/AC	DR	100	7801-3	N7801-3
		wo/AC	DR	100	7801-3	N7801-3
85	w/AC	DR	94	7294-12	N7294-12	
		wo/AC	DR	78	7273-12	N7273-12
3.0L (181) V6	88-87	w/AC	DR	105	7802-7	
		wo/AC	DR	105	7802-7	
	86	w/AC	DR	105	7802-7	
		wo/AC, Std	DR	105	7802-7	
	wo/AC, Opt	DR	105	7802-7		
	85	w/AC	DR	94	7294-12	N7294-12
		wo/AC	DR	78	7273-12	N7273-12
3.3L (204) V6	91-89		DR	74	7937-7	N7801-7
3.8L (231) V6	85	w/AC	DR	70	7137-6	N7273-3
		wo/AC	DR	78	7273-3	
	84	w/AC, Std	DR	70	7137-6	N7273-3 N7127-3
		w/AC, Opt	DR	85	7134-6	
		wo/AC, w/HBW	DR	78	7273-3	
		wo/AC, wo/HBW	DR	63	7127-3	
	83	w/AC, Std, California	DR	78	7273-6	N7127-3 N7273-3
		w/AC, Std, Federal	DR	70	7137-6	
		w/AC, Opt	DR	85	7134-6	
		wo/AC, Std, California	DR	63	7127-3	
		wo/AC, Std, Federal	DR	78	7273-3	
		wo/AC, Opt	DR	70	7137-6	
82-81	w/AC, Std	DR	70	7137-6	N7127-3	
	w/AC, Opt	DR	85	7134-6		
	wo/AC, w/HBW	DR	85	7134-3		
	wo/AC, wo/HBW	DR	63	7127-3		
80	w/AC, Std	DR	63	7127-3	N7127-3	
	w/AC, Opt	DR	70	7137-6		
	wo/AC	DR	63	7127-3		
	79-78		DR	63	7127-3	N7127-3
4.3L (260) V6 (Diesel)	84	w/Gauges	DR	78	7292-3R	N7127-3
		wo/Gauges	DR	78	7292-3	
	83	w/Gauges, w/AC	DR	78	7292-6R	
		w/Gauges, wo/AC	DR	78	7292-3R	
		wo/Gauges, w/AC	DR	78	7292-3	
		wo/Gauges, wo/AC, w/HBW	DR	78	7292-3	
	wo/Gauges, wo/AC, wo/HBW	DR	63	7127-3		

## ALTERNATORS / ALTERNATEURS / ALTERNADORES

Liter Litre Litro	Year Année Año	Options Options Opciones	Mfg.	Amp	Reman	New Nouveau Nuevo
<b>OLDSMOBILE - continued</b>						
<b>CUTLASS CALAIS - continued</b>						
4.3L (260) V6 (Diesel)	82	w/Gauges, w/AC, w/6:00 Alt Plug	DR	85	7134-6R	N7127-3
		w/Gauges, w/AC, w/12:00 Alt Plug	DR	85	7134-R	
		w/Gauges, wo/AC, w/HBW, w/3:00 Alt Plug	DR	63	7282-3	
		w/Gauges, wo/AC, w/HBW, w/6:00 Alt Plug	DR	85	7134-6R	
		w/Gauges, wo/AC, w/HBW, w/12:00 Alt Plug	DR	85	7134-R	
		w/Gauges, Opt HD, 1st Prod	DR	85	7134-6R	
		w/Gauges, Opt HD, 2nd Prod	DR	85	7134-6R	
		wo/Gauges, w/AC	DR	70	7137-6	
		wo/Gauges, wo/AC	DR	63	7127-3	
wo/Gauges, Opt HD	DR	85	7134-6			
4.3L (260) V8	82	w/Gauges	DR	85	7134-6R	N7127-9
		wo/Gauges, w/AC	DR	70	7137-6	
		wo/Gauges, wo/AC	DR	63	7127-9	
	81-80	Std, w/3:00 Alt Plug	DR	63	7127-3	N7127-3
		Std, w/9:00 Alt Plug	DR	63	7127-9	N7127-9
		Opt HD	DR	70	7137-6	
79-78	w/DbI Mtg Foot (Opt HD)	DR	80	7135	N7127-3	
	w/Sgl Mtg Foot	DR	63	7127-3		
4.3L (260) V8 (Diesel)	79	w/DbI Mtg Foot (Opt HD)	DR	80	7135-R	N7127-3
		w/Sgl Mtg Foot, w/Gauges	DR	63	7282-3	
		w/Sgl Mtg Foot, wo/Gauges	DR	63	7127-3	
4.4L (267) V8	82	Std	DR	63	7127-3	N7127-3
		Std HD	DR	85	7134-3	
		Opt HD	DR	85	7134-3	
5.0L (305) V8	84		DR	78	7273-3	N7273-3
			DR	63	7127-3	N7127-3
	80	Std	DR	63	7127-3	N7127-3
		Opt HD	DR	85	7134-3	
79-78	w/DbI Mtg Foot (Opt HD)	DR	80	7135	N7127-3	
	w/Sgl Mtg Foot	DR	63	7127-3		
5.0L (307) V8	85-84		DR	78	7292-9	N7830-9
			DR	78	7273-9	N7273-9
	82	w/AC, w/Tach	DR	85	7134-6R	N7127-9
		w/AC, wo/Tach	DR	70	7137-6	
wo/AC	DR	63	7127-9			
5.7L (350) V8	80	Std, w/3:00 Alt Plug	DR	63	7127-3	N7127-3
		Std, w/9:00 Alt Plug	DR	63	7127-9	N7127-9
		Opt HD	DR	70	7137-6	
	79	w/DbI Mtg Foot (Opt HD)	DR	80	7135	N7127-3
		w/Sgl Mtg Foot	DR	63	7127-3	
			DR	78	7292-9R	
5.7L (350) V8 (Diesel)	85		DR	78	7292-9R	N7830-9
			DR	78	7292-9R	
		w/Gauges, wo/AC	DR	78	7292-3R	
		wo/Gauges, w/AC	DR	78	7292-9	
	84	wo/Gauges, wo/AC	DR	78	7292-3	N7273-9
		w/Gauges, w/AC	DR	78	7273-9R	
		w/Gauges, wo/AC	DR	78	7273-3R	
		wo/Gauges, w/AC	DR	78	7273-9	
	wo/Gauges, wo/AC	DR	78	7273-3	N7273-3	
	83	w/Gauges, w/AC	DR	78	7273-9R	N7127-3
w/Gauges, wo/AC		DR	78	7273-3R		
wo/Gauges, w/AC		DR	78	7273-9		
wo/Gauges, wo/AC		DR	78	7273-3		
82-80	w/Gauges, Std	DR	63	7282-3	N7127-3	
	w/Gauges, Opt	DR	85	7134-6R		
	wo/Gauges, Std	DR	63	7127-3		
	wo/Gauges, Opt	DR	70	7137-6		
<b>CUTLASS CIERA</b>						
2.2L (134) L4	96-94		DR	105	8165-7	N8165-7
	93		DR	105	7861-7	N7861-7
2.5L (151) L4	92-87		DR	105	7860-11	N7860-11
	86-85		DR	78	7273-3	N7273-3

## ALTERNATORS / ALTERNATEURS / ALTERNADORES

Liter Litre Litro	Year Année Año	Options Options Opciones	Mfg.	Amp	Reman	New Nouveau Nuevo
<b>OLDSMOBILE - continued</b>						
<b>CUTLASS CIERA - continued</b>						
2.5L (151) L4	84	Std	DR	78	7273-3	N7273-3
		Opt	DR	94	7294-3	N7294-3
	83	w/AC or HBW wo/AC	DR	78	7273-3	N7273-3
			DR	63	7127-3	N7127-3
	82	w/AC wo/AC	DR	70	7137-6	
			DR	63	7127-3	N7127-3
2.8L (173) V6	89-88	w/AC	DR	105	7860-7	N7860-7
		wo/AC	DR	105	7860-7	N7860-7
	87	w/AC	DR	105	7859-7	
		wo/AC	DR	105	7859-7	
	86	w/Carb, w/AC	DR	94	7294-9	N7294-9
		w/Carb, w/HBW	DR	78	7273-9	N7273-9
w/Carb, wo/AC		DR	78	7273-9	N7273-9	
w/FI, w/AC		DR	108	7290-6		
85	w/FI, w/HBW	DR	78	7273-9	N7273-9	
	w/FI, wo/AC	DR	78	7273-9	N7273-9	
84-82	w/AC	DR	108	7290-6		
	wo/AC	DR	78	7273-9	N7273-9	
	84-82	w/AC	DR	78	7273-6	
		wo/AC	DR	63	7127-6	N7127-6
3.0L (181) V6	85	w/AC	DR	85	7134-12	N7290-12
		wo/AC	DR	78	7273-3	N7273-3
	84	w/AC, Std	DR	85	7134-12	N7290-12
		w/AC, Opt wo/AC	DR	108	7290-12	N7290-12
83	w/AC, Std	DR	78	7273-3	N7273-3	
	w/AC, Opt HD w/HBW wo/AC	DR	85	7134-12	N7290-12	
			DR	78	7273-3	N7273-3
			DR	63	7127-3	N7127-3
82	w/AC, Std	DR	70	7137-6		
	w/AC, Opt HD wo/AC	DR	85	7134-12	N7290-12	
			DR	63	7127-3	N7127-3
3.1L (189) V6	96-94		DR	105	8171-7	N8171-7
3.3L (204) V6	93		DR	105	8137-11	N8137-11
			DR	105	8137-7	N8137-7
	92	w/7:00 Alt Plug w/11:00 Alt Plug	DR	105	8137-11	N8137-11
	91-89		DR	105	7801-7	N7801-7
3.8L (231) V6	88		DR	105	7888-7	
			DR	105	7888-7	
	87	w/AC	DR	105	7888-7	
		wo/AC	DR	105	7888-7	
	86	w/AC	DR	120	7805-11	
		w/HBW	DR	100	7803-7	
wo/AC		DR	105	7888-7		
85	w/AC	DR	108	7290-12	N7290-12	
	w/HBW	DR	78	7273-3	N7273-3	
	wo/AC	DR	78	7273-3	N7273-3	
84	w/AC, Std	DR	108	7290-12	N7290-12	
	w/AC, Opt	DR	108	7290-12	N7290-12	
	w/HBW	DR	78	7273-3	N7273-3	
	wo/AC	DR	78	7273-3	N7273-3	
4.3L (260) V6 (Diesel)	85-84	w/Gauges	DR	94	7294-R	
		wo/Gauges, w/AC	DR	94	7294-12	N7294-12
		wo/Gauges, wo/AC	DR	78	7273-12	N7273-12
	83	w/Gauges, w/AC	DR	85	7134-9R	
		w/Gauges, wo/AC	DR	78	7273-R	
		wo/Gauges, w/AC	DR	85	7134-12	N7290-12
		wo/Gauges, wo/AC	DR	78	7273-12	N7273-12

# ALTERNATORS / ALTERNATEURS / ALTERNADORES

Liter Litre Litro	Year Année Año	Options Options Opciones	Mfg.	Amp	Reman	New Nouveau Nuevo
<b>OLDSMOBILE - continued</b>						
<b>CUTLASS CIERA - continued</b>						
4.3L (260) V6 (Diesel)	82	w/Gauges	DR	85	7134-R	
		wo/Gauges, w/AC	DR	85	7134-12	N7290-12
		wo/Gauges, wo/AC	DR	63	7127-12	N7127-12
<b>CUTLASS CRUISER WAGON - SEE CUTLASS</b>						
<b>CUTLASS SUPREME - SEE CUTLASS</b>						
<b>DELMONT 88</b>						
5.4L (330) V8	67		DR	60	7111	
5.7L (350) V8	68		DR	55	7122	
7.0L (425) V8	67		DR	60	7111	
7.5L (455) V8	68		DR	60	7111	
<b>DELTA 88</b>						
<i>THE 8213-7 AND 8193-5 LOOK SIMILAR, BUT DO NOT INTERCHANGE. THE 8213-7 HAS A REAR THREADED MOUNTING HOLE AT 3:00, WHEREAS THE 8193-5 HAS ONE AT 6:00. ALSO, THE 3:00 MOUNTING HOLE ON THE 8213-7 MAY INTERFERE PHYSICALLY IF TRIED TO FIT THE 8193-5 APPLICATION.</i>						
3.0L (181) V6	86		DR	120	7812-11	
3.8L (231) V6	99-96		DR	140	8213-7	N8213-7
	95	w/Supercharger	DR	140	8192-5	N8192-5
		wo/Supercharger	DR	124	8193-5	N8193-5
	94-93		DR	105	8103-7	N8103-7
	92	Std	DR	105	8103-7	N8103-7
		Opt	DR	140	7984-2	
	91		DR	105	8103-11	N8103-11
	90-88		DR	105	7914-11	N7914-11
	87		DR	120	7864-11	N7864-11
	86	Std	DR	120	7805-11	
		Opt	DR	120	7805-11	
	85-84	w/AC, Std	DR	78	7273-6	
		w/AC, Opt	DR	94	7294-6	
		wo/AC, Std	DR	78	7273-3	N7273-3
		wo/AC, Opt	DR	94	7294-9	N7294-9
83	w/AC, Std	DR	78	7273-6		
	w/AC, Opt HD, 70 Amps	DR	70	7137-6		
	w/AC, Opt HD, 85 Amps	DR	85	7134-6		
	w/HBW	DR	78	7273-3	N7273-3	
	wo/AC, Std, California	DR	63	7127-3	N7127-3	
	wo/AC, Std, Federal	DR	78	7273-3	N7273-3	
	wo/AC, Opt HD	DR	85	7134-3		
82-81	w/AC, Std	DR	70	7137-6		
	w/AC, Opt	DR	85	7134-6		
	w/HBW	DR	85	7134-3		
	wo/AC, Std	DR	63	7127-3	N7127-3	
80	wo/AC, Opt	DR	85	7134-3		
	w/AC, Std	DR	63	7127-3	N7127-3	
w/AC, Opt HD	DR	70	7137-6			
	DR	63	7127-3	N7127-3		
79-77	w/DBI Mtg Foot (Opt HD)	DR	80	7135		
	w/Sgl Mtg Foot	DR	63	7127-3	N7127-3	
4.3L (260) V8	82	w/AC or HBW	DR	70	7137-6	
		wo/AC, w/3:00 Alt Plug	DR	63	7127-3	N7127-3
		wo/AC, w/9:00 Alt Plug	DR	63	7127-9	N7127-9
		Opt HD	DR	85	7134-3	
	81-80	Std	DR	63	7127-9	N7127-9
Opt HD		DR	70	7137-6		

# ALTERNATORS / ALTERNATEURS / ALTERNADORES

Liter Litre Litro	Year Année Año	Options Options Opciones	Mfg.	Amp	Reman	New Nouveau Nuevo
<b>OLDSMOBILE - continued</b>						
<b>DELTA 88 - continued</b>						
4.3L (260) V8	79-77	w/DbI Mtg Foot (Opt HD) w/Sgl Mtg Foot	DR DR	80 63	7135 7127-3	N7127-3
4.4L (267) V8	82-81	Std Opt HD	DR DR	63 85	7127-3 7134-3	N7127-3
4.9L (301) V8	79	w/DbI Mtg Foot (Opt HD) w/Sgl Mtg Foot	DR DR	80 63	7135 7127-9	N7127-9
5.0L (307) V8	85-84		DR	78	7292-9	N7830-9
	83	w/AC	DR	78	7273-9	N7273-9
		wo/AC, w/HD Cooling	DR	78	7273-3	N7273-3
		wo/AC, wo/HD Cooling	DR	78	7273-9	N7273-9
	82	w/AC or HBW	DR	70	7137-6	
		wo/AC, Std, w/3:00 Alt Plug	DR	63	7127-3	N7127-3
		wo/AC, Std, w/9:00 Alt Plug	DR	63	7127-9	N7127-9
		wo/AC, Opt, w/3:00 Alt Plug	DR	85	7134-3	
		wo/AC, Opt, w/6:00 Alt Plug	DR	70	7137-6	
	81-80	Std, w/3:00 Alt Plug	DR	63	7127-3	N7127-3
Std, w/9:00 Alt Plug		DR	63	7127-9	N7127-9	
Opt HD		DR	70	7137-6		
5.4L (330) V8	67-64		DR	60	7111	
5.7L (350) V8	80	Std, w/HD Cooling	DR	63	7127-9	N7127-9
		Std, wo/HD Cooling	DR	63	7127-3	N7127-3
		Opt HD	DR	70	7137-6	
	79-77	w/DbI Mtg Foot (Opt HD)	DR	80	7135	
		w/Sgl Mtg Foot	DR	63	7127-3	N7127-3
	76		DR	63	7127-3	N7127-3
	75	w/DbI Mtg Foot (Opt HD)	DR	80	7135	
		w/Sgl Mtg Foot	DR	63	7127-3	N7127-3
	74-73		DR	63	7127-3	N7127-3
	72	w/External Reg	DR	55	7133	
w/Internal Reg		DR	63	7127-3	N7127-3	
71-68	w/External Reg	DR	55	7122		
	w/Internal Reg	DR	63	7127-3	N7127-3	
5.7L (350) V8 (Diesel)	85		DR	78	7292-9R	
	84	w/AC	DR	78	7292-9	N7830-9
		w/HBW	DR	78	7292-3	
		wo/AC	DR	78	7292-3	
	83	w/AC	DR	78	7273-9	N7273-9
		wo/AC	DR	78	7273-3	N7273-3
	82	w/AC	DR	70	7137-6	
		wo/AC, Std	DR	63	7127-3	N7127-3
		wo/AC, Opt	DR	85	7134-3	
	81	w/AC	DR	70	7137-6	
wo/AC, Std		DR	63	7127-3	N7127-3	
wo/AC, Opt		DR	70	7137-6		
80	w/AC, w/3:00 Alt Plug	DR	63	7127-3	N7127-3	
	w/AC, w/9:00 Alt Plug	DR	63	7127-9	N7127-9	
	wo/AC	DR	63	7127-3	N7127-3	
	Opt HD	DR	70	7137-6		
79-78	w/DbI Mtg Foot (Opt HD)	DR	80	7135		
	w/Sgl Mtg Foot	DR	63	7127-3	N7127-3	
6.1L (371) V8	60-58		DR	30	9005	
6.5L (394) V8	64-63	w/Alternator	DR	60	7111	
	60-59		DR	30	9005	
6.6L (400) V8	75	w/DbI Mtg Foot (Opt HD)	DR	80	7135	
		w/Sgl Mtg Foot, w/3:00 Alt Plug	DR	63	7127-3	N7127-3
		w/Sgl Mtg Foot, w/9:00 Alt Plug	DR	63	7127-9	N7127-9

## ALTERNATORS / ALTERNATEURS / ALTERNADORES

Liter Litre Litro	Year Année Año	Options Options Opciones	Mfg.	Amp	Reman	New Nouveau Nuevo
<b>OLDSMOBILE - continued</b>						
<b>DELTA 88 - continued</b>						
6.6L (403) V8	79-77	w/Dbl Mtg Foot (Opt HD)	DR	80	7135	N7127-3
		w/Sgl Mtg Foot	DR	63	7127-3	
7.0L (425) V8	67-65		DR	60	7111	
7.5L (455) V8	76-75	w/Dbl Mtg Foot (Opt HD)	DR	80	7135	N7127-3
		w/Sgl Mtg Foot	DR	63	7127-3	
	74-73		DR	63	7127-3	N7127-3
			DR	63	7127-3	
	72	w/External Reg	DR	55	7133	N7127-3
		w/Internal Reg	DR	63	7127-3	
71-69	w/External Reg	DR	55	7122	N7127-3	
	w/Internal Reg	DR	63	7127-3		
68		DR	60	7111		
<b>DYNAMIC</b>						
6.1L (371) V8	60-58		DR	30	9005	
6.5L (394) V8	64-63	w/Alternator	DR	60	7111	
			DR	30	9005	
7.0L (425) V8	66-65		DR	60	7111	
<b>F85</b>						
3.5L (215) V8	63	w/Alternator	DR	60	7111	
3.7L (225) L6	65-64		DR	60	7111	
4.1L (250) L6	71-68		DR	55	7122	
			DR	60	7111	
5.4L (330) V8	67-63		DR	60	7111	
5.7L (350) V8	72	w/External Reg	DR	55	7133	N7127-12
		w/Internal Reg	DR	63	7127-12	
	71-68	w/External Reg	DR	55	7122	N7127-12
		w/Internal Reg	DR	63	7127-12	
6.6L (400) V8	66-65		DR	60	7111	
7.5L (455) V8	72		DR	55	7133	
			DR	55	7122	
	71-70		DR	55	7122	
<b>FIESTA</b>						
6.1L (371) V8	60-58		DR	30	9005	
6.5L (394) V8	63	w/Alternator	DR	60	7111	
			DR	30	9005	
	60		DR	30	9005	
<b>FIRENZA</b>						
1.8L (112) L4	86-85		DR	78	7273-9	N7273-9
			DR	78	7273-9	
	84	w/AC, Std	DR	78	7273-9	N7273-9
		w/AC, Opt	DR	94	7294-9	
		w/HBW	DR	78	7273-9	
		wo/AC	DR	78	7273-9	
	83	Std	DR	78	7273-9	N7273-9
		Opt HD	DR	85	7134-6	
82	w/Carb, Std, 63 Amps	DR	63	7145-12	N7127-9	
	w/Carb, Opt, 70 Amps	DR	85	7192-12		
	w/Carb, Opt, 85 Amps	DR	85	7192-12		
	w/FI, w/AC	DR	85	7134-6		
	w/FI, w/HBW	DR	70	7137-6		
	w/FI, wo/AC	DR	63	7127-9		
2.0L (122) L4	88	OHV, w/AC	DR	105	7933-11	N7933-11
		OHV, wo/AC	DR	80	7819-11	
		SOHC, w/AC	DR	100	7801-11	
		SOHC, wo/AC	DR	80	7937-11	
	87	OHV, w/AC	DR	105	7933-11	N7933-11
		OHV, wo/AC	DR	80	7819-11	
		SOHC, w/AC	DR	100	7801-11	
		SOHC, wo/AC	DR	100	7801-11	



## ALTERNATORS / ALTERNATEURS / ALTERNADORES

Liter Litre Litro	Year Année Año	Options Options Opciones	Mfg.	Amp	Reman	New Nouveau Nuevo
<b>OLDSMOBILE - continued</b>						
<b>FIRENZA - continued</b>						
2.0L (122) L4	86-83	w/AC	DR	78	7278-12	
		wo/AC, w/Rear Defrost	DR	78	7278-12	
		wo/AC, wo/Rear Defrost	DR	63	7145-6	
2.8L (173) V6	87	w/AC	DR	105	7860-7	N7860-7
		wo/AC	DR	105	7860-7	N7860-7
	86	w/AC	DR	94	7294-3	N7294-3
		wo/AC	DR	78	7273-3	N7273-3
	85		DR	78	7273-3	N7273-3
				DR	78	7273-3
<b>INTRIGUE</b>						
<i>GM TSB #01-06-03-011 WARNS OF A POSSIBLE INTERMITTENT PROBLEM WITH THE HEADLAMPS OR INTERIOR LIGHTS DIMMING FOR UP TO 10 SECONDS OR THE BLOWER FAN SLOWING DOWN OR CHANGING PITCH. THIS IS CAUSED BY INTERMITTENT LOW VOLTAGE. TRANSIENT ENGINE VIBRATIONS MAY INDUCE THE GENERATOR TO EXPERIENCE FIELD DISCONTINUITY. THE FIX IS TO REPLACE THE ALTERNATOR WITH AN UPGRADED REGULATOR.</i>						
3.5L (214) V6	02-99		DR	125	8241	N8241
3.8L (231) V6	99-98		DR	105	8224-11	N8224-11
<b>JETSTAR 88</b>						
5.4L (330) V8	66-64		DR	60	7111	
6.5L (394) V8	64	w/Alternator	DR	60	7111	
7.0L (425) V8	65		DR	60	7111	
<b>LSS</b>						
3.8L (231) V6	99-96		DR	140	8213-7	N8213-7
<b>OMEGA</b>						
2.5L (151) L4	84	w/AC or HBW	DR	78	7273-3	N7273-3
		wo/AC	DR	63	7127-3	N7127-3
		Opt HD	DR	94	7294-3	N7294-3
	83	w/AC or HBW	DR	78	7273-3	N7273-3
		wo/AC, Std	DR	63	7127-3	N7127-3
		wo/AC, Opt	DR	78	7273-3	N7273-3
		Opt HD	DR	85	7134-6	
				DR	70	7137-6
	82	w/AC	DR	70	7137-6	
		w/HBW	DR	63	7127-3	N7127-3
		wo/AC, Std	DR	63	7127-3	N7127-3
	81-80	wo/AC, Opt	DR	70	7137-6	
w/AC or Opt HD		DR	70	7137-6		
w/HBW		DR	63	7127-3	N7127-3	
2.8L (173) V6	84-83	wo/AC	DR	63	7127-3	N7127-3
		VIN X, w/AC	DR	78	7273-6	
		VIN X, w/HBW	DR	78	7273-3	N7273-3
		VIN X, wo/AC	DR	63	7127-6	N7127-6
		VIN Z, w/AC	DR	78	7273-6	
		VIN Z, w/HBW	DR	78	7273-6	
	82-80	VIN Z, wo/AC	DR	63	7127-6	N7127-6
		w/AC or Opt HD	DR	70	7137-6	
		w/HBW	DR	63	7127-6	N7127-6
		DR	63	7127-6	N7127-6	
3.8L (231) V6	79-77		DR	63	7127-3	N7127-3
4.1L (250) L6	76-75		DR	63	7127-9	N7127-9
	74-73	w/AC	DR	63	7127-3	N7127-3
		wo/AC	DR	63	7127-9	N7127-9
4.3L (260) V8	77-75		DR	63	7127-3	N7127-3
5.0L (305) V8	79-77		DR	63	7127-3	N7127-3
5.7L (350) V8	79-77		DR	63	7127-3	N7127-3
	76-75	w/AC	DR	63	7127-12	N7127-12
		wo/AC	DR	63	7127-3	N7127-3
	74-73		DR	63	7127-3	N7127-3
<b>REGENCY - SEE 98</b>						

# ALTERNATORS / ALTERNATEURS / ALTERNADORES

Liter Litre Litro	Year Année Año	Options Options Opciones	Mfg.	Amp	Reman	New Nouveau Nuevo
<b>OLDSMOBILE - continued</b>						
<b>SILHOUETTE</b>						
<i>THE 1998 SILHOUETTE USES AN OPTIONAL CS144 UNIT DIFFERENT FROM THE ONE USED IN 1997. THESE UNITS LOOK IDENTICAL, BUT THE 8204-11 USES A #437 REGULATOR, WHILE THE 8248-11 USES A #445 REGULATOR. THE WARNING LAMP WILL NOT FUNCTION PROPERLY IF THE 8204-11 IS USED IN AN APPLICATION WHERE THE #445 REGULATOR IS REQUIRED.</i>						
3.1L (189) V6	94		DR	105	8169-7	N8169-7
	93-91	w/Auxiliary Heater	DR	105	7860-7	N7860-7
		wo/Auxiliary Heater	DR	105	7860-7	N7860-7
	90		DR	105	7860-7	N7860-7
3.4L (207) V6	04-02	Std	VA	105	13993	N13993
		Opt	VA	120	13943	N13943
	01-99	Std	BO	105	13770	N13770
		Opt	BO	125	13771	N13771
	98	Delco Unit	DR	140	8248-11	N8248-11
		Valeo Unit	VA	105	13720	N13720
97	Delco Unit	DR	145	8204-11	N8204-11	
	Valeo Unit	VA	105	13720	N13720	
3.8L (231) V6	96		DR	145	8204-11	N8204-11
	95		DR	140	8112-5	N8112-5
		94-93	Std	DR	105	8103-7
		Opt	DR	140	8112-5	N8112-5
92	Std, 105 Amps Opt, 124 Amps Opt, 140 Amps	DR	105	8103-7	N8103-7	
		DR	124	8009-5		
		DR	140	8112-5	N8112-5	
		DR	140	8112-5	N8112-5	
<b>STARFIRE</b>						
2.3L (140) L4	77		DR	63	7127-12	N7127-12
	76	w/AC or HBW, California	DR	63	7127-9	N7127-9
		w/AC or HBW, Federal	DR	63	7127-12	N7127-12
		wo/AC, California	DR	63	7145-6	
		wo/AC, Federal	DR	63	7127-12	N7127-12
2.5L (151) L4	80	w/AC	DR	63	7127-9	N7127-9
		w/HBW	DR	63	7127-3	N7127-3
		wo/AC	DR	63	7127-3	N7127-3
	79	w/AC	DR	63	7127-9	N7127-9
		w/HBW, w/3:00 Alt Plug	DR	63	7127-3	N7127-3
		w/HBW, w/9:00 Alt Plug	DR	63	7127-9	N7127-9
		wo/AC	DR	63	7127-3	N7127-3
	78	w/AC or HBW, w/PS	DR	63	7127-6	N7127-6
		w/AC or HBW, wo/PS	DR	63	7127-9	N7127-9
wo/AC		DR	63	7127-3	N7127-3	
3.8L (231) V6	80-75		DR	63	7127-3	N7127-3
5.0L (305) V8	79-78		DR	63	7127-3	N7127-3
	77	w/AC or HBW	DR	63	7127-9	N7127-9
		wo/AC	DR	63	7127-3	N7127-3
6.5L (394) V8	64-63	w/Alternator	DR	60	7111	
7.0L (425) V8	66-65		DR	60	7111	
<b>SUPER 88</b>						
6.1L (371) V8	60-58		DR	30	9005	
6.5L (394) V8	64-63	w/Alternator	DR	60	7111	
	60		DR	30	9005	
<b>TORONADO</b>						
<i>THE 8134-7 AND 8136-2 ARE SIMILAR IN APPEARANCE; HOWEVER THE 8134-7 HAS A THREADED TOP ADJUSTING HOLE, WHILE THE 8136-2 HAS AN UNTHREADED HOLE. ALL INTERNAL PARTS ARE THE SAME.</i>						
3.8L (231) V6	92	w/Heated Windshield	DR	140	8136-2	
		wo/Heated Windshield	DR	124	7985-2	
	91	w/Heated Windshield	DR	140	8134-7	
		wo/Heated Windshield	DR	124	7985-11	
	90-87		DR	120	7805-11	
86	w/2-Pin Alt Plug w/4-Pin Alt Plug	DR	108	7854-9		
		DR	120	7805-11		

# ALTERNATORS / ALTERNATEURS / ALTERNADORES

Liter Litre Litro	Year Année Año	Options Options Opciones	Mfg.	Amp	Reman	New Nouveau Nuevo
<b>OLDSMOBILE - continued</b>						
<b>TORONADO - continued</b>						
4.1L (252) V6	84	Std, w/HBW	DR	85	7134-6	
		Std, wo/HBW	DR	70	7137-6	
		Opt HD	DR	108	7290-6	
	83	Std	DR	70	7137-6	
		Opt HD	DR	85	7134-6	
	82	Std, 63 Amps	DR	63	7127-3	N7127-3
		Std, 70 Amps	DR	70	7137-6	
		Opt HD	DR	85	7134-6	
	81	w/3:00 Alt Plug, Std	DR	85	7134-3	
		w/3:00 Alt Plug, Opt	DR	85	7134-3	
		w/6:00 Alt Plug, Std	DR	70	7137-6	
		w/6:00 Alt Plug, Opt	DR	85	7134-6	
5.0L (307) V8	85-84		DR	78	7292-9	N7830-9
	83		DR	78	7273-9	N7273-9
	82	63 Amps	DR	63	7127-3	N7127-3
		70 Amps	DR	70	7137-6	
	81	Std	DR	70	7137-6	
		Opt, w/3:00 Alt Plug	DR	85	7134-3	
		Opt, w/6:00 Alt Plug	DR	85	7134-6	
	80	Std, w/3:00 Alt Plug	DR	63	7127-3	N7127-3
Std, w/9:00 Alt Plug		DR	63	7127-9		
Opt HD		DR	70	7137-6		
5.7L (350) V8	80	Std, w/3:00 Alt Plug	DR	63	7127-3	N7127-3
		Std, w/9:00 Alt Plug	DR	63	7127-9	
		Opt HD	DR	70	7137-6	
79	w/DbI Mtg Foot (Opt HD)	DR	80	7135	N7127-3	
	w/Sgl Mtg Foot	DR	63	7127-3		
5.7L (350) V8 (Diesel)	85		DR	78	7292-9R	
	84		DR	78	7292-9	N7830-9
	83		DR	78	7273-9	N7273-9
	82	63 Amps	DR	63	7127-3	N7127-3
		70 Amps	DR	70	7137-6	
	81	Std	DR	70	7137-6	
		Opt, w/3:00 Alt Plug	DR	85	7134-3	
		Opt, w/6:00 Alt Plug	DR	85	7134-6	
80	w/HBW	DR	70	7137-6	N7127-9	
	wo/HBW	DR	63	7127-9		
79	w/DbI Mtg Foot (Opt HD)	DR	80	7135	N7127-3	
	w/Sgl Mtg Foot	DR	63	7127-3		
6.6L (403) V8	78-77	w/DbI Mtg Foot (Opt HD)	DR	80	7135	N7127-3
		w/Sgl Mtg Foot	DR	63	7127-3	
7.0L (425) V8	67-66		DR	60	7111	
7.5L (455) V8	76-75	w/DbI Mtg Foot (Opt HD)	DR	80	7135	N7127-3
		w/Sgl Mtg Foot	DR	63	7127-3	
	74-72		DR	63	7127-3	
	71-68	w/External Reg	DR	55	7122	
w/Internal Reg		DR	63	7127-3		
<b>VISTA CRUISER</b>						
3.7L (225) L6	65-64		DR	60	7111	
5.4L (330) V8	67-64		DR	60	7111	
5.7L (350) V8	77-76	w/DbI Mtg Foot (Opt HD)	DR	80	7135	N7127-3
		w/Sgl Mtg Foot	DR	63	7127-3	
	75-73		DR	63	7127-3	
	72	w/External Reg	DR	55	7133	
		w/Internal Reg	DR	63	7127-3	
71-68	w/External Reg	DR	55	7122		
	w/Internal Reg	DR	63	7127-3		

## ALTERNATORS / ALTERNATEURS / ALTERNADORES

Liter Litre Litro	Year Année Año	Options Options Opciones	Mfg.	Amp	Reman	New Nouveau Nuevo
<b>OLDSMOBILE - continued</b>						
<b>VISTA CRUISER - continued</b>						
6.6L (403) V8	77	w/Dbl Mtg Foot (Opt HD)	DR	80	7135	
		w/Sgl Mtg Foot	DR	63	7127-3	N7127-3
7.5L (455) V8	76-75	w/Dbl Mtg Foot (Opt HD)	DR	80	7135	
		w/Sgl Mtg Foot	DR	63	7127-3	N7127-3
	74-73		DR	63	7127-3	N7127-3
	72	w/External Reg	DR	55	7133	
		w/Internal Reg	DR	63	7127-3	N7127-3
71-70	w/External Reg	DR	55	7122		
	w/Internal Reg	DR	63	7127-3	N7127-3	
<b>OLDER MODELS (PRIOR TO 1968)</b>						
5.4L (330) V8	67-64		DR	60	7111	
6.1L (371) V8	60-58		DR	30	9005	
6.5L (394) V8	65-63	w/Alternator	DR	60	7111	
	60-59		DR	30	9005	
7.0L (425) V8	67-65		DR	60	7111	
<b>OPEL</b>						
<b>1900</b>						
1.9L	75-71	Std	BO	35	13009	
<b>GT</b>						
1.9L	73-71		BO	35	13009	
	70-69	w/Alternator	BO	35	13009	
<b>ISUZU BUILT MODELS</b>						
1.8L	79-76		ND	45	14131	
<b>KADETT</b>						
1.5L	70-68	w/Alternator	BO	35	13009	
1.9L	72-69	w/Alternator	BO	35	13009	
<b>MANTA</b>						
1.9L	75-71	Std	BO	35	13009	
<b>RALLYE</b>						
1.5L	68	w/Alternator	BO	35	13009	
1.9L	70-69	w/Alternator	BO	35	13009	
<b>PEUGEOT</b>						
<b>405</b>						
1.9L	91-89	DOHC	MI	80	13429	
		SOHC, Bosch Unit	BO	55	13607	
		SOHC, Mitsubishi Unit	MI	80	13254	
<b>504</b>						
2.3L (Diesel)	83-80	w/External Reg	PR	70	14583	
		w/Internal Reg, Paris Rhone Unit, Std	PR	50	14954	
		w/Internal Reg, Paris Rhone Unit, Opt	PR	75	14955	
		w/Internal Reg, SEV Unit	SV	50	14609	
<b>505</b>						
2.0L	87-80		PR	75	14584	
2.2L	91-87	w/Turbo	PR	80	14894	
		wo/Turbo, Motorola Unit	VA	70	14610	
		wo/Turbo, Paris Rhone Unit	PR	75	14584	
	86-85		PR	80	14894	
2.3L (Diesel)	85-80	w/External Reg	PR	70	14583	
		w/Internal Reg, Bosch Unit	BO	70	13379	
		w/Internal Reg, Paris Rhone Unit, Std	PR	50	14954	
		w/Internal Reg, Paris Rhone Unit, Opt	PR	75	14955	
		w/Internal Reg, SEV Unit	SV	50	14609	

## ALTERNATORS / ALTERNATEURS / ALTERNADORES

Liter Litre Litro	Year Année Año	Options Options Opciones	Mfg.	Amp	Reman	New Nouveau Nuevo
<b>PEUGEOT - continued</b>						
<b>505 - continued</b>						
2.5L (Diesel)	88-85	Bosch Unit	BO	70	13379	
		Paris Rhone Unit, Std	PR	50	14954	
		Paris Rhone Unit, Opt	PR	75	14955	
		SEV Unit	SV	50	14609	
2.8L	90-87		PR	75	14584	
<b>604</b>						
2.3L (Diesel)	84-81	w/External Reg	PR	70	14583	
		w/Internal Reg, Bosch Unit	BO	70	13379	
		w/Internal Reg, Paris Rhone Unit, Std	PR	50	14954	
		w/Internal Reg, Paris Rhone Unit, Opt	PR	75	14955	
		w/Internal Reg, SEV Unit	SV	50	14609	
2.7L	78-77		PR	50	14565	
2.8L	81-79		PR	50	14565	
<b>PLYMOUTH</b>						
FOR BEST RESULTS ALWAYS ASK FOR AND MATCH THE OEM NUMBERS USING THE INTERCHANGE IN THE BACK OF THE CATALOG. PULLEYS MAY HAVE TO BE RE-USED FROM THE OLD UNITS TO MATCH PROPERLY. LATE MODELS DIFFER IN ADJUSTING EAR HOLE SIZE - SOME ARE 8mm AND OTHERS ARE 11mm. THIS MAKES OEM NUMBER IDENTIFICATION EVEN MORE IMPORTANT.						
<b>ACCLAIM</b>						
THE 7002 AND 14789 WILL INTERCHANGE DESPITE APPEARANCE DIFFERENCES. PULLEYS WILL NOT TRANSFER.						
2.5L (153) L4	95-93	Std	ND	90	13245	N13245
		Opt	ND	120	13309	N13309
	92-90	Std, 75 Amps	ND	90	13245	N13245
		Std, 90 Amps	ND	90	13245	N13245
		Opt, 120 Amps	ND	120	13309	N13309
	89	Bosch Unit	BO	90	14789	
		Chrysler Unit, Std	CH	90	7002	
		Chrysler Unit, Opt	CH	120	7552	
		NDenso Unit, Std	ND	90	13184	N13184
		NDenso Unit, Opt	ND	120	13280	N13280
3.0L (181) V6	95-93	Std	ND	90	13307	N13307
		Opt	ND	120	13311	N13311
	92-91	Bosch Unit	BO	90	13315	
		NDenso Unit, Std	ND	90	13307	N13307
		NDenso Unit, Opt	ND	120	13311	N13311
	90	Std	ND	90	13306	N13306
		Opt	ND	120	13310	N13310
	89	Chrysler Unit	CH	120	7552	
		NDenso Unit, Std	ND	90	13305	N13305
		NDenso Unit, Opt	ND	120	13308	N13308
<b>ARROW</b>						
1.6L	80-79		MI	45	14268	
	78-76		MI	45	14199	
2.0L	78-76		MI	50	14237	
2.3L (Diesel)	83		MI	50	14690	
2.6L	80-79		MI	55	14267	
<b>ARROW PICKUP</b>						
2.0L	82-79		MI	55	14267	
2.6L	83	1st Prod	MI	55	14267	
		2nd Prod	MI	55	14267	
	82-79		MI	55	14267	
<b>BARRACUDA</b>						
2.8L (170) L6	67-64	1-Groove Pulley	CH	60	7007	
		2-Groove Pulley	CH	60	7006	
3.2L (198) L6	71-70	1-Groove Pulley	CH	60	7024	
		2-Groove Pulley	CH	78	7509	

## ALTERNATORS / ALTERNATEURS / ALTERNADORES

Liter Litre Litro	Year Année Año	Options Options Opciones	Mfg.	Amp	Reman	New Nouveau Nuevo
<b>PLYMOUTH - continued</b>						
<b>BARRACUDA - continued</b>						
3.7L (225) L6	72-70	1-Groove Pulley	CH	60	7024	
		2-Groove Pulley, External Fan Alt	CH	100	7521	
		2-Groove Pulley, Internal Fan Alt	CH	78	7509	
	69-64	1-Groove Pulley	CH	60	7007	
		2-Groove Pulley	CH	60	7006	
	4.5L (273) V8	67-64	1-Groove Pulley	CH	60	7007
2-Groove Pulley			CH	60	7006	
5.2L (318) V8	74-70	1-Groove Pulley	CH	60	7024	
		2-Groove Pulley, External Fan Alt	CH	100	7521	
		2-Groove Pulley, Internal Fan Alt	CH	78	7509	
	69-68	1-Groove Pulley	CH	60	7007	
		2-Groove Pulley	CH	60	7006	
	5.6L (340) V8	73-70	1-Groove Pulley	CH	60	7024
2-Groove Pulley, External Fan Alt			CH	100	7521	
2-Groove Pulley, Internal Fan Alt			CH	78	7509	
69-68		1-Groove Pulley	CH	60	7007	
		2-Groove Pulley	CH	60	7006	
5.9L (360) V8		74	1-Groove Pulley	CH	60	7024
	2-Groove Pulley, External Fan Alt		CH	100	7521	
	2-Groove Pulley, Internal Fan Alt		CH	78	7509	
5.9L (361) V8	64	1-Groove Pulley	CH	60	7007	
		2-Groove Pulley	CH	60	7006	
6.3L (383) V8	71-70	1-Groove Pulley	CH	60	7024	
		2-Groove Pulley, External Fan Alt	CH	100	7521	
		2-Groove Pulley, Internal Fan Alt	CH	78	7509	
	69-67	1-Groove Pulley	CH	60	7007	
		2-Groove Pulley	CH	60	7006	
	<b>BELVEDERE</b>					
3.7L (225) L6	70	1-Groove Pulley	CH	60	7024	
		2-Groove Pulley, External Fan Alt	CH	100	7521	
		2-Groove Pulley, Internal Fan Alt	CH	78	7509	
	69-63	1-Groove Pulley	CH	60	7007	
		2-Groove Pulley	CH	60	7006	
	60		PL	30	9112	
3.8L (230) L6	59-56		PL	30	9112	
4.4L (270) V8	56		PL	30	9112	
4.5L (273) V8	69-64	1-Groove Pulley	CH	60	7007	
		2-Groove Pulley	CH	60	7006	
	57-56		PL	30	9112	
4.9L (299) V8	57		PL	30	9112	
5.2L (318) V8	70	1-Groove Pulley	CH	60	7024	
		2-Groove Pulley, External Fan Alt	CH	100	7521	
		2-Groove Pulley, Internal Fan Alt	CH	78	7509	
	69-64	1-Groove Pulley	CH	60	7007	
		2-Groove Pulley	CH	60	7006	
	60-58		PL	30	9112	
5.7L (350) V8	58		PL	30	9112	
5.9L (360) V8	59		PL	30	9112	
5.9L (361) V8	66-64	1-Groove Pulley	CH	60	7007	
		2-Groove Pulley	CH	60	7006	
	60		PL	30	9112	
6.3L (383) V8	70	1-Groove Pulley	CH	60	7024	
		2-Groove Pulley, External Fan Alt	CH	100	7521	
		2-Groove Pulley, Internal Fan Alt	CH	78	7509	
	69-64	1-Groove Pulley	CH	60	7007	
		2-Groove Pulley	CH	60	7006	
	60		PL	30	9112	

## ALTERNATORS / ALTERNATEURS / ALTERNADORES

Liter Litre Litro	Year Année Año	Options Options Opciones	Mfg.	Amp	Reman	New Nouveau Nuevo
<b>PLYMOUTH - continued</b>						
<b>BELVEDERE - continued</b>						
7.0L (426) V8	67-64	1-Groove Pulley	CH	60	7007	
		2-Groove Pulley	CH	60	7006	
7.2L (440) V8	69-66	1-Groove Pulley	CH	60	7007	
		2-Groove Pulley	CH	60	7006	
<b>BREEZE</b>						
2.0L (122) L4	00-98	Std	ND	90	13578	N13578
		Opt	ND	125	13741	N13741
	97-96		ND	90	13578	N13578
2.4L (148) L4	00-96	Std	ND	90	13578	N13578
		Opt	ND	125	13741	N13741
<b>CARAVELLE</b>						
2.2L (135) L4	88	Bosch Unit, Std	BO	75	13186	
		Bosch Unit, Opt	BO	90	14789	
		Chrysler Unit, Std	CH	90	7002	
		Chrysler Unit, Opt	CH	120	7552	
		NDenso Unit	ND	90	13184	N13184
	87-86	Bosch Unit	BO	90	14789	
		Chrysler Unit, Std	CH	78	7546	
		Chrysler Unit, Opt	CH	90	7002	
	85	Bosch Unit, w/External Reg	BO	90	14789	
		Bosch Unit, w/Internal Reg	BO	100	14765	
		Chrysler Unit, Std	CH	78	7546	
	84	Chrysler Unit, Opt	CH	90	7002	
Bosch Unit		BO	100	14765		
83	Chrysler Unit	CH	78	7546		
		CH	78	7549		
2.5L (153) L4	88	Bosch Unit, Std	BO	75	13186	
		Bosch Unit, Opt	BO	90	14789	
		Chrysler Unit, Std	CH	90	7002	
		Chrysler Unit, Opt	CH	120	7552	
		NDenso Unit	ND	90	13184	N13184
	87-86	Bosch Unit	BO	90	14789	
	Chrysler Unit	CH	90	7002		
2.6L (156) L4	85-83		MI	75	14557	
3.7L (225) L6	83-78	1-Groove Pulley	CH	60	7024	
		2-Groove Pulley, External Fan Alt	CH	100	7521	
		2-Groove Pulley, Internal Fan Alt	CH	78	7509	
5.2L (318) V8	89	Chrysler Unit, Std	CH	90	7002	
		Chrysler Unit, Opt	CH	120	7552	
		NDenso Unit, Std	ND	90	13256	N13256
		NDenso Unit, Opt	ND	120	13313	N13313
	88	Std	CH	90	7002	
		Opt	CH	120	7552	
	87-78	1-Groove Pulley	CH	60	7024	
2-Groove Pulley, External Fan Alt		CH	100	7521		
2-Groove Pulley, Internal Fan Alt		CH	78	7509		
5.9L (360) V8	79-78	1-Groove Pulley	CH	60	7024	
		2-Groove Pulley, External Fan Alt	CH	100	7521	
		2-Groove Pulley, Internal Fan Alt	CH	78	7509	
<b>CHAMP</b>						
1.4L	82-79		MI	45	14268	
1.6L	82-79		MI	45	14268	
<b>COLT</b>						
1.4L	84-79		MI	45	14268	
1.5L	95-93		MD,MI	75	14436	N14436
	92-89	Canada	MI	75	13434	
USA		MD,MI	75	14436	N14436	

## ALTERNATORS / ALTERNATEURS / ALTERNADORES

Liter Litre Litro	Year Année Año	Options Options Opciones	Mfg.	Amp	Reman	New Nouveau Nuevo
<b>PLYMOUTH - continued</b>						
<b>COLT - continued</b>						
1.5L	88-87	Exc Wagon Wagon	MI MD,MI	60 75	14434 14436	N14436
	86-85	Std Opt	MI MI	60 75	14708 14709	
1.6L	90-89	w/AT w/MT, Std w/MT, Opt	MD,MI MD,MI MD,MI	75 75 75	13249 13249 13249	N13249 N13249 N13249
	88-87		MI	75	14709	
	86	From 6/1986 To 5/1986, Std To 5/1986, Opt	MI MI MI	75 60 75	14709 14708 14709	
	85	Std Opt	MI MI	60 75	14708 14709	
	84-79		MI	45	14268	
	78-76		MI	45	14199	
	94		MI	75	13450	
1.8L	93-92		MI	65	13430	
	90-89		MI	75	13332	
2.0L	91-90	Std Opt	MD,MI MD,MI	75 75	14436 14436	N14436 N14436
	89-87		MD,MI	75	14436	N14436
	86-85		MI	75	14706	
	84		MI	65	14650	
	78-76		MI	50	14237	
2.4L	94-93		MI	75	13451	
	92	Std Opt	MD,MI MD,MI	75 75	13249 13249	N13249 N13249
2.6L	80-78		MI	55	14267	
<b>CONQUEST</b>						
2.6L	86-84		MI	65	14698	
<b>CRICKET</b>						
1.5L	74-71		LU	34	14029	
<b>CUDA</b>						
5.2L (318) V8	74-72	1-Groove Pulley	CH	60	7024	
		2-Groove Pulley, External Fan Alt	CH	100	7521	
		2-Groove Pulley, Internal Fan Alt	CH	78	7509	
5.6L (340) V8	73-70	1-Groove Pulley	CH	60	7024	
		2-Groove Pulley, External Fan Alt	CH	100	7521	
		2-Groove Pulley, Internal Fan Alt	CH	78	7509	
5.9L (360) V8	74	1-Groove Pulley	CH	60	7024	
		2-Groove Pulley, External Fan Alt	CH	100	7521	
		2-Groove Pulley, Internal Fan Alt	CH	78	7509	
6.3L (383) V8	71-70	1-Groove Pulley	CH	60	7024	
		2-Groove Pulley, External Fan Alt	CH	100	7521	
		2-Groove Pulley, Internal Fan Alt	CH	78	7509	
7.0L (426) V8	71-70	1-Groove Pulley	CH	60	7024	
		2-Groove Pulley, External Fan Alt	CH	100	7521	
		2-Groove Pulley, Internal Fan Alt	CH	78	7509	
7.2L (440) V8	71-70	1-Groove Pulley	CH	60	7024	
		2-Groove Pulley, External Fan Alt	CH	100	7521	
		2-Groove Pulley, Internal Fan Alt	CH	78	7509	
<b>CUSTOM</b>						
3.7L (225) L6	60		PL	30	9112	
5.2L (318) V8	59-58		PL	30	9112	
5.7L (350) V8	58		PL	30	9112	
5.9L (360) V8	59		PL	30	9112	
5.9L (361) V8	60		PL	30	9112	



## ALTERNATORS / ALTERNATEURS / ALTERNADORES

Liter Litre Litro	Year Année Año	Options Options Opciones	Mfg.	Amp	Reman	New Nouveau Nuevo		
<b>PLYMOUTH - continued</b>								
<b>CUSTOM - continued</b>								
6.3L (383) V8	60		PL	30	9112			
<b>DUSTER</b>								
3.2L (198) L6	74-70	1-Groove Pulley	CH	60	7024			
		2-Groove Pulley	CH	78	7509			
3.7L (225) L6	76-70	1-Groove Pulley	CH	60	7024			
		2-Groove Pulley, External Fan Alt	CH	100	7521			
		2-Groove Pulley, Internal Fan Alt	CH	78	7509			
5.2L (318) V8	76-70	1-Groove Pulley	CH	60	7024			
		2-Groove Pulley, External Fan Alt	CH	100	7521			
		2-Groove Pulley, Internal Fan Alt	CH	78	7509			
5.6L (340) V8	73-70	1-Groove Pulley	CH	60	7024			
		2-Groove Pulley, External Fan Alt	CH	100	7521			
		2-Groove Pulley, Internal Fan Alt	CH	78	7509			
5.9L (360) V8	76-74	1-Groove Pulley	CH	60	7024			
		2-Groove Pulley, External Fan Alt	CH	100	7521			
		2-Groove Pulley, Internal Fan Alt	CH	78	7509			
<b>EXPO</b>								
2.2L (135) L4	89	Bosch Unit	BO	90	14789			
		Chrysler Unit, Std	CH	90	7002			
		Chrysler Unit, Opt	CH	120	7552			
		NDenso Unit, Std	ND	90	13184	N13184		
		NDenso Unit, Opt	ND	120	13280	N13280		
	88	Bosch Unit, Std	BO	75	13186			
		Bosch Unit, Opt	BO	90	14789			
		Chrysler Unit, Std	CH	90	7002			
		Chrysler Unit, Opt	CH	120	7552			
		NDenso Unit, Std	ND	90	13184	N13184		
	87	Bosch Unit	BO	90	14789			
		Chrysler Unit, Std	CH	78	7546			
		Chrysler Unit, Opt	CH	90	7002			
		<b>FLEET SPECIAL</b>						
		3.7L (225) L6	63	1-Groove Pulley	CH	60	7007	
2-Groove Pulley	CH			60	7006			
	60		PL	30	9112			
5.2L (318) V8	60		PL	30	9112			
5.9L (361) V8	60		PL	30	9112			
6.3L (383) V8	60		PL	30	9112			
<b>FURY</b>								
3.7L (225) L6	78-70	1-Groove Pulley	CH	60	7024			
		2-Groove Pulley, External Fan Alt	CH	100	7521			
		2-Groove Pulley, Internal Fan Alt	CH	78	7509			
	69-64	1-Groove Pulley	CH	60	7007			
		2-Groove Pulley	CH	60	7006			
	60		PL	30	9112			
3.8L (230) L6	59-56		PL	30	9112			
4.4L (270) V8	56		PL	30	9112			
4.5L (273) V8	69-64	1-Groove Pulley	CH	60	7007			
		2-Groove Pulley	CH	60	7006			
	56		PL	30	9112			
4.9L (299) V8	57		PL	30	9112			
5.0L (303) V8	56		PL	30	9112			
5.2L (318) V8	78-70	1-Groove Pulley	CH	60	7024			
		2-Groove Pulley, External Fan Alt	CH	100	7521			
		2-Groove Pulley, Internal Fan Alt	CH	78	7509			

## ALTERNATORS / ALTERNATEURS / ALTERNADORES

Liter Litre Litro	Year Année Año	Options Options Opciones	Mfg.	Amp	Reman	New Nouveau Nuevo
<b>PLYMOUTH - continued</b>						
<b>FURY - continued</b>						
5.2L (318) V8	69-64	1-Groove Pulley	CH	60	7007	
		2-Groove Pulley	CH	60	7006	
	60-57		PL	30	9112	
5.7L (350) V8	58		PL	30	9112	
5.9L (360) V8	78-71	1-Groove Pulley	CH	60	7024	
		2-Groove Pulley, External Fan Alt	CH	100	7521	
		2-Groove Pulley, Internal Fan Alt	CH	78	7509	
5.9L (361) V8	65-64	1-Groove Pulley	CH	60	7007	
		2-Groove Pulley	CH	60	7006	
	60		PL	30	9112	
6.3L (383) V8	71-70	1-Groove Pulley	CH	60	7024	
		2-Groove Pulley, External Fan Alt	CH	100	7521	
		2-Groove Pulley, Internal Fan Alt	CH	78	7509	
	69-64	1-Groove Pulley	CH	60	7007	
		2-Groove Pulley	CH	60	7006	
60		PL	30	9112		
6.6L (400) V8	78-72	1-Groove Pulley	CH	60	7024	
		2-Groove Pulley, External Fan Alt	CH	100	7521	
		2-Groove Pulley, Internal Fan Alt	CH	78	7509	
7.0L (426) V8	66-64	1-Groove Pulley	CH	60	7007	
		2-Groove Pulley	CH	60	7006	
7.2L (440) V8	78-70	1-Groove Pulley	CH	60	7024	
		2-Groove Pulley, External Fan Alt	CH	100	7521	
		2-Groove Pulley, Internal Fan Alt	CH	78	7509	
	69-66	1-Groove Pulley	CH	60	7007	
		2-Groove Pulley	CH	60	7006	
<b>FURY I, II, III - SEE FURY</b>						
<b>GRAN FURY</b>						
3.7L (225) L6	83-80	1-Groove Pulley	CH	60	7024	
		2-Groove Pulley, External Fan Alt	CH	100	7521	
		2-Groove Pulley, Internal Fan Alt	CH	78	7509	
5.2L (318) V8	89	Chrysler Unit, Std	CH	90	7002	
		Chrysler Unit, Opt	CH	120	7552	
		NDenso Unit, Std	ND	90	13256	N13256
		NDenso Unit, Opt	ND	120	13313	N13313
	88	Std	CH	90	7002	
		Opt	CH	120	7552	
87-72	1-Groove Pulley	CH	60	7024		
	2-Groove Pulley, External Fan Alt	CH	100	7521		
	2-Groove Pulley, Internal Fan Alt	CH	78	7509		
5.9L (360) V8	80-72	1-Groove Pulley	CH	60	7024	
		2-Groove Pulley, External Fan Alt	CH	100	7521	
		2-Groove Pulley, Internal Fan Alt	CH	78	7509	
6.6L (400) V8	78-72	1-Groove Pulley	CH	60	7024	
		2-Groove Pulley, External Fan Alt	CH	100	7521	
		2-Groove Pulley, Internal Fan Alt	CH	78	7509	
7.2L (440) V8	78-72	1-Groove Pulley	CH	60	7024	
		2-Groove Pulley, External Fan Alt	CH	100	7521	
		2-Groove Pulley, Internal Fan Alt	CH	78	7509	
<b>GRAND VOYAGER - SEE VOYAGER</b>						
<b>GTX</b>						
4.5L (273) V8	67	1-Groove Pulley	CH	60	7007	
		2-Groove Pulley	CH	60	7006	
5.2L (318) V8	68-67	1-Groove Pulley	CH	60	7007	
		2-Groove Pulley	CH	60	7006	

## ALTERNATORS / ALTERNATEURS / ALTERNADORES

Liter Litre Litro	Year Année Año	Options Options Opciones	Mfg.	Amp	Reman	New Nouveau Nuevo
<b>PLYMOUTH - continued</b>						
<b>GTX - continued</b>						
6.3L (383) V8	68-67	1-Groove Pulley	CH	60	7007	
		2-Groove Pulley	CH	60	7006	
7.0L (426) V8	67	1-Groove Pulley	CH	60	7007	
		2-Groove Pulley	CH	60	7006	
7.2L (440) V8	69-67	1-Groove Pulley	CH	60	7007	
		2-Groove Pulley	CH	60	7006	
<b>HORIZON</b>						
1.6L (97) L4	86-83		BO	65	14787	
1.7L (105) L4	83-80		CH	78	7549	
	79-78		CH	65	7537	
2.2L (135) L4	90	Std, 90 Amps	ND	90	13245	N13245
		Opt, 120 Amps	ND	120	13309	N13309
	89	Bosch Unit	BO	90	14789	
		Chrysler Unit, Std	CH	90	7002	
		Chrysler Unit, Opt	CH	120	7552	
		NDenso Unit, Std	ND	90	13184	N13184
	88	NDenso Unit, Opt	ND	120	13280	N13280
		Bosch Unit, Std	BO	75	13186	
		Bosch Unit, Opt	BO	90	14789	
		Chrysler Unit, Std	CH	90	7002	
	87-85	Chrysler Unit, Opt	CH	120	7552	
		NDenso Unit	ND	90	13184	N13184
Bosch Unit		BO	90	14789		
Chrysler Unit, Std		CH	78	7546		
84	Chrysler Unit, Opt	CH	90	7002		
		CH	78	7546		
83-81		CH	78	7549		
<b>LASER</b>						
1.8L	94-90	w/AT	MI	75	13332	
		w/MT	MI	75	13332	
2.0L	94-90	w/Turbo, Std	MD,MI	75	13249	N13249
		w/Turbo, Opt	MI	90	13289	N13289
		wo/Turbo, Std	MD,MI	75	13249	N13249
		wo/Turbo, Opt	MI	90	13289	N13289
<b>NEON</b>						
<i>SOME 1995 MODEL NEON'S MAY HAVE A PROBLEM WITH A DISCHARGED BATTERY DUE TO ANY OF THE FOLLOWING LIGHTS REMAINING ON AFTER THE CAR IS TURNED OFF: GLOVE BOX, DOME, OR TRUNK. IN EACH CASE, THE PROBLEM IS PROBABLY A MISALIGNED SWITCH.</i>						
2.0L (122) L4	01-98		MI	85	13735	N13735
	97-95		MI	90	13580	N13580
<b>PROWLER</b>						
3.5L (215) V6	01		MI	130	13955	
	00-99		MI	130	13764	N13764
	97		ND	90	13443	N13443
<b>RELIANT</b>						
2.2L (135) L4	89	Bosch Unit	BO	90	14789	
		Chrysler Unit, Std	CH	90	7002	
		Chrysler Unit, Opt	CH	120	7552	
		NDenso Unit, Std	ND	90	13184	N13184
	88	NDenso Unit, Opt	ND	120	13280	N13280
		Bosch Unit	BO	90	14789	
		Chrysler Unit, Std	CH	90	7002	
		Chrysler Unit, Opt	CH	120	7552	
	87-86	NDenso Unit	ND	90	13184	N13184
		Bosch Unit	BO	90	14789	
		Chrysler Unit, Std	CH	78	7546	
		Chrysler Unit, Opt	CH	90	7002	

## ALTERNATORS / ALTERNATEURS / ALTERNADORES

Liter Litre Litro	Year Année Año	Options Options Opciones	Mfg.	Amp	Reman	New Nouveau Nuevo
<b>PLYMOUTH - continued</b>						
<b>RELIANT - continued</b>						
2.2L (135) L4	85	Bosch Unit, w/External Reg	BO	90	14789	
		Bosch Unit, w/Internal Reg	BO	100	14765	
		Chrysler Unit, Std	CH	78	7546	
		Chrysler Unit, Opt	CH	90	7002	
	84	Bosch Unit	BO	100	14765	
		Chrysler Unit	CH	78	7546	
	83-81		CH	78	7549	
2.5L (153) L4	89	Bosch Unit	BO	90	14789	
		Chrysler Unit, Std	CH	90	7002	
		Chrysler Unit, Opt	CH	120	7552	
		NDenso Unit, Std	ND	90	13184	N13184
		NDenso Unit, Opt	ND	120	13280	N13280
	88	Bosch Unit, Std	BO	75	13186	
		Bosch Unit, Opt	BO	90	14789	
		Chrysler Unit, Std	CH	90	7002	
		Chrysler Unit, Opt	CH	120	7552	
		NDenso Unit, Std	ND	90	13184	N13184
		NDenso Unit, Opt	ND	120	13280	N13280
87-86	Bosch Unit	BO	90	14789		
	Chrysler Unit	CH	90	7002		
2.6L (156) L4	85-81		MI	75	14557	
<b>ROADRUNNER</b>						
4.5L (273) V8	68	1-Groove Pulley	CH	60	7007	
		2-Groove Pulley	CH	60	7006	
5.2L (318) V8	75-70	1-Groove Pulley	CH	60	7024	
		2-Groove Pulley, External Fan Alt	CH	100	7521	
		2-Groove Pulley, Internal Fan Alt	CH	78	7509	
	69-68	1-Groove Pulley	CH	60	7007	
		2-Groove Pulley	CH	60	7006	
5.6L (340) V8	73-71	1-Groove Pulley	CH	60	7024	
		2-Groove Pulley, External Fan Alt	CH	100	7521	
		2-Groove Pulley, Internal Fan Alt	CH	78	7509	
5.9L (360) V8	75-74	1-Groove Pulley	CH	60	7024	
		2-Groove Pulley, External Fan Alt	CH	100	7521	
		2-Groove Pulley, Internal Fan Alt	CH	78	7509	
6.3L (383) V8	71-70	1-Groove Pulley	CH	60	7024	
		2-Groove Pulley, External Fan Alt	CH	100	7521	
		2-Groove Pulley, Internal Fan Alt	CH	78	7509	
	69-68	1-Groove Pulley	CH	60	7007	
		2-Groove Pulley	CH	60	7006	
6.6L (400) V8	75-72	1-Groove Pulley	CH	60	7024	
		2-Groove Pulley, External Fan Alt	CH	100	7521	
		2-Groove Pulley, Internal Fan Alt	CH	78	7509	
7.0L (426) V8	71-70	1-Groove Pulley	CH	60	7024	
		2-Groove Pulley, External Fan Alt	CH	100	7521	
		2-Groove Pulley, Internal Fan Alt	CH	78	7509	
	69-68	1-Groove Pulley	CH	60	7007	
		2-Groove Pulley	CH	60	7006	
7.2L (440) V8	74-70	1-Groove Pulley	CH	60	7024	
		2-Groove Pulley, External Fan Alt	CH	100	7521	
		2-Groove Pulley, Internal Fan Alt	CH	78	7509	
	69-68	1-Groove Pulley	CH	60	7007	
		2-Groove Pulley	CH	60	7006	
<b>SAPPORO</b>						
1.6L	79		MI	45	14268	
	78		MI	45	14199	
2.6L	83-79		MI	55	14267	
	78		MI	50	14237	

# ALTERNATORS / ALTERNATEURS / ALTERNADORES

Liter Litre Litro	Year Année Año	Options Options Opciones	Mfg.	Amp	Reman	New Nouveau Nuevo
<b>PLYMOUTH - continued</b>						
<b>SATELLITE</b>						
3.7L (225) L6	74-70	1-Groove Pulley	CH	60	7024	
		2-Groove Pulley, External Fan Alt	CH	100	7521	
		2-Groove Pulley, Internal Fan Alt	CH	78	7509	
	69-66	1-Groove Pulley	CH	60	7007	
		2-Groove Pulley	CH	60	7006	
4.5L (273) V8	68-65	1-Groove Pulley	CH	60	7007	
		2-Groove Pulley	CH	60	7006	
5.2L (318) V8	74-70	1-Groove Pulley	CH	60	7024	
		2-Groove Pulley, External Fan Alt	CH	100	7521	
		2-Groove Pulley, Internal Fan Alt	CH	78	7509	
	69-65	1-Groove Pulley	CH	60	7007	
		2-Groove Pulley	CH	60	7006	
5.6L (340) V8	73-71	1-Groove Pulley	CH	60	7024	
		2-Groove Pulley, External Fan Alt	CH	100	7521	
		2-Groove Pulley, Internal Fan Alt	CH	78	7509	
5.9L (360) V8	74	1-Groove Pulley	CH	60	7024	
		2-Groove Pulley, External Fan Alt	CH	100	7521	
		2-Groove Pulley, Internal Fan Alt	CH	78	7509	
5.9L (361) V8	66-65	1-Groove Pulley	CH	60	7007	
		2-Groove Pulley	CH	60	7006	
6.3L (383) V8	71-70	1-Groove Pulley	CH	60	7024	
		2-Groove Pulley, External Fan Alt	CH	100	7521	
		2-Groove Pulley, Internal Fan Alt	CH	78	7509	
	69-65	1-Groove Pulley	CH	60	7007	
		2-Groove Pulley	CH	60	7006	
6.6L (400) V8	74-72	1-Groove Pulley	CH	60	7024	
		2-Groove Pulley, External Fan Alt	CH	100	7521	
		2-Groove Pulley, Internal Fan Alt	CH	78	7509	
7.0L (426) V8	71-70	1-Groove Pulley	CH	60	7024	
		2-Groove Pulley, External Fan Alt	CH	100	7521	
		2-Groove Pulley, Internal Fan Alt	CH	78	7509	
	69-65	1-Groove Pulley	CH	60	7007	
		2-Groove Pulley	CH	60	7006	
7.2L (440) V8	74-70	1-Groove Pulley	CH	60	7024	
		2-Groove Pulley, External Fan Alt	CH	100	7521	
		2-Groove Pulley, Internal Fan Alt	CH	78	7509	
	69-66	1-Groove Pulley	CH	60	7007	
		2-Groove Pulley	CH	60	7006	
<b>SAVOY</b>						
3.7L (225) L6	64-63	1-Groove Pulley	CH	60	7007	
		2-Groove Pulley	CH	60	7006	
4.5L (273) V8	64	1-Groove Pulley	CH	60	7007	
		2-Groove Pulley	CH	60	7006	
5.2L (318) V8	64	1-Groove Pulley	CH	60	7007	
		2-Groove Pulley	CH	60	7006	
5.9L (361) V8	64	1-Groove Pulley	CH	60	7007	
		2-Groove Pulley	CH	60	7006	
6.3L (383) V8	64	1-Groove Pulley	CH	60	7007	
		2-Groove Pulley	CH	60	7006	
7.0L (426) V8	64	1-Groove Pulley	CH	60	7007	
		2-Groove Pulley	CH	60	7006	
<b>SCAMP (CAR)</b>						
3.2L (198) L6	74-71	1-Groove Pulley	CH	60	7024	
		2-Groove Pulley	CH	78	7509	
3.7L (225) L6	76-71	1-Groove Pulley	CH	60	7024	
		2-Groove Pulley, External Fan Alt	CH	100	7521	
		2-Groove Pulley, Internal Fan Alt	CH	78	7509	

## ALTERNATORS / ALTERNATEURS / ALTERNADORES

Liter Litre Litro	Year Année Año	Options Options Opciones	Mfg.	Amp	Reman	New Nouveau Nuevo
<b>PLYMOUTH - continued</b>						
<b>SCAMP (CAR) - continued</b>						
5.2L (318) V8	76-71	1-Groove Pulley	CH	60	7024	
		2-Groove Pulley, External Fan Alt	CH	100	7521	
		2-Groove Pulley, Internal Fan Alt	CH	78	7509	
<b>SCAMP (TRUCK)</b>						
2.2L (135) L4	84		CH	78	7546	
	83-82		CH	78	7549	
<b>SPORT WAGON</b>						
3.7L (225) L6	60		PL	30	9112	
5.2L (318) V8	60		PL	30	9112	
5.9L (361) V8	60		PL	30	9112	
6.3L (383) V8	60		PL	30	9112	
<b>SUBURBAN</b>						
3.7L (225) L6	60		PL	30	9112	
3.8L (230) L6	59-56		PL	30	9112	
4.4L (270) V8	56		PL	30	9112	
4.5L (273) V8	57-56		PL	30	9112	
4.9L (299) V8	57		PL	30	9112	
5.2L (318) V8	60-58		PL	30	9112	
5.7L (350) V8	58		PL	30	9112	
5.9L (360) V8	59		PL	30	9112	
5.9L (361) V8	60		PL	30	9112	
6.3L (383) V8	60		PL	30	9112	
<b>SUNDANCE</b>						
<i>THE 7002 AND 14789 WILL INTERCHANGE DESPITE APPEARANCE DIFFERENCES. PULLEYS WILL NOT TRANSFER.</i>						
2.2L (135) L4	94-93	Std	ND	90	13245	N13245
		Opt	ND	120	13309	N13309
	92-90	Std, 75 Amps	ND	90	13245	N13245
		Std, 90 Amps	ND	90	13245	N13245
		Opt, 120 Amps	ND	120	13309	N13309
	89	Bosch Unit	BO	90	14789	
		Chrysler Unit, Std	CH	90	7002	
		Chrysler Unit, Opt	CH	120	7552	
		NDenso Unit, Std	ND	90	13184	N13184
	88	NDenso Unit, Opt	ND	120	13280	N13280
		Bosch Unit, Std	BO	75	13186	
		Bosch Unit, Opt	BO	90	14789	
Chrysler Unit, Std		CH	90	7002		
87	Chrysler Unit, Opt	CH	120	7552		
	NDenso Unit, Std	ND	90	13184	N13184	
	NDenso Unit, Opt	ND	120	13280	N13280	
	Bosch Unit	BO	90	14789		
2.5L (153) L4	94-90	Std	ND	90	13245	N13245
		Opt	ND	120	13309	N13309
	89	Bosch Unit	BO	90	14789	
		Chrysler Unit, Std	CH	90	7002	
		Chrysler Unit, Opt	CH	120	7552	
		NDenso Unit, Std	ND	90	13184	N13184
	88	NDenso Unit, Opt	ND	120	13280	N13280
		Bosch Unit, Std	BO	75	13186	
		Bosch Unit, Opt	BO	90	14789	
		Chrysler Unit, Std	CH	90	7002	
	87	Chrysler Unit, Opt	CH	120	7552	
		NDenso Unit	ND	90	13184	N13184

## ALTERNATORS / ALTERNATEURS / ALTERNADORES

Liter Litre Litro	Year Année Año	Options Options Opciones	Mfg.	Amp	Reman	New Nouveau Nuevo
<b>PLYMOUTH - continued</b>						
<b>SUNDANCE - continued</b>						
3.0L (181) V6	94-92	Std	ND	90	13307	N13307
		Opt	ND	120	13311	N13311
<b>TRAILDUSTER</b>						
3.7L (225) L6	80-74	1-Groove Pulley	CH	60	7024	
		2-Groove Pulley, External Fan Alt	CH	100	7521	
		2-Groove Pulley, Internal Fan Alt, 1/2" Belt	CH	60	7505	
		2-Groove Pulley, Internal Fan Alt, 3/8" Belt	CH	78	7509	
5.2L (318) V8	81-74	1-Groove Pulley	CH	60	7024	
		2-Groove Pulley, External Fan Alt	CH	100	7521	
		2-Groove Pulley, Internal Fan Alt, 1/2" Belt	CH	60	7505	
		2-Groove Pulley, Internal Fan Alt, 3/8" Belt	CH	78	7509	
5.9L (360) V8	81-74	1-Groove Pulley	CH	60	7024	
		2-Groove Pulley, External Fan Alt	CH	100	7521	
		2-Groove Pulley, Internal Fan Alt, 1/2" Belt	CH	60	7505	
		2-Groove Pulley, Internal Fan Alt, 3/8" Belt	CH	78	7509	
6.6L (400) V8	78-76	1-Groove Pulley	CH	60	7024	
		2-Groove Pulley, External Fan Alt	CH	100	7521	
		2-Groove Pulley, Internal Fan Alt, 1/2" Belt	CH	60	7505	
		2-Groove Pulley, Internal Fan Alt, 3/8" Belt	CH	78	7509	
	74	1-Groove Pulley	CH	60	7024	
		2-Groove Pulley, External Fan Alt	CH	100	7521	
		2-Groove Pulley, Internal Fan Alt, 1/2" Belt	CH	60	7505	
		2-Groove Pulley, Internal Fan Alt, 3/8" Belt	CH	78	7509	
7.2L (440) V8	78-74	1-Groove Pulley	CH	60	7024	
		2-Groove Pulley, External Fan Alt	CH	100	7521	
		2-Groove Pulley, Internal Fan Alt, 1/2" Belt	CH	60	7505	
		2-Groove Pulley, Internal Fan Alt, 3/8" Belt	CH	78	7509	
<b>TURISMO</b>						
1.6L (97) L4	85-83		BO	65	14787	
1.7L (105) L4	83		CH	65	7537	
2.2L (135) L4	85	Bosch Unit	BO	90	14789	
		Chrysler Unit, Std	CH	78	7546	
		Chrysler Unit, Opt	CH	90	7002	
		84		CH	78	7546
	83		CH	78	7549	
<b>VALIANT</b>						
2.8L (170) L6	69-62	1-Groove Pulley	CH	60	7007	
		2-Groove Pulley	CH	60	7006	
	61-60		PL	30	9112	
3.2L (198) L6	74-70	1-Groove Pulley	CH	60	7024	
		2-Groove Pulley	CH	78	7509	
3.7L (225) L6	76-70	1-Groove Pulley	CH	60	7024	
		2-Groove Pulley, External Fan Alt	CH	100	7521	
		2-Groove Pulley, Internal Fan Alt	CH	78	7509	
	69-62	1-Groove Pulley	CH	60	7007	
		2-Groove Pulley	CH	60	7006	
4.5L (273) V8	69-64	1-Groove Pulley	CH	60	7007	
		2-Groove Pulley	CH	60	7006	
5.2L (318) V8	76-70	1-Groove Pulley	CH	60	7024	
		2-Groove Pulley, External Fan Alt	CH	100	7521	
		2-Groove Pulley, Internal Fan Alt	CH	78	7509	
	69-68	1-Groove Pulley	CH	60	7007	
		2-Groove Pulley	CH	60	7006	

# ALTERNATORS / ALTERNATEURS / ALTERNADORES

Liter Litre Litro	Year Année Año	Options Options Opciones	Mfg.	Amp	Reman	New Nouveau Nuevo
<b>PLYMOUTH - continued</b>						
<b>VALIANT - continued</b>						
5.6L (340) V8	73-70	1-Groove Pulley	CH	60	7024	
		2-Groove Pulley, External Fan Alt	CH	100	7521	
		2-Groove Pulley, Internal Fan Alt	CH	78	7509	
5.9L (360) V8	76-74	1-Groove Pulley	CH	60	7024	
		2-Groove Pulley, External Fan Alt	CH	100	7521	
		2-Groove Pulley, Internal Fan Alt	CH	78	7509	
<b>VIP</b>						
5.2L (318) V8	67	1-Groove Pulley	CH	60	7007	
		2-Groove Pulley	CH	60	7006	
6.3L (383) V8	67	1-Groove Pulley	CH	60	7007	
		2-Groove Pulley	CH	60	7006	
7.2L (440) V8	67	1-Groove Pulley	CH	60	7007	
		2-Groove Pulley	CH	60	7006	
<b>VOLARE</b>						
3.7L (225) L6	80-76	1-Groove Pulley	CH	60	7015	
		2-Groove Pulley, External Fan Alt	CH	100	7521	
		2-Groove Pulley, Internal Fan Alt	CH	78	7509	
5.2L (318) V8	80-76	1-Groove Pulley	CH	60	7024	
		2-Groove Pulley, External Fan Alt	CH	100	7521	
		2-Groove Pulley, Internal Fan Alt	CH	78	7509	
5.9L (360) V8	80-76	1-Groove Pulley	CH	60	7024	
		2-Groove Pulley, External Fan Alt	CH	100	7521	
		2-Groove Pulley, Internal Fan Alt	CH	78	7509	
<b>VOYAGER</b>						
1. THE 7002 AND 14789 WILL INTERCHANGE DESPITE APPEARANCE DIFFERENCES. PULLEYS WILL NOT TRANSFER.						
2. THE 13305 (17mm SHAFT) WILL REPLACE THE 14869 (15mm SHAFT), IF FIT WITH THE CORRECT PULLEY. PULLEYS WILL NOT TRANSFER BETWEEN THESE UNITS DUE TO THE SHAFT SIZE.						
2.2L (135) L4	87-85	Bosch Unit	BO	90	14789	
		Chrysler Unit, Std	CH	78	7546	
		Chrysler Unit, Opt	CH	90	7002	
	84		CH	78	7546	
2.4L (148) L4	00-98	Std	ND	90	13593	N13593
		Opt	ND	130	13765	N13765
	97-96	Std	ND	90	13593	N13593
		Opt	ND	120	13594	N13594
2.5L (153) L4	95-93	Std	ND	90	13245	N13245
		Opt	ND	120	13309	N13309
	92-90	Bosch Unit, 90 Amps	BO	90	13315	
		NDenso Unit, Std, 90 Amps	ND	90	13245	N13245
		NDenso Unit, Opt, 120 Amps	ND	120	13309	N13309
	89	Bosch Unit	BO	90	14789	
		Chrysler Unit, Std	CH	90	7002	
		Chrysler Unit, Opt	CH	120	7552	
		NDenso Unit, Std	ND	90	13184	N13184
		NDenso Unit, Opt	ND	120	13280	N13280
88	Bosch Unit, Std	BO	75	13186		
	Bosch Unit, Opt	BO	90	14789		
	Chrysler Unit	CH	90	7002		
	NDenso Unit	ND	90	13184	N13184	
87	Bosch Unit	BO	90	14789		
	Chrysler Unit	CH	90	7002		
2.6L (156) L4	87-84		MI	75	14557	
3.0L (181) V6	00-98	Std	ND	90	13593	N13593
		Opt	ND	130	13765	N13765
	97-96	Std	ND	90	13593	N13593
		Opt	ND	120	13594	N13594



## ALTERNATORS / ALTERNATEURS / ALTERNADORES

Liter Litre Litro	Year Année Año	Options Options Opciones	Mfg.	Amp	Reman	New Nouveau Nuevo
<b>PLYMOUTH - continued</b>						
<b>VOYAGER - continued</b>						
3.0L (181) V6	95-93	Std	ND	90	13307	N13307
		Opt	ND	120	13311	N13311
	92-91	Bosch Unit	BO	90	13315	
		NDenso Unit, Std NDenso Unit, Opt	ND ND	90 120	13307 13311	N13307 N13311
	90	Std	ND	90	13306	N13306
		Opt	ND	120	13310	N13310
	89	Chrysler Unit	CH	120	7552	
NDenso Unit, Std NDenso Unit, Opt		ND ND	90 120	13305 13308	N13305 N13308	
88		Bosch Unit Chrysler Unit	BO CH	90 120	13187 7552	
	NDenso Unit, 15mm Diameter Pulley Shaft NDenso Unit, 17mm Diameter Pulley Shaft	ND ND	90 90	14869 13305	N13305	
87		ND	90	14869		
3.3L (201) V6	00-98	Std	ND	90	13593	N13593
		Opt	ND	130	13765	N13765
	97-96	Std	ND	90	13593	N13593
		Opt	ND	120	13594	N13594
	95-90	Std	ND	90	13307	N13307
Opt		ND	120	13311	N13311	
3.8L (230) V6	99-98	Std	ND	90	13593	N13593
		Opt	ND	130	13765	N13765
	97-96	Std	ND	90	13593	N13593
		Opt	ND	120	13594	N13594
	95-94	Std	ND	90	13307	N13307
Opt		ND	120	13311	N13311	
<b>OLDER MODELS</b>						
3.7L (225) L6	69-64	1-Groove Pulley	CH	60	7007	
		2-Groove Pulley	CH	60	7006	
	60		PL	30	9112	
3.8L (230) L6	59-56		PL	30	9112	
4.4L (270) V8	56		PL	30	9112	
4.5L (273) V8	69-64	1-Groove Pulley	CH	60	7007	
		2-Groove Pulley	CH	60	7006	
	57-56		PL	30	9112	
4.9L (299) V8	57		PL	30	9112	
5.2L (318) V8	69-64	1-Groove Pulley	CH	60	7007	
		2-Groove Pulley	CH	60	7006	
	60-58		PL	30	9112	
5.7L (350) V8	58		PL	30	9112	
5.9L (360) V8	59		PL	30	9112	
5.9L (361) V8	60		PL	30	9112	
	58		PL	30	9112	
6.3L (383) V8	71-70	1-Groove Pulley	CH	60	7024	
		2-Groove Pulley, External Fan Alt	CH	100	7521	
		2-Groove Pulley, Internal Fan Alt	CH	78	7509	
	69-64	1-Groove Pulley	CH	60	7007	
		2-Groove Pulley	CH	60	7006	
	60		PL	30	9112	
7.0L (426) V8	66-64	1-Groove Pulley	CH	60	7007	
		2-Groove Pulley	CH	60	7006	
7.2L (440) V8	69-66	1-Groove Pulley	CH	60	7007	
		2-Groove Pulley	CH	60	7006	
All Engines	60-56		PL	30	9112	

# ALTERNATORS / ALTERNATEURS / ALTERNADORES

Liter Litre Litro	Year Année Año	Options Options Opciones	Mfg.	Amp	Reman	New Nouveau Nuevo
<b>PONTIAC</b>						
<i>VARIOUS GM TSB'S INDICATE "GENERATORS (ALTERNATORS) ARE BEING REPLACED BECAUSE OF COMMENTS OF LOW VOLTAGE READINGS OR DIM LIGHTS AT IDLE. THIS CONDITION IS A NORMAL OPERATING CHARACTERISTIC OF THE VEHICLE, AND NO REPAIRS SHOULD BE ATTEMPTED UNLESS A PROVEN FAULT HAS BEEN FOUND. ANY VEHICLE MAY HAVE A LOW VOLTAGE READING ... WHEN ELECTRICAL LOADS ARE HEAVY AT IDLE, OR UNDER VERY SLOW DRIVING CONDITIONS. AT IDLE, VEHICLE LOADS MAY EXCEED THE LOW SPEED OUTPUT CAPABILITIES OF THE GENERATOR (ALTERNATOR), BUT THE BATTERY CAN SUPPLY THIS SHORTFALL FROM IT'S RESERVE CAPACITY FOR SHORT PERIODS." THESE BULLETINS GO ON TO SAY THAT GENERATOR (ALTERNATOR) OUTPUT CAN BE AS LOW AS 35% OF FULL RATED OUTPUT AT TIMES, AND THAT THIS MAY NOT BE ENOUGH TO HANDLE THE LOADS AT TIMES OF HIGHER TEMPERATURES AND / OR SLOWER ENGINE SPEEDS. IN A NUTSHELL – DO NOT ASSUME THERE IS A PROBLEM, UNLESS ONE CAN BE FOUND.</i>						
<b>6000</b>						
2.5L (151) L4	91-87		DR	105	7860-11	N7860-11
	86-84	Std	DR	78	7273-3	N7273-3
		Opt HD	DR	94	7294-3	N7294-3
	83	w/AC	DR	78	7273-3	N7273-3
		w/HBW	DR	78	7273-3	N7273-3
wo/AC		DR	63	7127-3	N7127-3	
82	w/AC	DR	70	7137-6		
	wo/AC	DR	63	7127-3	N7127-3	
2.8L (173) V6	89-88	w/AC	DR	105	7860-7	N7860-7
		wo/AC	DR	105	7860-7	N7860-7
	87	Exc STE Models, w/AC	DR	105	7859-7	
		Exc STE Models, wo/AC	DR	105	7859-7	
		STE Models	DR	105	7859-7	
	86	w/Carb, w/AC	DR	94	7294-9	N7294-9
		w/Carb, w/HBW	DR	78	7273-9	N7273-9
		w/Carb, wo/AC	DR	78	7273-9	N7273-9
		w/Carb, Opt HD	DR	120	7287-6	
		w/FI, w/AC	DR	108	7290-6	
		w/FI, w/HBW	DR	78	7273-9	N7273-9
		w/FI, wo/AC	DR	78	7273-9	N7273-9
	85	w/Carb, w/AC	DR	94	7294-9	N7294-9
		w/Carb, w/HBW	DR	78	7273-9	N7273-9
		w/Carb, wo/AC	DR	78	7273-9	N7273-9
		w/Carb, Opt HD	DR	120	7287-6	
		w/FI, w/AC	DR	108	7290-6	
		w/FI, w/HBW	DR	78	7273-9	N7273-9
		w/FI, wo/AC	DR	78	7273-9	N7273-9
84	w/FI, Opt HD	DR	108	7290-12	N7290-12	
	VIN X, w/AC	DR	94	7294-9	N7294-9	
	VIN X, w/HBW	DR	78	7273-9	N7273-9	
	VIN X, wo/AC	DR	63	7127-9	N7127-9	
	VIN X, Opt HD	DR	108	7290-12	N7290-12	
83	VIN Z	DR	108	7290-3		
	VIN X, w/AC	DR	78	7273-9	N7273-9	
	VIN X, w/HBW	DR	78	7273-9	N7273-9	
	VIN X, wo/AC	DR	63	7127-9	N7127-9	
82	VIN Z	DR	108	7290-3		
	w/AC	DR	70	7137-6		
	w/HBW	DR	63	7127-6	N7127-6	
	wo/AC	DR	63	7127-6	N7127-6	
3.1L (189) V6	91-88		DR	105	7860-7	N7860-7
4.3L (260) V6 (Diesel)	85		DR	94	7294-R	
	84	w/AC	DR	94	7294-12	N7294-12
		wo/AC, w/Gauges	DR	78	7273-R	
		wo/AC, wo/Gauges	DR	78	7273-12	N7273-12
	83	w/Gauges, w/AC	DR	85	7134-9R	
		w/Gauges, wo/AC	DR	78	7273-R	
		wo/Gauges, w/AC	DR	85	7134-12	N7290-12
wo/Gauges, wo/AC		DR	78	7273-12	N7273-12	
82	w/AC	DR	85	7134-12	N7290-12	
	wo/AC	DR	63	7127-12	N7127-12	

# ALTERNATORS / ALTERNATEURS / ALTERNADORES

Liter Litre Litro	Year Année Año	Options Options Opciones	Mfg.	Amp	Reman	New Nouveau Nuevo
<b>PONTIAC - continued</b>						
<b>ACADIAN</b>						
1.4L (85) L4	77-76		DR	63	7145-6	
1.6L (98) L4	87-83	w/AC or HBW	DR	78	7278-6	
		wo/AC	DR	63	7145-6	
	82-76		DR	63	7145-6	
1.8L (110) L4 (Diesel)	86-81		HI	55	14645	
4.1L (250) L6	71-70		DR	55	7122	
	69-68		DR	60	7111	
5.0L (307) V8	71		DR	55	7122	
5.7L (350) V8	71-68		DR	55	7122	
<b>ASTRE</b>						
2.3L (140) L4	77	w/AC or HBW, California	DR	63	7127-9	N7127-9
		w/AC or HBW, Federal	DR	63	7127-12	N7127-12
		wo/AC	DR	63	7127-12	N7127-12
	76-75	w/AC or HBW, California	DR	63	7127-9	N7127-9
		w/AC or HBW, Federal	DR	63	7127-12	N7127-12
		wo/AC, California	DR	63	7145-6	
		wo/AC, Federal	DR	63	7127-12	N7127-12
2.5L (151) L4	77	w/AC, w/PS	DR	63	7127-6	N7127-6
		w/AC, wo/PS	DR	63	7127-9	N7127-9
		w/HBW	DR	63	7127-3	N7127-3
		wo/AC	DR	63	7127-3	N7127-3
<b>AZTEK</b>						
3.4L (207) V6	05	Std	VA	105	13865	N13865
		Opt	VA	125	13866	N13866
	04-03	Delco Unit	DR	125	8284	N8284
		Valeo Unit, Std	VA	105	13865	N13865
		Valeo Unit, Opt	VA	125	13866	N13866
	02-01	Std	VA	105	13865	N13865
Opt		VA	125	13866	N13866	
<b>BONNEVILLE</b>						
<p><i>GENERAL MOTORS HAS SUPERSEDED THE 8158-5 (105A – 1st PRODUCTION) WITH THE 8192-5 (140A – 3rd PRODUCTION). IN BETWEEN THIS, THEY USED THE 8103-7 (105A CS130 UNIT). BOTH THE 8158-5 AND THE 8103-7 CAN BE REPLACED BY THE 8192-5. ALTHOUGH ELECTRICALLY SIMILAR, THE CHANGE REQUIRES ADDITIONAL PARTS FOR INSTALLATION:</i></p> <p><i>1. A CS144 HARNESS PLUG – GM PART # PT494 IS ONLY NEEDED WHEN REPLACING THE 8158-5, AS THE 8103-7 PLUG IS IDENTICAL TO THE 8192-5.</i></p> <p><i>2. A REPLACEMENT BATTERY CABLE (a) FOR THE 3.8L(231-L) V6, USE GM PART # 2SW44-1D (b) FOR THE 3.8L(231-1) V6, USE GM PART # 2SW43-1B.</i></p> <p><i>3. A REPLACEMENT ALTERNATOR BELT (a) FOR THE 3.8L(231-L) V6, USE GM PART # 24504258 (b) FOR THE 3.8L(231-1) V6, USE GM PART # 24504257.</i></p> <p><i>THE 8213-7 AND 8193-5 LOOK SIMILAR, BUT DO NOT INTERCHANGE. THE 8213-7 HAS A REAR THREADED MOUNTING HOLE AT 3:00, WHEREAS THE 8193-5 HAS ONE AT 6:00. ALSO, THE 3:00 MOUNTING HOLE ON THE 8213-7 MAY INTERFERE PHYSICALLY IF FITTED TO THE 8193-5 APPLICATION.</i></p>						
3.8L (231) V6	05		ND	140	11035	
	04	Delco Unit	DR	105	8245	N8245
		NDenso Unit	ND	140	11035	
	03-01	w/Supercharger	DR	125	8286	
		wo/Supercharger	DR	105	8245	N8245
	00		DR	105	8245	N8245
	99-96		DR	140	8213-7	N8213-7
	95	w/Supercharger	DR	140	8192-5	N8192-5
		wo/Supercharger	DR	124	8193-5	N8193-5
	94	w/Supercharger, w/Black Rear Cover on Alt	DR	105	8158-5	
		w/Supercharger, wo/Black Rear Cover on Alt, w/5:00 Alt Plug	DR	140	8192-5	N8192-5
		w/Supercharger, wo/Black Rear Cover on Alt, w/7:00 Alt Plug	DR	105	8103-7	N8103-7
wo/Supercharger		DR	105	8103-7	N8103-7	
93	w/Supercharger	DR	105	8103-7	N8103-7	
	wo/Supercharger	DR	105	8103-7	N8103-7	

## ALTERNATORS / ALTERNATEURS / ALTERNADORES

Liter Litre Litro	Year Année Año	Options Options Opciones	Mfg.	Amp	Reman	New Nouveau Nuevo
<b>PONTIAC - continued</b>						
<b>BONNEVILLE - continued</b>						
3.8L (231) V6	92	w/Supercharger, w/Heated Windshield	DR	140	7984-5	N8103-7
		w/Supercharger, wo/Heated Windshield	DR	105	8103-7	
		wo/Supercharger, w/Heated Windshield	DR	140	7984-2	
		wo/Supercharger, wo/Heated Windshield	DR	105	8103-7	
	91		DR	105	8103-11	N8103-11
	90-88		DR	105	7914-11	N7914-11
	87		DR	120	7864-11	N7864-11
	86-85	w/AC, Std	DR	70	7137-6	N7273-3
		w/AC, Opt	DR	85	7134-6	
		w/HBW	DR	78	7273-3	
		wo/AC, Std	DR	78	7273-3	
		wo/AC, Opt	DR	94	7294-9	
	84	w/AC, Std	DR	70	7137-6	N7273-3
		w/AC, Opt	DR	94	7294-6	
w/HBW		DR	78	7273-3		
wo/AC, Std		DR	78	7273-3		
wo/AC, Opt		DR	94	7294-9		
83	w/AC, California	DR	78	7273-6	N7273-3	
	w/AC, Federal	DR	70	7137-6		
	w/HBW, California	DR	78	7273-3		
	w/HBW, Federal	DR	70	7137-6		
	wo/AC, California	DR	63	7127-3		
	wo/AC, Federal	DR	78	7273-3		
82-81	w/AC	DR	70	7137-6	N7127-3	
	w/HBW	DR	85	7134-3		
	wo/AC	DR	63	7127-3		
80	Std	DR	63	7127-3	N7127-3	
	Opt HD	DR	70	7137-6		
4.1L (252) V6	82	w/AC	DR	70	7137-6	N7127-3
		w/HBW	DR	85	7134-3	
		wo/AC	DR	63	7127-3	
4.3L (262) V6	86	w/AC, Std	DR	94	7294-12	N7294-12
		w/AC, Opt	DR	120	7287-9	
		wo/AC, Std	DR	78	7273-12	
		wo/AC, Opt	DR	108	7290-9	
4.3L (265) V8	81-80	Std	DR	63	7127-9	N7127-9
		Opt HD	DR	85	7134-12	
4.6L (281) V8	05-04		ND	140	13919	
4.9L (301) V8	80	w/AC and HBW	DR	85	7134-12	N7290-12
		w/AC or HBW	DR	63	7127-9	
		wo/AC	DR	63	7127-9	
	79-77		DR	63	7127-9	N7127-9
5.0L (305) V8	86		DR	78	7273-9	N7273-9
	85	w/AC	DR	78	7273-9	N7273-9
		wo/AC	DR	78	7273-3	
	84	w/AC or HBW	DR	78	7273-3	N7273-3
		wo/AC	DR	63	7127-3	
Opt HD		DR	94	7294-9		
83	w/AC or HBW	DR	78	7273-3	N7273-3	
	wo/AC	DR	63	7127-3		
5.0L (307) V8	81	Std	DR	63	7127-9	N7127-9
		Opt HD	DR	70	7137-6	
5.7L (350) V8	80	VIN R, Std	DR	63	7127-3	N7127-3
		VIN R, Opt HD, w/3:00 Alt Plug	DR	85	7134-3	
		VIN R, Opt HD, w/6:00 Alt Plug	DR	70	7137-6	
		VIN X, w/DbI Mtg Foot (Opt HD)	DR	80	7135	
		VIN X, w/Sgl Mtg Foot	DR	63	7127-3	

## ALTERNATORS / ALTERNATEURS / ALTERNADORES

Liter Litre Litro	Year Année Año	Options Options Opciones	Mfg.	Amp	Reman	New Nouveau Nuevo
<b>PONTIAC - continued</b>						
<b>BONNEVILLE - continued</b>						
5.7L (350) V8	79-78	VIN R, w/DbI Mtg Foot (Opt HD)	DR	80	7135	N7127-3
		VIN R, w/Sgl Mtg Foot	DR	63	7127-3	
		VIN X, w/DbI Mtg Foot (Opt HD)	DR	80	7135	
		VIN X, w/Sgl Mtg Foot	DR	63	7127-12	
	77	w/DbI Mtg Foot (Opt HD)	DR	80	7135	N7127-3
		w/Sgl Mtg Foot, w/3:00 Alt Plug	DR	63	7127-3	
		w/Sgl Mtg Foot, w/9:00 Alt Plug	DR	63	7127-9	
	75-74	w/DbI Mtg Foot (Opt HD)	DR	80	7135	N7127-9
		w/Sgl Mtg Foot	DR	63	7127-9	
	72-71		DR	63	7127-9	N7127-9
70		DR	60	7111		
5.7L (350) V8 (Diesel)	84	w/Gauges, w/AC	DR	78	7292-9R	N7830-9
		w/Gauges, wo/AC	DR	78	7292-3R	
		wo/Gauges, w/AC	DR	78	7292-9	
		wo/Gauges, wo/AC	DR	78	7292-3	
		wo/Gauges, Opt HD	DR	94	7294-6	
	83	w/Gauges, w/AC	DR	78	7273-9R	N7273-9
		w/Gauges, wo/AC	DR	78	7273-3R	
		wo/Gauges, w/AC	DR	78	7273-9	
	82-81	Std	DR	63	7127-9	N7127-9
		Opt HD	DR	70	7137-6	
80	Std	DR	63	7127-3	N7127-3	
	Opt HD, w/3:00 Alt Plug	DR	85	7134-3		
	Opt HD, w/6:00 Alt Plug	DR	70	7137-6		
6.1L (370) V8	58	12-Volt	DR	30	9005	
6.4L (389) V8	66-63	w/Alternator	DR	60	7111	
	62-59	w/Generator, 12-Volt	DR	30	9005	
6.6L (400) V8	78-77	VIN Z	DR	63	7127-9	N7127-9
	76-73	w/DbI Mtg Foot (Opt HD)	DR	80	7135	N7127-9
		w/Sgl Mtg Foot	DR	63	7127-9	
	72-71		DR	63	7127-9	N7127-9
	70		DR	60	7111	
	69		DR	55	7122	
68-67		DR	60	7111		
6.6L (403) V8	79	w/DbI Mtg Foot (Opt HD)	DR	80	7135	N7127-3
		w/Sgl Mtg Foot	DR	63	7127-3	
78-77	VIN K, w/DbI Mtg Foot (Opt HD)	DR	80	7135	N7127-3	
	VIN K, w/Sgl Mtg Foot	DR	63	7127-3		
6.9L (421) V8	66-63	w/Alternator	DR	60	7111	
7.0L (428) V8	69-67		DR	60	7111	
7.5L (455) V8	76-73	w/DbI Mtg Foot (Opt HD)	DR	80	7135	N7127-9
		w/Sgl Mtg Foot	DR	63	7127-9	
	72-71		DR	63	7127-9	N7127-9
70		DR	55	7122		
<b>CATALINA</b>						
3.8L (229) V6	80	Std	DR	63	7127-3	N7127-3
		Opt HD	DR	70	7137-6	
3.8L (231) V6	81	w/AC	DR	70	7137-6	N7127-3
		w/HBW	DR	85	7134-3	
		wo/AC	DR	63	7127-3	
	80	Std	DR	63	7127-3	N7127-3
Opt HD		DR	70	7137-6		
79-77		DR	63	7127-3	N7127-3	
3.9L (239) L6	54-52	6-Volt	DR	45	9205	
4.1L (250) L6	79-77		DR	63	7127-9	N7127-9

## ALTERNATORS / ALTERNATEURS / ALTERNADORES

Liter Litre Litro	Year Année Año	Options Options Opciones	Mfg.	Amp	Reman	New Nouveau Nuevo
<b>PONTIAC - continued</b>						
<b>CATALINA - continued</b>						
4.3L (265) V8	81-80	Std Opt HD	DR DR	63 85	7127-9 7134-12	N7127-9 N7290-12
4.4L (267) V8	81-80	Std Opt HD	DR DR	63 85	7127-3 7134-3	N7127-3
4.4L (268) L8	54-52	6-Volt	DR	45	9205	
4.9L (301) V8	80	w/AC and HBW w/AC or HBW wo/AC	DR DR DR	85 63 63	7134-12 7127-9 7127-9	N7290-12 N7127-9 N7127-9
	79-77		DR	63	7127-9	N7127-9
5.0L (305) V8	81-80	Canada, w/AC and HBW Canada, w/AC or HBW Canada, wo/AC	DR DR DR	85 63 63	7134-3 7127-3 7127-3	N7127-3 N7127-3 N7127-3
5.0L (307) V8	81	Std Opt HD	DR DR	63 70	7127-9 7137-6	N7127-9
5.7L (350) V8	80	VIN R, Std VIN R, Opt HD, w/3:00 Alt Plug VIN R, Opt HD, w/6:00 Alt Plug VIN X, w/DbI Mtg Foot (Opt HD) VIN X, w/Sgl Mtg Foot	DR DR DR DR DR	63 85 70 80 63	7127-3 7134-3 7137-6 7135 7127-3	N7127-3    N7127-3
	79-78	VIN R, w/DbI Mtg Foot (Opt HD) VIN R, w/Sgl Mtg Foot VIN X, w/DbI Mtg Foot (Opt HD) VIN X, w/Sgl Mtg Foot	DR DR DR DR	80 63 80 63	7135 7127-3 7135 7127-12	N7127-3   N7127-12
	77	w/DbI Mtg Foot (Opt HD) w/Sgl Mtg Foot, w/3:00 Alt Plug w/Sgl Mtg Foot, w/9:00 Alt Plug	DR DR DR	80 63 63	7135 7127-3 7127-9	N7127-3 N7127-9
	73	w/DbI Mtg Foot (Opt HD) w/Sgl Mtg Foot	DR DR	80 63	7135 7127-9	N7127-9
	72-71		DR	63	7127-9	N7127-9
	70		DR	60	7111	
5.7L (350) V8 (Diesel)	81	Std Opt HD	DR DR	63 70	7127-9 7137-6	N7127-9
	80	Std Opt HD, w/3:00 Alt Plug Opt HD, w/6:00 Alt Plug	DR DR DR	63 85 70	7127-3 7134-3 7137-6	N7127-3
6.1L (370) V8	58	12-Volt	DR	30	9005	
6.4L (389) V8	66-63	w/Alternator	DR	60	7111	
	62-59	w/Generator, 12-Volt	DR	30	9005	
6.6L (400) V8	78-73	w/DbI Mtg Foot (Opt HD) w/Sgl Mtg Foot	DR DR	80 63	7135 7127-9	N7127-9
	72-71		DR	63	7127-9	N7127-9
	70		DR	60	7111	
	69		DR	55	7122	
	68-67		DR	60	7111	
6.6L (403) V8	79-77	w/DbI Mtg Foot (Opt HD) w/Sgl Mtg Foot	DR DR	80 63	7135 7127-3	N7127-3
6.9L (421) V8	66-63	w/Alternator	DR	60	7111	
7.0L (428) V8	69-67		DR	60	7111	
7.5L (455) V8	76-73	w/DbI Mtg Foot (Opt HD) w/Sgl Mtg Foot	DR DR	80 63	7135 7127-9	N7127-9
	72-71		DR	63	7127-9	N7127-9
	70		DR	55	7122	
<b>CHIEFTAIN</b>						
3.9L (239) L6	54-52	6-Volt	DR	45	9205	
4.4L (268) L8	54-52	6-Volt	DR	45	9205	
6.1L (370) V8	58	12-Volt	DR	30	9005	

## ALTERNATORS / ALTERNATEURS / ALTERNADORES

Liter Litre Litro	Year Année Año	Options Options Opciones	Mfg.	Amp	Reman	New Nouveau Nuevo
<b>PONTIAC - continued</b>						
<b>EXECUTIVE</b>						
5.7L (350) V8	70		DR	55	7122	
6.6L (400) V8	70		DR	60	7111	
	69		DR	55	7122	
	68-67		DR	60	7111	
7.0L (428) V8	69-67		DR	60	7111	
7.5L (455) V8	70		DR	55	7122	
<b>FIERO</b>						
2.5L (151) L4	88-87		DR	100	7860-3	N7860-3
	86-84	w/AC	DR	94	7294-3	N7294-3
		wo/AC	DR	78	7273-3	N7273-3
2.8L (173) V6	88	Std	DR	105	7802-7	
		Opt	DR	105	7802-7	
	87-85	w/AC	DR	94	7294-12	N7294-12
		wo/AC	DR	78	7273-12	N7273-12
<b>FIREBIRD</b>						
2.5L (151) L4	86		DR	100	7820-11	N7820-11
	85-84	w/AC, Std	DR	78	7273-3	N7273-3
		w/AC, Opt	DR	94	7294-3	N7294-3
		w/HBW	DR	78	7273-3	N7273-3
		wo/AC	DR	63	7127-3	N7127-3
	83	VIN 2, w/AC or HBW	DR	78	7273-3	N7273-3
		VIN 2, wo/AC	DR	63	7127-3	N7127-3
		VIN F, w/AC	DR	78	7273-3	N7273-3
		VIN F, w/HBW	DR	78	7273-3	N7273-3
		VIN F, wo/AC	DR	63	7127-3	N7127-3
		VIN F, Opt HD	DR	94	7294-3	N7294-3
	82	VIN 2, w/AC, Std	DR	70	7137-6	
		VIN 2, w/AC, Opt	DR	85	7134-6	
		VIN 2, w/HBW, Std	DR	63	7127-3	N7127-3
		VIN 2, w/HBW, Opt	DR	85	7134-3	
		VIN 2, wo/AC	DR	63	7127-3	N7127-3
VIN F, w/AC, Std		DR	70	7137-6		
VIN F, w/AC, Opt HD		DR	85	7134-6		
VIN F, wo/AC		DR	63	7127-3	N7127-3	
2.8L (173) V6	89-87	w/AC	DR	105	7860-11	N7860-11
		wo/AC	DR	105	7860-11	N7860-11
	86	w/AC or HBW	DR	108	7290-6	
		wo/AC	DR	78	7273-9	N7273-9
	85	w/AC	DR	108	7290-6	
		w/HBW, w/6:00 Alt Plug	DR	78	7273-6	
		w/HBW, w/9:00 Alt Plug	DR	78	7273-9	N7273-9
		wo/AC, w/6:00 Alt Plug	DR	78	7273-6	
		wo/AC, w/9:00 Alt Plug	DR	78	7273-9	N7273-9
	84-83	w/AC or HBW	DR	78	7273-6	
		wo/AC	DR	63	7127-6	N7127-6
	82	w/AC	DR	70	7137-6	
w/HBW		DR	63	7127-6	N7127-6	
wo/AC		DR	63	7127-6	N7127-6	
3.1L (189) V6	92-90		DR	105	7860-11	N7860-11
3.4L (207) V6	95		DR	105	8217-3	N8114-3
	94	Large Bearing (5-Spoke Hsg)	DR	105	8217-3	N8114-3
		Small Bearing (3-Spoke Hsg)	DR	105	8114-3	N8114-3
93		DR	105	8114-3	N8114-3	
3.8L (230) L6	67		DR	60	7111	

# ALTERNATORS / ALTERNATEURS / ALTERNADORES

Liter Litre Litro	Year Année Año	Options Options Opciones	Mfg.	Amp	Reman	New Nouveau Nuevo
<b>PONTIAC - continued</b>						
<b>FIREBIRD - continued</b>						
<i>THERE HAS BEEN A PROBLEM WITH ALTERNATOR REPLACEMENTS IN THE 1998-99 PONTIAC FIREBIRD'S WITH THE 3.8L ENGINE. ALTERNATORS COMING OUT OF THE 1998 MODELS ARE IDENTIFIED AS 8200-11 ACCORDING TO OE NUMBERS AND BILL-OF-MATERIALS, YET THE REPLACEMENT 8200-11 OFTEN WILL NOT WORK PROPERLY (WILL NOT CHARGE). THE 1999 MODELS CAME WITH A UNIQUE VOLTAGE REGULATOR (#9734), WHICH ACTS LIKE THE PCM CONTROLLED #705 (USED IN THE 8224-11), YET HAS AN "I" TERMINAL (LIKE THE 8200-11). IT HAS FURTHER BEEN FOUND BY THOSE IN THE FIELD THAT THE 8224-11 CAN BE USED TO REPLACE THE ALTERNATORS USED ORIGINALLY IN THE 1998-99 MODELS, DESPITE THE VOLTAGE REGULATOR DIFFERENCE. WE WILL LIST THE 8224-11 AS THE CORRECT REPLACEMENT UNIT HERE, AS IT HAS BEEN SHOWN TO "FIX" POTENTIAL PROBLEMS CAUSED BY USING THE 8200-11 INSTEAD. 1997-95 MODELS SHOULD USE THE 8200-11.</i>						
3.8L (231) V6	02-00		DR	105	8272-11	N8272-11
	99-97		DR	105	8224-11	N8224-11
	96-95		DR	105	8200-11	N8200-11
	89		DR	124	7864-5	
	81	w/AC or HBW wo/AC	DR	85	7134-12	N7290-12
			DR	63	7127-3	N7127-3
	80	Std Opt	DR	63	7127-3	N7127-3
			DR	63	7127-12	N7127-12
79-77		DR	63	7127-3	N7127-3	
4.1L (250) L6	76-75		DR	63	7127-9	N7127-9
	74-71	w/Dbl Mtg Foot (Opt HD) w/Sgl Mtg Foot	DR	80	7135	
			DR	63	7127-9	N7127-9
	70		DR	63	7127-9	N7127-9
69-68		DR	60	7111		
4.3L (265) V8	81	Std Opt HD	DR	63	7127-12	N7127-12
			DR	85	7134-12	N7290-12
	80	Std Opt, w/6:00 Alt Plug Opt, w/12:00 Alt Plug	DR	63	7127-12	N7127-12
			DR	85	7134-12	N7290-12
4.4L (267) V8	81	Std Opt	DR	63	7127-3	N7127-3
			DR	85	7134-3	
4.9L (301) V8	81-80	Std Opt HD	DR	63	7127-12	N7127-12
			DR	85	7134-12	N7290-12
	79		DR	63	7127-9	N7127-9
	77		DR	63	7127-9	N7127-9
5.0L (305) V8	92-90		DR	105	7861-11	N7861-11
	89-88	w/MFI w/TBI, w/AC w/TBI, wo/AC	DR	105	7917-11	N7917-11
			DR	105	7917-11	N7917-11
			DR	105	7917-11	N7917-11
	87		DR	105	7858-11	N7858-11
	86	VIN F VIN G, w/AC VIN G, wo/AC VIN H, w/AC VIN H, w/HBW VIN H, wo/AC	DR	108	7290-9	
			DR	94	7294-9	N7294-9
			DR	78	7273-9	N7273-9
			DR	94	7294-9	N7294-9
			DR	78	7273-9	N7273-9
			DR	78	7273-9	N7273-9
	85	VIN F VIN G, w/AC VIN G, wo/AC, w/HBW VIN G, wo/AC, wo/HBW VIN H, w/AC, 1st Prod VIN H, w/AC, 2nd Prod VIN H, w/HBW VIN H, wo/AC, w/3:00 Alt Plug VIN H, wo/AC, w/9:00 Alt Plug VIN H, Opt HD	DR	108	7290-9	
			DR	94	7294-9	N7294-9
			DR	78	7273-9	N7273-9
			DR	78	7273-6	
			DR	78	7273-9	N7273-9
DR			94	7294-9	N7294-9	
DR			78	7273-9	N7273-9	
DR			78	7273-9	N7273-9	
DR			63	7127-3	N7127-3	
DR			78	7273-9	N7273-9	
84	VIN G VIN H, w/AC VIN H, wo/AC	DR	94	7294-3	N7294-3	
		DR	78	7273-3	N7273-3	
		DR	63	7127-3	N7127-3	



# ALTERNATORS / ALTERNATEURS / ALTERNADORES

Liter Litre Litro	Year Année Año	Options Options Opciones	Mfg.	Amp	Reman	New Nouveau Nuevo
<b>PONTIAC - continued</b>						
<b>FIREBIRD - continued</b>						
5.0L (305) V8	83	w/Carb, w/AC	DR	78	7273-3	N7273-3
		w/Carb, wo/AC	DR	63	7127-3	N7127-3
		w/FI, Std	DR	85	7134-3	
		w/FI, Opt HD	DR	85	7134-3	
	82	w/Carb, w/AC or HBW	DR	85	7134-3	N7127-3
		w/Carb, wo/AC	DR	63	7127-3	
		w/Carb, Opt HD	DR	85	7134-3	
		w/FI, Std	DR	85	7134-3	
	81	w/AC or HBW	DR	85	7134-3	N7127-3
		wo/AC	DR	63	7127-3	
80	w/AC or HBW	DR	63	7127-3	N7127-3	
	wo/AC, w/ETR	DR	63	7127-12		
79-78		wo/AC, wo/ETR	DR	63	7127-3	N7127-3
			DR	63	7127-9	N7127-9
5.3L (326) V8	67		DR	60	7111	
5.7L (350) V8	02-98		DR	102	8242-5	N8242-5
	97-95		DR	140	8172-7	N8172-7
	94	w/Post B+ Terminal w/Square B+ Terminal	DR	140	8172-7	N8172-7
			DR	124	8119-7	N8119-7
	93		DR	124	8119-7	N8119-7
	92-90		DR	105	7861-11	N7861-11
	89-88		DR	105	7917-11	N7917-11
	87		DR	105	7858-11	N7858-11
	79-78		DR	63	7127-3	N7127-3
	77		DR	63	7127-9	N7127-9
76-70	w/Dbl Mtg Foot (Opt HD) w/Sgl Mtg Foot	DR	80	7135	N7127-9	
		DR	63	7127-9		
69	w/External Reg w/Internal Reg	DR	55	7122	N7127-9	
		DR	63	7127-9		
68		DR	60	7111		
6.6L (400) V8	79-77		DR	63	7127-9	N7127-9
	76-71	w/Dbl Mtg Foot (Opt HD) w/Sgl Mtg Foot	DR	80	7135	N7127-9
			DR	63	7127-9	
	70-69		DR	63	7127-9	N7127-9
68-67		DR	60	7111		
6.6L (403) V8	79-77		DR	63	7127-9	N7127-9
7.5L (455) V8	76-71	w/Dbl Mtg Foot (Opt HD) w/Sgl Mtg Foot	DR	80	7135	N7127-9
			DR	63	7127-9	
<b>FIREFLY</b>						
1.0L	00-96		MI,ND	55	13336	N13336
	95-94	Mitsubishi Unit NDenso Unit	MI,ND	55	13415	N13415
			ND	50	13316	N13316
	91-89	Mitsubishi Unit NDenso Unit	MI,ND	55	13415	N13415
			MI,ND	55	13415	N13415
	88-87	w/Turbo wo/Turbo, w/AT wo/Turbo, w/MT	ND	55	14684	
ND			55	14684		
86-85		ND	55	14937		
1.3L	00-94		MI,ND	55	13336	N13336
<b>G3</b>						
1.6L (98) L4	10-09		DR	95	8486	
<b>G5</b>						
2.2L (134) L4	10-08		VA	130	11265	
	07		ND	120	11140	
2.4L (145) L4	08		VA	130	11265	
	07		ND	120	11140	

# ALTERNATORS / ALTERNATEURS / ALTERNADORES

Liter Litre Litro	Year Année Año	Options Options Opciones	Mfg.	Amp	Reman	New Nouveau Nuevo
<b>PONTIAC - continued</b>						
<b>G6</b>						
2.4L (145) L4	10-09		VA	125	11313	
	08	From 1/1/08 To 12/31/07	VA	125	11313	
			VA	120	11144	
07-06		VA	120	11144		
3.5L (213) V6	10-07		VA	125	11142	
	06		VA	120	11141	
	05		VA	125	13866	N13866
3.6L (217) V6	09-08		VA	125	11142	
	07		VA	125	11327	
3.9L (237) V6	09-08		VA	125	11142	
	07-06	w/AT	VA	125	11142	
		w/MT	VA	125	11143	
<b>G8</b>						
3.6L (217) V6	09-08		MI	120	11420	
6.0L (364) V8	09-08		MI	140	11421	
6.2L (376) V8	09		MI	140	11421	
<b>GRAND AM</b>						
<i>THE ALTERNATOR BELT ON SOME 1991 CARS EQUIPPED WITH THE 2.5L ENGINE CAN FLY OFF IF THE WATER PUMP PULLEY IS NOT PROPERLY ALIGNED (USUALLY AS A RESULT OF RECENT WATER PUMP REPLACEMENT).</i>						
2.0L (122) L4	89-87	w/AC	DR	100	7801-11	N7801-11
		wo/AC	DR	100	7801-11	N7801-11
2.2L (134) L4	05		VA	120	11144	
	04-02		VA	105	13944	N13944
2.3L (138) L4	95-93		DR	105	8169-11	N8169-11
	92-88		DR	105	7860-11	N7860-11
2.4L (146) L4	01-99		DR	102	8228-7	N8228-7
	98-96		DR	105	8197-7	N8197-7
2.5L (151) L4	91-88	w/AC	DR	100	7801-3	N7801-3
		wo/AC	DR	74	7937-3	N7801-3
	87-86	w/AC	DR	100	7801-3	N7801-3
		wo/AC	DR	100	7801-3	N7801-3
	85	w/AC or Opt HD	DR	94	7294-12	N7294-12
wo/AC	DR	78	7273-12	N7273-12		
3.0L (181) V6	87-86	w/AC	DR	105	7802-7	
		wo/AC	DR	105	7802-7	
	85	w/AC, Std	DR	94	7294-12	N7294-12
		w/AC, Opt HD	DR	108	7290-12	N7290-12
wo/AC	DR	78	7273-12	N7273-12		
<i>THE 8225-7 LOOKS JUST LIKE THE 8202-7, EXCEPT THE 8202-7 DOES NOT USE A PLASTIC COVER OVER THE STATOR-TO-RECTIFIER CONNECTIONS. INSTEAD, THERE IS AN AIR DUCT IN THE ENGINE COMPARTMENT THAT SNAPS IN THE HOLES ON THE BACK OF THE ALTERNATOR WHERE THE STATOR COVER WOULD NORMALLY GO. THE 8225-7 USES THE REGULAR STATOR COVER AS OTHER DELCO CS130's DO. BOTH UNITS USE THE SAME DELCO #445 REGULATOR.</i>						
3.1L (189) V6	98		DR	105	8225-7	N8225-7
	97	w/Air Duct Cooling	DR	105	8202-7	N8202-7
		wo/Air Duct Cooling	DR	105	8225-7	N8225-7
	96		DR	105	8202-7	N8202-7
	95	w/Air Duct Cooling	DR	105	8171-7	N8171-7
wo/Air Duct Cooling		DR	105	8171-7	N8171-7	
94		DR	105	8171-7	N8171-7	
3.3L (204) V6	93-92		DR	105	8137-11	N8137-11
3.4L (207) V6	05-04		BO	105	13989	N13989
	03	Bosch Unit	BO	105	13989	N13989
		Delco Unit	DR	105	8270-7	N8270-7
	02-00		DR	105	8270-7	N8270-7
99		DR	105	8230-7	N8230-7	
3.8L (231) V6	79		DR	63	7127-3	N7127-3
4.9L (301) V8	80	w/AC or HBW	DR	85	7134-12	N7290-12
		wo/AC	DR	63	7127-9	N7127-9
79-78		DR	63	7127-9	N7127-9	

# ALTERNATORS / ALTERNATEURS / ALTERNADORES

Liter Litre Litro	Year Année Año	Options Options Opciones	Mfg.	Amp	Reman	New Nouveau Nuevo	
<b>PONTIAC - continued</b>							
<b>GRAND AM - continued</b>							
5.0L (305) V8	80	Std Opt HD	DR	63	7127-3	N7127-3	
	79	w/DbI Mtg Foot (Opt HD)	DR	85	7134-3		
		w/Sgl Mtg Foot	DR	80	7135		
5.7L (350) V8	78		DR	63	7127-3	N7127-3	
	75	w/DbI Mtg Foot (Opt HD)	DR	80	7135		
w/Sgl Mtg Foot		DR	63	7127-9	N7127-9		
73		w/DbI Mtg Foot (Opt HD)	DR	80	7135		
	w/Sgl Mtg Foot	DR	63	7127-9	N7127-9		
6.6L (400) V8	75-73	w/DbI Mtg Foot (Opt HD)	DR	80	7135		
		w/Sgl Mtg Foot	DR	63	7127-9	N7127-9	
7.5L (455) V8	75-73	w/DbI Mtg Foot (Opt HD)	DR	80	7135		
		w/Sgl Mtg Foot	DR	63	7127-9	N7127-9	
<b>GRAND PRIX</b>							
<i>THE 8200-11 AND 8224-11 LOOK IDENTICAL, BUT USE DIFFERENT REGULATORS, AND ARE NOT INTERCHANGEABLE.</i>							
2.3L (138) L4	91-90		DR	105	7860-11	N7860-11	
2.8L (173) V6	89		DR	105	7939-3	N7939-3	
	88		DR	100	7910-3	N7910-3	
3.1L (189) V6	03-99		DR	110	8243-5	N8243-5	
	98		DR	105	8222-3	N8222-3	
	97-94		DR	105	8156-3	N8156-3	
	93-89		DR	105	7939-3	N7939-3	
<i>THE 1993-92 GRAND PRIX USED AN ALTERNATOR (8130-11) THAT HAD A SPECIAL RECTANGULAR PROTRUSION ON THE SIDE OF THE REAR FRAME TO ALLOW A PLASTIC COVER, USED FOR AIR FLOW, TO CLIP TO THE ALTERNATOR. THIS COVER MUST BE REMOVED FROM THE OLD ALTERNATOR AND TRANSFERRED TO THE NEW UNIT UPON INSTALLATION.</i>							
3.4L (207) V6	96-94		DR	105	8155-3	N8155-3	
	93-92		DR	105	8130-11	N8130-11	
	91		DR	105	7860-11	N7860-11	
3.8L (231) V6	08-06		BO	120	11127		
	05		BO	125	11126		
	04		DR	125	8293	N8293	
	03-99		DR	110	8234-5	N8234-5	
	98		DR	105	8224-11	N8224-11	
	97		DR	105	8200-11	N8200-11	
	87	w/AC		DR	85	7134-6	
		w/HBW		DR	78	7273-3	N7273-3
		wo/AC		DR	78	7273-3	N7273-3
		Opt HD		DR	94	7294-9	N7294-9
	86-85	w/AC, Std		DR	70	7137-6	
		w/AC, Opt		DR	85	7134-6	
		w/HBW		DR	78	7273-3	N7273-3
wo/AC, Std			DR	78	7273-3	N7273-3	
wo/AC, Opt			DR	94	7294-9	N7294-9	
84	w/AC, Std		DR	70	7137-6		
	w/AC, Opt HD		DR	94	7294-6		
	w/HBW		DR	78	7273-3	N7273-3	
	wo/AC, Std		DR	78	7273-3	N7273-3	
	wo/AC, Opt		DR	94	7294-9	N7294-9	
83	w/AC, California		DR	78	7273-6		
	w/AC, Federal		DR	70	7137-6		
	w/HBW, California		DR	78	7273-3	N7273-3	
	w/HBW, Federal		DR	70	7137-6		
	wo/AC, California		DR	63	7127-3	N7127-3	
	wo/AC, Federal		DR	78	7273-3	N7273-3	
82-81	w/AC		DR	70	7137-6		
	w/HBW		DR	85	7134-3		
	wo/AC		DR	63	7127-3	N7127-3	

## ALTERNATORS / ALTERNATEURS / ALTERNADORES

Liter Litre Litro	Year Année Año	Options Options Opciones	Mfg.	Amp	Reman	New Nouveau Nuevo
<b>PONTIAC - continued</b>						
<b>GRAND PRIX - continued</b>						
3.8L (231) V6	80	w/AC and HBW w/AC or HBW wo/AC	DR	85	7134-3	
			DR	63	7127-3	N7127-3
	79-78		DR	63	7127-3	N7127-3
4.1L (252) V6	82	w/AC	DR	70	7137-6	
		w/HBW	DR	85	7134-3	
		wo/AC	DR	63	7127-3	N7127-3
4.3L (262) V6	87-86	w/AC	DR	94	7294-12	N7294-12
		w/HBW	DR	78	7273-9	N7273-9
		wo/AC	DR	78	7273-12	N7273-12
4.3L (265) V8	81-80	Std	DR	63	7127-9	N7127-9
		Opt HD	DR	85	7134-12	N7290-12
4.4L (267) V8	82-81	Std	DR	63	7127-3	N7127-3
		Opt HD	DR	85	7134-3	
4.9L (301) V8	80	w/AC and HBW	DR	85	7134-12	N7290-12
		w/AC or HBW	DR	63	7127-9	N7127-9
		wo/AC	DR	63	7127-9	N7127-9
	79-77		DR	63	7127-9	N7127-9
5.0L (305) V8	87-86		DR	78	7273-9	N7273-9
	85	w/AC wo/AC	DR	78	7273-9	N7273-9
			DR	78	7273-3	N7273-3
	84	w/AC or HBW wo/AC	DR	78	7273-3	N7273-3
			DR	63	7127-3	N7127-3
		Opt HD	DR	94	7294-9	N7294-9
	83	w/AC or HBW wo/AC	DR	78	7273-3	N7273-3
		DR	63	7127-3	N7127-3	
5.3L (325) V8	08-05	w/AC and HBW	DR	85	7134-3	
		w/AC or HBW	DR	63	7127-3	N7127-3
		wo/AC	DR	63	7127-3	N7127-3
		79	w/DbI Mtg Foot (Opt HD) w/Sgl Mtg Foot	DR	80	7135
		DR	63	7127-3	N7127-3	
	78		DR	63	7127-3	N7127-3
5.7L (350) V8	77	w/DbI Mtg Foot (Opt HD) w/Sgl Mtg Foot, w/9:00 Alt Plug w/Sgl Mtg Foot, w/12:00 Alt Plug	DR	80	7135	
			DR	63	7127-9	N7127-9
			DR	63	7127-12	N7127-12
	76	w/DbI Mtg Foot (Opt HD) w/Sgl Mtg Foot	DR	80	7135	
			DR	63	7127-9	N7127-9
	70-69		DR	60	7111	
5.7L (350) V8 (Diesel)	84	w/Gauges, w/AC	DR	78	7292-9R	
		w/Gauges, wo/AC	DR	78	7292-3R	
		wo/Gauges, w/AC	DR	78	7292-9	N7830-9
		wo/Gauges, wo/AC	DR	78	7292-3	
		wo/Gauges, Opt HD	DR	94	7294-6	
	83	w/Gauges, w/AC	DR	78	7273-9R	
		w/Gauges, wo/AC	DR	78	7273-3R	
		wo/Gauges, w/AC	DR	78	7273-9	N7273-9
		wo/Gauges, wo/AC	DR	78	7273-3	N7273-3
	82-81	w/AC	DR	63	7127-9	N7127-9
		wo/AC	DR	63	7127-3	N7127-3
		Opt HD	DR	70	7137-6	
6.4L (389) V8	66-63	w/Alternator	DR	60	7111	
	62	w/Generator, 12-Volt	DR	30	9005	
6.6L (400) V8	77-73	w/DbI Mtg Foot (Opt HD) w/Sgl Mtg Foot	DR	80	7135	
			DR	63	7127-9	N7127-9
	72-71		DR	63	7127-9	N7127-9
	70-69	w/External Reg w/Internal Reg	DR	55	7122	
			DR	63	7127-9	N7127-9

## ALTERNATORS / ALTERNATEURS / ALTERNADORES

Liter Litre Litro	Year Année Año	Options Options Opciones	Mfg.	Amp	Reman	New Nouveau Nuevo
<b>PONTIAC - continued</b>						
<b>GRAND PRIX - continued</b>						
6.6L (400) V8	68	w/External Reg	DR	60	7111	
	67		DR	60	7111	
6.6L (403) V8	77		DR	63	7127-12	N7127-12
6.9L (421) V8	66-63	w/Alternator	DR	60	7111	
7.0L (428) V8	69	w/External Reg	DR	60	7111	N7127-9
		w/Internal Reg	DR	63	7127-9	
	68	w/External Reg	DR	60	7111	
	67		DR	60	7111	
7.5L (455) V8	76-73	w/DbI Mtg Foot (Opt HD)	DR	80	7135	N7127-9
		w/Sgl Mtg Foot	DR	63	7127-9	
	72-70		DR	63	7127-9	
<b>GRAND SAFARI</b>						
4.9L (301) V8	77		DR	63	7127-9	N7127-9
5.7L (350) V8	77	w/DbI Mtg Foot (Opt HD)	DR	80	7135	N7127-3
		w/Sgl Mtg Foot	DR	63	7127-3	
6.6L (400) V8	78-73	w/DbI Mtg Foot (Opt HD)	DR	80	7135	N7127-9
		w/Sgl Mtg Foot	DR	63	7127-9	
	72-71		DR	63	7127-9	N7127-9
6.6L (403) V8	78-77	w/DbI Mtg Foot (Opt HD)	DR	80	7135	N7127-3
		w/Sgl Mtg Foot	DR	63	7127-3	
7.5L (455) V8	76-73	w/DbI Mtg Foot (Opt HD)	DR	80	7135	N7127-9
		w/Sgl Mtg Foot	DR	63	7127-9	
	72-71		DR	63	7127-9	
<b>GRANDVILLE</b>						
6.6L (400) V8	75	w/DbI Mtg Foot (Opt HD)	DR	80	7135	N7127-9
		w/Sgl Mtg Foot	DR	63	7127-9	
	73-71	w/DbI Mtg Foot (Opt HD)	DR	80	7135	
		w/Sgl Mtg Foot	DR	63	7127-9	N7127-9
7.5L (455) V8	75-71	w/DbI Mtg Foot (Opt HD)	DR	80	7135	N7127-9
		w/Sgl Mtg Foot	DR	63	7127-9	
<b>GTO</b>						
3.5L (215) L6	64	w/Alternator	DR	60	7111	
5.3L (326) V8	67		DR	60	7111	
	66-64	w/Alternator	DR	60	7111	
5.7L (350) V8	04		MI	140	11096	
	71-70		DR	55	7122	
6.0L (364) V8	06-05		MI	140	11097	
6.4L (389) V8	66-64	w/Alternator	DR	60	7111	
6.6L (400) V8	71-69		DR	55	7122	
	68-67		DR	60	7111	
7.5L (455) V8	71-70		DR	55	7122	
<b>J-2000</b>						
1.8L (112) L4	84	w/Turbo, w/AC	DR	94	7294-6	N7273-9 N7294-9
		w/Turbo, wo/AC	DR	78	7273-6	
		wo/Turbo, Std	DR	78	7273-9	
		wo/Turbo, Opt	DR	94	7294-9	
	83		DR	78	7273-9	N7273-9
	82	w/Carb, w/AC	DR	85	7192-12	N7127-9
		w/Carb, w/HBW	DR	85	7192-12	
w/Carb, wo/AC		DR	63	7145-12		
w/FI, w/AC		DR	85	7134-6		
	w/FI, w/HBW	DR	70	7137-6		
	w/FI, wo/AC	DR	63	7127-9		
2.0L (122) L4	84-83	w/AC or HBW	DR	78	7278-12	
		wo/AC	DR	63	7145-6	

## ALTERNATORS / ALTERNATEURS / ALTERNADORES

Liter Litre Litro	Year Année Año	Options Options Opciones	Mfg.	Amp	Reman	New Nouveau Nuevo
<b>PONTIAC - continued</b>						
<b>LAURENTIAN</b>						
3.8L (229) V6	80	w/AC and HBW	DR	70	7137-6	N7127-12
		w/AC or HBW	DR	63	7127-12	
		wo/AC	DR	63	7127-12	
3.8L (231) V6	81	w/AC	DR	70	7137-6	N7127-3
		w/HBW	DR	85	7134-3	
		wo/AC	DR	63	7127-3	
4.1L (250) L6	79-77		DR	63	7127-9	N7127-9
4.3L (265) V8	81		DR	63	7127-9	N7127-9
4.4L (267) V8	81-80	Std	DR	63	7127-3	N7127-3
		Opt HD	DR	85	7134-3	
5.0L (305) V8	81-80	w/AC and HBW	DR	85	7134-3	N7127-3
		w/AC or HBW	DR	63	7127-3	
		wo/AC	DR	63	7127-3	
	79-77	w/Dbl Mtg Foot (Opt HD)	DR	80	7135	N7127-3
		w/Sgl Mtg Foot	DR	63	7127-3	
5.0L (307) V8	81	w/AC	DR	63	7127-9	N7127-9
		wo/AC	DR	63	7127-3	
		Opt HD	DR	70	7137-6	
5.7L (350) V8	80-78	w/Dbl Mtg Foot (Opt HD)	DR	80	7135	N7127-3
		w/Sgl Mtg Foot	DR	63	7127-3	
			DR	63	7127-9	
	77		DR	63	7127-9	N7127-9
			DR	63	7127-9	
	76	w/Dbl Mtg Foot (Opt HD)	DR	80	7135	N7127-9
		w/Sgl Mtg Foot	DR	63	7127-9	
5.7L (350) V8 (Diesel)	81	Std	DR	63	7127-9	N7127-9
		Opt HD	DR	70	7137-6	
			DR	63	7127-9	
	80	w/Dbl Mtg Foot (Opt HD)	DR	80	7135	N7127-3
		w/Sgl Mtg Foot	DR	63	7127-3	
6.6L (400) V8	76	w/Dbl Mtg Foot (Opt HD)	DR	80	7135	N7127-9
		w/Sgl Mtg Foot	DR	63	7127-9	
7.5L (455) V8	76	w/Dbl Mtg Foot (Opt HD)	DR	80	7135	N7127-9
		w/Sgl Mtg Foot	DR	63	7127-9	N7127-9
<b>LEMANS</b>						
1.6L (98) L4	93-90		DR	65	7929	
			DR	65	7929	
		w/AC	DR	70	7954	
		wo/AC, w/1-Pin Alt Plug	DR	65	7929	
	88	w/AC, Bosch Unit	BO	65	13218	
		w/AC, Delco Unit	DR	70	7954	
		wo/AC	BO	65	13218	
2.0L (122) L4	90-89		DR	80	7937-11	N7801-11
3.3L (200) V6	79-78		DR	63	7127-12	N7127-12
3.5L (215) L6	65-64	w/Alternator	DR	60	7111	
3.8L (229) V6	81	w/AC, Std	DR	63	7127-12	N7127-12
		w/AC, Opt, w/3:00 Alt Plug	DR	85	7134-3	
		w/AC, Opt, w/6:00 Alt Plug	DR	70	7137-6	
		wo/AC	DR	63	7127-12	
	80	w/AC and HBW	DR	70	7137-6	N7127-12
w/AC or HBW		DR	63	7127-12		
wo/AC		DR	63	7127-12		
3.8L (230) L6	67		DR	60	7111	
	66	w/Alternator	DR	60	7111	
3.8L (231) V6	83	w/AC, Std	DR	78	7273-6	N7127-3
		w/AC, Opt HD	DR	70	7137-6	
		wo/AC	DR	63	7127-3	
82-81	w/AC		DR	70	7137-6	N7127-3
		w/HBW	DR	85	7134-3	
		wo/AC	DR	63	7127-3	

## ALTERNATORS / ALTERNATEURS / ALTERNADORES

Liter Litre Litro	Year Année Año	Options Options Opciones	Mfg.	Amp	Reman	New Nouveau Nuevo
<b>PONTIAC - continued</b>						
<b>LEMANS - continued</b>						
3.8L (231) V6	80	w/AC and HBW w/AC or HBW wo/AC	DR	85	7134-3	
			DR	63	7127-3	N7127-3
			DR	63	7127-3	N7127-3
	79-77		DR	63	7127-3	N7127-3
4.1L (250) L6	77-75		DR	63	7127-9	N7127-9
	74-72	w/DbI Mtg Foot (Opt HD) w/Sgl Mtg Foot	DR	80	7135	
			DR	63	7127-9	N7127-9
	71-69		DR	55	7122	
	68		DR	60	7111	
4.1L (252) V6	82	w/AC	DR	70	7137-6	
		w/HBW	DR	85	7134-3	
		wo/AC	DR	63	7127-3	N7127-3
4.3L (260) V8	76		DR	63	7127-3	N7127-3
4.3L (265) V8	81-80	Std	DR	63	7127-9	N7127-9
		Opt HD	DR	85	7134-12	N7290-12
4.4L (267) V8	82	Std	DR	63	7127-3	N7127-3
		Opt HD	DR	85	7134-3	
	81-80	Std	DR	63	7127-3	N7127-3
		Std HD Opt HD	DR	85	7134-3	
	79		DR	85	7134-3	
			DR	63	7127-3	N7127-3
4.9L (301) V8	81-80	Std	DR	63	7127-9	N7127-9
		Opt HD	DR	85	7134-12	N7290-12
	79-77		DR	63	7127-9	N7127-9
5.0L (305) V8	83	w/AC	DR	78	7273-3	N7273-3
		w/HBW	DR	78	7273-3	N7273-3
		wo/AC	DR	63	7127-3	N7127-3
	82	w/AC	DR	70	7137-6	
		w/HBW	DR	85	7134-3	
		wo/AC	DR	63	7127-3	N7127-3
	81-80	Std	DR	63	7127-3	N7127-3
Opt HD		DR	85	7134-3		
	79-77	w/DbI Mtg Foot (Opt HD) w/Sgl Mtg Foot	DR	80	7135	
			DR	63	7127-3	N7127-3
	76		DR	63	7127-3	N7127-3
5.3L (326) V8	67		DR	60	7111	
	66-63	w/Alternator	DR	60	7111	
5.7L (350) V8	79-78	w/DbI Mtg Foot (Opt HD)	DR	80	7135	
		w/Sgl Mtg Foot	DR	63	7127-3	N7127-3
	77	VIN L, w/DbI Mtg Foot (Opt HD)	DR	80	7135	
		VIN L, w/Sgl Mtg Foot	DR	63	7127-3	N7127-3
		VIN P, w/DbI Mtg Foot (Opt HD)	DR	80	7135	
		VIN P, w/Sgl Mtg Foot	DR	63	7127-9	N7127-9
	76-72	VIN R	DR	63	7127-12	N7127-12
		w/DbI Mtg Foot (Opt HD) w/Sgl Mtg Foot	DR	80	7135	
			DR	63	7127-9	N7127-9
71-70		DR	55	7122		
69	w/External Reg	DR	55	7122		
	w/Internal Reg	DR	63	7127-9	N7127-9	
68		DR	60	7111		
5.7L (350) V8 (Diesel)	83	w/Gauges, w/AC	DR	78	7273-9R	
		w/Gauges, wo/AC	DR	78	7273-3R	
		wo/Gauges, w/AC	DR	78	7273-9	N7273-9
		wo/Gauges, wo/AC	DR	78	7273-3	N7273-3
	82	w/AC	DR	63	7127-9	N7127-9
wo/AC Opt HD		DR	63	7127-3	N7127-3	
		DR	70	7137-6		
6.4L (389) V8	66		DR	60	7111	
	65-64	w/Alternator	DR	60	7111	

## ALTERNATORS / ALTERNATEURS / ALTERNADORES

Liter Litre Litro	Year Année Año	Options Options Opciones	Mfg.	Amp	Reman	New Nouveau Nuevo
<b>PONTIAC - continued</b>						
<b>LEMANS - continued</b>						
6.6L (400) V8	77-72	w/Dbl Mtg Foot (Opt HD)	DR	80	7135	N7127-9
		w/Sgl Mtg Foot	DR	63	7127-9	
	71-69		DR	55	7122	
	68		DR	60	7111	
6.6L (403) V8	77	w/Dbl Mtg Foot (Opt HD)	DR	80	7135	N7127-12
		w/Sgl Mtg Foot	DR	63	7127-12	
7.0L (428) V8	69-68		DR	60	7111	
7.4L (454) V8	70		DR	55	7122	
7.5L (455) V8	76-72	w/Dbl Mtg Foot (Opt HD)	DR	80	7135	N7127-9
		w/Sgl Mtg Foot	DR	63	7127-9	
	71-70		DR	55	7122	
<b>MONTANA</b>						
3.4L (207) V6	05-02	Std	VA	105	13993	N13993
		Opt	VA	120	13943	N13943
	01-99	Std	BO	105	13770	N13770
		Opt	BO	125	13771	N13771
3.5L (213) V6	06-05	Std	VA	105	11021	N11023
		Opt	VA	125	11023	
3.9L (237) V6	09-08		VA	125	11023	N11023
	07-06	Std	VA	105	11021	N11023
		Opt	VA	125	11023	
<b>OPTIMA</b>						
1.6L (98) L4	93-90		DR	65	7929	
	89	w/AC	DR	65	7929	
		wo/AC, w/1-Pin Alt Plug	DR	70	7954	
		wo/AC, w/4-Pin Alt Plug	DR	65	7929	
	88	w/AC, Bosch Unit	BO	65	13218	
	w/AC, Delco Unit	DR	70	7954		
	wo/AC	BO	65	13218		
2.0L (122) L4	90-88		DR	80	7937-11	N7801-11
<b>PARISIENNE</b>						
3.8L (229) V6	83	w/AC and HBW	DR	78	7273-12	N7273-12
		w/AC or HBW	DR	63	7127-12	N7127-12
		wo/AC	DR	63	7127-12	N7127-12
	80	w/AC and HBW	DR	70	7137-6	N7127-12
		w/AC or HBW	DR	63	7127-12	
		wo/AC	DR	63	7127-12	
3.8L (231) V6	85-84	w/AC, Std	DR	78	7273-6	N7273-3 N7294-9
		w/AC, Opt HD	DR	94	7294-6	
		wo/AC, Std	DR	78	7273-3	
		wo/AC, Opt	DR	94	7294-9	
	83	w/AC	DR	78	7273-12	N7273-12
		wo/AC	DR	63	7127-12	N7127-12
	82-81	w/AC	DR	70	7137-6	N7127-3
		w/HBW	DR	85	7134-3	
		wo/AC	DR	63	7127-3	
4.1L (250) L6	79-77		DR	63	7127-9	N7127-9
4.3L (262) V6	86	w/AC, 78 Amps	DR	78	7273-12	N7273-12
		w/AC, 94 Amps	DR	94	7294-12	N7294-12
		w/AC, 120 Amps	DR	120	7287-9	N7273-12
		wo/AC	DR	78	7273-12	
	85	w/AC, 78 Amps	DR	78	7273-12	N7273-12
		w/AC, 94 Amps	DR	94	7294-12	N7294-12
		w/AC, 108 Amps	DR	108	7290-9	N7273-12
		w/AC, 120 Amps	DR	120	7287-9	
	wo/AC	DR	78	7273-12		



# ALTERNATORS / ALTERNATEURS / ALTERNADORES

Liter Litre Litro	Year Année Año	Options Options Opciones	Mfg.	Amp	Reman	New Nouveau Nuevo
<b>PONTIAC - continued</b>						
<b>PARISIENNE - continued</b>						
4.3L (265) V8	81		DR	63	7127-9	N7127-9
4.4L (267) V8	82-80	Std	DR	63	7127-3	N7127-3
		Opt HD	DR	85	7134-3	
5.0L (305) V8	86	Std	DR	78	7273-9	N7273-9
		Opt, 108 Amps	DR	108	7290-9	
		Opt, 120 Amps	DR	120	7287-9	
	85	w/AC or HBW	DR	78	7273-9	N7273-9
		wo/AC	DR	78	7273-3	N7273-3
		Opt HD	DR	120	7287-9	
	84	w/AC	DR	78	7273-12	N7273-12
		wo/AC	DR	63	7127-12	N7127-12
	83		DR	78	7273-3	N7273-3
	82-80	w/AC and HBW	DR	85	7134-3	
w/AC or HBW		DR	63	7127-3	N7127-3	
wo/AC		DR	63	7127-3	N7127-3	
79-78	w/DbI Mtg Foot (Opt HD)	DR	80	7135		
	w/Sgl Mtg Foot	DR	63	7127-3	N7127-3	
77	w/Sgl Mtg Foot	DR	63	7127-3	N7127-3	
5.0L (307) V8	86	Std	DR	78	7292-9	N7830-9
		Opt HD	DR	94	7830-9	N7830-9
	81	w/AC	DR	63	7127-9	N7127-9
		wo/AC	DR	63	7127-3	N7127-3
Opt HD	DR	70	7137-6			
5.7L (350) V8	80-78	w/DbI Mtg Foot (Opt HD)	DR	80	7135	
		w/Sgl Mtg Foot	DR	63	7127-3	N7127-3
	77		DR	63	7127-9	N7127-9
76	w/DbI Mtg Foot (Opt HD)	DR	80	7135		
	w/Sgl Mtg Foot	DR	63	7127-9	N7127-9	
5.7L (350) V8 (Diesel)	85		DR	78	7292-9R	
	84	w/AC	DR	78	7292-9	N7830-9
		w/HBW	DR	78	7292-3	
		wo/AC	DR	78	7292-3	
	83	w/AC	DR	78	7273-9	N7273-9
		wo/AC	DR	78	7273-3	N7273-3
82-81	Std	DR	63	7127-9	N7127-9	
Opt HD	DR	70	7137-6			
80	w/DbI Mtg Foot (Opt HD)	DR	80	7135		
	w/Sgl Mtg Foot	DR	63	7127-3	N7127-3	
6.6L (400) V8	76	w/DbI Mtg Foot (Opt HD)	DR	80	7135	
		w/Sgl Mtg Foot	DR	63	7127-9	N7127-9
7.5L (455) V8	76	w/DbI Mtg Foot (Opt HD)	DR	80	7135	
		w/Sgl Mtg Foot	DR	63	7127-9	N7127-9
<b>PHOENIX</b>						
2.5L (151) L4	84	w/AC or HBW	DR	78	7273-3	N7273-3
		wo/AC	DR	63	7127-3	N7127-3
		Opt HD	DR	94	7294-3	N7294-3
	83	w/AC or HBW	DR	78	7273-3	N7273-3
		wo/AC	DR	63	7127-3	N7127-3
	82-80	w/AC	DR	70	7137-6	
		w/HBW	DR	63	7127-3	N7127-3
		wo/AC	DR	63	7127-3	N7127-3
	78	w/AC, w/6:00 Alt Plug	DR	63	7127-6	N7127-6
		w/AC, w/9:00 Alt Plug	DR	63	7127-9	N7127-9
		w/AC, w/12:00 Alt Plug	DR	63	7127-12	N7127-12
		wo/AC	DR	63	7127-3	N7127-3
	77	w/AC	DR	63	7127-12	N7127-12
wo/AC		DR	63	7127-3	N7127-3	

## ALTERNATORS / ALTERNATEURS / ALTERNADORES

Liter Litre Litro	Year Année Año	Options Options Opciones	Mfg.	Amp	Reman	New Nouveau Nuevo
<b>PONTIAC - continued</b>						
<b>PHOENIX - continued</b>						
2.8L (173) V6	84-83	w/AC	DR	78	7273-6	N7273-3
		w/HBW, w/3:00 Alt Plug	DR	78	7273-3	
		w/HBW, w/6:00 Alt Plug	DR	78	7273-6	
		wo/AC	DR	63	7127-6	
	82-80	w/AC	DR	70	7137-6	N7127-6
		w/HBW wo/AC	DR DR	63 63	7127-6 7127-6	
3.8L (231) V6	79-77		DR	63	7127-3	N7127-3
5.0L (305) V8	79-77		DR	63	7127-3	N7127-3
5.7L (350) V8	79-77		DR	63	7127-3	N7127-3
<b>PURSUIT</b>						
2.2L (134) L4	06		ND	120	11140	
	05		ND	140	11110	
2.4L (145) L4	06		ND	120	11140	
<b>SAFARI</b>						
4.1L (250) L6	73-72	w/Dbl Mtg Foot (Opt HD)	DR	80	7135	N7127-9
		w/Sgl Mtg Foot	DR	63	7127-9	
	71		DR	55	7122	
5.0L (307) V8	70-68		DR	60	7111	
	89-88		DR	105	7888-3	N7888-3
		87	Std Opt HD	DR DR	78 94	7292-9 7830-9
5.7L (350) V8	70-68		DR	60	7111	
6.4L (389) V8	65-63	w/Alternator	DR	60	7111	
	62-61	w/Generator, 12-Volt	DR	30	9005	
6.6L (400) V8	70		DR	60	7111	
	69		DR	55	7122	
6.9L (421) V8	65-63	w/Alternator	DR	60	7111	
7.0L (428) V8	70-68		DR	60	7111	
<b>SOLSTICE</b>						
2.0L (122) L4	09-07	w/AT	VA	145	11264	
		w/MT	VA	140	11263	
2.4L (145) L4	09-06		VA	120	11144	
<b>STAR CHIEF</b>						
4.4L (268) L8	54	6-Volt	DR	45	9205	
6.1L (370) V8	58	12-Volt	DR	30	9005	
6.4L (389) V8	66-63	w/Alternator	DR	60	7111	
	62-59	w/Generator, 12-Volt	DR	30	9005	
6.9L (421) V8	66-63	w/Alternator	DR	60	7111	
<b>STREAMLINER</b>						
3.9L (239) L6	52	6-Volt	DR	45	9205	
4.4L (268) L8	52	6-Volt	DR	45	9205	
<b>SUNBIRD</b>						
1.8L (112) L4	86-85	w/Turbo, w/AC	DR	94	7294-6	N7273-9 N7294-9
		w/Turbo, wo/AC	DR	78	7273-6	
		wo/Turbo, Std	DR	78	7273-9	
		wo/Turbo, Opt	DR	94	7294-9	
2.0L (122) L4	94-91		DR	80	7937-11	N7801-11
		w/Turbo wo/Turbo	DR DR	100 80	7801-11 7937-11	N7801-11 N7801-11
	89	w/Turbo, w/AC	DR	100	7801-11	N7801-11
		w/Turbo, wo/AC	DR	80	7937-11	N7801-11
		wo/Turbo, 74 Amps	DR	80	7937-11	N7801-11
		wo/Turbo, 80 Amps	DR	80	7937-11	N7801-11
wo/Turbo, 100 Amps	DR	100	7801-11	N7801-11		

## ALTERNATORS / ALTERNATEURS / ALTERNADORES

Liter Litre Litro	Year Année Año	Options Options Opciones	Mfg.	Amp	Reman	New Nouveau Nuevo
<b>PONTIAC - continued</b>						
<b>SUNBIRD - continued</b>						
2.0L (122) L4	88-87	w/AC wo/AC	DR	100	7801-11	N7801-11
	86-85		DR	100	7801-11	N7801-11
2.3L (140) L4	77-76	w/AC or HBW, California	DR	78	7278-12	
		w/AC or HBW, Federal	DR	63	7127-9	N7127-9
		wo/AC, California	DR	63	7127-12	N7127-12
		wo/AC, Federal	DR	63	7145-6	
2.5L (151) L4	80	w/AC	DR	63	7127-12	N7127-12
		w/HBW	DR	63	7127-9	N7127-9
		wo/AC	DR	63	7127-3	N7127-3
	79-77	w/AC, w/6:00 Alt Plug	DR	63	7127-3	N7127-3
		w/AC, w/9:00 Alt Plug	DR	63	7127-6	N7127-6
3.1L (189) V6	94-92		DR	63	7127-9	N7127-9
	91	w/AC wo/AC	DR	105	7860-7	N7860-7
3.8L (231) V6	80-76		DR	74	7926-7	N7860-7
5.0L (305) V8	79-78		DR	63	7127-3	N7127-3
<b>SUNBURST</b>						
1.5L	88-87	w/Turbo	ND	60	14732	
		wo/Turbo, w/AC	ND	60	14732	
		wo/Turbo, wo/AC	ND	45	14733	
	86-85	w/AC	ND	60	14732	
		wo/AC	ND	45	14733	
<b>SUNFIRE</b>						
<i>THE 2002-99 2.2L AND 2.4L APPLICATIONS USE ALTERNATORS (8275-2 AND 8276-7) WITH DIFFERENT REGULATORS THAN IN THE 8199-2 AND 8197-7 USED IN 1998 APPLICATIONS RESPECTIVELY. THEY SHOULD NOT BE INTERCHANGED.</i>						
2.2L (134) L4	05-03		VA	105	13944	N13944
	02	DOHC	VA	105	13944	N13944
		OHV	DR	105	8275-2	N8275-2
	01-99		DR	105	8275-2	N8275-2
	98-96		DR	105	8199-2	N8199-2
95		DR	105	8189-7	N8189-7	
2.3L (138) L4	95		DR	105	8190-11	
2.4L (146) L4	02-99		DR	105	8276-7	N8276-7
	98-96		DR	105	8197-7	N8197-7
<b>SUNRUNNER</b>						
1.6L	97-92		MI,ND	55	13336	N13336
<b>SUPER CHIEF</b>						
6.1L (370) V8	58	12-Volt	DR	30	9005	
<b>T-1000</b>						
1.6L (98) L4	87-83	w/AC or HBW	DR	78	7278-6	
		wo/AC	DR	63	7145-6	
	82-81		DR	63	7145-6	
<b>TEMPEST</b>						
2.0L (122) L4	89-87	w/AC	DR	105	7933-11	N7933-11
		wo/AC	DR	80	7819-11	N7933-11
2.2L (134) L4	91-90	w/AC	DR	105	7933-11	N7933-11
		wo/AC	DR	80	7819-11	N7933-11
2.8L (173) V6	89-87	w/AC	DR	105	7860-7	N7860-7
		wo/AC	DR	105	7860-7	N7860-7
3.1L (189) V6	91		DR	105	7860-7	N7860-7
	90	w/AC wo/AC	DR	105	7860-7	N7860-7
3.5L (215) L6	65-64	w/Alternator	DR	60	7111	

## ALTERNATORS / ALTERNATEURS / ALTERNADORES

Liter Litre Litro	Year Année Año	Options Options Opciones	Mfg.	Amp	Reman	New Nouveau Nuevo
<b>PONTIAC - continued</b>						
<b>TEMPEST - continued</b>						
3.8L (230) L6	67		DR	60	7111	
	66	w/Alternator	DR	60	7111	
	65-64		DR	60	7111	
4.1L (250) L6	71		DR	63	7127-9	N7127-9
	70-69		DR	55	7122	
	68		DR	60	7111	
5.3L (326) V8	67		DR	60	7111	
	66-63	w/Alternator	DR	60	7111	
5.7L (350) V8	71-70		DR	63	7127-9	N7127-9
	69	w/External Reg w/Internal Reg	DR	55	7122	
	68		DR	60	7111	
6.4L (389) V8	66-64		DR	60	7111	
	63	w/Alternator	DR	60	7111	
6.6L (400) V8	62-61	w/Generator, 12-Volt	DR	30	9005	
	71		DR	63	7127-9	N7127-9
7.0L (428) V8	70-69		DR	55	7122	
	68		DR	60	7111	
	69		DR	55	7122	
<b>TORRENT</b>						
3.4L (207) V6	09-07		ND	155	11156	
	06	NDenso Unit Valeo Unit	ND VA	145 145	11146 11145	N11146
3.6L (217) V6	09-08		ND	150	11250	
<b>TRANSPORT</b>						
3.1L (189) V6	95-94		DR	105	8169-7	N8169-7
	93-91	w/Auxiliary Heater	DR	105	7860-7	N7860-7
		wo/Auxiliary Heater	DR	105	7860-7	N7860-7
	90		DR	105	7860-7	N7860-7
<i>THE 1998 TRANSPORT USES AN OPTIONAL CS144 UNIT DIFFERENT FROM THE ONE USED IN 1997. THESE UNITS LOOK IDENTICAL, BUT THE 8204-11 USES A #437 REGULATOR, WHILE THE 8248-11 USES A #445 REGULATOR. THE WARNING LAMP WILL NOT FUNCTION PROPERLY IF THE 8204-11 IS USED IN AN APPLICATION WHERE THE #445 REGULATOR IS REQUIRED.</i>						
3.4L (207) V6	99	Std	BO	105	13770	N13770
		Opt	BO	125	13771	N13771
	98	Delco Unit	DR	140	8248-11	N8248-11
		Valeo Unit	VA	105	13720	N13720
	97	Delco Unit	DR	145	8204-11	N8204-11
Valeo Unit		VA	105	13720	N13720	
3.8L (231) V6	96		DR	145	8204-11	N8204-11
	95		DR	140	8112-5	N8112-5
	94-93	Std	DR	105	8103-7	N8103-7
		Opt	DR	140	8112-5	N8112-5
	92	105 Amps 124 Amps 140 Amps	DR DR DR	105 124 140	8103-7 8009-5 8112-5	N8103-7
<b>VENTURA</b>						
2.5L (151) L4	77	w/AC, w/PS	DR	63	7127-12	N7127-12
		w/AC, wo/PS	DR	63	7127-9	N7127-9
		wo/AC	DR	63	7127-3	N7127-3
3.8L (231) V6	77		DR	63	7127-3	N7127-3
4.1L (250) L6	76-73		DR	63	7127-9	N7127-9
	72		DR	55	7133	
	71		DR	55	7122	
4.3L (260) V8	76-75		DR	63	7127-3	N7127-3
4.9L (301) V8	77		DR	63	7127-3	N7127-3
5.0L (305) V8	77		DR	63	7127-3	N7127-3

## ALTERNATORS / ALTERNATEURS / ALTERNADORES

Liter Litre Litro	Year Année Año	Options Options Opciones	Mfg.	Amp	Reman	New Nouveau Nuevo
<b>PONTIAC - continued</b>						
<b>VENTURA - continued</b>						
5.0L (307) V8	73		DR	63	7127-3	N7127-3
	72		DR	55	7133	
	71		DR	55	7122	
5.7L (350) V8	77		DR	63	7127-3	N7127-3
	76	w/AC or HBW	DR	63	7127-12	N7127-12
		wo/AC	DR	63	7127-3	N7127-3
	75	VIN E or J	DR	63	7127-12	N7127-12
		VIN H or M	DR	63	7127-9	N7127-9
74-73		DR	63	7127-9	N7127-9	
72		DR	55	7133		
6.4L (389) V8	61-60	w/Generator, 12-Volt	DR	30	9005	
<b>VIBE</b>						
1.8L	10-09		ND	100	11385	
	08-07		ND	80	13878	N13878
	06-03	Exc GT Models	ND	80	13878	N13878
		GT Models	ND	80	13879	N13879
2.4L (145) L4	10-09		ND	100	11195	N11195
<b>WAVE</b>						
1.6L (98) L4	09		DR	95	8486	
	08-05		DR	85	8483	N8483
<b>OLDER MODELS</b>						
6.1L (370) V8	58		DR	30	9005	
6.4L (389) V8	66-63		DR	60	7111	
	62-59		DR	30	9005	
6.9L (421) V8	66-65		DR	60	7111	
Various Engines	66-63	w/Alternator	DR	60	7111	
	62-58	w/Generator, 12-Volt	DR	30	9005	
	54-52	6-Volt	DR	45	9205	
<b>PORSCHE</b>						
LATE MODEL APPLICATIONS MAY USE A PULLEY THAT IS GENERICALLY CALLED A "CLUTCH STYLE", ALTHOUGH THERE ARE VARIATIONS OF THIS TYPE OF PULLEY THAT DO WORK DIFFERENTLY. UNITS REQUIRING A "CLUTCH STYLE" PULLEY (IN ANY FORM) SHOULD NOT BE REPLACED BY SIMILAR UNITS NOT USING THIS PULLEY, AS EXCESSIVE BELT WEAR, AND OTHER PROBLEMS, MAY OCCUR.						
<b>911 SERIES</b>						
2.0L	69-65		BO,PR,SV	55	13025	
2.2L	71-70		BO,PR,SV	55	13025	
2.3L	73-72		BO,PR,SV	55	13025	
2.7L	77-75	Std	BO,PR,SV	55	13025	
	74		BO,PR,SV	55	13025	
3.0L	83-78		PR	75	14594	
	77-76	Std	BO,PR,SV	55	13025	
3.2L	89	Bosch Unit	BO	115	13361	
		Paris Rhone Unit	PR	90	14892	
3.3L	88-84		PR	90	14892	
	92-91		BO	115	13361	
	89	Bosch Unit	BO	115	13361	
		Paris Rhone Unit	PR	90	14892	
88-84		PR	90	14892		
83-81		PR	75	14594		
3.4L	01-00	w/AT	BO	120	13810	
		w/MT	BO	120	11041	
	99		BO	120	13810	
3.6L	11	wo/Turbo	BO	150	11470	
	10		BO	150	11470	
	09	w/Turbo, w/AT	BO	150	11338	
w/Turbo, w/MT		BO	150	11337		
wo/Turbo		BO	150	11470		

## ALTERNATORS / ALTERNATEURS / ALTERNADORES

Liter Litre Litro	Year Année Año	Options Options Opciones	Mfg.	Amp	Reman	New Nouveau Nuevo
<b>PORSCHE - continued</b>						
<b>911 SERIES - continued</b>						
3.6L	08	w/AT	BO	150	11338	
		w/MT	BO	150	11337	
	07	Exc GT3 Models, w/AT	BO	150	11338	
		Exc GT3 Models, w/MT	BO	150	11337	
		GT3 Models	BO		11339	
	06-05	w/Clutch Pulley	BO	150	11130	
		wo/Clutch Pulley	BO	150	11131	
04-01	w/AT	BO	120	13810		
	w/MT	BO	120	11041		
98-90			BO	115	13361	
	89	Bosch Unit	BO	115	13361	
		Paris Rhone Unit	PR	90	14892	
3.8L	11	Exc GT3 Models	BO	150	11470	
	10	Exc GT3 Models	BO	150	11470	
		GT3 Models	BO	150	11338	
	09		BO	150	11470	
	08-07	w/AT	BO	150	11338	
		w/MT	BO	150	11337	
06-05	w/Clutch Pulley	BO	150	11130		
	wo/Clutch Pulley	BO	150	11131		
<b>912</b>						
1.6L	69		BO	30	15268	
	68-66		BO	38	15352	
2.0L	76		BO	70	14062	
<b>914</b>						
1.7L	73-70		BO	55	13030	
1.8L	75-74		BO	55	13030	
2.0L	76-73		BO	55	13030	
	72-70		BO,PR,SV	55	13025	
<b>924</b>						
2.0L	82-77	Bosch Unit	BO	75	14000	
		Paris Rhone Unit	PR	90	14602	
2.5L	88-86		BO	90	14825	
<b>928</b>						
4.5L	82-81	Bosch Unit	BO	75	14000	
		Paris Rhone Unit	PR	90	14602	
	80-78	Paris Rhone Unit	PR	90	14602	
4.7L	84-83	Bosch Unit	BO	75	14000	
		Paris Rhone Unit	PR	90	14602	
5.0L	91-90		BO	115	14956	
	89-88	70 Amps	BO	70	13368	
		115 Amps	BO	115	14956	
	87-85		BO	115	14956	
5.4L	95-92		BO	115	14956	
<b>930</b>						
3.0L	77-76	Std	BO,PR,SV	55	13025	
3.3L	79-78		PR	75	14594	
<b>944</b>						
2.5L	90-86		BO	115	14956	
	85	1st Prod	BO	90	14825	
		2nd Prod	BO	115	14956	
	84-83		BO	90	14825	
2.7L	89		BO	115	14956	
3.0L	91-89		BO	115	14956	

## ALTERNATORS / ALTERNATEURS / ALTERNADORES

Liter Litre Litro	Year Année Año	Options Options Opciones	Mfg.	Amp	Reman	New Nouveau Nuevo
<b>PORSCHE - continued</b>						
<b>968</b>						
3.0L	95-92		BO	115	14956	
<b>BOXSTER</b>						
<i>BOXSTER APPLICATIONS MAY USE A PULLEY THAT IS GENERICALLY CALLED A "CLUTCH STYLE", ALTHOUGH THERE ARE VARIATIONS OF THIS TYPE OF PULLEY THAT DO WORK DIFFERENTLY. UNITS REQUIRING A "CLUTCH STYLE" PULLEY (IN ANY FORM) SHOULD NOT BE REPLACED BY SIMILAR UNITS NOT USING THIS PULLEY, AS EXCESSIVE BELT WEAR, AND OTHER PROBLEMS, MAY OCCUR.</i>						
2.5L	99-97		BO	120	13810	
2.7L	09-07	w/AT	BO	150	11338	
		w/MT	BO	150	11337	
	06-05	w/Clutch Pulley	BO	150	11130	
		wo/Clutch Pulley	BO	150	11131	
04-00	w/AT	BO	120	13810		
	w/MT	BO	120	11041		
2.9L	11-09		BO	150	11470	
3.2L	06-05	w/Clutch Pulley	BO	150	11130	
		wo/Clutch Pulley	BO	150	11131	
	04-00	w/AT	BO	120	13810	
		w/MT	BO	120	11041	
3.4L	11-09		BO	150	11470	
	08-07	w/AT	BO	150	11338	
		w/MT	BO	150	11337	
<b>CARRERA GT</b>						
5.7L	05-04		BO	150	11131	
<b>CAYENNE</b>						
3.2L	06-04		DR	190	11061	
3.6L	08	150 Amps	BO	150	23346	
		190 Amps		190	11374	
4.5L	06	Delphi Unit	DR	190	11060	
		Hitachi Unit	HI	190	11247	
	05-03		DR	190	11060	
4.8L	10-08			190	11373	
<b>CAYMAN</b>						
2.7L	09-07	w/AT	BO	150	11338	
		w/MT	BO	150	11337	
2.9L	11-09		BO	150	11470	
3.4L	11-09		BO	150	11470	
	08-07	w/AT	BO	150	11338	
		w/MT	BO	150	11337	
	06	w/AT	BO	150	11131	
		w/MT	BO	150	11130	
<b>RAM</b>						
<b>ALL MODELS - SEE DODGE</b>						
<b>RENAULT</b>						
<b>ALLIANCE</b>						
1.4L	87-83	w/AC	PR	75	14331	
		wo/AC	DU	50	14329	
1.7L	87-85	w/AC	PR	75	14895	
		wo/AC	PR	60	14959	
2.0L	87	w/AC	PR	75	14895	
		wo/AC	PR	60	14959	
<b>ENCORE</b>						
1.4L	86-84	w/AC	PR	75	14331	
		wo/AC	DU	50	14329	
1.7L	86-85	w/AC	PR	75	14895	
		wo/AC	PR	60	14959	

## ALTERNATORS / ALTERNATEURS / ALTERNADORES

Liter Litre Litro	Year Année Año	Options Options Opciones	Mfg.	Amp	Reman	New Nouveau Nuevo
<b>RENAULT - continued</b>						
<b>FUEGO</b>						
1.6L	85-82	w/AC	PR	90	14899	
		wo/AC	PR	75	14331	
2.2L	85-84		PR	90	14900	
<b>GTA</b>						
2.0L	87	w/AC	PR	75	14895	
		wo/AC	PR	60	14959	
<b>LECAR</b>						
1.4L	83-80	wo/AC	PR	55	14582	
2.2L	86		PR	90	14900	
<b>R5 - SEE LECAR</b>						
<b>R-18 / R-18I</b>						
1.6L	83-81	w/AC	PR	90	14899	
		wo/AC	PR	75	14331	
2.2L	86-84		PR	90	14900	
<b>SPORTWAGON</b>						
2.2L	86-84		PR	90	14900	
<b>SAAB</b>						
<b>9-2X</b>						
2.0L	05		MI	75	13890	
2.5L	06	w/Turbo	MI	110	11226	
		wo/Turbo	MI	90	11058	
	05		MI	90	13889	N13889
<b>9-3</b>						
2.0L	11-06	w/AT	BO	120	11279	
		w/MT	BO	120	11186	
	05	w/AT, From Chassis 51052865 / 56015090	BO	120	11279	
		w/AT, To Chassis 51052864 / 56015089	BO	140	11255	
		w/MT, From Chassis 51052865 / 56015090	BO	120	11186	
		w/MT, To Chassis 51052864 / 56015089	BO	140	11043	
	04	w/AT	BO	140	11184	
		w/MT	BO	140	11043	
	03	Exc SE Models, w/AT	BO	140	11184	
		Exc SE Models, w/MT	BO	140	11043	
		SE Models, Std	BO	90	13610	N13610
SE Models, Opt		BO	140	13952		
02	Std	BO	90	13610	N13610	
	Opt	BO	140	13952		
01-98	Std	BO	90	13610	N13610	
	Opt	BO	130	13807		
2.3L	02		BO	140	13952	
	01-99	Std	BO	90	13610	N13610
		Opt	BO	130	13807	
2.8L	09-06		BO	155	11187	
<b>9-5</b>						
2.3L	09-08		BO	140	11454	
	07-02		BO	140	13952	
	01-98		BO	130	13807	
3.0L	04		BO	140	13952	
	03	w/Air Duct Cooling	BO	130	13808	
		wo/Air Duct Cooling	BO	140	11218	
	02-98		BO	130	13808	



## ALTERNATORS / ALTERNATEURS / ALTERNADORES

Liter Litre Litro	Year Année Año	Options Options Opciones	Mfg.	Amp	Reman	New Nouveau Nuevo
<b>SAAB - continued</b>						
<b>9-7X</b>						
4.2L	09-07		DR	150	8498	N8498
	06		DR	150	8497	N8497
	05		DR	150	8290	N8290
5.3L	09-07		DR	145	8302	N8302
	06-05		DR	145	8292	N8292
6.0L	09-08		DR	145	8499	
<b>95</b>						
1.5L	68		BO	35	13009	
1.7L	68		BO	35	13009	
<b>96</b>						
1.5L	68		BO	35	13009	
1.7L	68		BO	35	13009	
<b>99</b>						
2.0L	80-79	Bosch Unit SEV Unit	BO,SV BO,SV	70 70	14595 14595	
	78	Bosch Unit, From 5/1978 SEV Unit, From 5/1978	BO,SV BO,SV	70 70	14595 14595	
<b>900</b>						
<i>THE 14783 AND 14791 ARE VIRTUALLY IDENTICAL 80A UNITS. THE MAIN DIFFERENCE IS THAT "CLOCK" POSITION OF THE BATTERY STUD. THE 14791 HAS THE BATTERY STUD ON THE OPPOSITE SIDE OF THE REAR HOUSING FROM THE MOUNTING HOLES, WHILE THE 14783 HAS THE BATTERY STUD "BETWEEN" THESE HOLES.</i>						
2.0L	98-96	Std	BO	90	13610	N13610
		Opt	BO	120	13609	
	95		BO	120	13609	
		94	Std Opt	BO BO	90 120	13610 13609
	93-86		BO	80	14791	
	85-84	w/Turbo wo/Turbo	BO BO	80 70	14791 14965	
	83-81		BO,SV	70	14595	
80-79		BO	65	13129		
2.1L	94-91		BO	80	14791	
2.3L	98-94	Std	BO	90	13610	N13610
		Opt	BO	120	13609	
2.5L	97-94	Std	BO	90	13610	N13610
		Opt	BO	120	13609	
<b>9000</b>						
2.0L	90-87	Std	BO	80	14964	
		Opt	BO	115	13281	
	86		BO	80	14964	
2.3L	98-96	Std	BO	90	13610	N13610
		Opt, 110 Amps	BO	110	13631	
		Opt, 120 Amps	BO	120	13609	
	95	Std	BO	80	14964	
		Opt, 110 Amps Opt, 120 Amps	BO BO	110 120	13631 13609	
94-90	Std Opt	BO BO	80 115	14964 13281		
3.0L	97-96	Std	BO	90	13610	N13610
		Opt, 110 Amps	BO	110	13631	
		Opt, 120 Amps	BO	120	13609	
	95	Std	BO	80	14964	
		Opt, 110 Amps Opt, 120 Amps	BO BO	110 120	13631 13609	
<b>SONETT</b>						
1.5L	68		BO	35	13009	

# ALTERNATORS / ALTERNATEURS / ALTERNADORES

Liter Litre Litro	Year Année Año	Options Options Opciones	Mfg.	Amp	Reman	New Nouveau Nuevo
<b>SATURN</b>						
<i>SATURN CAMPAIGN #93-C-05 MANDATES THE REPLACEMENT OF THE ALTERNATOR WIRING HARNESS ON ALL MODELS BUILT PRIOR TO 4/14/93 BECAUSE OF THE POTENTIAL OF AN UNDERHOOD FIRE IF THE ALTERNATOR SHOULD OVERCHARGE, CAUSING EXCESSIVE HEAT. THE NEW HARNESS WILL "OPEN" IN A CASE SUCH AS THIS, AND KEEP THE DAMAGE FROM SPREADING.</i>						
<b>ASTRA</b>						
1.8L (110) L4	09	w/MT	BO	120	11475	
	08		BO	120	11475	
<b>AURA</b>						
2.4L (145) L4	09-08	Exc Hybrid	VA	130	11265	
3.5L (213) V6	08-07		VA	125	11142	
3.6L (217) V6	09-08		ND	150	11250	
	07		VA	125	11327	
<b>ION</b>						
2.0L (122) L4	07-04		ND	140	11109	
2.2L (134) L4	07-03		VA	105	13944	N13944
2.4L (145) L4	07-06		VA	115	11072	
<b>L SERIES</b>						
2.2L (134) L4	04-00		BO	120	13804	
3.0L (181) V6	05-00		BO	120	13805	N13805
<b>OUTLOOK</b>						
3.6L (217) V6	10-07		ND	170	11252	
<b>RELAY</b>						
3.5L (213) V6	06-05	Std	VA	105	11021	
		Opt	VA	125	11023	N11023
3.9L (237) V6	07-06	Std	VA	105	11021	
		Opt	VA	125	11023	N11023
<b>SC SERIES</b>						
1.9L (116) L4	02-98		DR	90	8232	N8232
	97-95		DR	96	8215	N8215
	94	1st Prod 2nd Prod	DR	96	8215	N8215
			DR	96	8215	N8215
	93-91		DR	96	8215	N8215
<b>SKY</b>						
2.0L (122) L4	10		VA	140	11263	
	09-07	w/AT	VA	145	11264	
		w/MT	VA	140	11263	
2.4L (145) L4	10-07		VA	120	11144	
<b>SL SERIES</b>						
1.9L (116) L4	02-98		DR	90	8232	N8232
	97	w/Oval Alt Plug w/Square Alt Plug	DR	90	8232	N8232
			DR	96	8215	N8215
	96-95		DR	96	8215	N8215
	94	1st Prod 2nd Prod	DR	96	8215	N8215
			DR	96	8215	N8215
	93-91		DR	96	8215	N8215
<b>SW SERIES</b>						
1.9L (116) L4	01-98		DR	90	8232	N8232
	97-95		DR	96	8215	N8215
	94	1st Prod 2nd Prod	DR	96	8215	N8215
			DR	96	8215	N8215
	93		DR	96	8215	N8215
<b>VUE</b>						
2.2L (134) L4	07-02		VA	105	13944	N13944
2.4L (145) L4	10-08	Exc Hybrid	VA	130	11265	
3.0L (181) V6	03-02		VA	125	13938	N13938
3.5L (213) V6	10-08		ND	150	11476	
	07-04		ND	125	11062	

## ALTERNATORS / ALTERNATEURS / ALTERNADORES

Liter Litre Litro	Year Année Año	Options Options Opciones	Mfg.	Amp	Reman	New Nouveau Nuevo
<b>SATURN - continued</b>						
<b>VUE - continued</b>						
3.6L (217) V6	10-08		ND	150	11250	
<b>SCION</b>						
<b>TC</b>						
2.4L	10-05		ND	100	11034	N11034
2.5L	12-11		ND	100	11402	
<b>XA</b>						
1.5L	06-03		ND	90	13857	
<b>XB</b>						
1.5L	06-03		ND	80	11085	
2.4L	12-08		ND	100	11195	N11195
<b>XD</b>						
1.8L	11-08		ND	100	11386	
<b>SMART</b>						
<b>FORTWO</b>						
0.8L (Diesel)	07-05		BO	85	23901	
1.0L	11-08		MI	90	11565	
<b>STERLING</b>						
<b>825</b>						
2.5L	88-87		ND	70	14931	N14931
<b>827</b>						
2.7L	91-89		ND	70	14931	N14931
<b>STUDEBAKER</b>						
<b>CHAMPION</b>						
3.0L (186) L6	58-56		PL	30	9112	
	55		PL	45	9213	
<b>COMMANDER</b>						
2.8L (170) L6	64	w/Generator	PL	30	9112	
3.7L (224) V8	55	Std	DR	45	9205	
4.2L (259) V8	64	w/Generator	PL	30	9112	
	58-56	Autolite Unit	PL	30	9112	
		Delco Unit	DR	30	9005	
4.7L (289) V8	64	w/Generator	PL	30	9112	
<b>FLIGHT HAWK</b>						
3.0L (186) L6	56		PL	30	9112	
<b>GOLDEN HAWK</b>						
4.7L (289) V8	58-57	Autolite Unit	PL	30	9112	
		Delco Unit	DR	30	9005	
<b>HAWK</b>						
2.8L (170) L6	62-60		PL	30	9112	
<b>LARK</b>						
2.8L (170) L6	62-60		PL	30	9112	
	59	Autolite Unit	PL	30	9112	
		Delco Unit	DR	30	9005	
4.2L (259) V8	59	Autolite Unit	PL	30	9112	
		Delco Unit	DR	30	9005	
<b>POWER HAWK</b>						
4.2L (259) V8	56	Autolite Unit	PL	30	9112	
		Delco Unit	DR	30	9005	

## ALTERNATORS / ALTERNATEURS / ALTERNADORES

Liter Litre Litro	Year Année Año	Options Options Opciones	Mfg.	Amp	Reman	New Nouveau Nuevo
<b>STUDEBAKER - continued</b>						
<b>PRESIDENT</b>						
4.2L (259) V8	55		DR	45	9205	
4.7L (289) V8	58-56	Autolite Unit	PL	30	9112	
		Delco Unit	DR	30	9005	
<b>SILVER HAWK</b>						
2.8L (170) L6	59		PL	30	9112	
3.0L (186) L6	58-57		PL	30	9112	
4.2L (259) V8	59-57	Autolite Unit	PL	30	9112	
		Delco Unit	DR	30	9005	
4.7L (289) V8	58-57	Autolite Unit	PL	30	9112	
		Delco Unit	DR	30	9005	
<b>SKY HAWK</b>						
4.7L (289) V8	56	Autolite Unit	PL	30	9112	
		Delco Unit	DR	30	9005	
<b>SUBARU</b>						
<b>1100</b>						
1.1L	72		HI	35	14105	
<b>1600</b>						
1.6L	88-85		HI	60	14585	
<b>B9 TRIBECA</b>						
3.0L	07-06		MI	110	11225	
<b>BAJA</b>						
2.5L	06-03		MI	90	13889	N13889
<b>BRAT</b>						
1.6L	80-77		HI	60	14118	
1.8L	87-82		HI	60	14585	
	81-80		HI	60	14118	
<b>DELUXE</b>						
1.3L	72		HI	35	14105	
1.4L	73		HI	35	14105	
<b>DL</b>						
1.4L	76-75		HI	60	14118	
	74		HI	35	14105	
1.6L	84-82		HI	60	14585	
	81-76		HI	60	14118	
1.8L	89-85	1-Groove Pulley	HI	60	14585	
		2-Groove Pulley	HI	60	14745	
	84-82		HI	60	14585	
	81-80		HI	60	14118	
<b>FE</b>						
1.6L	79		HI	60	14118	
<b>FORESTER</b>						
2.5L	10-06	w/Turbo	MI	110	11226	
		wo/Turbo	MI	90	11058	
	05-03		MI	90	13889	N13889
	02-99		MI	75	13820	N13820
	98		MI	75	13752	
<b>GF, GL SEDAN, COUPE, WAGON</b>						
1.3L	72		HI	35	14105	
1.4L	76-75		HI	60	14118	
	74-73		HI	35	14105	
1.6L	88-82		HI	60	14585	
	81-76		HI	60	14118	

## ALTERNATORS / ALTERNATEURS / ALTERNADORES

Liter Litre Litro	Year Année Año	Options Options Opciones	Mfg.	Amp	Reman	New Nouveau Nuevo
<b>SUBARU - continued</b>						
<b>GF, GL SEDAN, COUPE, WAGON - continued</b>						
1.8L	89-85	1-Groove Pulley	HI	60	14585	
		2-Groove Pulley	HI	60	14745	
	84-82		HI	60	14585	
	81-80		HI	60	14118	
<b>IMPREZA</b>						
1.8L	97	Std	MI	75	13479	
		Opt	MI	75	13752	
	96-93		MI	75	13479	
2.0L	05-02		MI	75	13890	
2.2L	01		MI	75	13890	
	00-99		MI	75	13820	N13820
	98-97		MI	75	13752	
	96-95		MI	75	13479	
2.5L	10-07	w/Turbo	MI	110	11226	
		wo/Turbo	MI	90	11058	
	06	w/Turbo, WRX Models	MI	110	11226	
		w/Turbo, WRX STI Models	MI	90	11058	
		wo/Turbo	MI	90	11058	
	05	w/Turbo	MI	90	11058	
		wo/Turbo	MI	90	13889	N13889
	04	w/Turbo	MI	90	11058	
wo/Turbo		MI	75	13890		
03-01		MI	75	13890		
00-99		MI	75	13820	N13820	
98		MI	75	13752		
<b>JUSTY</b>						
1.2L	95-93		MI	55	13480	
	92-89	w/Carb	MI	55	13480	
		w/FI	MI	55	13480	
	88-87		MI	55	14967	
<b>LEGACY</b>						
2.2L	99-95		HI	85	13645	N13645
	94-90	Hitachi Unit	HI	70	13275	N13275
		Mitsubishi Unit	MI	70	13210	
2.5L	09-06		MI	110	11024	
	05	w/Turbo	MI	110	11226	
		wo/Turbo	MI	110	11024	
	04-03		MI	90	13889	N13889
	02-00	w/AT	HI	90	13829	N13829
		w/MT	MI	90	13889	N13889
99-96		HI	85	13645	N13645	
3.0L	09-08		MI	110	11225	
<b>LOYALE</b>						
1.8L	94-90	1-Groove Pulley	HI	60	14585	
		2-Groove Pulley	HI	60	14745	
<b>OUTBACK</b>						
2.5L	09-06		MI	110	11024	
	05	w/Turbo	MI	110	11226	
		wo/Turbo	MI	110	11024	
	04-03		MI	90	13889	N13889
	02-00	w/AT	HI	90	13829	N13829
w/MT		MI	90	13889	N13889	
3.0L	09-06		MI	110	11225	
	05-01		MI	100	13888	

## ALTERNATORS / ALTERNATEURS / ALTERNADORES

Liter Litre Litro	Year Année Año	Options Options Opciones	Mfg.	Amp	Reman	New Nouveau Nuevo
<b>SUBARU - continued</b>						
<b>OUTBACK (IMPREZA) - SEE IMPREZA</b>						
<b>OUTBACK (LEGACY) - SEE LEGACY</b>						
<b>SVX</b>						
3.3L	97-92		MI	95	13406	
<b>TRIBECA</b>						
3.6L	09-08		MI	130	11416	
<b>XT</b>						
1.8L	91-85		HI	65	14743	
2.7L	91-88		MI	90	13263	
<b>SUNBEAM</b>						
<b>ALPINE</b>						
Various Engines	70-69		LU	34	14029	
	65-59	w/Generator	LU	25	15017	
<b>ARROW</b>						
Various Engines	70-69		LU	34	14029	
<b>SUZUKI</b>						
<b>AERIO</b>						
2.0L	03-02		ND	80	11086	N11086
2.3L	07-04		ND	80	11086	N11086
<b>EQUATOR</b>						
2.5L	10-09		HI	110	11119	
4.0L	10-09		VA	130	11256	
<b>ESTEEM</b>						
1.6L	01-97		ND	75	13753	
	96	1st Prod	ND	75	13753	
		2nd Prod	ND	75	13753	
	95		ND	75	13753	
1.8L	02-99		ND	70	13680	N13680
<b>FORENZA</b>						
2.0L	08-04		DR	105	8484	N8484
<b>FORSA</b>						
1.0L	88-87	w/Turbo	ND	55	14684	
		wo/Turbo, w/AT	ND	55	14684	
		wo/Turbo, w/MT	ND	55	14937	
	86-85		ND	55	14937	
<b>GRAND VITARA</b>						
2.4L	11-09		MI	80	11480	
2.5L	05		ND	95	11164	
	04-99		ND	80	13795	N13795
2.7L	08-06		MI	115	11224	
	04-01		ND	95	13982	
3.2L	10-09		ND		11479	
<b>LJ81</b>						
1.0L	81		ND	35	14129	
<b>RENO</b>						
2.0L	08-05		DR	105	8484	N8484
<b>SAMURAI</b>						
1.3L	95-85		ND	55	14684	

## ALTERNATORS / ALTERNATEURS / ALTERNADORES

Liter Litre Litro	Year Année Año	Options Options Opciones	Mfg.	Amp	Reman	New Nouveau Nuevo
<b>SUZUKI - continued</b>						
<b>SIDEKICK</b>						
1.3L	89		ND	55	14684	
1.6L	98-89		MI,ND	55	13336	N13336
1.8L	98-96		ND	70	13680	N13680
<b>SJ410</b>						
1.0L	85-83		MI	40	14476	
	82-80		ND	35	14129	
<b>SJ413</b>						
1.3L	85		ND	55	14684	
<b>SWIFT</b>						
1.0L	94-93	Mitsubishi Unit NDenso Unit	MI,ND ND	55 50	13415 13316	N13415 N13316
	92	Mitsubishi Unit NDenso Unit	MI,ND MI,ND	55 55	13415 13415	N13415 N13415
1.3L	01-95		MI,ND	55	13336	N13336
	94-93	DOHC, Mitsubishi Unit DOHC, NDenso Unit SOHC, Mitsubishi Unit SOHC, NDenso Unit	MI,ND MI,ND MI,ND ND	55 55 55 50	13336 13336 13415 13316	N13336 N13336 N13415 N13316
	92-89	DOHC, Mitsubishi Unit DOHC, NDenso Unit SOHC, Mitsubishi Unit SOHC, NDenso Unit	MI,ND MI,ND MI,ND MI,ND	55 55 55 55	13336 13336 13415 13415	N13336 N13336 N13415 N13415
1.6L	08-04		DR	85	8483	N8483
	94-92		MI,ND	55	13415	N13415
<b>SX4</b>						
2.0L	11-10	w/MT	MI	80	11480	
	09-07		MI	80	11253	
<b>VERONA</b>						
2.5L	06-04		DR	130	8485	
<b>VITARA</b>						
1.6L	02-99		MI	60	13780	
2.0L	03-99		MI	70	13781	N13781
2.5L	04		MI	70	13950	
<b>X-90</b>						
1.6L	98-96		MI,ND	55	13336	N13336
<b>XL-7</b>						
2.7L	06-05		ND	95	11164	
	04-01		ND	95	13982	
3.6L	09-07	Std Opt	ND ND	150 170	11250 11251	
<b>TOYOTA</b>						
<b>4RUNNER</b>						
2.4L	95-93	w/AT w/MT	ND ND	70 60	13409 13492	N13492
	92	w/AT w/MT	ND ND	70 70	14668 13398	N14668 N14668
	91-85		ND	70	14668	N14668
	84	w/Green Plug (F-E-N) w/Black Plug (L-E-F)	ND ND	55 40	14273 14552	
2.7L	00		ND	80	13885	N13885
	99-96		ND	70	13673	N13673
3.0L	95-93		ND	60	13496	N13496
	92-89		ND	60	13339	N13241
	88		ND	60	13241	N13241

## ALTERNATORS / ALTERNATEURS / ALTERNADORES

Liter Litre Litro	Year Année Año	Options Options Opciones	Mfg.	Amp	Reman	New Nouveau Nuevo
<b>TOYOTA - continued</b>						
<b>4RUNNER - continued</b>						
3.4L	02-99		ND	80	13794	N13794
	98-96		ND	70	13671	N13671
4.0L	09-03		ND	130	13984	
4.7L	09-07		ND	130	11198	
	06-03		ND	130	13983	
<b>AVALON</b>						
3.0L	04-00		ND	100	13706	N13706
	99-98	Std	ND	80	13558	N13558
		Opt	ND	100	13706	N13706
97-95		ND	80	13558	N13558	
3.5L	11-09	Exc Limited Models	ND	100	11136	N11136
		Limited Models	ND	130	11137	
	08-05	Std	ND	100	11136	N11136
		Opt	ND	130	11137	
<b>CAMRY</b>						
<i>MANY LATE MODEL CAMRY ALTERNATORS MAY LOOK VERY SIMILAR IN APPEARANCE, BUT MAY DIFFER IN IMPORTANT WAYS. BE SURE TO MATCH PULLEYS CAREFULLY, AS WELL AS THREADED HOLES IN THE HOUSINGS, TYPICALLY USED TO SECURE HARNESS WIRES. OUTPUT RATINGS CAN ALSO DIFFER BETWEEN UNITS WITH SIMILAR APPEARANCES OTHERWISE.</i>						
<i>BEGINNING IN 1992, ALTERNATORS FOR THE 2.2L - 5SFE ENGINE HAD A "LOAD RESPONSE CONTROL" FEATURE BUILT INTO THE VOLTAGE REGULATOR. THIS DELAYS THE TIME IT TAKES FOR LARGE AMPERAGE CHANGES IN THE ALTERNATOR, WHICH ALLOWS FOR A SMOOTHER TRANSITION WHEN THESE AMPERAGE CHANGES DO OCCUR. IN THE CASE OF THE 13397 BELOW, THE 14611 WILL WORK FINE, BUT WILL NOT HAVE THIS FEATURE. ALSO, SOME OF THE UNITS APPEAR TO BE THE SAME, EXCEPT FOR THE SHAPE OF THE HARNESS PLUG.</i>						
1.8L (Diesel)	86-84		ND	60	14667	
2.0L	91	Delco Unit	DR	70	8153	
		NDenso Unit, Canada	ND	70	13277	N13277
		NDenso Unit, USA	ND	70	14849	N14611
	90-89		ND	70	14849	N14611
	88	1st Prod	ND	70	14611	N14611
2nd Prod		ND	70	14849	N14611	
87-83		ND	70	14611	N14611	
2.0L (Diesel)	86		ND	60	14667	
2.2L	01-97		ND	90	13754	N13754
	96-94	Std	ND	70	13499	N13499
		Opt	ND	80	13557	N13557
	93	w/Oval Alt Plug	ND	70	13499	N13499
		w/Round Alt Plug, Opt	ND	80	13407	N13407
92	w/Round Alt Plug, Std	ND	70	13397	N13397	
	w/Round Alt Plug, Opt	ND	80	13407	N13407	
2.4L	09-07		ND	100	11195	N11195
	06-04		ND	100	11034	N11034
	03-02		ND	80	13958	N13958
2.5L	12		ND	100	11402	
	91-89	Std	ND	70	13277	N13277
		Opt	ND	80	13331	
88		ND	70	13277	N13277	
3.0L	06-04		ND	100	11033	N11033
	03-02		ND	100	13956	N13956
	01-00		ND	80	13747	N13747
	99-97		ND	90	13755	N13755
	96-94		ND	80	13558	N13558
	93	w/Oval Alt Plug	ND	80	13495	
92	w/Round Alt Plug	ND	80	13396	N13396	
3.3L	06-04		ND	100	11033	N11033
3.5L	12-07		ND	100	11136	N11136
<b>CARINA</b>						
1.6L	73-71		ND	55	14130	



## ALTERNATORS / ALTERNATEURS / ALTERNADORES

Liter Litre Litro	Year Année Año	Options Options Opciones	Mfg.	Amp	Reman	New Nouveau Nuevo
<b>TOYOTA - continued</b>						
<b>CELICA</b>						
1.6L	93-90	w/AT	ND	80	13323	
		w/MT	ND	70	13240	N13240
1.8L	05-00	GT Models	ND	80	13878	N13878
		GTS Models	ND	80	13879	N13879
	97-94		ND	80	13482	N13482
1.9L	71		ND	55	14130	
<p><i>THE TURBO APPLICATIONS USE 2 ALTERNATORS THAT ARE IDENTICAL EXCEPT FOR THE AIR SCOOP AND HARNESS WIRE ATTACHED TO THE BACK. THE 100211-8230 (13252) HAS AN OVAL PLUG ON THE HARNESS END, WHILE THE 100211-8820 (13498) HAS A TRIANGULAR PLUG. THESE UNITS WILL BOLT UP IN PLACE OF EACH OTHER IF THE HARNESS IS TRANSFERRED, HOWEVER THE 13498's REGULATOR HAS "LOAD RESPONSE CONTROL", WHILE THE 13252 DOES NOT. ALSO, THE 14611 BELOW COMES WITHOUT THE AIR DUCT - IT MUST BE RE-USED OFF OF THE CORE.</i></p>						
2.0L	93-92		ND	80	13498	
	91-90		ND	70	13252	
	89-86		ND	70	14611	N14611
	74-72		ND	55	14130	
2.2L	99-93	Std	ND	70	13503	N13556
		Opt	ND	80	13556	N13556
	92	Std	ND	70	13234	
		Opt	ND	80	13440	
	91-90	w/AT	ND	80	13321	
		w/MT	ND	70	13234	
	80-79		ND	55	14275	
78	w/External Reg, Plug (F-E-N) w/Internal Reg, Plug (IG-N)	ND	55	14273		
77		ND	55	14273		
76-75		ND	55	14130		
2.4L	85		ND	70	14668	N14668
	84-82		ND	60	14336	
	81		ND	55	14275	
2.8L	86		ND	60	14643	
	81		ND	55	14340	
<b>COROLLA</b>						
1.1L	69-68		ND	35	14129	
1.2L	79		ND	55	14375	
	78		ND	45	14576	
	77		ND	55	14130	
	74-70	Std	ND	35	14129	
Opt		ND	55	14130		
1.6L	97-95		ND	80	13482	N13482
	94-93	w/AT, Delco Unit	DR	80	8128	N13482
		w/AT, NDenso Unit	ND	80	13482	N13482
		w/MT, Delco Unit	DR	80	8128	N13482
		w/MT, NDenso Unit	ND	80	13482	N13482
	92	Canada	ND	80	13323	
		USA	ND	70	13240	N13240
	91	Exc GTS Models, Canada	ND	80	13323	
		Exc GTS Models, USA	ND	70	13240	N13240
		GTS Models	ND	70	14683	
	90-89	Exc GTS Models	ND	70	13240	N13240
		GTS Models	ND	70	14683	
88	Exc FX-16 and GTS Models	ND	70	13240	N13240	
	FX-16 Models	ND	70	14683		
	GTS Models	ND	70	14683		
87	Exc FX-16 and GTS Sport Models, FWD	ND	60	14671	N14611	
	Exc FX-16 and GTS Sport Models, RWD	ND	55	14672		
	FX-16 Models	ND	70	14683		
	GTS Sport Models	ND	60	14674		
86-85	Exc GTS Sport Models, FWD	ND	60	14671	N14611	
	Exc GTS Sport Models, RWD	ND	55	14672		
	GTS Sport Models	ND	60	14674		

## ALTERNATORS / ALTERNATEURS / ALTERNADORES

Liter Litre Litro	Year Année Año	Options Options Opciones	Mfg.	Amp	Reman	New Nouveau Nuevo	
<b>TOYOTA - continued</b>							
<b>COROLLA - continued</b>							
1.6L	84	FWD	ND	60	14671	N14611	
		RWD	ND	55	14672		
	83	w/External Reg	ND	50	14644		
		w/Internal Reg	ND	55	14347		
	79	w/External Reg	ND	55	14273		
		w/Internal Reg	ND	55	14275		
78-76		ND	55	14273			
75-71		ND	55	14130			
1.8L	10-09	Mfd in Japan	ND	100	11386		
		Mfd in USA	ND	100	11385		
	08-07		ND	80	13878	N13878	
	06-05	Exc XRS Models	ND	80	13878	N13878	
		XRS Models	ND	80	13879	N13879	
	04-03		ND	80	13878	N13878	
	02-98		ND	80	13756	N13756	
	97-95		ND	80	13482	N13482	
	94-93	w/AT, Delco Unit	DR	80	8128	N13482	
		w/AT, NDenso Unit	ND	80	13482	N13482	
w/MT, Delco Unit		DR	80	8128	N13482		
w/MT, NDenso Unit		ND	80	13482	N13482		
82	w/External Reg	ND	55	14273			
	w/Internal Reg	ND	60	14336			
81-80	w/External Reg	ND	55	14273			
	w/Internal Reg	ND	55	14275			
1.8L (Diesel)	85-84		ND	60	14667		
2.4L	10-09		ND	100	11195	N11195	
<b>CORONA</b>							
1.9L	71-67		ND	55	14130		
2.0L	74-72		ND	55	14130		
2.2L	80-79		ND	55	14275		
	78	w/External Reg, Plug (F-E-N)	ND	55	14273		
		w/Internal Reg, Plug (IG-N)	ND	55	13140		
	77		ND	55	14273		
	76-75		ND	55	14130		
2.3L	72		ND	45	14131		
2.4L	82		ND	60	14336		
	81		ND	55	14275		
2.6L	76-75	Std	ND	45	14131		
		Opt HD	ND	55	14151		
	74-73		ND	45	14131		
<b>CRESSIDA</b>							
2.6L	80-79		ND	55	14573		
	78	w/External Reg	ND	55	13168		
		w/Internal Reg, Opt	ND	55	14573		
2.8L	88-84		ND	60	14643		
	83-81		ND	60	14574		
3.0L	92-89		ND	80	13278		
<b>CROWN</b>							
2.3L	71-68		ND	45	14131		
<b>ECHO</b>							
1.5L	05-04	Std	ND	80	11085		
		Opt	ND	90	13857		
	03-00	Std	ND	70	13896		N13896
		Opt	ND	90	13857		
<b>FJ CRUISER</b>							
4.0L	09-07		ND	100	11324		

## ALTERNATORS / ALTERNATEURS / ALTERNADORES

Liter Litre Litro	Year Année Año	Options Options Opciones	Mfg.	Amp	Reman	New Nouveau Nuevo
<b>TOYOTA - continued</b>						
<b>HIGHLANDER</b>						
2.4L	07-04	Std	ND	100	11034	N11034
		Opt	ND	130	11084	
	03-01	Std	ND	100	13962	
		Opt	ND	130	13963	
2.7L	12-10	Mfd in Japan, 150 Amps	ND		11404	
		Mfd in USA, 130 Amps	ND	130	11403	
	09		ND		11404	
3.0L	03-01	Std	ND	100	13844	N13844
		Opt	ND	130	13927	
3.3L	07-04	Std	ND	100	11033	N11033
		Opt	ND	130	11032	
3.5L	12-09	Std	ND	100	11136	N11136
		Opt, 130 Amps	ND	130	11137	
		Opt, 150 Amps, Mfd in Japan	ND	150	11325	
	Opt, 150 Amps, Mfd in USA	ND	150	11326		
	08	Std	ND	100	11136	N11136
		Opt, 130 Amps	ND	130	11137	
		Opt, 150 Amps	ND	150	11325	
<b>LAND CRUISER</b>						
3.9L	74-69	Std	ND	45	14131	
		Opt	ND	55	14151	
4.0L	92-90	External Fan Alt	ND	80	14461	N14461
		Internal Fan Alt	ND	90	13562	
	89-88		ND	80	14461	N14461
4.2L	87-79	w/External Reg	ND	50	14366	
		w/Internal Reg, w/2:00 Alt Plug	ND	55	14340	
		w/Internal Reg, w/10:00 Alt Plug	ND	55	14573	
	78		ND	50	14366	
	77-75	Std	ND	45	14131	
		Opt	ND	55	14151	
4.2L (Diesel)	98		ND	80	23351	
4.5L	97-93		ND	80	13497	N13497
4.7L	07-05		ND	130	11198	
			ND	130	11087	
			ND	100	13856	
	99	Std	ND	80	13796	
		Opt	ND	100	13856	
	98		ND	80	13796	
5.7L	11-08		ND	180	11405	
<b>MARK II - SEE CORONA</b>						
<b>MATRIX</b>						
1.8L	10-09		ND	100	11385	
			ND	80	13878	
	08-07		ND	80	13878	N13878
	06-03	Exc XRS Models	ND	80	13878	N13878
		XRS Models	ND	80	13879	N13879
2.4L	11-09		ND	100	11195	N11195
<b>MR2</b>						
<i>BECAUSE OF WHERE THE ALTERNATOR IS MOUNTED ON THIS VEHICLE, TOYOTA HAS MADE AVAILABLE A SHIELD (PART No. 51443-17010) WHICH, WHEN INSTALLED, DEFLECTS MOST OF THE WATER AND DIRT THAT CAN CAUSE PREMATURE UNIT FAILURE.</i>						
1.6L	89-88	w/Supercharger	ND	70	14453	
		wo/Supercharger	ND	70	14683	
	87-85		ND	70	14683	
1.8L	05-00		ND	80	13878	N13878
2.0L	95-94	w/PS	ND	90	13502	
		wo/PS, w/AT	ND	80	13501	
		wo/PS, w/MT	ND	70	13500	

## ALTERNATORS / ALTERNATEURS / ALTERNADORES

Liter Litre Litro	Year Année Año	Options Options Opciones	Mfg.	Amp	Reman	New Nouveau Nuevo
<b>TOYOTA - continued</b>						
<b>MR2 - continued</b>						
2.0L	93	w/PS, w/Oval Alt Plug	ND	90	13502	
		w/PS, w/Round Alt Plug	ND	90	13525	
		wo/PS, w/AT, w/Oval Alt Plug	ND	80	13501	
		wo/PS, w/AT, w/Round Alt Plug	ND	80	13454	
		wo/PS, w/MT, w/Oval Alt Plug	ND	70	13500	
		wo/PS, w/MT, w/Round Alt Plug	ND	80	13454	
	92	Exc Canada, w/PS, From 1/1992 To 10/1992	ND	90	13525	
		Exc Canada, w/PS, To 1/1992	ND	100	13385	
		Exc Canada, wo/PS, w/AT, From 1/1992 To 10/1992	ND	80	13454	
		Exc Canada, wo/PS, w/AT, To 1/1992	ND	80	13393	
		Exc Canada, wo/PS, w/MT, From 1/1992 To 10/1992	ND	80	13454	
		Exc Canada, wo/PS, w/MT, To 1/1992	ND	80	13393	
		Canada	ND	80	13454	
	91	Exc Canada, w/PS	ND	100	13385	
		Exc Canada, wo/PS, 70 Amps	ND	80	13393	
Exc Canada, wo/PS, 80 Amps		ND	80	13393		
Canada		ND	80	13454		
2.2L	95-94	w/PS	ND	90	13502	
		wo/PS, w/AT	ND	80	13501	
		wo/PS, w/MT	ND	70	13500	
	93	w/PS, w/Oval Alt Plug	ND	90	13502	
		w/PS, w/Round Alt Plug	ND	90	13525	
		wo/PS, w/AT, w/Oval Alt Plug	ND	80	13501	
		wo/PS, w/AT, w/Round Alt Plug	ND	80	13454	
		wo/PS, w/MT, w/Oval Alt Plug	ND	70	13500	
		wo/PS, w/MT, w/Round Alt Plug	ND	80	13454	
	92	w/PS, From 1/1992 To 10/1992	ND	90	13525	
		w/PS, To 1/1992	ND	100	13385	
		wo/PS, w/AT, From 1/1992 To 10/1992	ND	80	13454	
		wo/PS, w/AT, To 1/1992	ND	80	13393	
		wo/PS, w/MT, From 1/1992 To 10/1992	ND	80	13454	
		wo/PS, w/MT, To 1/1992	ND	80	13393	
	91	w/PS	ND	100	13385	
		wo/PS, w/AT	ND	80	13393	
		wo/PS, w/MT	ND	80	13393	
<b>MR2 SPYDER - SEE MR2</b>						
<b>PASEO</b>						
<i>ALTHOUGH THE ALTERNATORS ARE IDENTICAL, AND WILL PROBABLY FUNCTION WITHOUT IT, THE HEAT SHIELD CANNOT BE MOUNTED AGAIN WITHOUT THE PROPER MOUNTING HOLES IN THE ALTERNATOR. ALSO, THERE IS A DIFFERENCE IN THE ROTOR SHAFT DIAMETERS - EITHER 15mm OR 17mm - ALL UNITS SHOULD BE SUPPLIED WITH PULLEYS ATTACHED. ALSO, THE 13457 USES A LOW "L" TERMINAL REGULATOR, WHILE THE REST DO NOT.</i>						
1.5L	99-96	w/AT, w/Heat Shield	ND	70	13536	
		w/AT, wo/Heat Shield	ND	70	13486	N13486
		w/MT	ND	60	13485	N13485
	95-94	w/AT, w/Heat Shield	ND	70	13536	
		w/AT, wo/Heat Shield	ND	70	13457	
		w/MT, w/Heat Shield	ND	70	13536	
		w/MT, wo/Heat Shield	ND	70	13486	N13486
	93	w/AT, w/Heat Shield	ND	70	13536	
		w/AT, wo/Heat Shield	ND	70	13486	N13486
		w/MT, w/Heat Shield	ND	70	13536	
		w/MT, wo/Heat Shield	ND	70	13486	N13486
	92	w/AT, w/Heat Shield	ND	70	13392	
w/AT, wo/Heat Shield		ND	70	13456		
w/MT, w/Heat Shield		ND	70	13392		
w/MT, wo/Heat Shield		ND	70	13456		

# ALTERNATORS / ALTERNATEURS / ALTERNADORES

Liter Litre Litro	Year Année Año	Options Options Opciones	Mfg.	Amp	Reman	New Nouveau Nuevo
<b>TOYOTA - continued</b>						
<b>PICKUP</b>						
<p><i>IT IS IMPORTANT TO VERIFY OEM NUMBERS AND / OR PLUG CONFIGURATIONS ON 1979-1984 PICKUP TRUCKS. THERE ARE 3 DIFFERENT POSSIBILITIES. INSTALLATION OF THE WRONG ALTERNATOR OR VOLTAGE REGULATOR IN THE SYSTEM CAN CAUSE SERIOUS DAMAGE TO THE VEHICLE'S WIRING HARNESS. TO BE SURE THE REPLACEMENT UNIT IS CORRECT, COUNT THE ACTUAL NUMBER OF SPADE CONNECTORS IN THE HARNESS PLUG TO THE VOLTAGE REGULATOR (NOT THE REGULATOR ITSELF, IN CASE INCORRECT PARTS MAY HAVE BEEN PREVIOUSLY INSTALLED).</i></p>						
<p><i>1. IF THE PLUG HAS ALL 6 WIRES GOING TO IT (NO EMPTY SLOTS), USE 14273.</i></p> <p><i>2. IF THE PLUG HAS 5 WIRES GOING TO IT (ONE SLOT EMPTY), USE 14274 (GREEN PLUG) OR 14552 (BLACK PLUG).</i></p>						
1.9L	71-69		ND	35	14129	
2.0L	74-72		ND	55	14130	
2.2L	80-79	w/5-Wire External Reg, Plug (L-E-F)	ND	55	14274	
		w/6-Wire External Reg, Plug (F-E-N)	ND	55	14273	
	78-77	w/Green Plug	ND	55	14273	
		wo/Green Plug	ND	55	14130	
	76-75		ND	55	14130	
2.2L (Diesel)	83-81		ND	55	14676	
2.4L	95-93	w/AT	ND	70	13409	
		w/MT	ND	60	13492	N13492
	92		ND	70	13398	N14668
	91-85		ND	70	14668	N14668
2.4L (Diesel)	90-89	55 Amps	ND	55	22096	
		60 Amps	ND	60	22227	
	87-84		ND	55	14463	
3.0L	95-93		ND	60	13496	N13496
	92-89		ND	60	13339	N13241
	88		ND	60	13241	N13241
<b>PREVIA</b>						
<p><i>THERE ARE IMPORTANT DIFFERENCES IN THE 100211-8392 (13276) AND THE 100211-8860 (13413). THE TOP MOUNTING EAR OF THE 13276 IS THREADED, AND SITTING FORWARD ON THE SAME PLANE AS THE BOTTOM EAR. THE 13413 IS NOT THREADED, AND IS RECESSED BACK FROM THE PLANE OF THE BOTTOM EAR. MANY CATALOGS INTERCHANGE THESE TWO UNITS, BUT WE CHOOSE TO BREAK THEM OUT SEPARATELY AT THIS TIME. THE 13537 HAS EXACTLY THE SAME MOUNTING AS THE 13413, BUT USES THE NEWER OVAL PLUG REGULATOR.</i></p>						
2.4L	97-96		ND	80	13732	
	95-94	w/Supercharger	ND	80	13732	
		wo/Supercharger	ND	70	13537	N13537
	93	From 8/1993	ND	70	13537	N13537
		To 8/1993	ND	80	13413	
92		ND	80	13413		
91		ND	70	13276		
<b>RAV4</b>						
2.0L	03-01	w/AT	ND	100	13959	
		w/MT	ND	90	13957	
	00-96		ND	80	13557	N13557
2.4L	08-06		ND	100	11201	
	05-04	w/AT	ND	100	11088	
		w/MT	ND	90	13957	
2.5L	11-09		ND	100	11402	
3.5L	11-10	w/Towing, Mfd in Japan	ND	150	11325	
		w/Towing, Mfd in USA	ND	150	11326	
		wo/Towing	ND	100	11136	N11136
	09	w/Towing	ND	150	11325	
		wo/Towing	ND	100	11136	N11136
08-06	w/Towing	ND	130	11323		
		wo/Towing	ND	100	11322	
<b>SEQUOIA</b>						
4.6L	12-10	Std	ND	130	11351	
		Opt, 150 Amps	ND	150	11352	
		Opt, 180 Amps	ND	180	11405	

## ALTERNATORS / ALTERNATEURS / ALTERNADORES

Liter Litre Litro	Year Année Año	Options Options Opciones	Mfg.	Amp	Reman	New Nouveau Nuevo
<b>TOYOTA - continued</b>						
<b>SEQUOIA - continued</b>						
4.7L	09-03	Std	ND	130	13994	
		Opt	ND	150	11090	
	02-01		ND	100	13859	N13859
5.7L	12-08	Std	ND	130	11351	
		Opt, 150 Amps	ND	150	11352	
		Opt, 180 Amps	ND	180	11405	
<b>SIENNA</b>						
3.0L	03-98		ND	100	13806	N13806
3.3L	06-03	Std	ND	130	11032	
		Opt	ND	150	13981	
3.5L	12-07		ND	150	11326	
<b>SOLARA</b>						
2.2L	01-99		ND	90	13754	N13754
2.4L	08-04		ND	100	11034	N11034
	03-02		ND	80	13958	N13958
3.0L	03-00		ND	80	13747	N13747
	99		ND	90	13755	N13755
3.3L	08-04		ND	100	11033	N11033
<b>STARLET</b>						
1.3L	84-83		ND	55	14345	
	82-81	w/External Reg	ND	45	14342	
		w/Internal Reg	ND	55	14345	
<b>SUPRA</b>						
2.6L	80-79		ND	55	14340	
2.8L	86-84		ND	60	14643	
	83-82		ND	60	14574	
	81		ND	55	14340	
3.0L	98-96	w/Twin Turbo, w/AT	ND	100	13547	
		w/Twin Turbo, w/MT	ND	90	13546	
		wo/Turbo, From 5/1995	ND	80	13552	N13552
	95-93	w/Twin Turbo, w/AT	ND	100	13547	
		w/Twin Turbo, w/MT	ND	90	13546	
		wo/Turbo	ND	90	13545	
	92-89	w/Turbo	ND	80	13278	
		wo/Turbo, w/AT	ND	80	13278	
		wo/Turbo, w/MT	ND	70	14611	N14611
	88	w/Turbo	ND	80	14460	
		wo/Turbo	ND	70	14611	N14611
	87	w/Turbo, From 1/1987	ND	80	14460	
w/Turbo, To 1/1987		ND	70	14611	N14611	
wo/Turbo		ND	70	14611	N14611	
86		ND	70	14611	N14611	
<b>T-100 PICKUP</b>						
2.7L	98-97		ND	70	13673	N13673
	96-94		ND	60	13512	N13512
3.0L	94-93		ND	60	13496	N13496
3.4L	98-95		ND	70	13671	N13671
<b>TACOMA PICKUP</b>						
2.4L	04-00		ND	80	13885	N13885
	99-97		ND	70	13673	N13673
	96-95		ND	60	13512	N13512
2.7L	12-11		ND	90	13754	N13754
	10-07		ND	80	11354	
	06-05		ND	80	11194	
	04-00		ND	80	13885	N13885
	99-97		ND	70	13673	N13673

## ALTERNATORS / ALTERNATEURS / ALTERNADORES

Liter Litre Litro	Year Année Año	Options Options Opciones	Mfg.	Amp	Reman	New Nouveau Nuevo	
<b>TOYOTA - continued</b>							
<b>TACOMA PICKUP - continued</b>							
2.7L	96-95		ND	60	13512	N13512	
3.4L	04-00		ND	80	13794	N13794	
	99-95		ND	70	13671	N13671	
4.0L	12-10	w/Towing	ND	130	11139		
		wo/Towing	ND	100	11138		
	09-05	w/Towing	ND	130	11139		
		wo/Towing, w/AT	ND	100	11138		
		wo/Towing, w/MT	BO	90	11129		
<b>TERCEL</b>							
SOME OF THE TERCEL ALTERNATORS COME WITH A HEAT SHIELD ATTACHED, WHILE SOME OTHERS DO NOT. ALTHOUGH THE ALTERNATORS ARE IDENTICAL, AND WILL PROBABLY FUNCTION WITHOUT IT, THE HEAT SHIELD CANNOT BE MOUNTED AGAIN WITHOUT THE PROPER MOUNTING HOLES IN THE ALTERNATOR. ALSO, THE PLUG HAS CHANGED IN 1993 FROM THE EARLIER ROUND SHAPE, TO THE LATER USED OVAL.							
1.5L	99	w/AT, w/Heat Shield	ND	70	13536		
		w/AT, wo/Heat Shield	ND	70	13711		
		w/MT	ND	60	13485	N13485	
	98	w/AT, From 12/1997 w/AT, To 12/1997 w/MT		ND	70	13711	
				ND	70	13486	N13486
				ND	60	13485	N13485
	97	w/AT, w/Heat Shield w/AT, wo/Heat Shield w/MT		ND	70	13536	
				ND	70	13486	N13486
				ND	60	13485	N13485
	96-95	w/AT w/MT		ND	70	13486	N13486
				ND	60	13485	N13485
	94-93	w/AT w/MT, w/Heat Shield w/MT, wo/Heat Shield, Std w/MT, wo/Heat Shield, Opt		ND	70	13486	N13486
				ND	70	13536	
				ND	60	13485	N13485
				ND	70	13486	N13486
	92-91	Exc Canada, w/AT Exc Canada, w/4-Spd MT, w/Heat Shield Exc Canada, w/4-Spd MT, wo/Heat Shield Exc Canada, w/5-Spd MT Canada		ND	70	13456	
				ND	70	13392	
				ND	70	13456	
				ND	55	14449	
				ND	70	13392	
	90	w/Carb, w/AT w/Carb, w/MT, Std w/Carb, w/MT, Opt w/FI, w/Heat Shield w/FI, wo/Heat Shield		ND	55	14449	
				ND	45	14843	
				ND	55	14449	
				ND	55	14472	
				ND	55	14449	
	89	w/AT w/MT, Std w/MT, Opt		ND	55	14449	
				ND	45	14843	
			ND	55	14449		
88-87	Eng Code 3AC Eng Code 3E, w/AT Eng Code 3E, w/MT, Std Eng Code 3E, w/MT, Opt		ND	60	14935		
			ND	55	14449		
			ND	45	14843		
			ND	55	14449		
86-85		ND	60	14935			
84-83	w/External Reg w/Internal Reg		ND	50	14644		
			ND	55	14347		
82	w/External Reg w/Internal Reg		ND	50	13171		
			ND	55	14341		
81	Eng Code 1AC Eng Code 3AC, w/External Reg Eng Code 3AC, w/Internal Reg		ND	55	14384		
			ND	50	13171		
			ND	55	14341		
80	w/External Reg w/Internal Reg		ND	50	13171		
			ND	55	14384		
<b>TUNDRA PICKUP</b>							
3.4L	04-03		ND	80	11089		
	02-00	Std	ND	70	13671	N13671	
		Opt	ND	80	13794	N13794	

## ALTERNATORS / ALTERNATEURS / ALTERNADORES

Liter Litre Litro	Year Année Año	Options Options Opciones	Mfg.	Amp	Reman	New Nouveau Nuevo
<b>TOYOTA - continued</b>						
<b>TUNDRA PICKUP - continued</b>						
4.0L	11	To 8/2010	ND	100	11138	
	10-06		ND	100	11138	
	05		ND	80	11128	
4.6L	12-10	Std	ND	100	11350	
		Opt, 130 Amps	ND	130	11351	
		Opt, 150 Amps	ND	150	11352	
4.7L	09-07	w/Towing	ND	130	13994	
		wo/Towing	ND	100	11153	
	06-04	Std	ND	80	11152	
		Opt, 100 Amps	ND	100	11153	
		Opt, 130 Amps	ND	130	13994	
	03	Std	ND	80	11152	
		Opt	ND	130	13994	
	02-00	Std	ND	70	13858	
Opt		ND	100	13859	N13859	
5.7L	12-07	Std	ND	100	11350	
		Opt, 130 Amps	ND	130	11351	
		Opt, 150 Amps	ND	150	11352	
<b>VAN</b>						
<i>BECAUSE OF WHERE THE ALTERNATOR IS MOUNTED ON THIS VEHICLE, TOYOTA HAS MADE AVAILABLE A SHIELD (PART No. 27029-73020) WHICH, WHEN INSTALLED NEXT TO THE LEFT FRAME RAIL UNDER THE ALTERNATOR, DEFLECTS MOST OF THE WATER AND DIRT THAT CAN CAUSE PREMATURE UNIT FAILURE.</i>						
2.0L	85-84		ND	70	14679	N14679
2.2L	89-86		ND	70	14679	N14679
<b>VENZA</b>						
2.7L	11-09	wo/Towing and/or 120V Power Outlet	ND	130	11403	
3.5L	11	100 Amps	ND	100	11136	N11136
		130 Amps	ND	130	11137	
		150 Amps	ND	150	11326	
	10	Std	ND	130	11137	
		Opt	ND	150	11326	
	09	Std	ND	100	11136	N11136
Opt		ND	130	11137		
<b>YARIS</b>						
1.5L	12-06		ND	80	11203	
<b>TRIUMPH</b>						
<b>GT6</b>						
2.0L	74-73		LU	43	14022	
	72-69		LU	28	14014	
<b>HERALD</b>						
0.9L	61-60	w/Generator	LU	25	15017	
1.1L	69-60	w/Generator	LU	25	15017	
<b>SPITFIRE</b>						
1.2L	67-63	w/Generator	LU	25	15017	
1.3L	72-71	w/Alternator	LU	28	14014	
	70-68	w/Generator	LU	25	15017	
1.5L	80-73		LU	34	14029	
<b>TR2</b>						
2.0L	62-56	w/Generator	LU	25	15017	
<b>TR3</b>						
2.0L	62-56	w/Generator	LU	25	15017	
2.1L	62	w/Generator	LU	25	15017	
<b>TR4</b>						
2.1L	64-62	w/Generator	LU	25	15017	



# ALTERNATORS / ALTERNATEURS / ALTERNADORES

Liter Litre Litro	Year Année Año	Options Options Opciones	Mfg.	Amp	Reman	New Nouveau Nuevo
<b>TRIUMPH - continued</b>						
<b>TR4A</b>						
2.1L	67-65	w/Generator	LU	25	15017	
<b>TR6</b>						
2.5L	76-75		LU	43	14088	
	74		LU	43	14022	
	73	w/3-Pin Alt Plug Only	LU	34	14029	
		w/3-Pin Alt Plug and Spade Terminal	LU	43	14022	
	72-71		LU	34	14029	
70-69		LU	28	14014		
<b>TR7</b>						
2.0L	82-80	wo/AC	LU	36	14030	
	79-76	w/AC	LU	55	14085	
		wo/AC	LU	36	14030	
	75	wo/AC	LU	36	14030	
<b>TR8</b>						
3.5L	82-80	wo/AC	LU	43	14037	
	79-78	wo/AC	LU	34	14029	
<b>TR250</b>						
2.5L	68	w/Internal Reg	LU	34	14029	
<b>VOLKSWAGEN</b>						
<p><i>BECAUSE OF THE HIGH QUANTITY OF ALTERNATORS USED ON 1998-ON VOLKSWAGEN MODELS, IT IS ALWAYS BEST TO VERIFY THE OEM NUMBER OF THE UNIT COMING OF THE CAR, AS WELL AS USING THE APPLICATION GUIDE BELOW. IT IS POSSIBLE THAT THE OEM NUMBER MAY CROSS TO A UNIT THAT IS NOT SHOWN BELOW. IN THESE CASES, IT IS ALWAYS BEST TO MATCH WHAT COMES OUT OF THE CAR (IF IT HAD OBVIOUSLY BEEN WORKING FINE PRIOR TO THE FAILURE). WE HAVE ALSO LISTED THE ENGINE CODES IN MANY OF THE FOLLOWING APPLICATIONS, AS UNITS MAY VARY BETWEEN ENGINES WITH THE ASME DISPLACEMENT, BUT DIFFERENT CODES.</i></p>						
<p><i>1. OFTEN BOTH A BOSCH, VALEO OR HITACHI ALTERNATOR WILL BE USED IN THE SAME VOLKSWAGEN APPLICATIONS. WHEN THIS HAPPENS, THE UNITS SHOULD INTERCHANGE, IF THE AMPERAGE MATCHES, AND THE UNITS ARE SUPPLIED WITH THE PROPER PULLEY AND REAR PLASTIC COVER.</i></p>						
<p><i>2. LATE MODEL APPLICATIONS MAY USE A PULLEY THAT IS GENERICALLY CALLED A "CLUTCH STYLE", ALTHOUGH THERE ARE VARIATIONS OF THIS TYPE OF PULLEY THAT DO WORK DIFFERENTLY. UNITS REQUIRING A "CLUTCH STYLE" PULLEY (IN ANY FORM) SHOULD NOT BE REPLACED BY SIMILAR UNITS NOT USING THIS PULLEY, AS EXCESSIVE BELT WEAR, AND OTHER PROBLEMS, MAY OCCUR.</i></p>						
<b>411, 412 - SEE TYPE IV</b>						
<b>BEETLE</b>						
1.2L	66-55	w/Generator, 6-Volt	BO	30	15250	
1.3L	66	w/Generator, 6-Volt	BO	30	15250	
1.5L	69-67	Plug Style Connector	BO	30	15269	
		Stud Style Connector	BO	30	15268	
1.6L	80-75	Bosch Unit	BO,MO	55	13080	
		Motorola Unit	BO,MO	55	13080	
	74	w/Alternator, Bosch Unit	BO,MO	51	13048	
		w/Alternator, Motorola Unit	BO,MO	51	13048	
		w/Generator, Plug Style Connector	BO	30	15269	
		w/Generator, Stud Style Connector	BO	30	15268	
	73	w/Generator, Std, Plug Style Connector	BO	30	15269	
		w/Generator, Std, Stud Style Connector	BO	30	15268	
		w/Generator, Opt HD	BO	35	15270	
	72-70	Plug Style Connector	BO	30	15269	
Stud Style Connector		BO	30	15268		
1.8L	05-02	Hitachi Unit	HI	120	13942	
		Valeo Unit, Std, 70 Amps	VA	70	21485	
		Valeo Unit, Opt, 90 Amps	VA	90	13946	
		Valeo Unit, Opt, 120 Amps	VA	120	13947	N13947
	01-99	Bosch Unit, Std	BO	90	13852	N13852
		Bosch Unit, Opt	BO	120	13853	N13853
		Valeo Unit	VA	70	21485	

## ALTERNATORS / ALTERNATEURS / ALTERNADORES

Liter Litre Litro	Year Année Año	Options Options Opciones	Mfg.	Amp	Reman	New Nouveau Nuevo	
<b>VOLKSWAGEN - continued</b>							
<b>BEETLE - continued</b>							
1.9L (Diesel)	06-05	Std	BO	90	13851		
		Opt	BO	120	13853	N13853	
	04-02	Bosch Unit, Std	BO	90	13851		
		Bosch Unit, Opt	BO	120	13853	N13853	
		Hitachi Unit	HI	120	13942		
	01-99	Std, 70 Amps	BO	70	13849		
		Opt, 90 Amps	BO	90	13851		
		Opt, 120 Amps	BO	120	13853	N13853	
	98	Std, 70 Amps	BO	70	13831		
		Opt, 90 Amps	BO	90	13832		
		Opt, 120 Amps	BO	120	13833		
	2.0L	12		BO	140	23255	
05-99		Bosch Unit, Std, 70 Amps	BO	70	13850		
		Bosch Unit, Opt, 90 Amps	BO	90	13852	N13852	
		Bosch Unit, Opt, 120 Amps	BO	120	13853	N13853	
		Valeo Unit	VA	70	21485		
98		Bosch Unit, Std	BO	70	13902		
		Bosch Unit, Opt	BO	90	13381	N13381	
		Valeo Unit	VA	70	21485		
2.5L		12		BO	140	11460	
		10	Bosch Unit, 120 Amps	BO	120	13853	N13853
	Bosch Unit, 140 Amps		BO	140	11460		
	Hitachi Unit		HI	120	13942		
09-06		BO	140	11460			
<b>CABRIO</b>							
2.0L	02-99	Bosch Unit	BO	90	13381	N13381	
		Valeo Unit	VA	90	13458	N13381	
	98-95	Bosch Unit, Std	BO	70	13380	N13380	
		Bosch Unit, Opt	BO	90	13381	N13381	
		Valeo Unit, Std	VA	70	13658	N13380	
		Valeo Unit, Opt	VA	90	13458	N13381	
<b>CABRIOLET</b>							
1.8L	93-86	w/AC	BO	90	14396		
		wo/AC	BO	65	14970		
	85	w/AC	BO	90	14396		
		wo/AC	BO	65	14797		
<b>CC</b>							
2.0L	12	Bosch Unit	BO	140	23255		
	11-09	Bosch Unit	BO	140	23255		
		Valeo Unit	VA	140	23256		
3.6L	11-09	Bosch Unit, 140 Amps	BO	140	11463		
		Valeo Unit, 140 Amps	VA	140	11425		
<b>CORRADO</b>							
1.8L	92-90		BO	90	13369		
2.8L	95-92	Bosch Unit, Std	BO	90	13381	N13381	
		Bosch Unit, Opt	BO	120	13382	N13382	
		Valeo Unit	VA	90	13458	N13381	
<b>DASHER</b>							
1.5L	75-74	w/AC, Bosch Unit	BO	65	13129		
		w/AC, Motorola Unit	MO	65	13106		
		wo/AC, Bosch Unit	BO	55	13055		
		wo/AC, Motorola Unit	MO	65	13105		
1.5L (Diesel)	80-79	w/AC, Std	BO	65	13147		
		w/AC, Opt	BO	65	14412		
		wo/AC, Bosch Unit	BO	55	13055		
		wo/AC, Motorola Unit	MO	65	13105		

## ALTERNATORS / ALTERNATEURS / ALTERNADORES

Liter Litre Litro	Year Année Año	Options Options Opciones	Mfg.	Amp	Reman	New Nouveau Nuevo
<b>VOLKSWAGEN - continued</b>						
<b>DASHER - continued</b>						
1.6L	80-76	w/AC, Bosch Unit	BO	65	13129	
		w/AC, Motorola Unit	MO	65	13106	
		wo/AC, Bosch Unit	BO	55	13055	
		wo/AC, Motorola Unit	MO	65	13105	
1.6L (Diesel)	81		BO	65	13147	
<b>EOS</b>						
2.0L	12-10	Bosch Unit	BO	140	23255	
		Valeo Unit	VA	140	23256	
	09	Eng Code BPY, Bosch Unit, Std	BO	110	23356	
		Eng Code BPY, Bosch Unit, Opt	BO	140	11134	
		Eng Code BPY, Valeo Unit	VA	110	23357	
		Eng Code CBFA or CCTA, Bosch Unit	BO	140	23255	
	08-07	Eng Code CBFA or CCTA, Valeo Unit	VA	140	23256	
		Bosch Unit, Std	BO	110	23356	
08-07	Bosch Unit, Opt	BO	140	11134		
	Valeo Unit	VA	110	23357		
3.2L	08-07	Bosch Unit	BO	140	11134	
<b>EUROVAN</b>						
2.4L (Diesel)	97-96		BO	120	13626	
	95	From 1/1996	BO	120	13626	
		To 1/1996, Std	BO	90	13625	
		To 1/1996, Opt	BO	100	13462	
94-92	Std	BO	90	13625		
	Opt	BO	100	13462		
2.5L	96		BO	120	13626	
	95-92	Std, 70 Amps	BO	70	13380	N13380
		Opt, 90 Amps	BO	90	13381	N13381
Opt, 120 Amps		BO	120	13382	N13382	
2.8L	03-02	Std	BO	90	13852	N13852
		Opt	BO	150	11135	
	01-00	Std	BO	90	13852	N13852
		Opt, 120 Amps	BO	120	13382	N13382
		Opt, 150 Amps	BO	150	11135	
	99	Std	BO	90	13852	N13852
		Opt	BO	150	11135	
	98-97	Std	BO	90	13381	N13381
Opt		BO	120	13382	N13382	
<b>FASTBACK - SEE TYPE III</b>						
<b>FOX</b>						
1.8L	93-87	w/AC	BO	90	14396	
		wo/AC	BO	65	14970	
<b>GOLF</b>						
<i>THE 13381 (BOSCH) AND 13458 (VALEO) INTERCHANGE IF SUPPLIED WITH PULLEY (BOTH ARE INTERNAL FAN UNITS).</i>						
1.6L (Diesel)	92-89	Bosch Unit, Std	BO,VA	65	14818	
		Bosch Unit, Opt	BO	90	14821	
		Valeo Unit	BO,VA	65	14818	
	88-86	w/AC	BO	90	14821	
		wo/AC	BO,VA	65	14818	
	85	w/AC	BO	90	14821	
wo/AC		BO	65	14969		
1.8L	06-02	Bosch Unit, Std	BO	90	13852	N13852
		Bosch Unit, Opt	BO	120	13853	N13853
		Valeo Unit	VA	90	13946	
	01-00	Std	BO	90	13852	N13852
		Opt	BO	120	13853	N13853

## ALTERNATORS / ALTERNATEURS / ALTERNADORES

Liter Litre Litro	Year Année Año	Options Options Opciones	Mfg.	Amp	Reman	New Nouveau Nuevo
<b>VOLKSWAGEN - continued</b>						
<b>GOLF - continued</b>						
1.8L	98-93	w/AC, Std	BO	70	13380	N13380
		w/AC, Opt, 90 Amps	BO	90	13381	N13381
		w/AC, Opt, 120 Amps	BO	120	13382	N13382
		wo/AC, Std	BO,VA	70	13606	
		wo/AC, Opt	BO,VA	90	13605	
	92-90	w/AC	BO	90	14396	
		wo/AC	BO	65	14970	
	89-87	8-Valve Eng, w/AC	BO	90	14396	
		8-Valve Eng, wo/AC	BO	65	14970	
		16-Valve Eng, w/AC	BO	90	14972	
		16-Valve Eng, wo/AC	BO	65	14997	
	86	w/AC	BO	90	14396	
		wo/AC	BO	65	14970	
	85	w/AC	BO	90	14396	
		wo/AC	BO	65	14797	
1.9L (Diesel)	06-02	Bosch Unit, Std	BO	90	13851	
		Bosch Unit, Opt	BO	120	13853	N13853
		Hitachi Unit	HI	120	13942	
	01-99	Std	BO	70	13849	
		Opt, 90 Amps	BO	90	13851	
		Opt, 120 Amps	BO	120	13853	N13853
	98	Eng Code AAZ, w/AC, Bosch Unit, Std	BO	70	13380	N13380
		Eng Code AAZ, w/AC, Bosch Unit, Opt, 90 Amps	BO	90	13381	N13381
		Eng Code AAZ, w/AC, Bosch Unit, Opt, 120 Amps	BO	120	13382	N13382
		Eng Code AAZ, w/AC, Valeo Unit	VA	90	13458	N13381
		Eng Code AAZ, wo/AC, Bosch Unit, Std	BO,VA	70	13606	
		Eng Code AAZ, wo/AC, Bosch Unit, Opt	BO,VA	90	13605	
		Eng Code AAZ, wo/AC, Valeo Unit	BO,VA	90	13605	
		Eng Code AHU, Std	BO	70	13380	N13380
		Eng Code AHU, Opt, 90 Amps	BO	90	13381	N13381
		Eng Code AHU, Opt, 120 Amps	BO	120	13622	
	97	Eng Code 1Z, Std, 70 Amps	BO	70	13380	N13380
		Eng Code 1Z, Opt, 90 Amps	BO	90	13381	N13381
		Eng Code 1Z, Opt, 120 Amps	BO	120	13833	
		Eng Code AAZ, w/AC, Bosch Unit, Std	BO	70	13380	N13380
		Eng Code AAZ, w/AC, Bosch Unit, Opt, 90 Amps	BO	90	13381	N13381
		Eng Code AAZ, w/AC, Bosch Unit, Opt, 120 Amps	BO	120	13382	N13382
		Eng Code AAZ, w/AC, Valeo Unit	VA	90	13458	N13381
		Eng Code AAZ, wo/AC, Bosch Unit, Std	BO,VA	70	13606	
		Eng Code AAZ, wo/AC, Bosch Unit, Opt	BO,VA	90	13605	
		Eng Code AAZ, wo/AC, Valeo Unit	BO,VA	90	13605	
		Eng Code AHU, Std	BO	70	13380	N13380
Eng Code AHU, Opt, 90 Amps		BO	90	13381	N13381	
Eng Code AHU, Opt, 120 Amps		BO	120	13622		
96	Eng Code 1Z, Std, 70 Amps	BO	70	13380	N13380	
	Eng Code 1Z, Opt, 90 Amps	BO	90	13381	N13381	
	Eng Code 1Z, Opt, 120 Amps	BO	120	13833		
	Eng Code AAZ, w/AC, Bosch Unit, Std	BO	70	13380	N13380	
	Eng Code AAZ, w/AC, Bosch Unit, Opt, 90 Amps	BO	90	13381	N13381	
	Eng Code AAZ, w/AC, Bosch Unit, Opt, 120 Amps	BO	120	13382	N13382	
	Eng Code AAZ, w/AC, Valeo Unit	VA	90	13458	N13381	
	Eng Code AAZ, wo/AC, Bosch Unit, Std	BO,VA	70	13606		
	Eng Code AAZ, wo/AC, Bosch Unit, Opt	BO,VA	90	13605		
	Eng Code AAZ, wo/AC, Valeo Unit	BO,VA	90	13605		

# ALTERNATORS / ALTERNATEURS / ALTERNADORES

Liter Litre Litro	Year Année Año	Options Options Opciones	Mfg.	Amp	Reman	New Nouveau Nuevo
<b>VOLKSWAGEN - continued</b>						
<b>GOLF - continued</b>						
1.9L (Diesel)	95-93	w/AC, Bosch Unit, Std	BO	70	13380	N13380
		w/AC, Bosch Unit, Opt, 90 Amps	BO	90	13381	N13381
		w/AC, Bosch Unit, Opt, 120 Amps	BO	120	13382	N13382
		w/AC, Valeo Unit	VA	90	13458	N13381
		wo/AC, Bosch Unit, Std	BO,VA	70	13606	
		wo/AC, Bosch Unit, Opt	BO,VA	90	13605	
		wo/AC, Valeo Unit	BO,VA	90	13605	
2.0L	12		BO	140	23255	
	06-02	Bosch Unit, Std	BO	90	13852	N13852
		Bosch Unit, Opt	BO	120	13853	N13853
		Valeo Unit, Std	VA	90	13946	
		Valeo Unit, Opt	VA	120	13947	N13947
	01-99	Std	BO	90	13852	N13852
		Opt	BO	120	13853	N13853
	98-94	w/AC, Bosch Unit, Std	BO	70	13380	N13380
		w/AC, Bosch Unit, Opt, 90 Amps	BO	90	13381	N13381
		w/AC, Bosch Unit, Opt, 120 Amps	BO	120	13382	N13382
		w/AC, Valeo Unit, Std	VA	70	13658	N13380
		w/AC, Valeo Unit, Opt	VA	90	13458	N13381
		wo/AC, Bosch Unit, Std	BO,VA	70	13606	
		wo/AC, Bosch Unit, Opt	BO,VA	90	13605	
		wo/AC, Valeo Unit, Std	BO,VA	70	13606	
		wo/AC, Valeo Unit, Opt	BO,VA	90	13605	
		93	w/AC, Std	BO	90	13381
	w/AC, Opt		BO	120	13382	N13382
	wo/AC, Std		BO,VA	70	13606	
	wo/AC, Opt		BO,VA	90	13605	
	92	w/AC	BO	90	14988	
wo/AC		BO	65	14997		
91	w/AC, w/"W" Terminal	BO	90	14988		
	w/AC, wo/"W" Terminal	BO	90	14972		
	wo/AC	BO	65	14997		
90	w/AC	BO	90	14972		
	wo/AC	BO	65	14997		
2.0L (Diesel)	12-10	Bosch Unit	BO	140	11134	
2.5L	12		BO	140	11134	
	11-10		BO	140	11254	
2.8L	05-99	Std	BO	70	13850	
		Opt, 90 Amps	BO	90	13852	N13852
		Opt, 120 Amps	BO	120	13904	
	98-94	Bosch Unit, Std	BO	70	13380	N13380
		Bosch Unit, Opt, 90 Amps	BO	90	13381	N13381
		Bosch Unit, Opt, 120 Amps	BO	120	13382	N13382
		Valeo Unit	VA	90	13458	N13381
<b>GTI</b>						
2.0L	12	Bosch Unit	BO	140	23255	
	11	Bosch Unit	BO	140	23255	
		Valeo Unit	VA	140	23256	
	10	Bosch Unit	BO	140	23255	
	09	Bosch Unit	BO	140	23255	
		Valeo Unit	VA	140	23256	
	08	Eng Code BPY, Bosch Unit, Std	BO	110	23356	
		Eng Code BPY, Bosch Unit, Opt	BO	140	11134	
		Eng Code BPY, Valeo Unit, Std	VA	110	23357	
Eng Code BPY, Valeo Unit, Opt		VA	140	11149		
Eng Code CBFA or CCTA, Bosch Unit		BO	140	23255		
Eng Code CBFA or CCTA, Valeo Unit		VA	140	23256		

## ALTERNATORS / ALTERNATEURS / ALTERNADORES

Liter Litre Litro	Year Année Año	Options Options Opciones	Mfg.	Amp	Reman	New Nouveau Nuevo
<b>VOLKSWAGEN - continued</b>						
<b>GTI - continued</b>						
2.0L	07	Bosch Unit, Std	BO	110	23356	
		Bosch Unit, Opt	BO	140	11134	
		Valeo Unit	VA	110	23357	
	06	Std	BO	110	23356	
		Opt	BO	140	11134	
<b>JETTA</b>						
<i>THE 13381 (BOSCH) AND 13458 (VALEO) INTERCHANGE IF SUPPLIED WITH PULLEY (BOTH ARE INTERNAL FAN UNITS).</i>						
1.6L	80	Std	BO	55	13055	
		Opt	BO	65	13147	
1.6L (Diesel)	92	w/AC	BO	90	13374	
		wo/AC, Bosch Unit	BO,VA	65	14818	
		wo/AC, Valeo Unit	BO,VA	65	14818	
	91	w/AC, w/"W" Terminal	BO	90	14821	
		w/AC, wo/"W" Terminal	BO	90	13374	
		wo/AC, Bosch Unit	BO,VA	65	14818	
		wo/AC, Valeo Unit	BO,VA	65	14818	
	90-86	w/AC	BO	90	14821	
		wo/AC	BO,VA	65	14818	
	85	w/AC	BO	90	14821	
	wo/AC	BO	65	14969		
84-82	w/AC	BO	65	14412		
	wo/AC	BO	65	14410		
81	w/AC	BO	65	14412		
	wo/AC	BO	65	14779		
1.7L	84-81	Bosch Unit	BO	65	13147	
		Motorola Unit	MO	65	14402	
1.8L	05-02	Bosch Unit, Std	BO	90	13852	N13852
		Bosch Unit, Opt	BO	120	13853	N13853
		Valeo Unit	VA	90	13946	
	01-00	Std	BO	90	13852	N13852
		Opt	BO	120	13853	N13853
	97-93	w/AC, Std	BO	70	13380	N13380
		w/AC, Opt, 90 Amps	BO	90	13381	N13381
		w/AC, Opt, 120 Amps	BO	120	13382	N13382
		wo/AC, Std	BO,VA	70	13606	
		wo/AC, Opt	BO,VA	90	13605	
	92-90	w/AC	BO	90	14396	
wo/AC		BO	65	14970		
89-88	8-Valve Eng, w/AC	BO	90	14396		
	8-Valve Eng, wo/AC	BO	65	14970		
	16-Valve Eng, w/AC	BO	90	14972		
	16-Valve Eng, wo/AC	BO	65	14997		
87-86	w/AC	BO	90	14396		
	wo/AC	BO	65	14970		
85-84	w/AC	BO	90	14396		
	wo/AC	BO	65	14797		
1.9L (Diesel)	06	Std	BO	110	23356	
		Opt	BO	140	11134	
	05-02	Bosch Unit, Std	BO	90	13851	
		Bosch Unit, Opt	BO	120	13853	N13853
		Hitachi Unit	HI	120	13942	
	01-99	Std	BO	70	13849	
Opt, 90 Amps		BO	90	13851		
Opt, 120 Amps		BO	120	13853	N13853	
98	Std	BO	70	13380	N13380	
	Opt, 90 Amps	BO	90	13381	N13381	
	Opt, 120 Amps	BO	120	13622		

# ALTERNATORS / ALTERNATEURS / ALTERNADORES

Liter Litre Litro	Year Année Año	Options Options Opciones	Mfg.	Amp	Reman	New Nouveau Nuevo
<b>VOLKSWAGEN - continued</b>						
<b>JETTA - continued</b>						
1.9L (Diesel)	97	Bosch Unit, Std	BO	70	13380	N13380
		Bosch Unit, Opt, 90 Amps	BO	90	13381	N13381
		Bosch Unit, Opt, 120 Amps	BO	120	13622	
		Valeo Unit	VA	90	13458	N13381
	96	Eng Code 1Z, Bosch Unit, Std	BO	70	13380	N13380
		Eng Code 1Z, Bosch Unit, Opt, 90 Amps	BO	90	13381	N13381
		Eng Code 1Z, Bosch Unit, Opt, 120 Amps	BO	120	13622	
		Eng Code 1Z, Valeo Unit	VA	90	13458	N13381
		Eng Code AAZ or AHU, Bosch Unit, Std	BO	70	13380	N13380
		Eng Code AAZ or AHU, Bosch Unit, Opt, 90 Amps	BO	90	13381	N13381
		Eng Code AAZ or AHU, Bosch Unit, Opt, 120 Amps	BO	120	13382	N13382
		Eng Code AAZ or AHU, Valeo Unit	VA	90	13458	N13381
	95-93	Bosch Unit, Std	BO	70	13380	N13380
		Bosch Unit, Opt, 90 Amps	BO	90	13381	N13381
		Bosch Unit, Opt, 120 Amps	BO	120	13382	N13382
Valeo Unit		VA	90	13458	N13381	
2.0L	12	w/Turbo, Bosch Unit	BO	140	23255	
		w/Turbo, Valeo Unit	VA	140	23256	
		wo/Turbo, Bosch Unit	BO	140	11134	
		wo/Turbo, Valeo Unit	VA	110	23355	
	11		BO	140	11134	
	10-09		BO	140	23255	
	08	Eng Code BPY, Std	BO	110	23356	
		Eng Code BPY, Opt	BO	140	11134	
		Eng Code CBFA or CCTA	BO	140	23255	
	07-06		BO	140	11134	
	05-04	Bosch Unit	BO	90	13852	N13852
		Valeo Unit	VA	90	13946	
	03-02	Bosch Unit, Std	BO	90	13852	N13852
		Bosch Unit, Opt	BO	120	13853	N13853
		Valeo Unit, Std	VA	90	13946	
Valeo Unit, Opt		VA	120	13947	N13947	
01-99	Std	BO	90	13852	N13852	
	Opt	BO	120	13853	N13853	
98-94	w/AC, Bosch Unit, Std	BO	70	13380	N13380	
	w/AC, Bosch Unit, Opt, 90 Amps	BO	90	13381	N13381	
	w/AC, Bosch Unit, Opt, 120 Amps	BO	120	13382	N13382	
	w/AC, Valeo Unit, Std	VA	70	13658	N13380	
	w/AC, Valeo Unit, Opt	VA	90	13458	N13381	
	wo/AC, Bosch Unit, Std	BO,VA	70	13606		
	wo/AC, Bosch Unit, Opt	BO,VA	90	13605		
	wo/AC, Valeo Unit, Std	BO,VA	70	13606		
	wo/AC, Valeo Unit, Opt	BO,VA	90	13605		
	93	w/AC, Bosch Unit, Std	BO	90	13381	N13381
w/AC, Bosch Unit, Opt		BO	120	13382	N13382	
w/AC, Valeo Unit		VA	90	13458	N13381	
wo/AC, Bosch Unit, Std		BO,VA	70	13606		
wo/AC, Bosch Unit, Opt		BO,VA	90	13605		
92-90		BO	90	14988		
2.0L (Diesel)	12-10		BO	140	11134	
	09	Bosch Unit	BO	140	11134	
		Valeo Unit, Std	VA	110	23355	
Valeo Unit, Opt		VA	140	11149		
2.5L	12	S Models	BO	140	11134	
		SE Models, Sedan	BO	140	11460	
		SE Models, Wagon	BO	140	11134	
		SEL Models	BO	140	11460	

## ALTERNATORS / ALTERNATEURS / ALTERNADORES

Liter Litre Litro	Year Année Año	Options Options Opciones	Mfg.	Amp	Reman	New Nouveau Nuevo
<b>VOLKSWAGEN - continued</b>						
<b>JETTA - continued</b>						
2.5L	11	S Models	BO	140	11254	
		SE Models, Sedan	BO	140	11460	
		SE Models, Wagon	BO	140	11254	
		SEL Models	BO	140	11460	
	10-05		BO	140	11254	
2.8L	04-99	Std	BO	70	13850	
		Opt, 90 Amps	BO	90	13852	N13852
		Opt, 120 Amps	BO	120	13904	
	98-93	Std	BO	70	13380	N13380
		Opt, 90 Amps	BO	90	13381	N13381
		Opt, 120 Amps	BO	120	13382	N13382
<b>KARMANN GHIA</b>						
1.2L	65-56	w/Generator, 6-Volt	BO	30	15250	
1.5L	69-67	Plug Style Connector	BO	30	15269	
		Stud Style Connector	BO	30	15268	
1.6L	74	Bosch Unit	BO,MO	51	13048	
		Motorola Unit	BO,MO	51	13048	
	73-70	Plug Style Connector	BO	30	15269	
		Stud Style Connector	BO	30	15268	
<b>PASSAT</b>						
1.8L	05-02	Bosch Unit, Std	BO	70	22971	
		Bosch Unit, Opt	BO	90	13921	
		Valeo Unit, Std	VA	70	22972	
		Valeo Unit, Opt, 90 Amps	VA	90	13930	N13930
		Valeo Unit, Opt, 120 Amps	VA	120	13931	N13931
	01-99	Bosch Unit, Std	BO	70	22971	
		Bosch Unit, Opt, 90 Amps	BO	90	13921	
		Bosch Unit, Opt, 120 Amps	BO	120	13951	
		Valeo Unit, Std	VA	70	22972	
		Valeo Unit, Opt, 90 Amps	VA	90	13930	N13930
		Valeo Unit, Opt, 120 Amps	VA	120	13931	N13931
	98	Bosch Unit, 90 Amps	BO	90	13816	
		Bosch Unit, 120 Amps	BO	120	13817	
		Valeo Unit	VA	90	13814	
	94-93	w/AC, 90 Amps	BO	90	13381	N13381
		w/AC, 120 Amps	BO	120	13382	N13382
		wo/AC	BO,VA	90	13605	
	92	From 7/1992, w/AC, 90 Amps	BO	90	13381	N13381
		From 7/1992, w/AC, 120 Amps	BO	120	13382	N13382
		From 7/1992, wo/AC	BO,VA	90	13605	
To 7/1992, 90 Amps		BO	90	13369		
91		BO	90	13369		
1.9L (Diesel)	98	Bosch Unit, Std	BO	90	13816	
		Bosch Unit, Opt	BO	120	13817	
		Valeo Unit	VA	90	13814	
	97	Eng Code 1Z	BO	120	13833	
		Eng Code AAZ	BO	120	13382	N13382
		Eng Code AHU, w/AC, Bosch Unit, Std	BO	70	13380	N13380
		Eng Code AHU, w/AC, Bosch Unit, Opt, 90 Amps	BO	90	13381	N13381
		Eng Code AHU, w/AC, Bosch Unit, Opt, 120 Amps	BO	120	13622	
		Eng Code AHU, w/AC, Valeo Unit, Std	VA	70	13658	N13380
		Eng Code AHU, w/AC, Valeo Unit, Opt	VA	90	13458	N13381
		Eng Code AHU, wo/AC, Bosch Unit, Std	BO,VA	70	13606	
		Eng Code AHU, wo/AC, Bosch Unit, Opt	BO,VA	90	13605	
		Eng Code AHU, wo/AC, Valeo Unit, Std	BO,VA	70	13606	
Eng Code AHU, wo/AC, Valeo Unit, Opt	BO,VA	90	13605			



# ALTERNATORS / ALTERNATEURS / ALTERNADORES

Liter Litre Litro	Year Année Año	Options Options Opciones	Mfg.	Amp	Reman	New Nouveau Nuevo
<b>VOLKSWAGEN - continued</b>						
<b>PASSAT - continued</b>						
1.9L (Diesel)	96	Eng Code 1Z, w/AC, Bosch Unit, Std	BO	70	13380	N13380
		Eng Code 1Z, w/AC, Bosch Unit, Opt, 90 Amps	BO	90	13381	N13381
		Eng Code 1Z, w/AC, Bosch Unit, Opt, 120 Amps	BO	120	13833	
		Eng Code 1Z, w/AC, Valeo Unit, Std	VA	70	13658	N13380
		Eng Code 1Z, w/AC, Valeo Unit, Opt	VA	90	13458	N13381
		Eng Code 1Z, wo/AC, Bosch Unit, Std	BO,VA	70	13606	
		Eng Code 1Z, wo/AC, Bosch Unit, Opt	BO,VA	90	13605	
		Eng Code 1Z, wo/AC, Valeo Unit, Std	BO,VA	70	13606	
		Eng Code 1Z, wo/AC, Valeo Unit, Opt	BO,VA	90	13605	
		Eng Code AAZ	BO	120	13382	N13382
	95-92	w/AC, Bosch Unit, Std	BO	70	13380	N13380
		w/AC, Bosch Unit, Opt, 90 Amps	BO	90	13381	N13381
		w/AC, Bosch Unit, Opt, 120 Amps	BO	120	13382	N13382
		w/AC, Valeo Unit, Std	VA	70	13658	N13380
		w/AC, Valeo Unit, Opt	VA	90	13458	N13381
		wo/AC, Bosch Unit, Std	BO,VA	70	13606	
		wo/AC, Bosch Unit, Opt, 90 Amps	BO,VA	90	13605	
		wo/AC, Valeo Unit, Std	BO,VA	70	13606	
	wo/AC, Valeo Unit, Opt	BO,VA	90	13605		
2.0L	10-09	Bosch Unit	BO	140	23255	
		Valeo Unit	VA	140	23256	
	08	Eng Code BPY, Bosch Unit	BO	140	11134	
		Eng Code BPY, Valeo Unit	VA	140	11149	
		Eng Code CCTA	BO	140	23255	
	07-06	Bosch Unit	BO	140	11134	
		Valeo Unit	VA	140	11149	
	97-94	Bosch Unit, Std	BO	90	13381	N13381
		Bosch Unit, Opt	BO	120	13382	N13382
		Valeo Unit	VA	90	13458	N13381
	93-90	w/"W" Terminal	BO	90	14988	
wo/"W" Terminal, Std		BO	65	14997		
wo/"W" Terminal, Opt		BO	90	14972		
2.0L (Diesel)	05-04	Bosch Unit, Std	BO	90	11209	
		Bosch Unit, Opt, 120 Amps	BO	120	11210	
		Bosch Unit, Opt, 140 Amps	BO	140	23320	
		Valeo Unit, Std	VA	90	11207	
		Valeo Unit, Opt, 120 Amps	VA	120	11208	
		Valeo Unit, Opt, 140 Amps	VA	140	23323	
2.5L	12		BO	140	11460	
2.8L	05		BO	140	11134	
	04-00	Bosch Unit, Std	BO	90	13921	
		Bosch Unit, Opt	BO	120	13922	
		Valeo Unit, Std	VA	90	13933	N13933
		Valeo Unit, Opt	VA	120	13932	N13932
	99	From Chassis #3B-X-150001, Bosch Unit, Std	BO	90	13921	
		From Chassis #3B-X-150001, Bosch Unit, Opt	BO	120	13922	
		From Chassis #3B-X-150001, Valeo Unit, Std	VA	90	13933	N13933
		From Chassis #3B-X-150001, Valeo Unit, Opt	VA	120	13932	N13932
		To Chassis #3B-X-150000	BO	120	13357	
	98		BO	120	13357	
	97-95	Bosch Unit, Std	BO	90	13381	N13381
		Bosch Unit, Opt	BO	120	13382	N13382
Valeo Unit		VA	90	13458	N13381	
94-92	Bosch Unit, Std	BO	70	13380	N13380	
	Bosch Unit, Opt, 90 Amps	BO	90	13381	N13381	
	Bosch Unit, Opt, 120 Amps	BO	120	13382	N13382	
	Valeo Unit	VA	90	13458	N13381	
3.6L	08-06	Bosch Unit	BO	180	11221	
4.0L	04-02		DR	150	11059	

## ALTERNATORS / ALTERNATEURS / ALTERNADORES

Liter Litre Litro	Year Année Año	Options Options Opciones	Mfg.	Amp	Reman	New Nouveau Nuevo	
<b>VOLKSWAGEN - continued</b>							
<b>PHAETON</b>							
6.0L	06-04		DR	190	11249		
<b>QUANTUM</b>							
1.6L (Diesel)	85		BO	90	14418		
	84-83		BO	75	14603		
	82	Bosch Unit Motorola Unit	BO MO	65 65	14412 14406		
1.7L	83-82	Bosch Unit, Std	BO	65	13147		
		Bosch Unit, Opt, 75 Amps	BO	75	14000		
		Bosch Unit, Opt, w/"W" Terminal, 90 Amps	BO	90	14418		
		Bosch Unit, Opt, wo/"W" Terminal, 90 Amps	BO	90	13122		
		Motorola Unit	MO	65	14401		
1.8L	86-84	w/AC	BO	90	14396		
		wo/AC	BO	65	14797		
2.1L	85	w/AC	BO	90	13122		
		wo/AC	BO	90	14396		
	84-83	Std Opt	BO BO	75 90	14000 13122		
2.2L	88-86	w/AC	BO	90	14799		
		wo/AC	BO	90	14396		
	85	w/AC wo/AC	BO BO	90 90	13122 14396		
<b>R32</b>							
3.2L	08		VA	140	11425		
<b>RABBIT</b>							
1.5L	80	w/AC, Bosch Unit	BO	65	13147		
		w/AC, Motorola Unit	MO	65	14402		
		wo/AC, Bosch Unit	BO	55	13055		
		wo/AC, Motorola Unit	MO	65	13105		
	79-78	w/AC, Bosch Unit	BO	65	13147		
		w/AC, Motorola Unit	MO	65	13105		
		wo/AC, Bosch Unit	BO	55	13055		
		wo/AC, Motorola Unit	MO	65	13105		
	75	Bosch Unit	BO	55	13094		
		Motorola Unit	MO	55	14071		
	1.5L (Diesel)	80	w/AC	BO	65	13147	
			wo/AC, Bosch Unit	BO	65	14779	
wo/AC, Motorola Unit			MO	65	14408		
79		w/AC	BO	65	13147		
		wo/AC, Bosch Unit wo/AC, Motorola Unit	BO MO	55 55	13094 14071		
78-77		Bosch Unit Motorola Unit	BO MO	55 55	13094 14071		
1.6L	80	w/AC, Bosch Unit	BO	65	13147		
		w/AC, Motorola Unit	MO	65	14402		
		wo/AC, Bosch Unit	BO	55	13055		
		wo/AC, Motorola Unit	MO	65	13105		
	79-77	w/AC, Bosch Unit	BO	65	13147		
		w/AC, Motorola Unit	MO	65	13105		
		wo/AC, Bosch Unit	BO	55	13055		
		wo/AC, Motorola Unit	MO	65	13105		
	76	Bosch Unit	BO	55	13094		
		Motorola Unit	MO	55	14071		
	1.6L (Diesel)	84-82	w/AC, Bosch Unit	BO	65	14412	
			w/AC, Motorola Unit	MO	65	14406	
wo/AC, Bosch Unit			BO	65	14410		
wo/AC, Motorola Unit			MO	65	14408		

## ALTERNATORS / ALTERNATEURS / ALTERNADORES

Liter Litre Litro	Year Année Año	Options Options Opciones	Mfg.	Amp	Reman	New Nouveau Nuevo
<b>VOLKSWAGEN - continued</b>						
<b>RABBIT - continued</b>						
1.6L (Diesel)	81	w/AC	BO	65	14412	
		wo/AC, Bosch Unit	BO	65	14779	
		wo/AC, Motorola Unit	MO	65	14408	
1.7L	84-81	w/AC, Bosch Unit	BO	65	13147	
		w/AC, Motorola Unit	MO	65	14402	
		wo/AC, Bosch Unit	BO	55	13055	
		wo/AC, Motorola Unit	MO	65	13105	
1.8L	84	w/AC	BO	90	14396	
		wo/AC	BO	65	14797	
	83	w/AC, Bosch Unit	BO	65	13147	
		w/AC, Motorola Unit	MO	65	14402	
		wo/AC, Bosch Unit	BO	55	13055	
		wo/AC, Motorola Unit	MO	65	13105	
2.5L	09-06		BO	140	11254	
<b>RABBIT PICKUP - SEE RABBIT</b>						
<b>ROUTAN</b>						
3.8L	10-09	Std	ND	140	11294	
		Opt	ND	160	11295	
4.0L	10-09		ND	160	11296	
<b>SCIROCCO</b>						
1.5L	79-78	w/AC, Bosch Unit	BO	65	13147	
		w/AC, Motorola Unit	MO	65	13105	
		wo/AC, Bosch Unit	BO	55	13055	
		wo/AC, Motorola Unit	MO	65	13105	
	75	Bosch Unit	BO	55	13094	
		Motorola Unit	MO	55	14071	
1.6L	80	Bosch Unit	BO	65	13147	
		Motorola Unit, 1 5/8" Shaft Length	MO	65	14401	
		Motorola Unit, 2 3/4" Shaft Length	MO	65	14402	
	79-77	w/AC, Bosch Unit	BO	65	13147	
		w/AC, Motorola Unit	MO	65	13105	
		wo/AC, Bosch Unit	BO	55	13055	
		wo/AC, Motorola Unit	MO	65	13105	
	76	Bosch Unit	BO	55	13094	
Motorola Unit		MO	55	14071		
1.7L	83-81	Bosch Unit	BO	65	13147	
		Motorola Unit, 1 5/8" Shaft Length	MO	65	14401	
		Motorola Unit, 2 3/4" Shaft Length	MO	65	14402	
1.8L	89	8-Valve Eng, w/AC	BO	90	14396	
		8-Valve Eng, wo/AC	BO	65	14970	
	88-86	8-Valve Eng, w/AC	BO	90	14396	
		8-Valve Eng, wo/AC	BO	65	14970	
		16-Valve Eng, w/AC	BO	90	14972	
		16-Valve Eng, wo/AC	BO	65	14997	
	85-84	w/AC	BO	90	14396	
		wo/AC	BO	65	14797	
	83	w/AC, Bosch Unit	BO	65	13147	
		w/AC, Motorola Unit	MO	65	14402	
		wo/AC, Bosch Unit	BO	55	13055	
		wo/AC, Motorola Unit	MO	65	13105	
<b>SQUAREBACK - SEE TYPE III</b>						
<b>TIGUAN</b>						
2.0L	12-09	Bosch Unit	BO	140	23255	
		Valeo Unit	VA	140	23256	

# ALTERNATORS / ALTERNATEURS / ALTERNADORES

Liter Litre Litro	Year Année Año	Options Options Opciones	Mfg.	Amp	Reman	New Nouveau Nuevo
<b>VOLKSWAGEN - continued</b>						
<b>TOUAREG</b>						
<i>A VOLKSWAGEN TECH BULLETIN (#05-05), DATED 8/16/2005, STATES THAT THE ALTERNATOR MAY BE LEAKING COOLANT (WATERCOOLED VERSIONS), BUT THAT THE ALTERNATOR DOES NOT NEED TO BE REPLACED. THERE IS A STATED PROCEDURE FOR REPLACING THE COOLANT PIPE O-RINGS.</i>						
3.2L	06		HI	190	11245	
	05-04		DR	190	11061	
3.6L	09-06		VA	180	11281	
4.2L	07	Eng Code AXQ	DR	190	11061	
	06-04		DR	190	11061	
5.0L (Diesel)	08-04	Delphi Unit	DR	190	11472	
		Hitachi Unit	HI	190	11288	
		Iskra Unit	DR	190	11472	
<b>TRANSPORTER</b>						
1.9L	85		BO	90	14396	
2.1L	92-86		BO	90	14396	
2.4L (Diesel)	94-92	Std	BO	90	13625	
		Opt	BO	100	13462	
2.5L	94-92	Std, 70 Amps	BO	70	13380	N13380
		Opt, 90 Amps	BO	90	13381	N13381
		Opt, 120 Amps	BO	120	13382	N13382
<b>TYPE 181 (THING)</b>						
1.6L	74-73	w/Generator, Std	BO	30	15268	
		w/Generator, Opt HD	BO	35	15270	
<b>TYPE I - SEE BEETLE</b>						
<b>TYPE II (MINI BUS)</b>						
1.2L	64-55	w/Generator, 6-Volt	BO	30	15250	
1.5L	67	12-Volt	BO	30	15268	
	64-63	6-Volt, w/Shaft at Both Ends	BO	30	15250	
	62-61	6-Volt	BO	30	15250	
1.6L	79-75	w/Alternator	BO,MO	55	13080	
	74-73	w/Alternator	BO,MO	51	13048	
		w/Generator	BO	35	15270	
	72	w/Generator	BO	35	15270	
	71-69	w/Generator, 12-Volt	BO	35	15270	
	68	12-Volt	BO	30	15268	
1.7L	74	w/Alternator	BO,MO	51	13048	
		w/Generator	BO	35	15270	
	73-72		BO	55	13030	
1.8L	75	Std	BO	55	13030	
		Opt	BO	70	14062	
	74		BO	55	13030	
2.0L	79-76	Std	BO	55	13030	
		Opt	BO	70	14062	
<b>TYPE III</b>						
1.6L	73-67	w/Generator, 12-Volt	BO	30	15273	
<b>TYPE IV</b>						
1.7L	74-71		BO	55	13030	
1.8L	74		BO	55	13030	
<b>VANAGON</b>						
1.6L (Diesel)	83-82		BO	65	14779	
1.9L	85-83		BO	90	14396	
2.0L	83-80		BO	65	13159	
2.1L	92-86		BO	90	14396	
2.4L	94-93	Std	BO	90	13625	
		Opt	BO	100	13462	

# ALTERNATORS / ALTERNATEURS / ALTERNADORES

Liter Litre Litro	Year Année Año	Options Options Opciones	Mfg.	Amp	Reman	New Nouveau Nuevo
<b>VOLKSWAGEN - continued</b>						
<b>VANAGON - continued</b>						
2.5L	93-92	Std, 70 Amps	BO	70	13380	N13380
		Opt, 90 Amps	BO	90	13381	N13381
		Opt, 120 Amps	BO	120	13382	N13382
<b>VOLVO</b>						
LATE MODEL APPLICATIONS MAY USE A PULLEY THAT IS GENERICALLY CALLED A "CLUTCH STYLE", ALTHOUGH THERE ARE VARIATIONS OF THIS TYPE OF PULLEY THAT DO WORK DIFFERENTLY. UNITS REQUIRING A "CLUTCH STYLE" PULLEY (IN ANY FORM) SHOULD NOT BE REPLACED BY SIMILAR UNITS NOT USING THIS PULLEY, AS EXCESSIVE BELT WEAR, AND OTHER PROBLEMS, MAY OCCUR.						
<b>140 SERIES</b>						
2.0L	74-71	w/AC, Bosch Unit	BO	55	13038	
		w/AC, SEV Unit	SV	55	14227	
		wo/AC, Bosch Unit	BO	55	13038	
		wo/AC, SEV Unit	SV	55	14227	
	70-69	Bosch Unit	BO	55	13038	
		SEV Unit	SV	55	14227	
<b>160 SERIES</b>						
3.0L	75-69	w/AC, Bosch Unit	BO	55	13038	
		w/AC, SEV Unit	SV	55	14227	
		wo/AC, Bosch Unit	BO	55	13038	
		wo/AC, SEV Unit	SV	55	14227	
<b>240 SERIES</b>						
2.0L	75	w/AC, Bosch Unit	BO	55	13038	
		w/AC, SEV Unit	SV	55	14227	
		wo/AC, Bosch Unit	BO	55	13038	
		wo/AC, SEV Unit	SV	55	14227	
2.1L	85-82	Std	BO	55	14392	
		Opt	BO	70	13023	
	81-79	w/External Reg, Std	BO,SV	60	14070	
		w/External Reg, Opt	BO	70	13161	
		w/Internal Reg, Std	BO	55	14392	
		w/Internal Reg, Opt	BO	70	13023	
	78	Bosch Unit, w/External Reg	BO,SV	60	14070	
		Bosch Unit, w/Internal Reg	BO	55	14392	
	77	SEV Unit	BO,SV	60	14070	
		w/Attached Harness	BO,SV	60	14070	
76	wo/Attached Harness	BO,SV	60	14070		
		BO,SV	60	14070		
2.3L	93-85		BO	80	13244	
	84-82	Std	BO	55	14392	
		Opt	BO	70	13023	
81		BO,SV	60	14070		
2.4L (Diesel)	85-82		BO	55	14421	
	81-80		BO	55	14781	
<b>260 SERIES</b>						
2.4L (Diesel)	81-80		BO	55	14781	
2.7L	81-78	Bosch Unit	BO	70	14420	
		SEV Unit, Std	SV	55	14291	
		SEV Unit, Opt	SV	80	14281	
77-76		SV	55	14298		
2.8L	82-80		BO	70	14420	
<b>740 SERIES</b>						
SOME 13023 ALTERNATORS CAME ORIGINALLY WITH AN EXTERNAL 2-PRONG CONNECTOR ON THE VOLTAGE REGULATOR. THIS WAS AN EXTERNAL BATTERY TEMPERATURE SENSING TERMINAL. THIS IS NO LONGER USED BY VOLVO OF NORTH AMERICA, AND CAN BE IGNORED ON RE-INSTALLATION.						
2.3L	92	w/Turbo, Bosch Unit	BO	100	13422	
		w/Turbo, NDenso Unit	ND	100	13519	
		wo/Turbo, Bosch Unit	BO	80	13244	
		wo/Turbo, NDenso Unit	ND	80	13419	

# ALTERNATORS / ALTERNATEURS / ALTERNADORES

Liter Litre Litro	Year Année Año	Options Options Opciones	Mfg.	Amp	Reman	New Nouveau Nuevo
<b>VOLVO - continued</b>						
<b>740 SERIES - continued</b>						
2.3L	91	w/Turbo	BO	100	13235	
		wo/Turbo, Bosch Unit	BO	80	13244	
		wo/Turbo, NDenso Unit	ND	80	13419	
	90-89	DOHC	BO	80	13603	
		SOHC, w/Turbo	BO	100	13235	
		SOHC, wo/Turbo	BO	80	13244	
	88-87	w/Turbo	BO	100	13235	
		wo/Turbo, Std	BO	70	13023	
		wo/Turbo, Opt	BO	80	13244	
	86-85		BO	70	13023	
2.4L (Diesel)	86-85		BO	55	14421	
<b>760 SERIES</b>						
<i>SOME 13023 ALTERNATORS CAME ORIGINALLY WITH AN EXTERNAL 2-PRONG CONNECTOR ON THE VOLTAGE REGULATOR. THIS WAS AN EXTERNAL BATTERY TEMPERATURE SENSING TERMINAL. THIS IS NO LONGER USED BY VOLVO OF NORTH AMERICA, AND CAN BE IGNORED ON RE-INSTALLATION.</i>						
2.3L	90-88	Std	BO	80	13244	
		Opt	BO	100	13235	
	87-84		BO	70	13023	
2.4L (Diesel)	85-83		BO	55	14421	
2.8L	90-87		BO	100	13604	
	86-85		BO	90	14785	
	84-83	Std	BO	70	14420	
Opt		BO	90	14785		
<b>780 SERIES</b>						
2.3L	91-89		BO	100	13235	
2.8L	90-87		BO	100	13604	
<b>850 SERIES</b>						
2.3L	97-96		BO	100	13800	
	95-94		BO	100	13520	N13520
2.4L	97		BO	100	13800	
	96-93		BO	100	13520	N13520
<b>940 SERIES</b>						
2.3L	95-94	w/Turbo	BO	100	13542	
		wo/Turbo, Std	BO	80	13244	
		wo/Turbo, Opt	BO	100	13542	
	93-92	w/Turbo	BO	100	13422	
		wo/Turbo	ND	100	13548	
	91	w/Turbo	BO	100	13235	
		wo/Turbo	BO	80	13603	
<b>960 SERIES</b>						
2.9L	97-95	Std	BO	100	13520	N13520
		Opt	BO	120	13541	
	94		BO	120	13541	
	93-92		BO	120	13417	
<b>1800 SERIES</b>						
2.0L	73-69	Std	BO	55	13038	
		Opt	BO	55	13038	
<b>C30</b>						
2.4L	10-07		BO	150	11347	
2.5L	11-07		BO	150	11347	
<b>C70</b>						
2.3L	04-00		BO	120	13801	N13801
	99-98	Bosch Unit	BO	100	13800	
Valeo Unit		VA	80	13799		

# ALTERNATORS / ALTERNATEURS / ALTERNADORES

Liter Litre Litro	Year Année Año	Options Options Opciones	Mfg.	Amp	Reman	New Nouveau Nuevo
<b>VOLVO - continued</b>						
<b>C70 - continued</b>						
2.4L	04-00		BO	120	13801	N13801
	99-98	Bosch Unit	BO	100	13800	
		Valeo Unit	VA	80	13799	
2.5L	11-07		BO	150	11347	
	06		ND	150	11054	
<b>CROSS COUNTRY - SEE V70</b>						
<b>S40</b>						
1.9L	04		BO	140	13998	
	03	Bosch Unit	BO	140	13998	
		NDenso Unit	ND	120	13845	
	02-00		ND	120	13845	
2.4L	10-07		BO	150	11347	
	06-05		ND	150	11054	
	04		ND	150	11093	
2.5L	11-07		BO	150	11347	
	06-05		ND	150	11054	
	04		ND	150	11093	
<b>S60</b>						
2.3L	04-01	w/Clutch Pulley	BO	120	13801	N13801
		wo/Clutch Pulley	BO	120	13802	
2.4L	09-07	Std	BO	140	11091	
		Opt	BO	160	11488	
	06-05	Std	BO	140	11091	
		Opt	BO	160	11081	
	04-03	Std	BO	140	13998	
		Opt	BO	160	11081	
	02		BO	140	13998	
2.5L	12	150 Amps	BO	150	11345	
		180 Amps	BO	180	11346	
2.5L	09-07	Std	BO	140	11091	
		Opt	BO	160	11488	
	06-05	Std	BO	140	11091	
		Opt	BO	160	11081	
04-03	Std	BO	140	13998		
	Opt	BO	160	11081		
3.0L	12-11	150 Amps	BO	150	11345	
		180 Amps	BO	180	11346	
<b>S70</b>						
2.3L	00-99		BO	120	13801	N13801
	98	Bosch Unit	BO	100	13800	
		Valeo Unit	VA	80	13799	
2.4L	00-99		BO	120	13801	N13801
	98	Bosch Unit	BO	100	13800	
		Valeo Unit	VA	80	13799	
<b>S80</b>						
2.5L	06-05	Std	BO	140	11091	
		Opt	BO	160	11488	
	04	Std	BO	140	13998	
		Opt	BO	160	11081	
2.8L	02-99		BO	120	13802	
2.9L	05-02		BO	140	13997	
	01-99		BO	120	13802	

## ALTERNATORS / ALTERNATEURS / ALTERNADORES

Liter Litre Litro	Year Année Año	Options Options Opciones	Mfg.	Amp	Reman	New Nouveau Nuevo
<b>VOLVO - continued</b>						
<b>S80 - continued</b>						
3.0L	12-08	Std	BO	150	11345	
		Opt	BO	180	11346	
3.2L	12-07	Std	BO	150	11345	
		Opt	BO	180	11346	
4.4L	10-07		BO	180	11223	
<b>S90</b>						
2.9L	98-97	Std	BO	100	13520	N13520
		Opt	BO	120	13541	
<b>V40</b>						
1.9L	04		BO	140	13998	
	03	Bosch Unit	BO	140	13998	
		NDenso Unit	ND	120	13845	
	02-00		ND	120	13845	
<b>V50</b>						
2.4L	10-07		BO	150	11347	
	06-05		ND	150	11054	
2.5L	11-07		BO	150	11347	
	06-05		ND	150	11054	
<b>V70</b>						
2.3L	05-99		BO	120	13801	N13801
	98	Bosch Unit	BO	100	13800	
		Valeo Unit	VA	80	13799	
2.4L	07	Std	BO	140	11091	
		Opt	BO	160	11488	
	06-05	Std	BO	140	11091	
		Opt	BO	160	11081	
	04-03	w/Clutch Pulley, 120 Amps	BO	120	13801	N13801
		w/Clutch Pulley, 140 Amps	BO	140	13998	
		w/Clutch Pulley, 160 Amps	BO	160	11081	
	02-01	w/Clutch Pulley	BO	120	13801	N13801
wo/Clutch Pulley		BO	120	13802		
00-99		BO	120	13801	N13801	
	98	Bosch Unit	BO	100		13800
		Valeo Unit	VA	80	13799	
	2.5L	07	Std	BO	140	11091
Opt			BO	160	11488	
06-05		Std	BO	140	11091	
		Opt	BO	160	11081	
04-03	Std	BO	140	13998		
	Opt	BO	160	11081		
3.2L	10-08	Std	BO	150	11345	
		Opt	BO	180	11346	
<b>V90</b>						
2.9L	98-97	Std	BO	100	13520	N13520
		Opt	BO	120	13541	
<b>XC60</b>						
3.0L	12-09	Std	BO	150	11345	
		Opt	BO	180	11346	
3.2L	12-10	Std	BO	150	11345	
		Opt	BO	180	11346	
<b>XC70</b>						
2.5L	07-05	Std	BO	140	11091	
		Opt	BO	160	11488	
	04-03		BO	140	13998	



## ALTERNATORS / ALTERNATEURS / ALTERNADORES

Liter Litre Litro	Year Année Año	Options Options Opciones	Mfg.	Amp	Reman	New Nouveau Nuevo
<b>VOLVO - continued</b>						
<b>XC70 - continued</b>						
3.0L	12-09	Std	BO	150	11345	
		Opt	BO	180	11346	
3.2L	12-08	Std	BO	150	11345	
		Opt	BO	180	11346	
<b>XC90</b>						
2.5L	06-05	Std	BO	140	11091	
		Opt	BO	160	11488	
	04-03	Std	BO	140	13998	
		Opt	BO	160	11081	
2.9L	05-04	Std	BO	140	11447	
		Opt	BO	160	11363	
	03	Std	BO	140	13997	
		Opt	BO	160	11082	
3.2L	12-07	Std	BO	150	11345	
		Opt	BO	180	11346	
4.4L	11-05		BO	180	11223	
<b>YUGO</b>						
<b>CABRIO</b>						
1.3L	92-90		IS	55	13421	
<b>GV SERIES</b>						
1.1L	89-86		IS	55	13225	
1.3L	92-88		IS	55	13421	

## STARTERS / DÉMARREURS / MOTORES DE ARRANQUE

Liter Litre Litro	Year Année Año	Options Options Opciones	Mfg.	Series Série Serie	Reman	New Nouveau Nuevo
<b>ACURA</b>						
<b>CL</b>						
2.2L	97	w/AT w/MT	MT ND	PMOSGR OSGR	17591 17526	N17591 N17526
2.3L	99-98	Mitsuba Unit NDenso Unit	MT ND	PMOSGR OSGR	17729 17526	N17729 N17526
3.0L	99-98 97		MT MT	PMOSGR PMOSGR	17728 17582	N17728 N17582
3.2L	03-01		MT	PMOSGR	17728	N17728
<b>CSX</b>						
2.0L	08-06		MT	PMGR	17960	N17960
<b>EL</b>						
1.6L	01-98 97	w/AT w/MT w/AT w/MT	MT MT MT MT	PMOSGR PMOSGR PMOSGR PMOSGR	17741 17721 17693 17587	N17741 N17721 N17693 N17587
1.7L	05-01	w/AT w/MT	MT ND	PMOSGR PMGR	17741 17845	N17741 N17845
<b>INTEGRA</b>						
<i>THERE ARE TWO MANUFACTURER'S OF STARTERS FOR ACURA INTEGRA: NIPPONDENSO AND MITSUBA. ALTHOUGH THESE UNITS MAY INTERCHANGE IN THE VEHICLE, THERE IS A SIGNIFICANT DIFFERENCE IN APPEARANCE AND POSSIBLY A DIFFERENCE IN BATTERY POST AND SOLENOID HOOK-UP LOCATIONS. WE STRONGLY SUGGEST MATCHING REPLACEMENT UNITS TO ORIGINALS.</i>						
1.6L	89-86	Mitsuba Unit NDenso Unit	MT ND	OSGR OSGR	16914 16905	
1.7L	93-92		ND	OSGR	17273	
1.8L	01-98	Exc VTEC, w/AT Exc VTEC, w/MT VTEC	ND ND ND	OSGR OSGR OSGR	17517 17584 17584	N17517 N17584 N17584
	97-96	w/AT w/MT	ND ND	OSGR OSGR	17517 17584	N17517 N17584
	95-94	w/AT w/MT	ND ND	OSGR OSGR	17517 17516	N17517 N17516
	93-92		ND	OSGR	17273	
	91-90		ND	OSGR	17494	
<b>LEGEND</b>						
2.5L	87-86		ND	OSGR	16839	
2.7L	90-87		ND	OSGR	16839	
3.2L	95-91		MI	PLGR	17275	
<b>MDX</b>						
3.5L	06-03 02-01		MI MT	PMGR PMOSGR	17868 17728	N17868 N17728
3.7L	09-07		ND	PMOSGR	19010	
<b>NSX</b>						
3.0L	05-95 94-91		ND ND	OSGR OSGR	17676 17274	
3.2L	05-97		ND	OSGR	17676	
<b>RDX</b>						
2.3L	09-07		MT	PMGR	17953	
<b>RL</b>						
<i>ACURA TECH BULLETIN #02-031 TALKS ABOUT A GRINDING NOISE DURING CRANKING DUE TO THE DRIVE PLATE GEAR TEETH BEING MISMANUFACTURED. THE DRIVE PLATE MUST BE REPLACED.</i>						
3.5L	08-05 04-96		MI MI	PMGR PLGR	17915 17710	
3.7L	10-09		ND	PMGR	19014	

## STARTERS / DÉMARREURS / MOTORES DE ARRANQUE

Liter Litre Litro	Year Année Año	Options Options Opciones	Mfg.	Series Série Serie	Reman	New Nouveau Nuevo
<b>ACURA - continued</b>						
<b>RSX</b>						
2.0L	06-02	Exc Type S Models Type S Models	MT ND	PMGR PMGR	17816 17886	
<b>SLX</b>						
3.2L	97-96		HI	PMGR	17509	N17509
3.5L	99-98		HI	PMGR	17509	N17509
<b>TL</b>						
2.5L	98-95		MT	PMOSGR	17661	N17661
3.2L	08-07		MI	PMGR	19011	
	06-04	w/AT	MT	PMOSGR	17728	N17728
		w/MT	MT	OSGR	17899	
	03-99		MT	PMOSGR	17728	N17728
	98-96		ND	OSGR	17665	N17665
3.5L	11-09		ND	PMGR	19014	
	08-07		MI	PMGR	19011	
3.7L	12-10	w/MT	MT	PMOSGR	19016	
	09		ND	PMGR	19014	
<b>TSX</b>						
2.4L	12-09		MT	PMGR	19082	N19082
	08-06		MT	PMGR	17960	N17960
	05-04		MT	PMGR	17870	N17870
<b>VIGOR</b>						
2.5L	94-92	w/AT, Mitsuba Unit	MT	PMGR	17431	
		w/AT, Mitsubishi Unit	MI	PLGR	17432	
		w/MT	MT	PMOSGR	17433	
<b>ALFA ROMEO</b>						
<b>164</b>						
3.0L	95-91		BO	PMGR	17225	
<b>ALFETTA</b>						
2.0L	80		BO,MM	DD	16531	
	77-75		BO,MM	DD	16531	
<b>BERLINA</b>						
1.8L	72		BO	DD	16532	
2.0L	75		BO,MM	DD	16531	
	74-72		BO	DD	16532	
<b>GT VELOCE</b>						
2.0L	75		BO,MM	DD	16531	
	74-72		BO	DD	16532	
<b>GTV, GTV-6</b>						
2.5L	86-81		BO	DD	17031	
<b>MILANO</b>						
2.5L	89-86		BO	DD	17031	
3.0L	89-87		BO	DD	17031	
<b>SPIDER</b>						
2.0L	94-86		BO	PMGR	17164	
	85-74		BO,MM	DD	16531	
	73-72	Bosch Unit	BO	DD	16532	
Marelli Unit		BO,MM	DD	16531		
<b>SPORT</b>						
2.0L	79-78		BO,MM	DD	16531	
<b>SPRINT</b>						
2.0L	79-77		BO,MM	DD	16531	

## STARTERS / DÉMARREURS / MOTORES DE ARRANQUE

Liter Litre Litro	Year Année Año	Options Options Opciones	Mfg.	Series Série Serie	Reman	New Nouveau Nuevo
<b>AMC</b>						
<b>AMBASSADOR</b>						
3.3L (199) L6	67-66		DR	DD	3546	
3.8L (232) L6	70-69		FD	DD	3208	
	68-65		DR	DD	3546	
4.2L (258) L6	71		FD	DD	3208	
4.8L (290) V8	69-67		FD	DD	3207	
5.0L (304) V8	74-70		FD	DD	3207	
5.6L (343) V8	69-67		FD	DD	3207	
5.9L (360) V8	74-70		FD	DD	3207	
6.4L (390) V8	70-67		FD	DD	3207	
6.6L (401) V8	74-71		FD	DD	3207	
<b>AMERICAN</b>						
3.3L (199) L6	68-64		DR	DD	3546	
3.8L (232) L6	68-64		DR	DD	3546	
4.8L (290) V8	69-66		FD	DD	3207	
<b>AMX</b>						
4.2L (258) L6	80-78		FD	DD	3209	
4.8L (290) V8	69-68		FD	DD	3207	
5.0L (304) V8	79-78		FD	DD	3209	
	74-72		FD	DD	3207	
5.6L (343) V8	69-68		FD	DD	3207	
5.9L (360) V8	74-70		FD	DD	3207	
6.4L (390) V8	70-68		FD	DD	3207	
6.6L (401) V8	74-71		FD	DD	3207	
<b>CLASSIC</b>						
3.3L (199) L6	68-64		DR	DD	3546	
3.8L (232) L6	68-64		DR	DD	3546	
<b>CONCORD</b>						
2.0L (121) L4	79-78		FD	DD	3210	
2.5L (151) L4	82		DR	DD	6316	N6316
	81-80		DR	DD	3502	
3.8L (232) L6	79-78		FD	DD	3209	
4.2L (258) L6	83-78		FD	DD	3209	
5.0L (304) V8	79-78		FD	DD	3209	
<b>EAGLE</b>						
2.5L (150) L4	84		FD	DD	3133	
	83	VIN U, 1-bbl Carb	FD	DD	3133	
2.5L (151) L4	83	VIN B, 2-bbl Carb	DR	DD	6316	N6316
	82		DR	DD	6316	N6316
4.2L (258) L6	88		MI	PMGR	17006	N17006
	87-80		FD	DD	3209	
<b>GREMLIN</b>						
2.0L (121) L4	78-77		FD	DD	3210	
3.3L (199) L6	70		FD	DD	3208	
3.8L (232) L6	78-77		FD	DD	3209	
	76-73		FD	DD	3207	
	72-70		FD	DD	3208	
4.2L (258) L6	78-77		FD	DD	3209	
	76-73		FD	DD	3207	
	72-71		FD	DD	3208	
5.0L (304) V8	76-72		FD	DD	3207	
<b>HORNET</b>						
3.3L (199) L6	70		FD	DD	3208	
3.8L (232) L6	77		FD	DD	3209	
	76-73		FD	DD	3207	
	72-70		FD	DD	3208	

## STARTERS / DÉMARREURS / MOTORES DE ARRANQUE

Liter Litre Litro	Year Année Año	Options Options Opciones	Mfg.	Series Série Serie	Reman	New Nouveau Nuevo
<b>AMC - continued</b>						
<b>HORNET - continued</b>						
4.2L (258) L6	77		FD	DD	3209	
	76-73		FD	DD	3207	
	72-71		FD	DD	3208	
5.0L (304) V8	77		FD	DD	3209	
	76-70		FD	DD	3207	
5.9L (360) V8	74-71		FD	DD	3207	
<b>JAVELIN</b>						
3.8L (232) L6	74-73		FD	DD	3207	
	72-68		FD	DD	3208	
4.2L (258) L6	74-73		FD	DD	3207	
	72-71		FD	DD	3208	
4.8L (290) V8	69-68		FD	DD	3207	
5.0L (304) V8	74-70		FD	DD	3207	
5.6L (343) V8	69-68		FD	DD	3207	
5.9L (360) V8	74-70		FD	DD	3207	
6.4L (390) V8	70-68		FD	DD	3207	
6.6L (401) V8	74-71		FD	DD	3207	
<b>MARLIN</b>						
3.3L (199) L6	67-66		DR	DD	3546	
3.8L (232) L6	67-65		DR	DD	3546	
4.8L (290) V8	67		FD	DD	3207	
5.6L (343) V8	67-66		FD	DD	3207	
<b>MATADOR</b>						
3.8L (232) L6	74-73		FD	DD	3207	
	72-71		FD	DD	3208	
4.2L (258) L6	78-77		FD	DD	3209	
	76-73		FD	DD	3207	
	72-71		FD	DD	3208	
5.0L (304) V8	77		FD	DD	3209	
	76-71		FD	DD	3207	
5.9L (360) V8	78-77		FD	DD	3209	
	76-71		FD	DD	3207	
6.6L (401) V8	76-71		FD	DD	3207	
<b>PACER</b>						
3.8L (232) L6	78-77		FD	DD	3209	
	76-75		FD	DD	3207	
4.2L (258) L6	80-77		FD	DD	3209	
	76-75		FD	DD	3207	
5.0L (304) V8	79-78		FD	DD	3209	
<b>RAMBLER</b>						
3.3L (199) L6	69		DR	DD	3546	
3.8L (232) L6	69		FD	DD	3208	
4.8L (290) V8	69		FD	DD	3207	
5.6L (343) V8	69		FD	DD	3207	
6.4L (390) V8	69		FD	DD	3207	
<b>REBEL</b>						
3.3L (199) L6	67-66		DR	DD	3546	
3.8L (232) L6	70-69		FD	DD	3208	
	68-64		DR	DD	3546	
4.8L (290) V8	69-67		FD	DD	3207	
5.0L (304) V8	70		FD	DD	3207	
5.6L (343) V8	69-67		FD	DD	3207	
5.9L (360) V8	70		FD	DD	3207	
6.4L (390) V8	70-69		FD	DD	3207	

## STARTERS / DÉMARREURS / MOTORES DE ARRANQUE

Liter Litre Litro	Year Année Año	Options Options Opciones	Mfg.	Series Série Serie	Reman	New Nouveau Nuevo
<b>AMC - continued</b>						
<b>ROGUE</b>						
5.6L (343) V8	67		FD	DD	3207	
<b>SPIRIT</b>						
2.0L (121) L4	79		FD	DD	3210	
2.5L (151) L4	82		DR	DD	6316	N6316
	81-80		DR	DD	3502	
3.8L (232) L6	79		FD	DD	3209	
4.2L (258) L6	83-79		FD	DD	3209	
5.0L (304) V8	79		FD	DD	3209	
<b>ASUNA</b>						
<b>GT</b>						
1.6L	93		DR	PMGR	6401	
<b>SE</b>						
1.6L	93		DR	PMGR	6401	
<b>SUNFIRE</b>						
1.8L	93-92	w/AT	ND	OSGR	17204	
		w/MT	ND	PLGR	17203	
<b>SUNRUNNER</b>						
1.6L	93-92	w/AT	MI	PMGR	17206	N17194
		w/MT	MI	DD	17166	
<b>AUDI</b>						
<i>MANY OF THE STARTERS LISTED BELOW USE SCREW-ON CONNECTORS TO ATTACH THE SOLENOID TO THE IGNITION HARNESS IN THE CAR. AUDI SAW FIT TO CHANGE THESE TO SPADE TERMINALS ON A VERY FEW STARTERS AS THEY CAME FROM THE FACTORY. BECAUSE THE STARTERS ARE IDENTICAL IN ALL OTHER WAYS, WE ENCOURAGE THE HARNESS CONNECTORS BE MODIFIED TO ACCEPT THE SCREW-ON SOLENOID CONNECTORS IN THOSE RARE INSTANCES WHERE SPADE TERMINALS ARE ORIGINAL EQUIPMENT. THIS IS EASILY DONE WITH SOLDERLESS EYELET CONNECTORS.</i>						
<b>80, 80 QUATTRO</b>						
2.0L	90-88	w/AT	BO	DD	16408	
		w/MT	BO	PMDD	17165	
2.3L	92-88		BO,MM	PMGR	16956	
<b>90, 90 QUATTRO</b>						
2.0L	88	w/AT	BO	DD	16408	
		w/MT	BO	PMDD	17165	
2.3L	91-88		BO,MM	PMGR	16956	
2.8L	95-92		BO,MM	PMGR	17407	N17407
<b>100, 100 QUATTRO</b>						
2.3L	94-89		BO,MM	PMGR	16956	
2.8L	94-92		BO,MM	PMGR	17407	N17407
<b>100LS</b>						
1.9L	77-72	w/AT	BO,PR	DD	16781	
		w/MT, Aluminum Drive End Housing	BO	DD	16534	
<b>200, 200 QUATTRO</b>						
2.2L	91-89		BO,MM	PMGR	16956	
<b>4000, 4000 QUATTRO</b>						
1.6L	80		BO,MM	DD	16401	
1.6L (Diesel)	83-82		BO	DD	16623	
1.7L	83-81	w/AT	BO	DD	16408	
		w/MT	BO,MM	DD	16401	
1.8L	87-84		BO	DD	16408	
2.1L	87		BO,MM	PMGR	16956	
	84-83		BO,MM	PMGR	16956	
	82-80		BO,PR	DD	16781	
2.2L	87-84		BO,MM	PMGR	16956	

## STARTERS / DÉMARREURS / MOTORES DE ARRANQUE

Liter Litre Litro	Year Année Año	Options Options Opciones	Mfg.	Series Série Serie	Reman	New Nouveau Nuevo
<b>AUDI - continued</b>						
<b>5000, 5000 QUATTRO</b>						
2.0L (Diesel)	85-79		BO	DD	16445	N16445
2.1L	85-84		BO,MM	PMGR	16956	
	83-78		BO,PR	DD	16781	
2.2L	88-85		BO,MM	PMGR	16956	
2.3L	88-87		BO,MM	PMGR	16956	
<b>A3</b>						
2.0L	12-10	Exc Quattro Models, w/AT	BO	PMGR	19001	
		Exc Quattro Models, w/MT	BO,VA	PMGR	17970	
		Quattro Models	BO	PMGR	19001	
	09-07	w/AT	BO	PMGR	19001	
		w/MT	BO,VA	PMGR	17970	
	06		BO,VA	PMGR	17970	
3.2L	09-07	Bosch Unit	BO	PMGR	17971	
	06	w/AT	BO	PMGR	17971	
		w/MT	BO,VA	PMGR	17972	
<b>A4 / A4 QUATTRO</b>						
1.8L	06		BO	PMGR	17975	
	05	From Chassis 8E5030001 To Chassis 8E5030000	BO	PMGR	17975	
			BO	PMGR	17751	N17751
	04-97		BO	PMGR	17751	N17751
2.0L	10	Quattro Models	BO	PMGR	33292	
	09	Eng Code BWT, w/AT	BO	PMGR	17975	
		Eng Code BWT, w/MT	VA	PMGR	17978	
		Eng Code CAEB, Quattro Models	BO	PMGR	33292	
	08-07	w/AT	BO	PMGR	17975	
		w/MT	VA	PMGR	17978	
	06-05	Bosch Unit	BO	PMGR	17975	
2.8L	01	Bosch Unit	BO	PMGR	17778	N17778
	00-96		BO,MM	PMGR	17407	N17407
3.0L	06-02		BO	PMGR	17778	N17778
3.2L	09	Eng Code BKH	BO	PMGR	17976	
		Eng Code CALA	BO	PMGR	19110	
	08-05		BO	PMGR	17976	
<b>A5 / A5 QUATTRO</b>						
3.2L	09-08		BO	PMGR	19110	
<b>A6 / A6 QUATTRO</b>						
2.7L	04-00	Bosch Unit	BO	PMGR	17778	N17778
2.8L	01-99	Bosch Unit	BO	PMGR	17778	N17778
	98	Eng Code AFC	BO,MM	PMGR	17407	N17407
		Eng Code AHA	BO	PMGR	17778	N17778
	97-95		BO,MM	PMGR	17407	N17407
3.0L	11-09		BO	PMGR	17976	
	04-02		BO	PMGR	17778	N17778
3.2L	11-05		BO	PMGR	17976	
4.2L	11-05	Valeo Unit	VA	PMGR	17887	
	04-00	Bosch Unit	BO	PMGR	17752	
<b>A8 / A8 QUATTRO</b>						
3.7L	99-97	Bosch Unit	BO	PMGR	17752	
4.2L	10-07	Valeo Unit	VA	PMGR	17887	
	06-04	Valeo Unit	VA	PMGR	17888	
	03-97	Bosch Unit	BO	PMGR	17752	
6.0L	09-08	Bosch Unit	BO	PMGR	19004	
	07-05	Bosch Unit Valeo Unit	BO VA	PMGR PMGR	19003 17888	

## STARTERS / DÉMARREURS / MOTORES DE ARRANQUE

Liter Litre Litro	Year Année Año	Options Options Opciones	Mfg.	Series Série Serie	Reman	New Nouveau Nuevo
<b>AUDI - continued</b>						
<b>ALLROAD QUATTRO</b>						
2.7L	05-01	Bosch Unit	BO	PMGR	17778	N17778
4.2L	05-04	Bosch Unit	BO	PMGR	17778	N17778
		Valeo Unit	VA	PMGR	17887	
	03	Bosch Unit	BO	PMGR	17778	N17778
<b>CABRIOLET</b>						
2.8L	98-94		BO,MM	PMGR	17407	N17407
<b>COUPE GT</b>						
2.1L	84-83	Bosch Unit, DD Starter	BO,PR	DD	16781	
		Bosch Unit, PMGR Starter	BO,MM	PMGR	16956	
		Mitsubishi Unit	MI	OSGR	16780	
	82-81	Bosch Unit	BO,PR	DD	16781	
2.2L	87-86	Bosch Unit	BO,MM	PMGR	16956	
	85-84	Bosch Unit	BO,MM	PMGR	16956	
		Mitsubishi Unit	MI	OSGR	16780	
2.3L	91-90		BO,MM	PMGR	16956	
	87		BO,MM	PMGR	16956	
<b>COUPE QUATTRO</b>						
2.1L	85-83	Bosch Unit, DD Starter	BO,PR	DD	16781	
		Bosch Unit, PMGR Starter	BO,MM	PMGR	16956	
		Mitsubishi Unit	MI	OSGR	16780	
	82-81	Bosch Unit	BO,PR	DD	16781	
2.2L	87-86		BO,MM	PMGR	16956	
	85-84	Bosch Unit	BO,MM	PMGR	16956	
2.3L	91-90		BO,MM	PMGR	16956	
	87		BO,MM	PMGR	16956	
<b>FOX</b>						
1.5L	74-73		BO,MM	DD	16401	
1.6L	79-75		BO,MM	DD	16401	
<b>Q5</b>						
2.0L	11		BO	PMGR	33292	
3.2L	12-09	Bosch Unit	BO	PMGR	19109	
<b>Q7</b>						
3.6L	10-08		BO	PMGR	19002	
	07	From 11/2006	BO	PMGR	19002	
		To 11/2006	BO	PMGR	17926	
4.2L	10-07	Bosch Unit	BO	PMGR	19004	
<b>QUATTRO</b>						
2.1L	82	Bosch Unit	BO,PR	DD	16781	
2.2L	86		BO,MM	PMGR	16956	
	85-83	Bosch Unit, DD Starter	BO,PR	DD	16781	
		Bosch Unit, PMGR Starter	BO,MM	PMGR	16956	
		Mitsubishi Unit	MI	OSGR	16780	
<b>R8</b>						
4.2L	12-08	Bosch Unit	BO	PMGR	19087	
5.2L	12-10		BO	PMGR	19087	
<b>RS4</b>						
4.2L	08-07	Valeo Unit	VA	PMGR	17887	
<b>RS6</b>						
4.2L	04-03		BO	PMGR	19007	
<b>S4</b>						
2.2L	94-92		BO,MM	PMGR	16956	
2.7L	02-00	Bosch Unit	BO	PMGR	17778	N17778
3.0L	10		VA	PMGR	17887	
4.2L	09-04	Valeo Unit	VA	PMGR	17887	



## STARTERS / DÉMARREURS / MOTORES DE ARRANQUE

Liter Litre Litro	Year Année Año	Options Options Opciones	Mfg.	Series Série Serie	Reman	New Nouveau Nuevo
<b>AUDI - continued</b>						
<b>S5</b>						
4.2L	09-08	Bosch Unit	BO	PMGR	19109	
<b>S6</b>						
2.2L	97-95		BO,MM	PMGR	16956	
4.2L	03-02		BO	PMGR	17752	
5.2L	11-07		BO	PMGR	19004	
<b>S8</b>						
4.2L	03-01		BO	PMGR	17752	
5.2L	09-07		BO	PMGR	19004	
<b>SUPER 90</b>						
1.9L	72	w/AT w/MT, Aluminum Drive End Housing	BO,PR BO	DD DD	16781 16534	
<b>TT COUPE / QUATTRO</b>						
1.8L	06-03	w/AT	BO	PMGR	17781	N17781
		w/MT, 5-Spd	BO	PMGR	17780	N17780
		w/MT, 6-Spd	BO	PMGR	17780	N17780
	02	w/AT	BO	PMGR	17781	N17781
		w/MT	BO	PMGR	17780	N17780
	01-00	w/AT w/MT	BO BO	PMGR PMGR	17820 17780	N17780
2.0L	10	Exc S Models S Models	BO,VA BO	PMGR PMGR	17970 19001	
	09-08	w/AT	BO	PMGR	19001	
		w/MT	BO,VA	PMGR	17970	
2.5L	12		BO	PMGR	17969	
3.2L	09-08	w/AT	BO	PMGR	17971	
		w/MT	BO,VA	PMGR	17972	
	06-04		BO	PMGR	17971	
<b>V8 QUATTRO</b>						
3.6L	91-90		BO	PMGR	17226	
4.2L	94-92		BO	PMGR	17226	
<b>AUSTIN</b>						
<b>HEALEY 100</b>						
2.6L	57-54		LU	DD	16106	
<b>HEALEY 100-6</b>						
2.6L	68-54		LU	DD	16106	
<b>HEALEY 3000</b>						
2.9L	68-54		LU	DD	16106	
<b>HEALEY SPRITE</b>						
0.9L	61-58		LU	DD	16121	
1.0L	62		LU	DD	16121	
1.1L	66-63		LU	DD	16121	
1.3L	70-66		LU	DD	16121	
<b>JENSEN HEALEY</b>						
2.0L	74-72		LU	DD	16284	
<b>BERTONE</b>						
<b>X-1/9 - SEE FIAT X-1/9</b>						
<b>BMW</b>						
<b>1 SERIES M</b>						
3.0L	11		BO,ND	PMGR	17922	
<b>2.8 BAVARIA</b>						
2.8L	71-69		BO	DD	16362	

## STARTERS / DÉMARREURS / MOTORES DE ARRANQUE

Liter Litre Litro	Year Année Año	Options Options Opciones	Mfg.	Series Série Serie	Reman	New Nouveau Nuevo
<b>BMW - continued</b>						
<b>3.0S / 3.0CS</b>						
3.0L	76-71		BO	DD	16362	
<b>128 SERIES</b>						
3.0L	11-08		BO,ND	PMGR	17922	
<b>135 SERIES</b>						
3.0L	11-08		BO,ND	PMGR	17922	
<b>318 SERIES</b>						
1.8L	95-91		BO,MM	PMGR	17236	N17236
	85-84		BO	DD	16616	
1.9L	99-96		BO	PMGR	17702	N17702
<b>320 SERIES</b>						
1.8L	83-80		BO	DD	16616	
2.0L	95-92		BO,MM	PMGR	17236	N17236
	79-77		BO	DD	16362	
2.2L	05-04	Bosch Unit	BO	PMGR	17702	N17702
		NDenso Unit	ND	PMGR	17702A	
	03-01		BO	PMGR	17702	N17702
<b>323 SERIES</b>						
2.5L	09-07		BO,ND	PMGR	17922	
	06	Bosch Unit	BO	PMGR	17702	N17702
		NDenso Unit	ND	PMGR	17702A	
00-98		BO	PMGR	17702	N17702	
<b>325 SERIES</b>						
2.5L	06-04	Bosch Unit	BO	PMGR	17702	N17702
		NDenso Unit	ND	PMGR	17702A	
	03-01		BO	PMGR	17702	N17702
	95-94		BO,MM	PMGR	17236	N17236
	93-92	Exc Convertible Convertible	BO,MM	PMGR	17236	N17236
			BO	PMGR	17140	N17140
91-87		BO	PMGR	17140	N17140	
2.7L	88-87		BO	PMGR	17140	N17140
	86-84		BO	DD	16557	
3.0L	06		BO,ND	PMGR	17922	
<b>328 SERIES</b>						
2.8L	00-96		BO	PMGR	17702	N17702
3.0L	11	Exc XDrive Models, To 03/2011	BO,ND	PMGR	17922	
		XDrive Models	BO,ND	PMGR	17922	
	10-07		BO,ND	PMGR	17922	
<b>330 SERIES</b>						
3.0L	06		BO,ND	PMGR	17922	
	05-04	Bosch Unit	BO	PMGR	17702	N17702
		NDenso Unit	ND	PMGR	17702A	
03-01		BO	PMGR	17702	N17702	
<b>335 SERIES</b>						
3.0L	11-07		BO,ND	PMGR	17922	
3.0L (Diesel)	11-09	Bosch Unit	BO	PMGR	32802	
		Valeo Unit	VA	PLGR	32801	
<b>524TD</b>						
2.4L (Diesel)	88-85		BO	PLGR	17016	
<b>525 SERIES</b>						
2.5L	05-04	Bosch Unit	BO	PMGR	17702	N17702
		NDenso Unit	ND	PMGR	17702A	
	03-01		BO	PMGR	17702	N17702
	95-91		BO,MM	PMGR	17236	N17236
	90-89		BO	PMGR	17140	N17140

## STARTERS / DÉMARREURS / MOTORES DE ARRANQUE

Liter Litre Litro	Year Année Año	Options Options Opciones	Mfg.	Series Série Serie	Reman	New Nouveau Nuevo
<b>BMW - continued</b>						
<b>525 SERIES - continued</b>						
3.0L	07-06		BO,ND	PMGR	17922	
<b>528 SERIES</b>						
2.7L	88-87		BO	PMGR	17140	N17140
	86-82		BO	DD	16557	
2.8L	00-97		BO	PMGR	17702	N17702
	81-80		BO	DD	16617	
	79		BO	DD	16362	
3.0L	11-08		BO,ND	PMGR	17922	
<b>530 SERIES</b>						
3.0L	07-06		BO,ND	PMGR	17922	
	05-04	Bosch Unit	BO	PMGR	17702	N17702
		NDenso Unit	ND	PMGR	17702A	
	03-01		BO	PMGR	17702	N17702
	95-94		BO	PMGR	17497	N17497
78-75		BO	DD	16362		
<b>533 SERIES</b>						
3.2L	85-83		BO	DD	16617	
<b>535 SERIES</b>						
3.0L	11-08		BO,ND	PMGR	17922	
3.4L	93-88		BO	PMGR	17237	
	87-85		BO	DD	16617	
<b>540 SERIES</b>						
4.0L	96-94		BO	PMGR	17497	N17497
4.4L	03-97		BO	PMGR	17497	N17497
<b>545 SERIES</b>						
4.4L	05-04		BO	PMGR	17923	
<b>550 SERIES</b>						
4.4L	12-10		ND	PMGR	19079	
4.8L	10-06		BO	PMGR	17923	
<b>630 SERIES</b>						
3.0L	78-77		BO	DD	16362	
<b>633 SERIES</b>						
3.2L	84-80		BO	DD	16617	
	79-78		BO	DD	16362	
<b>635 SERIES</b>						
3.4L	89-85		BO	DD	16617	
<b>645 SERIES</b>						
4.4L	05-04		BO	PMGR	17923	
<b>650 SERIES</b>						
4.4L	12		ND	PMGR	19079	
4.8L	10-06		BO	PMGR	17923	
<b>733 SERIES</b>						
3.2L	84-80		BO	DD	16617	
	79-78		BO	DD	16362	
<b>735 SERIES</b>						
3.4L	92-88		BO	PMGR	17237	
	87-85		BO	DD	16617	
<b>740 SERIES</b>						
3.0L	11		BO,ND	PMGR	17922	
4.0L	95-93		BO	PMGR	17497	N17497
4.4L	01-96		BO	PMGR	17497	N17497

## STARTERS / DÉMARREURS / MOTORES DE ARRANQUE

Liter Litre Litro	Year Année Año	Options Options Opciones	Mfg.	Series Série Serie	Reman	New Nouveau Nuevo
<b>BMW - continued</b>						
<b>745 SERIES</b>						
4.4L	05-02		BO	PMGR	17856	
<b>750 SERIES</b>						
4.4L	12-10		ND	PMGR	19079	
4.8L	08-06		BO	PMGR	17923	
5.0L	94-88		BO	PLGR	17183	
5.4L	01-95		BO	PLGR	17183	
<b>760 SERIES</b>						
6.0L	08-03		BO	PMGR	17924	
<b>840 SERIES</b>						
4.0L	95-94		BO	PMGR	17497	N17497
4.4L	97-96		BO	PMGR	17497	N17497
<b>850 SERIES</b>						
5.0L	94-91		BO	PLGR	17183	
5.4L	97-95		BO	PLGR	17183	
5.6L	95-94		BO	PLGR	17183	
<b>1600 SERIES</b>						
1.6L	71-64		BO	DD	16362	
<b>1800 SERIES</b>						
1.8L	71-64		BO	DD	16362	
<b>2000 SERIES</b>						
2.0L	72-66		BO	DD	16362	
<b>2002 SERIES</b>						
2.0L	76-66		BO	DD	16362	
<b>2500 SERIES</b>						
2.5L	71-68		BO	DD	16362	
<b>2800 SERIES</b>						
2.8L	74-68		BO	DD	16362	
<b>ALPINA B7</b>						
4.4L	12-11		ND	PMGR	19079	
	08-07		BO	PMGR	17923	
<b>ALPINA ROADSTER</b>						
4.8L	03		BO	PMGR	17497	N17497
<b>BAVARIA</b>						
2.8L	71-68		BO	DD	16362	
3.0L	74-72		BO	DD	16362	
<b>L6</b>						
3.4L	89-88		BO	PMGR	17237	
	87		BO	DD	16617	
<b>L7</b>						
3.4L	87-86		BO	DD	16617	
<b>M COUPE (Z3) - SEE Z3</b>						
<b>M COUPE (Z4) - SEE Z4</b>						
<b>M ROADSTER (Z3) - SEE Z3</b>						
<b>M ROADSTER (Z4) - SEE Z4</b>						

## STARTERS / DÉMARREURS / MOTORES DE ARRANQUE

Liter Litre Litro	Year Année Año	Options Options Opciones	Mfg.	Series Série Serie	Reman	New Nouveau Nuevo
<b>BMW - continued</b>						
<b>M3</b>						
2.3L	91-87		BO	PMGR	17148	
3.0L	95-94		BO,MM	PMGR	17236	N17236
3.2L	06-01		VA	PMGR	17902	
	99-96		BO	PMGR	17702	N17702
4.0L	12-08	Bosch Unit	BO		19117	
		Valeo Unit	VA	PLGR	19080	
<b>M5</b>						
3.5L	88-87		BO	DD	16617	
3.6L	93-90		BO	PMGR	17237	
5.0L	10-06		VA	PMGR	19015	
	03-00		BO	PMGR	17497	N17497
<b>M6</b>						
3.5L	89-87		BO	DD	16617	
5.0L	10-06		VA	PMGR	19015	
<b>X3</b>						
2.5L	06-04	Bosch Unit	BO	PMGR	17702	N17702
		NDenso Unit	ND	PMGR	17702A	
3.0L	11-07		BO,ND	PMGR	17922	
	06-04	Bosch Unit NDenso Unit	BO ND	PMGR PMGR	17702 17702A	N17702
<b>X5</b>						
3.0L	12		BO,ND	PMGR	17922	
	11	Bosch Unit NDenso Unit	BO,ND ND	PMGR PMGR	17922 19079	
	10-07		BO,ND	PMGR	17922	
	06-01		BO	PMGR	17853	
3.0L (Diesel)	12	Valeo Unit	VA	PLGR	32801	
	11-09	Bosch Unit Valeo Unit	BO VA	PMGR PLGR	32802 32801	
4.4L	12-10		ND	PMGR	19079	
	06-04		BO	PMGR	17923	
	03-00		BO	PMGR	17497	N17497
4.6L	03-02		BO	PMGR	17497	N17497
4.8L	10-04		BO	PMGR	17923	
<b>X6</b>						
3.0L	11-08		BO,ND	PMGR	17922	
4.4L	12-08		ND	PMGR	19079	
<b>Z3</b>						
1.9L	98-96		BO	PMGR	17702	N17702
2.5L	02-99		BO	PMGR	17702	N17702
2.8L	00-97		BO	PMGR	17702	N17702
3.0L	02-01		BO	PMGR	17702	N17702
3.2L	02		VA	PMGR	17902	
	01-98		BO	PMGR	17702	N17702
<b>Z4</b>						
2.5L	06-04	Bosch Unit NDenso Unit	BO ND	PMGR PMGR	17702 17702A	N17702
	03		BO	PMGR	17702	N17702
3.0L	12	Exc 335IS Models	BO,ND	PMGR	17922	
	11-06		BO,ND	PMGR	17922	
	05	Bosch Unit NDenso Unit	BO ND	PMGR PMGR	17702 17702A	N17702
	04-03		BO	PMGR	17702	N17702
3.2L	08-06		VA	PMGR	17902	

## STARTERS / DÉMARREURS / MOTORES DE ARRANQUE

Liter Litre Litro	Year Année Año	Options Options Opciones	Mfg.	Series Série Serie	Reman	New Nouveau Nuevo	
<b>BMW - continued</b>							
<b>Z8</b>							
5.0L	03-00		BO	PMGR	17497	N17497	
<b>BUICK</b>							
<i>MOST OF THE BUICK MODELS BUILT AFTER 1994 USE A VARIATION OF THE PG260 PERMANENT MAGNET GEAR REDUCTION (PMGR) STARTER. THE PG260 STARTER DIFFERS IN RATING (kw) DEPENDING ON THE SERIES OF THE STARTER. IN AN ATTEMPT TO MINIMIZE THE QUANTITY OF PART NUMBERS, A CONSOLIDATION HAS BEEN MADE WHEN EARLIER AND LATER VERSIONS HAVE THE SAME MOUNTING, AND VIRTUALLY THE SAME RATING, ALTHOUGH INTERNAL COMPONENTS MAY HAVE CHANGED. THIS HAS OFTEN BEEN A RESULT OF MAKING THE STARTER MOTOR EVEN SMALLER AND LIGHTER AS TIME GOES ON. WHEN DIFFERENT SERIES STARTERS SHARE THE SAME PART NUMBER, IT HAS BEEN DETERMINED THAT EITHER SERIES WITHIN THIS PART NUMBER CAN BE USED IN ALL APPLICATIONS SHOWN.</i>							
<b>ALLURE</b>							
3.6L (217) V6	08-07		MI	PMGR	17999		
	06		MI	PMGR	17986		
	05		DR	PMGR	6497	N6497	
3.8L (231) V6	09-05		DR	PMGR	6484	N6484	
5.3L (325) V8	09-08		MI	PMGR	17985		
<b>APOLLO</b>							
4.1L (250) L6	75-73		DR	DD	3664	N3631	
4.3L (260) V8	75		DR	DD	3505		
5.7L (350) V8	75-73		DR	DD	3664	N3631	
<b>CENTURION</b>							
5.7L (350) V8	73-72		DR	DD	3664	N3631	
7.5L (455) V8	73-71		DR	DD	3631	N3631	
<b>CENTURY</b>							
2.2L (134) L4	96		DR	DD	6473	N6473	
	95-94		DR	DD	6415	N6415	
	93		DR	DD	6312	N6312	
2.5L (151) L4	92-85		DR	DD	6310	N6310	
	84	From Mid 1984 To Mid 1984	DR	DD	6310	N6310	
			DR	DD	6312	N6312	
	83		DR	DD	6309		
	82		DR	DD	6312	N6312	
2.8L (173) V6	89-84		DR	DD	6312	N6312	
	83	4 5/8" Field Case Length	DR	DD	6312	N6312	
		5 1/8" Field Case Length	DR	DD	6312	N6312	
	82		DR	DD	6312	N6312	
3.0L (181) V6	85-82		DR	DD	6310	N6310	
3.1L (189) V6	05-01		DR	PMGR	6491	N6491	
	00-97		DR	PMGR	6481	N6481	
	96		DR	DD	6473	N6473	
	95-94		DR	DD	6415	N6415	
3.2L (196) V6	79-78		DR	DD	3664	N3631	
3.3L (204) V6	93-89		DR	DD	6339	N6339	
3.8L (231) V6	88-86		DR	DD	6339	N6339	
	85-84		DR	DD	6310	N6310	
	81-75		DR	DD	3664	N3631	
4.3L (260) V6 (Diesel)	85-84		MI	OSGR	16869		
	83-82		DR	OSGR	3742		
4.3L (265) V8	81-80		DR	DD	3504		
4.4L (267) V8	81		DR	DD	3502		
4.9L (301) V8	80-79		DR	DD	3504		
5.0L (305) V8	81		DR	DD	3502		
	80		DR	DD	3508	N3510	
	79-78		DR	DD	3502		
	77	w/AT		DR	DD	3508	N3510
		w/MT		DR	DD	3689	

## STARTERS / DÉMARREURS / MOTORES DE ARRANQUE

Liter Litre Litro	Year Année Año	Options Options Opciones	Mfg.	Series Série Serie	Reman	New Nouveau Nuevo
<b>BUICK - continued</b>						
<b>CENTURY - continued</b>						
5.7L (350) V8	79-78		DR	DD	3510	N3510
	77	VIN H or J	DR	DD	3664	N3631
		VIN L	DR	DD	3510	N3510
		VIN R	DR	DD	3505	
	76-73		DR	DD	3664	N3631
5.7L (350) V8 (Diesel)	81	Aluminum Drive End Housing	DR	DD	3725	
		Cast Iron Drive End Housing	DR	DD	3601	
6.6L (403) V8	77		DR	DD	3696	
7.5L (455) V8	74-73		DR	DD	3631	N3631
<b>ELECTRA</b>						
3.0L (181) V6	85		DR	DD	6310	N6310
3.7L (225) V6	67-64		DR	DD	3664	N3631
3.8L (231) V6	90-86		DR	DD	6339	N6339
	85		DR	DD	6310	N6310
4.1L (252) V6	84-82		DR	DD	3838	N3838
	81-80		DR	DD	3631	N3631
4.3L (260) V6 (Diesel)	85		MI	OSGR	16869	
4.9L (300) V8	67-64		DR	DD	3664	N3631
4.9L (301) V8	80		DR	DD	3504	
5.0L (307) V8	89-82		DR	DD	6315	N6315
	81		DR	DD	3504	
5.6L (340) V8	67-66		DR	DD	3664	N3631
5.7L (350) V8	80-78	VIN R, Oldsmobile Eng	DR	DD	3696	
		VIN X, Buick Eng	DR	DD	3631	N3631
	77	VIN H or J	DR	DD	3664	N3631
		VIN R	DR	DD	3505	
	72-68		DR	DD	3664	N3631
5.7L (350) V8 (Diesel)	85-84		MI	OSGR	16871	
	83-82		DR	OSGR	3741	
	81-80		DR	DD	3725	
6.6L (401) V8	66-64		DR	DD	3561	
6.6L (403) V8	79-77		DR	DD	3696	
7.0L (425) V8	66-64		DR	DD	3561	
7.0L (430) V8	69-67		DR	DD	3631	N3631
7.5L (455) V8	76-70		DR	DD	3631	N3631
<b>ELECTRA ESTATE WAGON - SEE ELECTRA</b>						
<b>ENCLAVE</b>						
3.6L (217) V6	11-08		MI	PMGR	17997	N17997
<b>ESTATE WAGON</b>						
5.7L (350) V8	79-78	VIN R, Oldsmobile Eng	DR	DD	3696	
	77	VIN X, Buick Eng	DR	DD	3631	N3631
				DR	DD	3505
	73-70		DR	DD	3664	N3631
6.6L (403) V8	79-77		DR	DD	3696	
7.5L (455) V8	76-70		DR	DD	3631	N3631
<b>GRAND SPORT</b>						
5.6L (340) V8	67		DR	DD	3664	N3631
5.7L (350) V8	72-68		DR	DD	3664	N3631
6.6L (400) V8	69-68		DR	DD	3631	N3631
	67		DR	DD	3561	
6.6L (401) V8	66-65		DR	DD	3561	
7.5L (455) V8	72-70		DR	DD	3631	N3631

## STARTERS / DÉMARREURS / MOTORES DE ARRANQUE

Liter Litre Litro	Year Année Año	Options Options Opciones	Mfg.	Series Série Serie	Reman	New Nouveau Nuevo
<b>BUICK - continued</b>						
<b>INVICTA</b>						
4.9L (300) V8	65-64		DR	DD	3664	N3631
6.6L (401) V8	65-64		DR	DD	3561	
7.0L (425) V8	65-64		DR	DD	3561	
<b>LACROSSE</b>						
2.4L (145) L4	11-10		DR	PMGR	6947	
3.0L (182) V6	10		MI	PMGR	17997	N17997
3.6L (217) V6	11-10		MI	PMGR	17997	N17997
	08-07		MI	PMGR	17999	
	06		MI	PMGR	17986	
	05		DR	PMGR	6497	N6497
3.8L (231) V6	09-05		DR	PMGR	6484	N6484
5.3L (325) V8	09-08		MI	PMGR	17985	
<b>LESABRE</b>						
3.0L (181) V6	86		DR	DD	6310	N6310
3.8L (231) V6	05-98		DR	PMGR	6484	N6484
	97-96		DR	DD	6476	N6476
	95-86		DR	DD	6339	N6339
	85-82		DR	DD	3800	N3838
	81-76		DR	DD	3664	N3631
4.1L (250) L6	70		DR	DD	3664	N3631
4.1L (252) V6	84-82		DR	DD	3838	N3838
	81-80		DR	DD	3631	N3631
4.4L (267) V8	82		DR	DD	6316	N6316
4.9L (300) V8	65-64		DR	DD	3664	N3631
4.9L (301) V8	80-78		DR	DD	3504	
	77		DR	DD	3505	
5.0L (305) V8	78		DR	DD	3508	N3510
5.0L (307) V8	90-82		DR	DD	6315	N6315
	81		DR	DD	3504	
5.6L (340) V8	67-66		DR	DD	3664	N3631
5.7L (350) V8	80-78	VIN R, Oldsmobile Eng	DR	DD	3696	
		VIN X, Buick Eng	DR	DD	3631	N3631
	77	VIN H or J	DR	DD	3631	N3631
		VIN R	DR	DD	3505	
76-68		DR	DD	3664	N3631	
5.7L (350) V8 (Diesel)	85-84		MI	OSGR	16871	
	83-82		DR	OSGR	3741	
	81-80		DR	DD	3725	
6.6L (400) V8	75		DR	DD	3696	
6.6L (401) V8	66-64		DR	DD	3561	
6.6L (403) V8	78-77		DR	DD	3696	
7.0L (425) V8	66-64		DR	DD	3561	
7.0L (430) V8	69-67		DR	DD	3631	N3631
7.5L (455) V8	76-70		DR	DD	3631	N3631
<b>LESABRE ESTATE WAGON - SEE LESABRE</b>						
<b>LUCERNE</b>						
3.8L (231) V6	08-06		DR	PMGR	6484	N6484
3.9L (237) V6	11-09		DR	PMGR	6785	N6785
4.6L (281) V8	11-06		DR	PMGR	6756	
<b>PARK AVENUE</b>						
3.8L (231) V6	05-98	w/Supercharger	DR	PMGR	6472	N6472
		wo/Supercharger	DR	PMGR	6484	N6484
	97	w/Supercharger	DR	PMGR	6472	N6472
		wo/Supercharger	DR	DD	6476	N6476
96		DR	DD	6476	N6476	



## STARTERS / DÉMARREURS / MOTORES DE ARRANQUE

Liter Litre Litro	Year Année Año	Options Options Opciones	Mfg.	Series Série Serie	Reman	New Nouveau Nuevo	
<b>BUICK - continued</b>							
<b>PARK AVENUE - continued</b>							
3.8L (231) V6	95	w/Supercharger	DR	PMGR	6472	N6472	
		wo/Supercharger	DR	DD	6339	N6339	
	94	w/Supercharger, DD Starter	DR	DD	6339	N6339	
		w/Supercharger, PMGR Starter wo/Supercharger	DR	PMGR	6431	N6472	
	93-92	w/Supercharger	DR	DD	6339	N6339	
		wo/Supercharger	DR	PMGR	6431	N6472	
	91	w/Supercharger	DR	DD	6339	N6339	
		wo/Supercharger, Delco Unit wo/Supercharger, Mitsubishi Unit	DR	PMGR	6431	N6472	
	5.7L (350) V8 (Diesel)	83		MI	OSGR	16868	
				DR	OSGR	3741	
<b>RAINIER</b>							
4.2L (256) L6	07-06		DR	PMGR	6782	N6782	
	05		DR	PMGR	6499	N6499	
	04		DR	PMGR	6490	N6490	
5.3L (323) V8	07-04		DR	PMGR	6494	N6494	
<b>REATA</b>							
3.8L (231) V6	91		DR	DD	6339	N6339	
	90-89	Delco Unit	DR	DD	6339	N6339	
		Mitsubishi Unit	MI	OSGR	16868		
	88		MI	OSGR	16868		
<b>REGAL</b>							
2.0L (122) L4	11		MI	PMGR	17997	N17997	
2.4L (145) L4	11		MI	PMGR	17997	N17997	
2.8L (173) V6	89-88		DR	DD	6312	N6312	
3.1L (189) V6	96		DR	DD	6473	N6473	
	95-91		DR	DD	6415	N6415	
	90-89		DR	DD	6312	N6312	
3.2L (196) V6	79-78		DR	DD	3664	N3631	
3.8L (231) V6	04-98	w/Supercharger	DR	PMGR	6472	N6472	
		wo/Supercharger	DR	PMGR	6484	N6484	
	97	w/Supercharger	DR	PMGR	6472	N6472	
		wo/Supercharger	DR	DD	6476	N6476	
	96		DR	DD	6476	N6476	
	95-90		DR	DD	6339	N6339	
	87-82		DR	DD	3800	N3838	
81-75		DR	DD	3664	N3631		
4.1L (252) V6	84-82		DR	DD	3838	N3838	
4.3L (260) V6 (Diesel)	85-84		MI	OSGR	16871		
	83-82		DR	OSGR	3741		
4.3L (265) V8	81-80		DR	DD	3504		
4.4L (267) V8	82		DR	DD	6316	N6316	
	81		DR	DD	3502		
4.9L (301) V8	80-79		DR	DD	3504		
5.0L (305) V8	87-84	VIN H	DR	DD	3838	N3838	
	83-82		DR	DD	6316	N6316	
	80		DR	DD	3508	N3510	
	79-78		DR	DD	3502		
	77		DR	DD	3508	N3510	
5.0L (307) V8	87-86	VIN Y	DR	DD	6315	N6315	
5.7L (350) V8	77	VIN H or J	DR	DD	3664	N3631	
		VIN L	DR	DD	3510	N3510	
		VIN R	DR	DD	3505		
76-73		DR	DD	3664	N3631		

## STARTERS / DÉMARREURS / MOTORES DE ARRANQUE

Liter Litre Litro	Year Année Año	Options Options Opciones	Mfg.	Series Série Serie	Reman	New Nouveau Nuevo
<b>BUICK - continued</b>						
<b>REGAL - continued</b>						
5.7L (350) V8 (Diesel)	85		MI	OSGR	16871	
	83-82		DR	OSGR	3741	
	81	Aluminum Drive End Housing Cast Iron Drive End Housing	DR	DD	3725	
			DR	DD	3601	
7.5L (455) V8	74-73		DR	DD	3631	N3631
<b>RENDEZVOUS</b>						
3.4L (207) V6	05-02		DR	PMGR	6491	N6491
3.5L (213) V6	07-06		DR	PMGR	6783	
3.6L (217) V6	06		MI	PMGR	17986	
	05-04		DR	PMGR	6497	N6497
<b>RIVIERA</b>						
<p><i>GM TSB #57-64-03 DESCRIBES A CONDITION IN 1995 CARS WHERE THE STARTER MAY CONTINUE TO RUN OR CRANK AFTER THE IGNITION SWITCH IS TURNED OFF BECAUSE OF A GROUND IN THE #6 CIRCUIT (USUALLY A PURPLE WIRE) WHICH ALLOWS CURRENT TO BE FED BACK THROUGH THE SOLENOID'S PULL-IN WINDINGS TO GROUND. THIS HOLDS THE PLUNGER IN, WHICH KEEPS THE STARTER RUNNING. THE REPAIR FOR THIS CONDITION IS TO DISCONNECT THE #6 LEAD AT THE "S" TERMINAL OF THE SOLENOID, THEN CHECK FOR ANY RESISTANCE IN THE LINE. IF THERE IS ANYTHING OTHER THAN INFINITE, THEN FIND THE GROUND IN THIS CIRCUIT AND ELIMINATE IT.</i></p>						
3.8L (231) V6	99-95		DR	PMGR	6472	N6472
	93-91		DR	DD	6339	N6339
	90-88	Delco Unit Mitsubishi Unit	DR	DD	6339	N6339
	87-86		MI	OSGR	16868	
	85-79		MI	OSGR	16868	
4.1L (252) V6	84-81		DR	DD	6303	
5.0L (307) V8	85-80		DR	DD	6303	
5.7L (350) V8	80-79		DR	DD	6303	
	78	VIN R, Oldsmobile Eng VIN X, Buick Eng	DR	DD	3696	
			DR	DD	3664	N3631
	77	VIN J VIN R	DR	DD	3664	N3631
			DR	DD	3505	
5.7L (350) V8 (Diesel)	85-80		DR	DD	6305	
6.6L (401) V8	66-64		DR	DD	3561	
6.6L (403) V8	78-77		DR	DD	3696	
7.0L (425) V8	66-64		DR	DD	3561	
7.0L (430) V8	69-67		DR	DD	3631	N3631
7.5L (455) V8	76-70		DR	DD	3631	N3631
<b>ROADMASTER</b>						
<p><i>CARE MUST BE TAKEN WHEN REPLACING THE 6442 AND 6470 STARTERS, AS THEY LOOK IDENTICAL, BUT TAKE DIFFERENT LENGTH MOUNTING BOLTS (THE 6470 ARE SHORTER), WHICH CAN CAUSE INSTALLATION PROBLEMS, AND EVEN DAMAGE THE BLOCK, IF THE BOLTS ARE "BOTTOMED-OUT".</i></p>						
5.0L (305) V8	91		DR	DD	6418	N6418
5.7L (350) V8	96		DR	PMGR	6470	N6470
	95	Sedan Wagon	DR	PMGR	6442	N6442
			DR	PMGR	6470	N6470
	94		DR	PMGR	6442	N6442
	93-92		DR	DD	3510M	N3510M
<b>SKYHAWK</b>						
1.8L (112) L4	86-83		DR	DD	6308	
	82	w/Carb w/FI	DR	DD	6312	N6312
			DR	DD	6308	
2.0L (122) L4	89		DR	DD	6312	N6312
	88	VIN 1 VIN K	DR	DD	6312	N6312
			DR	DD	6308	
	87	VIN 1 VIN K or M	DR	DD	6312	N6312
			DR	DD	6308	
	86-83		DR	DD	6312	N6312
3.8L (231) V6	80-75		DR	DD	3664	N3631

## STARTERS / DÉMARREURS / MOTORES DE ARRANQUE

Liter Litre Litro	Year Année Año	Options Options Opciones	Mfg.	Series Série Serie	Reman	New Nouveau Nuevo
<b>BUICK - continued</b>						
<b>SKYLARK</b>						
2.3L (138) L4	95-88		DR	DD	6413	N6413
2.4L (146) L4	98-96		DR	DD	6475	N6475
2.5L (151) L4	91-86		DR	DD	6309	
	85		DR	DD	6310	N6310
	84	From Mid 1984 To Mid 1984	DR	DD	6310	N6310
			DR	DD	6312	N6312
	83		DR	DD	6309	
	82		DR	DD	6312	N6312
	81	From Mid 1981 To Mid 1981	DR	DD	6312	N6312
			DR	DD	3535	
80		DR	DD	3535		
2.8L (173) V6	85-84		DR	DD	6312	N6312
	83	4 5/8" Field Case Length 5 1/8" Field Case Length	DR	DD	6312	N6312
			DR	DD	6312	N6312
	82		DR	DD	6312	N6312
	81	From Mid 1981 To Mid 1981	DR	DD	6312	N6312
DR			DD	3535		
80		DR	DD	3535		
3.0L (181) V6	88-87		DR	DD	6339	N6339
	86		DR	DD	6310	N6310
3.1L (189) V6	98-96		DR	DD	6473	N6473
	95-94		DR	DD	6415	N6415
3.3L (204) V6	93-89		DR	DD	6339	N6339
3.7L (225) V6	67-64		DR	DD	3664	N3631
3.8L (231) V6	79-75		DR	DD	3664	N3631
4.1L (250) L6	71-68		DR	DD	3664	N3631
4.3L (260) V8	76-75		DR	DD	3505	
4.9L (300) V8	67-64		DR	DD	3664	N3631
4.9L (301) V8	77		DR	DD	3505	
5.0L (305) V8	79-77	w/AT	DR	DD	3508	N3510
		w/MT	DR	DD	3689	
5.6L (340) V8	67-66		DR	DD	3664	N3631
5.7L (350) V8	79-78	w/AT	DR	DD	3510	N3510
		w/MT	DR	DD	3689	
	77	VIN L, Chevrolet Eng, w/AT VIN L, Chevrolet Eng, w/MT VIN R, Oldsmobile Eng	DR	DD	3510	N3510
			DR	DD	3689	
			DR	DD	3505	
76-75		DR	DD	3664	N3631	
72-68		DR	DD	3664	N3631	
6.6L (400) V8	69-67		DR	DD	3631	N3631
6.6L (401) V8	66-65		DR	DD	3631	N3631
7.5L (455) V8	72-70		DR	DD	3631	N3631
<b>SOMERSET</b>						
2.5L (151) L4	87-85		DR	DD	6309	
3.0L (181) V6	87		DR	DD	6339	N6339
	86-85		DR	DD	6310	N6310
<b>SPECIAL</b>						
3.7L (225) V6	67-64		DR	DD	3664	N3631
4.1L (250) L6	69-68		DR	DD	3664	N3631
4.9L (300) V8	67-64		DR	DD	3664	N3631
5.6L (340) V8	67-66		DR	DD	3664	N3631
5.7L (350) V8	69-68		DR	DD	3664	N3631
6.6L (400) V8	69-67		DR	DD	3631	N3631
6.6L (401) V8	66-65		DR	DD	3561	
<b>SPORTWAGON</b>						
3.7L (225) V6	65-64		DR	DD	3664	N3631
4.9L (300) V8	65-64		DR	DD	3664	N3631

# STARTERS / DÉMARREURS / MOTORES DE ARRANQUE

Liter Litre Litro	Year Année Año	Options Options Opciones	Mfg.	Series Série Serie	Reman	New Nouveau Nuevo
<b>BUICK - continued</b>						
<b>SPORTWAGON - continued</b>						
5.6L (340) V8	67-66		DR	DD	3664	N3631
5.7L (350) V8	72-68		DR	DD	3664	N3631
6.6L (400) V8	68		DR	DD	3631	N3631
7.5L (455) V8	70		DR	DD	3631	N3631
<b>TERRAZA</b>						
3.5L (213) V6	06		DR	PMGR	6783	
	05		DR	PMGR	6491	N6491
3.9L (237) V6	07-06		DR	PMGR	6784	
<b>ULTRA - SEE PARK AVENUE</b>						
<b>WILDCAT</b>						
4.9L (300) V8	64		DR	DD	3664	N3631
5.7L (350) V8	70-68		DR	DD	3664	N3631
6.6L (400) V8	68		DR	DD	3631	N3631
6.6L (401) V8	66-64		DR	DD	3561	
7.0L (425) V8	66-64		DR	DD	3561	
7.0L (430) V8	69-67		DR	DD	3631	N3631
7.5L (455) V8	70		DR	DD	3631	N3631
<b>CADILLAC</b>						
<i>MANY OF THE CADILLAC MODELS BUILT AFTER 1994 USE A VARIATION OF THE PG260 PERMANENT MAGNET GEAR REDUCTION (PMGR) STARTER. THE PG260 STARTER DIFFERS IN RATING (kw) DEPENDING ON THE SERIES OF THE STARTER. IN AN ATTEMPT TO MINIMIZE THE QUANTITY OF PART NUMBERS, A CONSOLIDATION HAS BEEN MADE WHEN EARLIER AND LATER VERSIONS HAVE THE SAME MOUNTING, AND VIRTUALLY THE SAME RATING, ALTHOUGH INTERNAL COMPONENTS MAY HAVE CHANGED. THIS HAS OFTEN BEEN A RESULT OF MAKING THE STARTER MOTOR EVEN SMALLER AND LIGHTER AS TIME GOES ON. WHEN DIFFERENT SERIES STARTERS SHARE THE SAME PART NUMBER, IT HAS BEEN DETERMINED THAT EITHER SERIES WITHIN THIS PART NUMBER CAN BE USED IN ALL APPLICATIONS SHOWN.</i>						
<b>ALLANTE</b>						
4.1L (250) V8	88-87		ND	OSGR	17083	
4.5L (273) V8	92-89		ND	OSGR	17083	
4.6L (281) V8	93		DR	PMGR	6443	N6471
<b>CALAIS</b>						
7.0L (429) V8	68-67		DR	DD	3631	N3631
	66-65		DR	DD	3664	N3631
7.7L (472) V8	74-68		DR	DD	3631	N3631
8.2L (500) V8	76-75		DR	DD	3631	N3631
<b>CATERA</b>						
3.0L (181) V6	01-97		BO	PMGR	17720	
<b>CIMARRON</b>						
1.8L (112) L4	82		DR	DD	6312	N6312
2.0L (122) L4	87-83		DR	DD	6312	N6312
2.8L (173) V6	88-85		DR	DD	6312	N6312
<b>COMMERCIAL CHASSIS</b>						
<i>CARE MUST BE TAKEN WHEN REPLACING THE 6442 AND 6470 STARTERS, AS THEY LOOK IDENTICAL, BUT TAKE DIFFERENT LENGTH MOUNTING BOLTS (THE 6470 ARE SHORTER), WHICH CAN CAUSE INSTALLATION PROBLEMS, AND EVEN DAMAGE THE BLOCK, IF "BOTTOMED-OUT".</i>						
6.0L (368) V8	84-82		DR	DD	3838	N3838
	81-80		DR	DD	3631	N3631
7.0L (425) V8	79-77		DR	DD	3631	N3631
7.7L (472) V8	74-73		DR	DD	3631	N3631
8.2L (500) V8	76-75		DR	DD	3631	N3631
<b>CONCOURS</b>						
4.6L (281) V8	99-95		DR	PMGR	6471	N6471
	94		DR	PMGR	6443	N6471
<b>CTS</b>						
2.8L (170) V6	07-05		MI	PMGR	17996	
3.0L (182) V6	11-10		MI	PMGR	17996	

## STARTERS / DÉMARREURS / MOTORES DE ARRANQUE

Liter Litre Litro	Year Année Año	Options Options Opciones	Mfg.	Series Série Serie	Reman	New Nouveau Nuevo
<b>CADILLAC - continued</b>						
<b>CTS - continued</b>						
3.2L (197) V6	04-03		BO	PMGR	17860	
3.6L (217) V6	11-06		MI	PMGR	17996	
	05-04		DR	PMGR	6497	N6497
5.7L (346) V8	05-04		DR	PMGR	6498	N6498
6.0L (364) V8	07-06		DR	PMGR	6942	
6.2L (376) V8	11-09		DR	PMGR	6971	
<b>DEVILLE</b>						
4.1L (250) V8	87		DR	DD	6426	N6331
	86-85		DR	DD	6331	N6331
	84-82		DR	DD	6327	
4.1L (252) V6	82		DR	DD	3838	N3838
	81-80		DR	DD	3631	N3631
4.3L (260) V6 (Diesel)	85		MI	OSGR	16869	
4.5L (273) V8	90-88		DR	DD	6426	N6331
4.6L (281) V8	05	1st Prod	DR	PMGR	6471	N6471
		2nd Prod	DR	PMGR	6756	
	04-95		DR	PMGR	6471	N6471
	94		DR	PMGR	6443	N6471
4.9L (300) V8	95-91		DR	DD	6426	N6331
5.7L (350) V8 (Diesel)	84		MI	OSGR	16871	
	83-82		DR	OSGR	3741	
	81-80		DR	DD	3725	
	79		DR	DD	3601	
6.0L (368) V8	81-80		DR	DD	3631	N3631
7.0L (425) V8	79-77		DR	DD	3631	N3631
7.0L (429) V8	67-66		DR	DD	3631	N3631
	65		DR	DD	3664	N3631
7.7L (472) V8	74-68		DR	DD	3631	N3631
8.2L (500) V8	76-75		DR	DD	3631	N3631
<b>DTS</b>						
4.6L (281) V8	11-06		DR	PMGR	6756	
<b>ELDORADO</b>						
<p><i>GM TSB #57-64-03 DESCRIBES A CONDITION IN 1995 CARS WHERE THE STARTER MAY CONTINUE TO RUN OR CRANK AFTER THE IGNITION SWITCH IS TURNED OFF BECAUSE OF A GROUND IN THE #6 CIRCUIT (USUALLY A PURPLE WIRE) WHICH ALLOWS CURRENT TO BE FED BACK THROUGH THE SOLENOID'S PULL-IN WINDINGS TO GROUND. THIS HOLDS THE PLUNGER IN, WHICH KEEPS THE STARTER RUNNING. THE REPAIR FOR THIS CONDITION IS TO DISCONNECT THE #6 LEAD AT THE "S" TERMINAL OF THE SOLENOID, THEN CHECK FOR ANY RESISTANCE IN THE LINE. IF THERE IS ANYTHING OTHER THAN INFINITE, THEN FIND THE GROUND IN THIS CIRCUIT AND ELIMINATE IT.</i></p>						
4.1L (250) V8	87		DR	DD	6426	N6331
	86		DR	DD	6331	N6331
	85-82		DR	DD	6303	
4.1L (252) V6	82-81		DR	DD	6303	
4.5L (273) V8	90-88		DR	DD	6426	N6331
4.6L (281) V8	02-95		DR	PMGR	6471	N6471
	94-93		DR	PMGR	6443	N6471
4.9L (300) V8	93-91		DR	DD	6426	N6331
5.7L (350) V8	80		DR	DD	3696	
	79		DR	DD	6303	
5.7L (350) V8 (Diesel)	85-79		DR	DD	6305	
6.0L (368) V8	81-80		DR	DD	6303	
7.0L (425) V8	78-77		DR	DD	3629	
7.7L (472) V8	69-68		DR	DD	3629	
8.2L (500) V8	76-70		DR	DD	3629	
<b>ESCALADE</b>						
5.3L (325) V8	05-03		DR	PMGR	6494	N6494
	02		DR	PMGR	6489	N6489
5.7L (350) V8	00-99	DD Starter	DR	DD	6483	N6483
		PMGR Starter	DR	PMGR	6449	N6449

## STARTERS / DÉMARREURS / MOTORES DE ARRANQUE

Liter Litre Litro	Year Année Año	Options Options Opciones	Mfg.	Series Série Serie	Reman	New Nouveau Nuevo
<b>CADILLAC - continued</b>						
<b>ESCALADE - continued</b>						
6.0L (364) V8	06		DR	PMGR	6757	N6757
	05-02		DR	PMGR	6492	N6492
6.2L (376) V8	11-09		DR	PMGR	6942	
	08-07		DR	PMGR	6757	N6757
<b>FLEETWOOD</b>						
<i>CARE MUST BE TAKEN WHEN REPLACING THE 6442 AND 6470 STARTERS, AS THEY LOOK IDENTICAL, BUT TAKE DIFFERENT LENGTH MOUNTING BOLTS (THE 6470 ARE SHORTER), WHICH CAN CAUSE INSTALLATION PROBLEMS, AND EVEN DAMAGE THE BLOCK, IF "BOTTOMED-OUT".</i>						
4.1L (250) V8	87		DR	DD	6426	N6331
	86		DR	DD	6331	N6331
	85	FWD RWD	DR	DD	6331	N6331
	84-82		DR	DD	6327	
4.1L (252) V6	82		DR	DD	3838	N3838
	81-80		DR	DD	3631	N3631
4.3L (260) V6 (Diesel)	85		MI	OSGR	16869	
4.5L (273) V8	90-88		DR	DD	6426	N6331
4.9L (300) V8	93-91		DR	DD	6426	N6331
5.0L (305) V8	92-91		DR	DD	6418	N6418
5.0L (307) V8	90-86		DR	DD	6315	N6315
5.7L (350) V8	96		DR	PMGR	6470	N6470
	95-93		DR	PMGR	6442	N6442
	92-90		DR	DD	3510M	N3510M
5.7L (350) V8 (Diesel)	85-84		MI	OSGR	16871	
	83-82		DR	OSGR	3741	
	81-80		DR	DD	3725	
	79		DR	DD	3601	
6.0L (368) V8	84-82		DR	DD	3838	N3838
	81-80		DR	DD	3631	N3631
7.0L (425) V8	79-77		DR	DD	3631	N3631
7.0L (429) V8	67-66		DR	DD	3631	N3631
	65		DR	DD	3664	N3631
7.7L (472) V8	74-68		DR	DD	3631	N3631
8.2L (500) V8	76-75		DR	DD	3631	N3631
<b>SEVILLE</b>						
<i>GM TSB #57-64-03 DESCRIBES A CONDITION IN 1995 CARS WHERE THE STARTER MAY CONTINUE TO RUN OR CRANK AFTER THE IGNITION SWITCH IS TURNED OFF BECAUSE OF A GROUND IN THE #6 CIRCUIT (USUALLY A PURPLE WIRE) WHICH ALLOWS CURRENT TO BE FED BACK THROUGH THE SOLENOID'S PULL-IN WINDINGS TO GROUND. THIS HOLDS THE PLUNGER IN, WHICH KEEPS THE STARTER RUNNING. THE REPAIR FOR THIS CONDITION IS TO DISCONNECT THE #6 LEAD AT THE "S" TERMINAL OF THE SOLENOID, THEN CHECK FOR ANY RESISTANCE IN THE LINE. IF THERE IS ANYTHING OTHER THAN INFINITE, THEN FIND THE GROUND IN THIS CIRCUIT AND ELIMINATE IT.</i>						
4.1L (250) V8	87		DR	DD	6426	N6331
	86		DR	DD	6331	N6331
	85-82		DR	DD	6303	
4.1L (252) V6	82-81		DR	DD	6303	
4.5L (273) V8	90-88		DR	DD	6426	N6331
4.6L (281) V8	04-95		DR	PMGR	6471	N6471
	94-93		DR	PMGR	6443	N6471
4.9L (300) V8	93-91		DR	DD	6426	N6331
5.7L (350) V8	80-78		DR	DD	3696	
	77-75		DR	DD	3505	
5.7L (350) V8 (Diesel)	85-79		DR	DD	6305	
	78		DR	DD	3601	
6.0L (368) V8	81-80		DR	DD	6303	
<b>SRX</b>						
3.0L (182) V6	11-10		MI	PMGR	17997	N17997
3.6L (217) V6	09-06		MI	PMGR	17996	
	05-04		DR	PMGR	6497	N6497

## STARTERS / DÉMARREURS / MOTORES DE ARRANQUE

Liter Litre Litro	Year Année Año	Options Options Opciones	Mfg.	Series Série Serie	Reman	New Nouveau Nuevo
<b>CADILLAC - continued</b>						
<b>SRX - continued</b>						
4.6L (281) V8	09-06		DR	PMGR	6756	
	05	1st Prod	DR	PMGR	6471	N6471
		2nd Prod	DR	PMGR	6756	
	04		DR	PMGR	6471	N6471
<b>STS</b>						
3.6L (217) V6	11-06		MI	PMGR	17996	
	05		DR	PMGR	6497	N6497
4.4L (267) V8	09-06		DR	PMGR	6756	
4.6L (281) V8	10-06		DR	PMGR	6756	
	05	1st Prod	DR	PMGR	6471	N6471
		2nd Prod	DR	PMGR	6756	
<b>XLR</b>						
4.4L (267) V8	09-06		DR	PMGR	6756	
4.6L (281) V8	09-06		DR	PMGR	6756	
	05-04		DR	PMGR	6471	N6471
<b>CHEVROLET</b>						
<p><i>MOST OF THE CHEVROLET MODELS BUILT AFTER 1994 USE A VARIATION OF THE PG260 PERMANENT MAGNET GEAR REDUCTION (PMGR) STARTER. THE PG260 STARTER DIFFERS IN RATING (kw) DEPENDING ON THE SERIES OF THE STARTER. IN AN ATTEMPT TO MINIMIZE THE QUANTITY OF PART NUMBERS, A CONSOLIDATION HAS BEEN MADE WHEN EARLIER AND LATER VERSIONS HAVE THE SAME MOUNTING, AND VIRTUALLY THE SAME RATING, ALTHOUGH INTERNAL COMPONENTS MAY HAVE CHANGED. THIS HAS OFTEN BEEN A RESULT OF MAKING THE STARTER MOTOR EVEN SMALLER AND LIGHTER AS TIME GOES ON. WHEN DIFFERENT SERIES STARTERS SHARE THE SAME PART NUMBER, IT HAS BEEN DETERMINED THAT EITHER SERIES WITHIN THIS PART NUMBER CAN BE USED IN ALL APPLICATIONS SHOWN.</i></p>						
<b>ASTRO VAN</b>						
2.5L (151) L4	90-85		DR	DD	6310	N6310
4.3L (262) V6	05		DR	PMGR	6495	N6495
	04	1st Prod	DR	PMGR	6485	N6485
		2nd Prod	DR	PMGR	6495	N6495
	03-99		DR	PMGR	6485	N6485
	98-97		DR	PMGR	6449	N6449
	96-91		DR	DD	6416	N6416
	90-85		DR	DD	3510M	N3510M
<b>AVALANCHE</b>						
5.3L (323) V8	11-09		DR	PMGR	6970	
	08-03		DR	PMGR	6494	N6494
	02		DR	PMGR	6489	N6489
6.0L (364) V8	09		DR	PMGR	6942	
	08-07		DR	PMGR	6757	N6757
8.1L (496) V8	06-03		ND	OSGR	17880	
	02		DR	PMGR	6449	N6449
<b>AVEO</b>						
1.6L (98) L4	09		DR	PMGR	6978	
	08-04		DR	PMGR	6726	
<b>BEL AIR</b>						
3.8L (229) V6	80		DR	DD	3502	
3.8L (230) L6	70-63		DR	DD	3664	N3631
3.9L (235) L6	62-57		DR	DD	3630	
4.1L (250) L6	73-72		DR	DD	3664	N3631
	71-69	wo/HD Clutch	DR	DD	3664	N3631
	68-65		DR	DD	3664	N3631
4.3L (265) V8	57	w/TurboGlide Trans	DR	DD	3689	
		wo/TurboGlide Trans	DR	DD	3635	
4.4L (267) V8	81-80		DR	DD	3502	
4.6L (283) V8	67-63		DR	DD	3664	N3631
	62		DR	DD	3635	
	61	w/PowerGlide or Synchro Trans w/TurboGlide Trans	DR	DD	3635	
			DR	DD	3689	

## STARTERS / DÉMARREURS / MOTORES DE ARRANQUE

Liter Litre Litro	Year Année Año	Options Options Opciones	Mfg.	Series Série Serie	Reman	New Nouveau Nuevo
<b>CHEVROLET - continued</b>						
<b>BEL AIR - continued</b>						
4.6L (283) V8	60-57	w/TurboGlide Trans	DR	DD	3689	
		wo/TurboGlide Trans	DR	DD	3635	
5.0L (305) V8	81-80	Exc California	DR	DD	3502	
		California	DR	DD	3508	N3510
5.0L (307) V8	68	w/Hydromatic Trans	DR	DD	3560	
		wo/Hydromatic Trans	DR	DD	3664	N3631
5.4L (327) V8	69-67	w/Hydromatic Trans	DR	DD	3560	
		wo/Hydromatic Trans	DR	DD	3664	N3631
	66-62		DR	DD	3664	N3631
5.7L (348) V8	62-61	w/PowerGlide or Synchro Trans	DR	DD	3635	
		wo/TurboGlide Trans	DR	DD	3689	
	60-58	w/TurboGlide Trans	DR	DD	3689	
		wo/TurboGlide Trans	DR	DD	3635	
57	w/PowerGlide or Synchro Trans	DR	DD	3635		
	wo/TurboGlide Trans	DR	DD	3689		
5.7L (350) V8	80	w/AT	DR	DD	3510	N3510
		w/MT	DR	DD	3689	
	75-71	w/AT	DR	DD	3510	N3510
		w/MT	DR	DD	3689	
	70	w/AT, 2-bbl Carb	DR	DD	3508	N3510
		w/AT, 4-bbl Carb	DR	DD	3510	N3510
		w/MT, 2-bbl Carb	DR	DD	3560	
w/MT, 4-bbl Carb		DR	DD	3560		
69	w/CBC Trans	DR	DD	3631	N3631	
	w/MT	DR	DD	3664	N3631	
w/PowerGlide Trans	DR	DD	3560			
6.5L (396) V8	69-65		DR	DD	3560	
6.6L (400) V8	75-70	w/AT	DR	DD	3510	N3510
		w/MT	DR	DD	3689	
6.6L (402) V8	72-71	w/AT	DR	DD	3510	N3510
		w/MT, w/2 Mtg Holes	DR	DD	3689	
		w/MT, w/3 Mtg Holes	DR	DD	3560	
6.7L (409) V8	70		DR	DD	3510	N3510
	65-64		DR	DD	3560	
6.7L (409) V8	63-62	w/3-Spd or 4-Spd Trans	DR	DD	3635	
		w/PowerGlide Trans	DR	DD	3560	
7.0L (427) V8	69-66		DR	DD	3560	
7.4L (454) V8	75-70	w/AT	DR	DD	3510	N3510
		w/MT	DR	DD	3689	
<b>BERETTA</b>						
2.0L (122) L4	89-87		DR	DD	6312	N6312
2.2L (134) L4	96		DR	DD	6473	N6473
	95-94		DR	DD	6415	N6415
		93		DR	DD	6312
	92	w/8mm Battery Post	DR	DD	6415	N6415
		w/10mm Battery Post	DR	DD	6312	N6312
91-90		DR	DD	6415	N6415	
2.3L (138) L4	94-90		DR	DD	6413	N6413
2.8L (173) V6	89-87		DR	DD	6312	N6312
3.1L (189) V6	96		DR	DD	6473	N6473
	95-91		DR	DD	6415	N6415
	90		DR	DD	6312	N6312
<b>BISCAYNE</b>						
3.8L (230) L6	70-63		DR	DD	3664	N3631
3.9L (235) L6	62-57		DR	DD	3630	
4.1L (250) L6	72		DR	DD	3664	N3631
	71-69	wo/HD Clutch	DR	DD	3664	N3631
	68-65		DR	DD	3664	N3631



## STARTERS / DÉMARREURS / MOTORES DE ARRANQUE

Liter Litre Litro	Year Année Año	Options Options Opciones	Mfg.	Series Série Serie	Reman	New Nouveau Nuevo
<b>CHEVROLET - continued</b>						
<b>BISCAYNE - continued</b>						
4.6L (283) V8	67-63		DR	DD	3664	N3631
	62		DR	DD	3635	
	61	w/PowerGlide or Synchro Trans	DR	DD	3635	
		w/TurboGlide Trans	DR	DD	3689	
	60-58	w/TurboGlide Trans	DR	DD	3689	
wo/TurboGlide Trans		DR	DD	3635		
5.0L (307) V8	68	w/Hydromatic Trans wo/Hydromatic Trans	DR DR	DD DD	3560 3664	N3631
5.4L (327) V8	69-67	w/Hydromatic Trans wo/Hydromatic Trans	DR DR	DD DD	3560 3664	N3631
	66-62		DR	DD	3664	N3631
5.7L (348) V8	62-61	w/PowerGlide or Synchro Trans	DR	DD	3635	
		w/TurboGlide Trans	DR	DD	3689	
	60-58	w/TurboGlide Trans	DR	DD	3689	
		wo/TurboGlide Trans	DR	DD	3635	
57	w/PowerGlide or Synchro Trans	DR	DD	3635		
	w/TurboGlide Trans	DR	DD	3689		
5.7L (350) V8	72-71	w/AT	DR	DD	3510	N3510
		w/MT	DR	DD	3689	
	70	w/AT, 2-bbl Carb	DR	DD	3508	N3510
		w/AT, 4-bbl Carb	DR	DD	3510	N3510
		w/MT, 2-bbl Carb w/MT, 4-bbl Carb	DR DR	DD DD	3560 3560	
69	w/CBC Trans	DR	DD	3631	N3631	
	w/MT w/PowerGlide Trans	DR DR	DD DD	3664 3560	N3631	
6.5L (396) V8	69-65		DR	DD	3560	
6.6L (400) V8	72-70	w/AT	DR	DD	3510	N3510
		w/MT	DR	DD	3689	
6.6L (402) V8	72-71	w/AT	DR	DD	3510	N3510
		w/MT, w/2 Mtg Holes	DR	DD	3689	
		w/MT, w/3 Mtg Holes	DR	DD	3560	
70			DR	DD	3510	N3510
6.7L (409) V8	65-64		DR	DD	3560	
	63-62	w/3-Spd or 4-Spd Trans	DR	DD	3635	
w/PowerGlide Trans		DR	DD	3560		
7.0L (427) V8	69-66		DR	DD	3560	
7.4L (454) V8	72-70	w/AT	DR	DD	3510	N3510
		w/MT	DR	DD	3689	
<b>BLAZER</b>						
1.9L (119) L4	84-83		HI	DD	16877	
2.0L (122) L4	84-83		DR	DD	6318	
2.2L (134) L4 (Diesel)	84		ND	OSGR	16739	
2.5L (151) L4	88-85		DR	DD	6330	N6330
2.8L (173) V6	90-83		DR	DD	6313	N6313
3.8L (230) L6	69	w/AT	DR	DD	3664	N3631
		w/MT	DR	DD	3635	
4.1L (250) L6	82		DR	DD	3508M	N3510M
	81-75		DR	DD	3508	N3510
	74-73	w/AT	DR	DD	3664	N3631
		w/MT	DR	DD	3508	N3510
	72	w/AT	DR	DD	3664	N3631
		w/MT	DR	DD	3635	
71-69	w/AT, PowerGlide	DR	DD	3664	N3631	
	w/MT	DR	DD	3635		

## STARTERS / DÉMARREURS / MOTORES DE ARRANQUE

Liter Litre Litro	Year Année Año	Options Options Opciones	Mfg.	Series Série Serie	Reman	New Nouveau Nuevo
<b>CHEVROLET - continued</b>						
<b>BLAZER - continued</b>						
<i>4.3L ENGINES USE THE 6407 AS STANDARD EQUIPMENT FROM 1990-1988. THIS IS A PERMANENT MAGNET GEAR REDUCTION STARTER WHICH HAS A HIGHER THAN NORMAL EARLY FAILURE RATE. IN MANY CASES, BOTH THE 6313 (5MT STARTER) AND THE 6416 (SD210 STARTER) WILL FIT IN PLACE OF THE 6407 (PG200 PMGR STARTER), AND WORK FINE. CARE MUST BE TAKEN WHEN INSTALLING TO ENSURE PROPER FIT, INCLUDING PROPER SHIMMING. THIS INTERCHANGE MAY NOT ALWAYS WORK DUE TO LIMITED INSTALLATION SPACE.</i>						
4.3L (262) V6	05		DR	PMGR	6495	N6495
	04	1st Prod	DR	PMGR	6485	N6485
		2nd Prod	DR	PMGR	6495	N6495
	03-99		DR	PMGR	6485	N6485
	98-96		DR	PMGR	6449	N6449
	95-91		DR	DD	6416	N6416
4.8L (292) L6	76	w/3-Spd MT	DR	DD	3508	N3510
		w/4-Spd MT	DR	DD	3635	
		w/AT	DR	DD	3508	N3510
	73		DR	DD	3508	N3510
72	w/MT	DR	DD	3635		
71-70	w/AT, PowerGlide	DR	DD	3664	N3631	
	w/MT	DR	DD	3635		
69	w/AT, w/2 Mtg Holes, Pad Mount Starter	DR	DD	3664	N3631	
	w/AT, w/3 Mtg Holes, Flange Mount Starter	DR	DD	3635		
	w/MT	DR	DD	3635		
5.0L (305) V8	87-86	w/AT	DR	DD	3733	N3733
		w/MT	DR	DD	3510M	N3510M
	85	w/AT	DR	DD	3733	N3733
		w/MT, From Mid 1985	DR	DD	3510M	N3510M
	84	w/MT, To Mid 1985	DR	DD	6313	N6313
		w/AT	DR	DD	3733	N3733
	83	w/MT	DR	DD	6313	N6313
		w/AT	DR	DD	3733	N3733
82	w/MT	DR	DD	3510M	N3510M	
	2WD	DR	DD	6313	N6313	
81	4WD	DR	DD	3733	N3733	
		DR	DD	3562	N6313	
80-77		DR	DD	3508	N3510	
5.0L (307) V8	73-72	w/AT	DR	DD	3664	N3631
		w/MT	DR	DD	3635	
	71-69	w/AT, Hydromatic	DR	DD	3560	
w/AT, PowerGlide		DR	DD	3664	N3631	
w/MT		DR	DD	3635		
5.7L (350) V8	94	DD Starter	DR	DD	3510M	N3510M
		PMGR Starter	DR	PMGR	6449	N6449
	93-82	w/AT	DR	DD	3733	N3733
		w/MT	DR	DD	3510M	N3510M
	81-75		DR	DD	3510	N3510
	74-73		DR	DD	3508	N3510
			DR	DD	3508	N3510
	72	w/AT	DR	DD	3508	N3510
w/MT		DR	DD	3635		
71-70	w/MT	DR	DD	3635		
	w/CBC or PowerGlide Trans	DR	DD	3560		
	w/PowerMatic Trans	DR	DD	3635		
69		DR	DD	3633		
6.2L (379) V8 (Diesel)	91-89	w/AT	DR	OSGR	6468	N6469
		w/MT	DR	OSGR	6469	N6469
	88-84	w/AT	DR	DD	6343	N6469
		w/MT	DR	DD	3764	N6469
83-82		DR	DD	3764	N6469	

## STARTERS / DÉMARREURS / MOTORES DE ARRANQUE

Liter Litre Litro	Year Année Año	Options Options Opciones	Mfg.	Series Série Serie	Reman	New Nouveau Nuevo
<b>CHEVROLET - continued</b>						
<b>BLAZER - continued</b>						
6.5L (395) V8 (Diesel)	94	w/AT w/MT	DR DR	OSGR OSGR	6468 6469	N6469 N6469
6.6L (400) V8	79-75		DR	DD	3510	N3510
7.4L (454) V8	78-76		DR	DD	3510	N3510
	73		DR	DD	3510	N3510
<b>BROOKWOOD</b>						
4.1L (250) L6	69	wo/HD Clutch	DR	DD	3664	N3631
4.6L (283) V8	61	w/PowerGlide or Synchro Trans	DR	DD	3635	
		w/TurboGlide Trans	DR	DD	3689	
	60-58	w/TurboGlide Trans	DR	DD	3689	
		wo/TurboGlide Trans	DR	DD	3635	
5.7L (348) V8	61	w/PowerGlide or Synchro Trans	DR	DD	3635	
		w/TurboGlide Trans	DR	DD	3689	
	60-58	w/TurboGlide Trans	DR	DD	3689	
		wo/TurboGlide Trans	DR	DD	3635	
5.7L (350) V8	72-71	w/AT	DR	DD	3510	N3510
		w/MT	DR	DD	3689	
	70	w/AT, 2-bbl Carb	DR	DD	3508	N3510
		w/AT, 4-bbl Carb	DR	DD	3510	N3510
		w/MT, 2-bbl Carb	DR	DD	3560	
		w/MT, 4-bbl Carb	DR	DD	3560	
69	w/CBC Trans	DR	DD	3631	N3631	
	w/MT	DR	DD	3664	N3631	
	w/PowerGlide Trans	DR	DD	3560		
6.6L (400) V8	72	w/AT	DR	DD	3510	N3510
		w/MT	DR	DD	3689	
	70	w/AT	DR	DD	3510	N3510
		w/MT	DR	DD	3689	
6.6L (402) V8	72	w/AT	DR	DD	3510	N3510
		w/MT, w/2 Mtg Holes	DR	DD	3689	
		w/MT, w/3 Mtg Holes	DR	DD	3560	
<b>C / K / R / V SERIES PICKUPS</b>						
<i>GM TSB #57-64-03 DESCRIBES A CONDITION IN 1995 TRUCKS WHERE THE STARTER MAY CONTINUE TO RUN OR CRANK AFTER THE IGNITION SWITCH IS TURNED OFF BECAUSE OF A GROUND IN THE #6 CIRCUIT (USUALLY A PURPLE WIRE) WHICH ALLOWS CURRENT TO BE FED BACK THROUGH THE SOLENOID'S PULL-IN WINDINGS TO GROUND. THIS HOLDS THE PLUNGER IN, WHICH KEEPS THE STARTER RUNNING. THE REPAIR FOR THIS CONDITION IS TO DISCONNECT THE #6 LEAD AT THE "S" TERMINAL OF THE SOLENOID, THEN CHECK FOR ANY RESISTANCE IN THE LINE. IF THERE IS ANYTHING OTHER THAN INFINITE, THEN FIND THE GROUND IN THIS CIRCUIT AND ELIMINATE IT.</i>						
2.5L (153) L4	65-64	w/MT	DR	DD	3635	
		w/PowerGlide Trans	DR	DD	3664	N3631
3.1L (194) L6	67-63		DR	DD	3664	N3631
3.8L (230) L6	66-63	w/AT	DR	DD	3664	N3631
		w/MT	DR	DD	3635	
3.9L (235) L6	62		DR	DD	3630	
	61-60	w/MT	DR	DD	3630	
4.1L (250) L6	84	2WD	DR	DD	3508M	N3510M
		4WD, w/AT	DR	DD	3733	N3733
		4WD, w/MT	DR	DD	3508M	N3510M
	83-82	2WD	DR	DD	3508M	N3510M
		4WD	DR	DD	3733	N3733
	81-75		DR	DD	3508	N3510
	74-73	w/AT	DR	DD	3664	N3631
		w/MT	DR	DD	3508	N3510
	72	w/AT	DR	DD	3664	N3631
		w/MT	DR	DD	3635	
71-66	w/AT, PowerGlide	DR	DD	3664	N3631	
	w/MT	DR	DD	3635		
4.3L (261) L6	61	w/MT	DR	DD	3630	

## STARTERS / DÉMARREURS / MOTORES DE ARRANQUE

Liter Litre Litro	Year Année Año	Options Options Opciones	Mfg.	Series Série Serie	Reman	New Nouveau Nuevo
<b>CHEVROLET - continued</b>						
<b>C / K / R / V SERIES PICKUPS - continued</b>						
<i>4.3L ENGINES USE THE 6407 AS STANDARD EQUIPMENT FROM 1989-1988. THIS IS A PERMANENT MAGNET GEAR REDUCTION STARTER WHICH HAS A HIGHER THAN NORMAL EARLY FAILURE RATE. IN MANY CASES, BOTH THE 6313 (5MT STARTER) AND THE 6416 (SD260 STARTER) WILL FIT IN PLACE OF THE 6407 (PG200 PMGR STARTER), AND WORK FINE. CARE MUST BE TAKEN WHEN INSTALLING TO ENSURE PROPER FIT, INCLUDING PROPER SHIMMING. THIS INTERCHANGE MAY NOT ALWAYS WORK DUE TO LIMITED INSTALLATION SPACE.</i>						
4.3L (262) V6	11-09		DR	PMGR	6972	
	08-05		DR	PMGR	6495	N6495
	04	1st Prod	DR	PMGR	6485	N6485
		2nd Prod	DR	PMGR	6495	N6495
	03-99		DR	PMGR	6485	N6485
	98-97		DR	DD	6483	N6483
	96-90		DR	DD	6416	N6416
	89-88	Originally Equipped, PMGR Starter Replacement Unit, DD Starter, 5MT Replacement Unit, DD Starter, SD210	DR	PMGR	6407	N6407
DR			DD	6313	N6313	
DR			DD	6416	N6416	
87-85	2WD 4WD, w/AT 4WD, w/MT	DR	DD	3510M	N3510M	
		DR	DD	3733	N3733	
		DR	DD	3510M	N3510M	
4.3L (265) V8	57	wo/Hydromatic Trans	DR	DD	3635	
4.6L (283) V8	67-63	w/3-Spd Trans	DR	DD	3635	
		w/Hydromatic Trans	DR	DD	3560	
		w/PowerGlide Trans	DR	DD	3664	N3631
	62		DR	DD	3635	
	61-57	wo/Hydromatic Trans	DR	DD	3635	
4.8L (292) L6	88-84	2WD 4WD, w/AT 4WD, w/MT	DR	DD	3508M	N3510M
			DR	DD	3733	N3733
			DR	DD	3508M	N3510M
	83-82	2WD 4WD	DR	DD	3508M	N3510M
			DR	DD	3733	N3733
	81-78		DR	DD	3508	N3510
	77-76	w/3-Spd MT w/4-Spd MT w/AT	DR	DD	3508	N3510
			DR	DD	3635	
			DR	DD	3508	N3510
	75		DR	DD	3508	N3510
	74	VIN S, w/MT VIN T	DR	DD	3635	
			DR	DD	3508	N3510
	73		DR	DD	3508	N3510
72	w/MT	DR	DD	3635		
71-69	w/AT, PowerGlide w/MT	DR	DD	3664	N3631	
		DR	DD	3635		
68-63		DR	DD	3635		
<i>THERE HAVE BEEN PROBLEMS WITH THE MOUNTING AREAS BREAKING ON THE 6488 STARTER. THE 6489 HAS BEEN USED BY DELCO (AND OTHERS) TO REPLACE THE 6488, AS THE 6489 HAS 2 LONG MOUNTING EARS WHILE THE 6488 HAS 1 LONG AND 1 SHORT. CARE MUST BE TAKEN TO INSURE PROPER MOUNTING AND SHIMMING. USE LONG MOUNTING BOLT #12561387 TO REPLACE THE SHORT ONE.</i>						
4.8L (294) V8	11-09		DR	PMGR	6970	
	08-04		DR	PMGR	6494	N6494
	03-01		DR	PMGR	6489	N6489
	00-99		DR	PMGR	6488	N6488
5.0L (305) V8	99		DR	PMGR	6449	N6449
	98-97		DR	DD	6483	N6483
	96-95		DR	DD	6416	N6416
	94-91	w/8mm Battery Post w/10mm Battery Post, 2WD w/10mm Battery Post, 4WD, w/AT w/10mm Battery Post, 4WD, w/MT	DR	DD	6416	N6416
			DR	DD	3510M	N3510M
			DR	DD	3733	N3733
			DR	DD	3510M	N3510M
	90	2WD 4WD, w/AT 4WD, w/MT	DR	DD	3510M	N3510M
DR			DD	3733	N3733	
DR			DD	3510M	N3510M	
89	w/AT w/MT	DR	DD	3733	N3733	
		DR	DD	3510M	N3510M	

# STARTERS / DÉMARREURS / MOTORES DE ARRANQUE

Liter Litre Litro	Year Année Año	Options Options Opciones	Mfg.	Series Série Serie	Reman	New Nouveau Nuevo
<b>CHEVROLET - continued</b>						
<b>C / K / R / V SERIES PICKUPS - continued</b>						
5.0L (305) V8	88-86	2WD	DR	DD	3510M	N3510M
		4WD, w/AT	DR	DD	3733	N3733
		4WD, w/MT	DR	DD	3510M	N3510M
	85	2WD, From Mid 1985	DR	DD	3510M	N3510M
		2WD, To Mid 1985	DR	DD	6313	N6313
		4WD, w/AT	DR	DD	3733	N3733
		4WD, w/MT, From Mid 1985	DR	DD	3510M	N3510M
		4WD, w/MT, To Mid 1985	DR	DD	6313	N6313
	84	2WD	DR	DD	6313	N6313
		4WD, w/AT	DR	DD	3733	N3733
4WD, w/MT		DR	DD	6313	N6313	
83	VIN F	DR	DD	3510M	N3510M	
	VIN H, 2WD	DR	DD	6313	N6313	
	VIN H, 4WD	DR	DD	3733	N3733	
82	2WD	DR	DD	6313	N6313	
	4WD	DR	DD	3733	N3733	
81		DR	DD	3562	N6313	
	80-76		DR	DD	3508	N3510
5.0L (307) V8	73		DR	DD	3664	N3631
			DR	DD	3635	
	71-68	w/AT, Hydromatic	DR	DD	3560	
		w/AT, PowerGlide w/MT	DR	DD	3664	N3631
		DR	DD	3635		
5.3L (322) V8	59-57	wo/Hydromatic Trans	DR	DD	3635	
<b>GM TSB #03-06-03-001 TALKS ABOUT THE STARTER RUNNING EVEN AFTER THE KEY IS RELEASED ON 2003-08 MODELS EQUIPPED WITH THE 5.3L ENGINE. THIS IS A NORMAL CONDITION, AS THE PCM TAKES OVER CONTROL OF THE "START" OPERATION AND HAS A SET TIME THAT IT WILL CRANK THE ENGINE. IT IS POSSIBLE THAT THE ENGINE MAY REQUIRE MORE TIME TO START BECAUSE OF THE SPECIFIC FUEL PUMP USED ON THE 5.3L ENGINE, THEREFORE THE OPERATOR MAY RELEASE THE KEY PRIOR TO ACTUAL START, AND YET THE STARTER MAY STILL CRANK. THIS IS THE PROPER ACTION FOR THIS SYSTEM, AND NO REPAIRS SHOULD BE ATTEMPTED.</b>						
5.3L (323) V8	11-09		DR	PMGR	6970	
	08-03		DR	PMGR	6494	N6494
	02-01		DR	PMGR	6489	N6489
	00-99		DR	PMGR	6488	N6488
5.4L (327) V8	68-66	w/AT, Hydromatic	DR	DD	3560	
		w/AT, PowerGlide	DR	DD	3664	N3631
		w/MT, 3-Spd	DR	DD	3635	
		w/MT, 4-Spd or 5-Spd	DR	DD	3633	
	65-62		DR	DD	3633	
5.7L (348) V8	62-58	wo/Hydromatic Trans	DR	DD	3635	
5.7L (350) V8	00-95	DD Starter	DR	DD	6483	N6483
		PMGR Starter	DR	PMGR	6449	N6449
	94	DD Starter	DR	DD	3510M	N3510M
		PMGR Starter	DR	PMGR	6449	N6449
	93-84	2WD	DR	DD	3510M	N3510M
		4WD, w/AT	DR	DD	3733	N3733
		4WD, w/MT	DR	DD	3510M	N3510M
	83	2WD	DR	DD	3510M	N3510M
		4WD	DR	DD	3733	N3733
	82	VIN L, 2WD	DR	DD	3510M	N3510M
		VIN L, 4WD	DR	DD	3733	N3733
VIN M, 2WD, w/AT		DR	DD	3510M	N3510M	
VIN M, 2WD, w/MT		DR	DD	3686		
VIN M, 4WD		DR	DD	3733	N3733	
81-75		DR	DD	3510	N3510	
74-73		DR	DD	3508	N3510	
72	w/AT	DR	DD	3508	N3510	
	w/MT	DR	DD	3689		

## STARTERS / DÉMARREURS / MOTORES DE ARRANQUE

Liter Litre Litro	Year Année Año	Options Options Opciones	Mfg.	Series Série Serie	Reman	New Nouveau Nuevo
<b>CHEVROLET - continued</b>						
<b>C / K / R / V SERIES PICKUPS - continued</b>						
5.7L (350) V8	71-70	w/MT	DR	DD	3635	
		w/CBC or PowerGlide Trans	DR	DD	3560	
		w/PowerMatic Trans	DR	DD	3635	
	69		DR	DD	3633	
5.7L (350) V8 (Diesel)	81-80		DR	DD	3725	
	79-78		DR	DD	3601	
6.0L (364) V8	11-09		DR	PMGR	6942	
	08-06		DR	PMGR	6757	N6757
	05-00		DR	PMGR	6492	N6492
	99	Original Unit, 1 Long Mtg Bolt and 1 Short Mtg Bolt Suggested Replacement Unit (Need Bolts) - 2 Long Mtg Bolts	DR	PMGR	6482	N6482
6.2L (376) V8	11-09		DR	PMGR	6942	
6.2L (379) V8 (Diesel)	93-89	2WD	DR	OSGR	6469	N6469
		4WD, w/AT	DR	OSGR	6468	N6469
		4WD, w/MT	DR	OSGR	6469	N6469
	88-85	2WD	DR	DD	3764	N6469
		4WD, w/AT	DR	DD	6343	N6469
		4WD, w/MT	DR	DD	3764	N6469
84-82		DR	DD	3764	N6469	
6.5L (395) V8 (Diesel)	02-95		DR	OSGR	6469	N6469
	94-92	2WD	DR	OSGR	6469	N6469
		4WD, w/AT	DR	OSGR	6468	N6469
		4WD, w/MT	DR	OSGR	6469	N6469
6.5L (396) V8	69-68		DR	DD	3635	
6.6L (400) V8	80-75		DR	DD	3510	N3510
6.6L (400) V8 (Diesel)	10-07		HI	OSGR	19020	
	06-01		HI	OSGR	17801	N17801
6.6L (402) V8	72-71	w/AT	DR	DD	3560	
		w/MT	DR	DD	3635	
	70	w/MT	DR	DD	3635	
		w/PowerMatic Trans	DR	DD	3533	
6.7L (409) V8	65-64		DR	DD	3560	
	62	w/3-Spd or 4-Spd Trans	DR	DD	3635	
		w/PowerGlide Trans	DR	DD	3560	
7.4L (454) V8	00-95		DR	PMGR	6449	N6449
	94	DD Starter	DR	DD	3510M	N3510M
		PMGR Starter	DR	PMGR	6449	N6449
	93-84	2WD	DR	DD	3510M	N3510M
		4WD, w/AT	DR	DD	3733	N3733
		4WD, w/MT	DR	DD	3510M	N3510M
	83-82	2WD	DR	DD	3510M	N3510M
		4WD	DR	DD	3733	N3733
81-73		DR	DD	3510	N3510	
8.1L (496) V8	07-03		ND	OSGR	17880	
	02	Delco Unit	DR	PMGR	6449	N6449
		NDenso Unit	ND	OSGR	17880	
01		DR	PMGR	6449	N6449	
<b>CAMARO</b>						
<i>CARE MUST BE TAKEN WHEN REPLACING THE 6442 AND 6470 STARTERS, AS THEY LOOK IDENTICAL, BUT TAKE DIFFERENT LENGTH MOUNTING BOLTS (THE 6470 ARE SHORTER), WHICH CAN CAUSE INSTALLATION PROBLEMS, AND EVEN DAMAGE THE BLOCK, IF "BOTTOMED-OUT".</i>						
<i>GM TSB #57-64-03 DESCRIBES A CONDITION IN 1995 CARS WHERE THE STARTER MAY CONTINUE TO RUN OR CRANK AFTER THE IGNITION SWITCH IS TURNED OFF BECAUSE OF A GROUND IN THE #6 CIRCUIT (USUALLY A PURPLE WIRE) WHICH ALLOWS CURRENT TO BE FED BACK THROUGH THE SOLENOID'S PULL-IN WINDINGS TO GROUND. THIS HOLDS THE PLUNGER IN, WHICH KEEPS THE STARTER RUNNING. THE REPAIR FOR THIS CONDITION IS TO DISCONNECT THE #6 LEAD AT THE "S" TERMINAL OF THE SOLENOID, THEN CHECK FOR ANY RESISTANCE IN THE LINE. IF THERE IS ANYTHING OTHER THAN INFINITE, THEN FIND THE GROUND IN THIS CIRCUIT AND ELIMINATE IT.</i>						
2.5L (151) L4	86-84		DR	DD	6310	N6310
	83	From Mid 1983	DR	DD	6307	
		To Mid 1983	DR	DD	6309	

# STARTERS / DÉMARREURS / MOTORES DE ARRANQUE

Liter Litre Litro	Year Année Año	Options Options Opciones	Mfg.	Series Série Serie	Reman	New Nouveau Nuevo
<b>CHEVROLET - continued</b>						
<b>CAMARO - continued</b>						
2.5L (151) L4	82		DR	DD	6312	N6312
2.8L (173) V6	89-82		DR	DD	6313	N6313
3.1L (189) V6	92-91		DR	DD	6419	N6419
	90		DR	DD	6313	N6313
3.4L (207) V6	95-93		DR	DD	6419	N6419
3.6L (217) V6	11-10		MI	PMGR	17996	
3.8L (229) V6	81		DR	DD	3631	N3631
	80		DR	DD	3502	
3.8L (230) L6	69-67		DR	DD	3664	N3631
3.8L (231) V6	02-98		DR	PMGR	6484	N6484
	97-95		DR	PMGR	6472	N6472
	81-80		DR	DD	3664	N3631
4.1L (250) L6	79-77		DR	DD	3664	N3631
	76-75	w/AT w/MT	DR	DD	3508	N3510
	74-67		DR	DD	3664	N3631
4.4L (267) V8	81-80		DR	DD	3502	
5.0L (302) V8	69-67		DR	DD	3664	N3631
5.0L (305) V8	92-91		DR	DD	6418	N6418
	90-85	w/AT	DR	DD	3838	N3838
		w/MT	DR	DD	6316	N6316
	84-83		DR	DD	6316	N6316
	82	w/AT	DR	DD	6316	N6316
		w/MT	DR	DD	3689	
	81		DR	DD	3502	
	80	Exc California California	DR	DD	3502	
DR			DD	3508	N3510	
79-76	w/AT	DR	DD	3508	N3510	
	w/MT	DR	DD	3689		
5.0L (307) V8	73-69		DR	DD	3664	N3631
5.4L (327) V8	69-67		DR	DD	3664	N3631
5.7L (350) V8	02-98		DR	PMGR	6482	N6482
	97-95		DR	PMGR	6470	N6470
	94-93		DR	PMGR	6442	N6442
	92-87		DR	DD	3838	N3838
	81-70	w/AT	DR	DD	3510	N3510
		w/MT	DR	DD	3689	
	69	w/CBC Trans	DR	DD	3631	N3631
		w/MT, w/2 Mtg Holes	DR	DD	3664	N3631
w/MT, w/3 Mtg Holes		DR	DD	3560		
w/PowerGlide Trans		DR	DD	3560		
68-67		DR	DD	3560		
6.5L (396) V8	70	w/AT	DR	DD	3510	N3510
	w/MT	DR	DD	3560		
69-67		DR	DD	3560		
6.6L (402) V8	72-70	w/AT	DR	DD	3510	N3510
		w/MT	DR	DD	3560	
7.0L (427) V8	69		DR	DD	3560	
7.4L (454) V8	70	w/AT	DR	DD	3510	N3510
		w/MT	DR	DD	3560	
<b>CAPRICE</b>						
<i>THE 6442 AND 6470 STARTERS LOOK IDENTICAL, BUT TAKE DIFFERENT LENGTH MOUNTING BOLTS (THE 6470 ARE SHORTER), WHICH CAN CAUSE INSTALLATION PROBLEMS, AND EVEN DAMAGE THE BLOCK, IF "BOTTOMED-OUT".</i>						
3.8L (229) V6	84		DR	DD	3838	N3838
	83	From Mid 1983	DR	DD	3838	N3838
		To Mid 1983	DR	DD	6316	N6316
	82		DR	DD	6316	N6316
	81		DR	DD	3631	N3631
	80		DR	DD	3502	

## STARTERS / DÉMARREURS / MOTORES DE ARRANQUE

Liter Litre Litro	Year Année Año	Options Options Opciones	Mfg.	Series Série Serie	Reman	New Nouveau Nuevo
<b>CHEVROLET - continued</b>						
<b>CAPRICE - continued</b>						
3.8L (231) V6	85-82		DR	DD	3800	N3838
	81-80		DR	DD	3664	N3631
4.1L (250) L6	79-77		DR	DD	3664	N3631
	72		DR	DD	3664	N3631
	71-69	wo/HD Clutch	DR	DD	3664	N3631
	68-66		DR	DD	3664	N3631
4.3L (262) V6	93-92		DR	DD	6418	N6418
	90-85		DR	DD	3838	N3838
4.3L (265) V8	96		DR	DD	6474	
	95-94		DR	DD	6418	N6418
4.4L (267) V8	82		DR	DD	6316	N6316
	81-80		DR	DD	3502	
4.6L (283) V8	67	w/AT, Hydromatic	DR	DD	3560	
		w/AT, PowerGlide	DR	DD	3664	N3631
		w/MT, 3-Spd	DR	DD	3635	
		w/MT, 4-Spd or 5-Spd	DR	DD	3633	
	66	w/AT, Hydromatic	DR	DD	3560	
		w/AT, PowerGlide	DR	DD	3664	N3631
		w/MT, 3-Spd	DR	DD	3635	
5.0L (305) V8	93-91		DR	DD	6418	N6418
	90-84	VIN E or H	DR	DD	3838	N3838
	83-82		DR	DD	6316	N6316
	81		DR	DD	3502	
	80	Exc California	DR	DD	3502	
		California	DR	DD	3508	N3510
	79-77		DR	DD	3508	N3510
5.0L (307) V8	90-86	VIN Y	DR	DD	6315	N6315
	68	w/Hydromatic Trans	DR	DD	3560	
		wo/Hydromatic Trans	DR	DD	3664	N3631
5.4L (327) V8	69-67	w/Hydromatic Trans	DR	DD	3560	
		wo/Hydromatic Trans	DR	DD	3664	N3631
	66	w/AT, Hydromatic	DR	DD	3560	
		w/AT, PowerGlide	DR	DD	3664	N3631
		w/MT, 3-Spd	DR	DD	3635	
		w/MT, 4-Spd or 5-Spd	DR	DD	3633	
5.7L (350) V8	96		DR	PMGR	6470	N6470
	95-94		DR	PMGR	6442	N6442
	93-85		DR	DD	3510M	N3510M
	82		DR	DD	3510M	N3510M
	81-76		DR	DD	3510	N3510
	75-71	w/AT	DR	DD	3510	N3510
		w/MT	DR	DD	3689	
	70	w/AT, 2-bbl Carb	DR	DD	3508	N3510
		w/AT, 4-bbl Carb	DR	DD	3510	N3510
		w/MT, 2-bbl Carb	DR	DD	3560	
		w/MT, 4-bbl Carb	DR	DD	3560	
	69	w/CBC Trans	DR	DD	3631	N3631
		w/PowerGlide Trans	DR	DD	3560	
		wo/CBC or PowerGlide Trans	DR	DD	3664	N3631
5.7L (350) V8 (Diesel)	85-84		MI	OSGR	16871	
	83-82		DR	OSGR	3741	
	81-80		DR	DD	3725	
6.5L (396) V8	69-66		DR	DD	3560	
6.6L (400) V8	76-70	w/AT	DR	DD	3510	N3510
		w/MT	DR	DD	3689	
6.6L (402) V8	72-71	w/AT	DR	DD	3510	N3510
		w/MT, w/2 Mtg Holes	DR	DD	3689	
		w/MT, w/3 Mtg Holes	DR	DD	3560	
7.0L (427) V8	69-66		DR	DD	3560	



## STARTERS / DÉMARREURS / MOTORES DE ARRANQUE

Liter Litre Litro	Year Année Año	Options Options Opciones	Mfg.	Series Série Serie	Reman	New Nouveau Nuevo
<b>CHEVROLET - continued</b>						
<b>CAPRICE - continued</b>						
7.4L (454) V8	76-70	w/AT w/MT	DR DR	DD DD	3510 3689	N3510
<b>CAVALIER</b>						
1.8L (112) L4	82		DR	DD	6312	N6312
2.0L (122) L4	89-83		DR	DD	6312	N6312
2.2L (134) L4	05-03		DR	PMGR	6493	N6493
	02	VIN 4, OHV VIN F, DOHC, Echotech Eng	DR DR	PMGR PMGR	6491 6493	N6491 N6493
	01-99		DR	PMGR	6481	N6481
	98	DD Starter PMGR Starter	DR DR	DD PMGR	6473 6481	N6473 N6481
	97-96		DR	DD	6473	N6473
	95-94		DR	DD	6415	N6415
	93		DR	DD	6312	N6312
	92	w/8mm Battery Post w/10mm Battery Post	DR DR	DD DD	6415 6312	N6415 N6312
	91-90		DR	DD	6415	N6415
2.3L (138) L4	95		DR	DD	6413	N6413
2.4L (146) L4	02-99		DR	PMGR	6480	N6480
	98-96		DR	DD	6475	N6475
2.8L (173) V6	89-85		DR	DD	6312	N6312
3.1L (189) V6	94-90		DR	DD	6415	N6415
<b>CELEBRITY</b>						
2.5L (151) L4	90-85		DR	DD	6310	N6310
	84	From Mid 1984 To Mid 1984	DR DR	DD DD	6310 6312	N6310 N6312
	83		DR	DD	6309	
	82		DR	DD	6312	N6312
2.8L (173) V6	89-84		DR	DD	6312	N6312
	83	4 5/8" Field Case Length 5 1/8" Field Case Length	DR DR	DD DD	6312 6312	N6312 N6312
	82		DR	DD	6312	N6312
3.1L (189) V6	90		DR	DD	6312	N6312
4.3L (260) V6 (Diesel)	85-84		MI	OSGR	16869	
	83-82		DR	OSGR	3742	
<b>CHEVELLE</b>						
3.2L (194) L6	67-64		DR	DD	3664	N3631
3.8L (230) L6	69-64		DR	DD	3664	N3631
4.1L (250) L6	73-65		DR	DD	3664	N3631
4.6L (283) V8	67-64		DR	DD	3664	N3631
5.0L (307) V8	73-68		DR	DD	3664	N3631
5.4L (327) V8	69-67	w/Hydromatic Trans wo/Hydromatic Trans	DR DR	DD DD	3560 3664	N3631
	66-64		DR	DD	3664	N3631
5.7L (350) V8	73-71	w/AT w/MT	DR DR	DD DD	3510 3689	N3510
	70	w/AT, 2-bbl Carb w/AT, 4-bbl Carb w/MT, 2-bbl Carb w/MT, 4-bbl Carb	DR DR DR DR	DD DD DD DD	3508 3510 3560 3560	N3510 N3510
	69	w/CBC Trans w/MT w/PowerGlide Trans	DR DR DR	DD DD DD	3631 3664 3560	N3631 N3631
6.5L (396) V8	70	w/AT w/MT	DR DR	DD DD	3510 3560	N3510
	69-65		DR	DD	3560	

## STARTERS / DÉMARREURS / MOTORES DE ARRANQUE

Liter Litre Litro	Year Année Año	Options Options Opciones	Mfg.	Series Série Serie	Reman	New Nouveau Nuevo
<b>CHEVROLET - continued</b>						
<b>CHEVELLE - continued</b>						
6.6L (400) V8	71	w/AT w/MT, w/2 Mtg Holes	DR	DD	3510	N3510
	70	w/AT w/MT	DR	DD	3510	N3510
6.6L (402) V8	72	w/AT w/MT	DR	DD	3510	N3510
	71	w/AT w/MT, w/3 Mtg Holes	DR	DD	3510	N3510
	70	w/AT w/MT	DR	DD	3510	N3510
7.4L (454) V8	73-70	w/AT	DR	DD	3510	N3510
		w/MT	DR	DD	3560	
<b>CHEVETTE</b>						
1.4L (85) L4	77-76		DR	DD	6319	
1.6L (98) L4	87-82		DR	DD	6319	
	81	From Mid 1981 To Mid 1981	DR	DD	6319	
	80-76		DR	DD	6319	
1.8L (110) L4 (Diesel)	86-81		HI	OSGR	16740	
<b>CHEVY II - SEE NOVA</b>						
<b>CITATION</b>						
2.5L (151) L4	85		DR	DD	6310	N6310
	84	From Mid 1984 To Mid 1984	DR	DD	6310	N6310
			DR	DD	6312	N6312
	83		DR	DD	6309	
	82-81		DR	DD	6312	N6312
80		DR	DD	3535		
2.8L (173) V6	85-84		DR	DD	6312	N6312
	83	From Mid 1983 To Mid 1983	DR	DD	6312	N6312
			DR	DD	6312	N6312
	82-81		DR	DD	6312	N6312
80		DR	DD	3535		
<b>CLASSIC (FLEET)</b>						
2.2L (134) L4	05-04		DR	PMGR	6493	N6493
<b>COBALT</b>						
2.0L (122) L4	10-08		DR	PMGR	6947	
	07		DR	PMGR	6944	
	06-05		DR	PMGR	6493	N6493
2.2L (134) L4	10-08		DR	PMGR	6947	
	07		DR	PMGR	6944	
	06-05		DR	PMGR	6493	N6493
2.4L (145) L4	08		DR	PMGR	6947	
	07		DR	PMGR	6944	
	06		DR	PMGR	6493	N6493
<b>COLORADO</b>						
2.8L (169) L4	06-04		DR	PMGR	6499	N6499
2.9L (178) L4	11-08		DR	PMGR	6934	
	07		DR	PMGR	6782	N6782
3.5L (211) L5	06-04		DR	PMGR	6499	N6499
3.7L (223) L5	11-08		DR	PMGR	6934	
	07		DR	PMGR	6782	N6782
5.3L (325) V8	11-09		DR	PMGR	6970	

## STARTERS / DÉMARREURS / MOTORES DE ARRANQUE

Liter Litre Litro	Year Année Año	Options Options Opciones	Mfg.	Series Série Serie	Reman	New Nouveau Nuevo
<b>CHEVROLET - continued</b>						
<b>CORSICA</b>						
2.0L (122) L4	89-87		DR	DD	6312	N6312
2.2L (134) L4	96		DR	DD	6473	N6473
	95-94		DR	DD	6415	N6415
	93		DR	DD	6312	N6312
	92	w/8mm Battery Post	DR	DD	6415	N6415
		w/10mm Battery Post	DR	DD	6312	N6312
91-90		DR	DD	6415	N6415	
2.8L (173) V6	89-87		DR	DD	6312	N6312
3.1L (189) V6	96		DR	DD	6473	N6473
	95-91		DR	DD	6415	N6415
	90		DR	DD	6312	N6312
<b>CORVETTE</b>						
<p><i>THE 6442 AND 6470 STARTERS LOOK IDENTICAL, BUT TAKE DIFFERENT LENGTH MOUNTING BOLTS (THE 6470 ARE SHORTER), WHICH CAN CAUSE INSTALLATION PROBLEMS, AND EVEN DAMAGE THE BLOCK, IF "BOTTOMED-OUT".</i></p>						
<p><i>THERE IS A DIFFERENCE BETWEEN OEM No. 128000-4950 (17091) AND THE 128000-8110 (17579). ALTHOUGH THE TWO ARE SIMILAR IN APPEARANCE, THEY SHOULD NOT BE INTERCHANGED.</i></p>						
<p><i>GM TSB #53-64-02 TALKS ABOUT A NO-START CONDITION WHICH MAY EXIST IN SOME 1995 CORVETTE'S BUILT PRIOR TO VIN #S5110803. THE STARTER MAY "CLICK" BUT NOT SPIN, BUT MAY SPIN AFTER THE IGNITION SWITCH IS TURNED OFF AND THEN ON AGAIN. THIS MAY BE THE RESULT OF A BAD CENTRAL CONTROL MODULE (CCM), WHICH MUST BE REPLACED.</i></p>						
4.6L (283) V8	61-57		DR	DD	3635	
5.0L (305) V8	80		DR	DD	3510	N3510
5.4L (327) V8	68-67	w/HD Clutch	DR	DD	3560	
		wo/HD Clutch	DR	DD	3664	N3631
	66-64		DR	DD	3664	N3631
	63-62	w/AT	DR	DD	3664	N3631
w/MT		DR	DD	3635		
5.7L (350) V8	04-97		DR	PMGR	6482	N6482
	96		ND	OSGR	17579	N17579
	95-92	Exc ZR-1	ND	OSGR	17579	N17579
		ZR-1	ND	OSGR	17129	
	91-90	Exc ZR-1	ND	OSGR	17091	N17091
		ZR-1	ND	OSGR	17129	
	89-88		ND	OSGR	17091	N17091
	87-84		DR	DD	3838	N3838
	82		DR	DD	3510M	N3510M
	81-70	w/AT	DR	DD	3510	N3510
w/MT		DR	DD	3689		
69		w/MT, w/2 Mtg Holes	DR	DD	3664	N3631
		DR	DD	3560		
		DR	DD	3560		
6.0L (364) V8	07-06		DR	PMGR	6941	
	05		DR	PMGR	6940	
6.2L (376) V8	11-08		DR	PMGR	6941	
6.5L (396) V8	65		DR	DD	3560	
7.0L (427) V8	11-06		DR	PMGR	6941	
	69-66	Exc 425, 430HP Engs	DR	DD	3560	
425, 430HP Engs		DR	DD	3631	N3631	
7.4L (454) V8	74-70	w/AT	DR	DD	3510	N3510
		w/MT	DR	DD	3689	
<b>CRUZE</b>						
1.8L (110) L4	11		DR		6939	
<b>DEL RAY</b>						
3.9L (235) L6	58		DR	DD	3630	
4.6L (283) V8	58	w/TurboGlide Trans	DR	DD	3689	
		wo/TurboGlide Trans	DR	DD	3635	

## STARTERS / DÉMARREURS / MOTORES DE ARRANQUE

Liter Litre Litro	Year Année Año	Options Options Opciones	Mfg.	Series Série Serie	Reman	New Nouveau Nuevo
<b>CHEVROLET - continued</b>						
<b>DEL RAY - continued</b>						
5.7L (348) V8	58	w/TurboGlide Trans	DR	DD	3689	
		wo/TurboGlide Trans	DR	DD	3635	
<b>EL CAMINO</b>						
3.2L (194) L6	65-64		DR	DD	3664	N3631
3.3L (200) V6	79-78		DR	DD	3502	
3.8L (229) V6	84-83		DR	DD	3838	N3838
	82		DR	DD	6316	N6316
	81		DR	DD	3631	N3631
	80		DR	DD	3502	
3.8L (230) L6	69-64		DR	DD	3664	N3631
3.8L (231) V6	84-82		DR	DD	3800	N3838
	81-78		DR	DD	3664	N3631
4.1L (250) L6	77		DR	DD	3664	N3631
	76-74	w/AT	DR	DD	3508	N3510
		w/MT	DR	DD	3664	N3631
	73-68		DR	DD	3664	N3631
	67	w/AT, PowerGlide	DR	DD	3664	N3631
		w/MT	DR	DD	3635	
4.3L (262) V6	87-85		DR	DD	3838	N3838
4.4L (267) V8	82		DR	DD	6316	N6316
	81-79		DR	DD	3502	
4.6L (283) V8	67-64		DR	DD	3664	N3631
5.0L (305) V8	87-84		DR	DD	3838	N3838
	83-82		DR	DD	6316	N6316
	81		DR	DD	3502	
	80	Exc California	DR	DD	3502	
		California	DR	DD	3508	N3510
	79-78		DR	DD	3502	
	77-76	w/AT	DR	DD	3508	N3510
		w/MT	DR	DD	3689	
5.0L (307) V8	73-68		DR	DD	3664	N3631
5.4L (327) V8	68-67	w/Hydromatic Trans	DR	DD	3560	
		wo/Hydromatic Trans	DR	DD	3664	N3631
	66-64		DR	DD	3664	N3631
5.7L (350) V8	79-71	w/AT	DR	DD	3510	N3510
		w/MT	DR	DD	3689	
	70	w/AT, 2-bbl Carb	DR	DD	3508	N3510
		w/AT, 4-bbl Carb	DR	DD	3510	N3510
		w/MT, 2-bbl Carb	DR	DD	3560	
		w/MT, 4-bbl Carb	DR	DD	3560	
69	w/CBC Trans	DR	DD	3631	N3631	
	w/MT	DR	DD	3664	N3631	
	w/PowerGlide Trans	DR	DD	3560		
5.7L (350) V8 (Diesel)	84		MI	OSGR	16871	
	83		DR	OSGR	3741	
6.5L (396) V8	69-66		DR	DD	3560	
6.6L (400) V8	76-74	w/AT	DR	DD	3510	N3510
		w/MT	DR	DD	3689	
	70	w/AT	DR	DD	3510	N3510
		w/MT, w/2 Mtg Holes	DR	DD	3689	
6.6L (402) V8	72-71	w/AT	DR	DD	3510	N3510
		w/MT	DR	DD	3560	
	70	w/AT	DR	DD	3510	N3510
		w/MT, w/3 Mtg Holes	DR	DD	3560	
7.4L (454) V8	75-70	w/AT	DR	DD	3510	N3510
		w/MT	DR	DD	3689	
<b>EPICA</b>						
2.5L	06-04		DR	PMGR	6751	

## STARTERS / DÉMARREURS / MOTORES DE ARRANQUE

Liter Litre Litro	Year Année Año	Options Options Opciones	Mfg.	Series Série Serie	Reman	New Nouveau Nuevo
<b>CHEVROLET - continued</b>						
<b>EQUINOX</b>						
2.4L (145) L4	11-10		DR	PMGR	6947	
3.0L (182) V6	11-10		MI	PMGR	17997	N17997
3.4L (207) V6	09-07		DR	PMGR	6786	N6786
	06		DR	PMGR	6785	N6785
	05		DR	PMGR	6491	N6491
3.6L (217) V6	09-08		MI	PMGR	17997	N17997
<b>EXPRESS VANS</b>						
4.3L (262) V6	11-08		DR	PMGR	6972	
	07-05		DR	PMGR	6495	N6495
	04	1st Prod	DR	PMGR	6485	N6485
		2nd Prod	DR	PMGR	6495	N6495
	03-01		DR	PMGR	6485	N6485
00-99	DD Starter	DR	DD	6483	N6483	
	PMGR Starter	DR	PMGR	6485	N6485	
4.8L (294) V8	11-08		DR	PMGR	6970	
	07-04		DR	PMGR	6494	N6494
	03		DR	PMGR	6489	N6489
5.0L (305) V8	02-99		DR	PMGR	6449	N6449
5.3L (323) V8	11-08		DR	PMGR	6970	
	07-04		DR	PMGR	6494	N6494
	03		DR	PMGR	6489	N6489
5.7L (350) V8	02-99		DR	PMGR	6449	N6449
6.0L (364) V8	11-09		DR	PMGR	6942	
	08-06		DR	PMGR	6757	N6757
	05-03		DR	PMGR	6492	N6492
6.5L (395) V8 (Diesel)	02-99		DR	OSGR	6469	N6469
6.6L (400) V8 (Diesel)	09-07		HI	OSGR	19020	
	06		HI	OSGR	17801	N17801
7.4L (454) V8	00-99		DR	PMGR	6449	N6449
8.1L (496) V8	02-01		DR	PMGR	6449	N6449
<b>G SERIES VANS</b>						
<p><i>GM TSB #57-64-03 DESCRIBES A CONDITION IN 1995 TRUCKS WHERE THE STARTER MAY CONTINUE TO RUN OR CRANK AFTER THE IGNITION SWITCH IS TURNED OFF BECAUSE OF A GROUND IN THE #6 CIRCUIT (USUALLY A PURPLE WIRE) WHICH ALLOWS CURRENT TO BE FED BACK THROUGH THE SOLENOID'S PULL-IN WINDINGS TO GROUND. THIS HOLDS THE PLUNGER IN, WHICH KEEPS THE STARTER RUNNING. THE REPAIR FOR THIS CONDITION IS TO DISCONNECT THE #6 LEAD AT THE "S" TERMINAL OF THE SOLENOID, THEN CHECK FOR ANY RESISTANCE IN THE LINE. IF THERE IS ANYTHING OTHER THAN INFINITE, THEN FIND THE GROUND IN THIS CIRCUIT AND ELIMINATE IT.</i></p>						
2.5L (153) L4	65-64	w/MT	DR	DD	3635	
		w/PowerGlide Trans	DR	DD	3664	N3631
3.1L (194) L6	66-64		DR	DD	3664	N3631
3.8L (230) L6	69	w/AT	DR	DD	3664	N3631
		w/MT	DR	DD	3635	
4.1L (250) L6	68-66		DR	DD	3664	N3631
			DR	DD	3508M	N3510M
	84-82		DR	DD	3508	N3510
		81-75		DR	DD	3508
	74-73	w/AT	DR	DD	3664	N3631
		w/MT	DR	DD	3689	
	72	Exc G30 Series	DR	DD	3664	N3631
	71	w/MT	DR	DD	3635	
w/PowerGlide Trans		DR	DD	3664	N3631	
70	wo/Hydromatic Trans	DR	DD	3664	N3631	
4.3L (262) V6	69-67		DR	DD	3664	N3631
	98-97		DR	DD	6483	N6483
	96-91		DR	DD	6416	N6416
90-85			DR	DD	3510M	N3510M
			DR	DD	3510M	N3510M
4.8L (292) L6	80-73		DR	DD	3508	N3510
5.0L (305) V8	98-97		DR	DD	6483	N6483
	96-91		DR	DD	6416	N6416
	90-83		DR	DD	3510M	N3510M

## STARTERS / DÉMARREURS / MOTORES DE ARRANQUE

Liter Litre Litro	Year Année Año	Options Options Opciones	Mfg.	Series Série Serie	Reman	New Nouveau Nuevo
<b>CHEVROLET - continued</b>						
<b>G SERIES VANS - continued</b>						
5.0L (305) V8	82	Exc California California	DR	DD	6313	N6313
			DR	DD	3510M	N3510M
	81	VIN F or H VIN G	DR	DD	3510	N3510
	80-77		DR	DD	3508	N3510
5.0L (307) V8	73	w/AT w/MT	DR	DD	3664	N3631
			DR	DD	3689	
	72		DR	DD	3664	N3631
	71-70	w/Hydromatic Trans w/MT w/PowerGlide Trans	DR	DD	3508	N3510
			DR	DD	3560	
	69-68		DR	DD	3664	N3631
5.7L (350) V8	98-95		DR	PMGR	6449	N6449
	94	DD Starter PMGR Starter	DR	DD	3510M	N3510M
			DR	PMGR	6449	N6449
	93-82		DR	DD	3510M	N3510M
	81-73		DR	DD	3510	N3510
	72	w/AT w/MT	DR	DD	3510	N3510
			DR	DD	3689	
	71-70	w/MT w/CBC or PowerGlide Trans	DR	DD	3635	
			DR	DD	3560	
6.2L (379) V8 (Diesel)	93-89		DR	OSGR	6469	N6469
	88-83		DR	DD	3764	N6469
6.5L (395) V8 (Diesel)	98-94		DR	OSGR	6469	N6469
6.6L (400) V8	80-75		DR	DD	3510	N3510
7.4L (454) V8	98-95		DR	PMGR	6449	N6449
	94	DD Starter PMGR Starter	DR	DD	3510M	N3510M
			DR	PMGR	6449	N6449
	93-88		DR	DD	3510M	N3510M
	76-73		DR	DD	3510	N3510
<b>HHR</b>						
2.0L (122) L4	10-08		DR	PMGR	6947	
2.2L (134) L4	11-08		DR	PMGR	6947	
	07		DR	PMGR	6944	
	06		DR	PMGR	6493	N6493
2.4L (145) L4	11-08		DR	PMGR	6947	
	07		DR	PMGR	6944	
	06		DR	PMGR	6493	N6493
<b>IMPALA</b>						
3.4L (207) V6	05-01		DR	PMGR	6491	N6491
	00		DR	PMGR	6481	N6481
3.5L (213) V6	11-06		DR	PMGR	6785	N6785
3.8L (229) V6	84		DR	DD	3838	N3838
	83	From Mid 1983 To Mid 1983	DR	DD	3838	N3838
			DR	DD	6316	N6316
	82		DR	DD	6316	N6316
	81		DR	DD	3631	N3631
	80		DR	DD	3502	
3.8L (230) L6	65-63		DR	DD	3664	N3631
3.8L (231) V6	05-04	w/Supercharger wo/Supercharger	DR	PMGR	6472	N6472
			DR	PMGR	6484	N6484
	03-00		DR	PMGR	6484	N6484
	85-82		DR	DD	3800	N3838
	81-80		DR	DD	3664	N3631
3.9L (235) L6	62-58		DR	DD	3630	
3.9L (237) V6	11-06		DR	PMGR	6785	N6785

# STARTERS / DÉMARREURS / MOTORES DE ARRANQUE

Liter Litre Litro	Year Année Año	Options Options Opciones	Mfg.	Series Série Serie	Reman	New Nouveau Nuevo
<b>CHEVROLET - continued</b>						
<b>IMPALA - continued</b>						
4.1L (250) L6	79-77		DR	DD	3664	N3631
	73-72		DR	DD	3664	N3631
	71-69	wo/HD Clutch	DR	DD	3664	N3631
	68-65		DR	DD	3664	N3631
4.3L (262) V6	85		DR	DD	3838	N3838
4.4L (267) V8	82		DR	DD	6316	N6316
	81-80		DR	DD	3502	
4.6L (283) V8	67-63		DR	DD	3664	N3631
	62		DR	DD	3635	
	61	w/PowerGlide or Synchro Trans w/TurboGlide Trans	DR	DD	3635	
	60-59	w/TurboGlide Trans	DR	DD	3689	
		wo/TurboGlide Trans	DR	DD	3635	
58	w/PowerGlide or Synchro Trans w/TurboGlide Trans	DR	DD	3635		
5.0L (305) V8	85-84		DR	DD	3838	N3838
	83-82		DR	DD	6316	N6316
	81		DR	DD	3502	
	80	Exc California	DR	DD	3502	
		California	DR	DD	3508	N3510
79-77		DR	DD	3508	N3510	
5.0L (307) V8	68	w/Hydromatic Trans	DR	DD	3560	
		wo/Hydromatic Trans	DR	DD	3664	N3631
5.3L (325) V8	09-06		MI	PMGR	17985	
5.4L (327) V8	69-67	w/Hydromatic Trans	DR	DD	3560	
		wo/Hydromatic Trans	DR	DD	3664	N3631
	66-62		DR	DD	3664	N3631
5.7L (348) V8	62-61	w/PowerGlide or Synchro Trans	DR	DD	3635	
		w/TurboGlide Trans	DR	DD	3689	
	60-59	w/TurboGlide Trans	DR	DD	3689	
		wo/TurboGlide Trans	DR	DD	3635	
58-57	w/PowerGlide or Synchro Trans	DR	DD	3635		
	w/TurboGlide Trans	DR	DD	3689		
5.7L (350) V8	96		DR	PMGR	6470	N6470
	95-94		DR	PMGR	6442	N6442
	85-82		DR	DD	3510M	N3510M
	81-76		DR	DD	3510	N3510
	75-71	w/AT	DR	DD	3510	N3510
		w/MT	DR	DD	3689	
	70	w/AT, 2-bbl Carb	DR	DD	3508	N3510
		w/AT, 4-bbl Carb	DR	DD	3510	N3510
w/MT, 2-bbl Carb		DR	DD	3560		
w/MT, 4-bbl Carb		DR	DD	3560		
69	w/CBC Trans	DR	DD	3631	N3631	
	w/MT, w/2 Mtg Holes	DR	DD	3664	N3631	
	w/MT, w/3 Mtg Holes	DR	DD	3560		
	w/PowerGlide Trans	DR	DD	3560		
5.7L (350) V8 (Diesel)	85-84		MI	OSGR	16871	
	83-82		DR	OSGR	3741	
	81-80		DR	DD	3725	
6.5L (396) V8	69-65		DR	DD	3560	
6.6L (400) V8	76-70	w/AT	DR	DD	3510	N3510
		w/MT	DR	DD	3689	
6.6L (402) V8	72-71	w/AT	DR	DD	3510	N3510
		w/MT, w/2 Mtg Holes	DR	DD	3689	
		w/MT, w/3 Mtg Holes	DR	DD	3560	
6.7L (409) V8	65-64		DR	DD	3560	
	63-62	w/3-Spd or 4-Spd Trans	DR	DD	3635	
w/PowerGlide Trans		DR	DD	3560		

## STARTERS / DÉMARREURS / MOTORES DE ARRANQUE

Liter Litre Litro	Year Année Año	Options Options Opciones	Mfg.	Series Série Serie	Reman	New Nouveau Nuevo
<b>CHEVROLET - continued</b>						
<b>IMPALA - continued</b>						
7.0L (427) V8	69-66		DR	DD	3560	
7.4L (454) V8	76-70	w/AT	DR	DD	3510	N3510
		w/MT	DR	DD	3689	
<b>IMPALA SS - SEE IMPALA</b>						
<b>K SERIES PICKUP - SEE C / K / R / V SERIES PICKUPS</b>						
<b>KINGSWOOD</b>						
5.7L (350) V8	72-71	w/AT	DR	DD	3510	N3510
		w/MT	DR	DD	3689	
	70	w/AT, 2-bbl Carb	DR	DD	3508	N3510
		w/AT, 4-bbl Carb	DR	DD	3510	N3510
		w/MT, 2-bbl Carb	DR	DD	3560	
		w/MT, 4-bbl Carb	DR	DD	3560	
	69	w/CBC Trans	DR	DD	3631	N3631
		w/MT, w/2 Mtg Holes	DR	DD	3664	N3631
		w/MT, w/3 Mtg Holes	DR	DD	3560	
		w/PowerGlide Trans	DR	DD	3560	
6.6L (400) V8	72-70	w/AT	DR	DD	3510	N3510
		w/MT	DR	DD	3689	
6.6L (402) V8	72-71	w/AT	DR	DD	3510	N3510
		w/MT, w/2 Mtg Holes	DR	DD	3689	
		w/MT, w/3 Mtg Holes	DR	DD	3560	
7.4L (454) V8	72-70	w/AT	DR	DD	3510	N3510
		w/MT	DR	DD	3689	
<b>LAGUNA</b>						
5.0L (305) V8	76	w/AT	DR	DD	3508	N3510
		w/MT	DR	DD	3689	
5.7L (350) V8	76-73	w/AT	DR	DD	3510	N3510
		w/MT	DR	DD	3689	
6.6L (400) V8	76-74	w/AT	DR	DD	3510	N3510
		w/MT	DR	DD	3689	
7.4L (454) V8	75-73	w/AT	DR	DD	3510	N3510
		w/MT	DR	DD	3689	
<b>LLV (POSTAL VEHICLE)</b>						
2.2L (134) L4	99		DR	PMGR	6481	N6481
	98-97		DR	DD	6473	N6473
	96-94		DR	DD	6415	N6415
2.5L (151) L4	93-87		DR	DD	6330	N6330
<b>LUMINA</b>						
2.2L (133) L4	93		DR	DD	6312	N6312
2.5L (151) L4	92-91		DR	DD	6424	
	90		DR	DD	6310	N6310
3.1L (189) V6	01		DR	PMGR	6491	N6491
	00-97		DR	PMGR	6481	N6481
	96		DR	DD	6473	N6473
	95-91		DR	DD	6415	N6415
	90		DR	DD	6312	N6312
3.4L (207) V6	97-96		DR	PMGR	6472	N6472
	95-91		DR	DD	6424	
3.8L (231) V6	99-98		DR	PMGR	6484	N6484
<b>LUMINA APV</b>						
3.1L (189) V6	95-91		DR	DD	6415	N6415
	90		DR	DD	6312	N6312
3.4L (207) V6	96		DR	DD	6473	N6473
3.8L (231) V6	95-92		DR	DD	6339	N6339



## STARTERS / DÉMARREURS / MOTORES DE ARRANQUE

Liter Litre Litro	Year Année Año	Options Options Opciones	Mfg.	Series Série Serie	Reman	New Nouveau Nuevo
<b>CHEVROLET - continued</b>						
<b>LUV</b>						
1.8L (111) L4	82-76		HI	DD	16270	
	75-72		HI	DD	16190	
2.2L (134) L4 (Diesel)	82-81		ND	OSGR	16739	
<b>MALIBU</b>						
2.2L (134) L4	08		DR	PMGR	6947	
	07		DR	PMGR	6944	
	06-04		DR	PMGR	6493	N6493
2.4L (145) L4	11-08		DR	PMGR	6947	
2.4L (146) L4	99-97		DR	PMGR	6480	N6480
3.1L (189) V6	03-01		DR	PMGR	6491	N6491
	00-97		DR	PMGR	6481	N6481
3.2L (194) L6	66-64		DR	DD	3664	N3631
3.3L (200) V6	79-78		DR	DD	3502	
3.5L (213) V6	10-07		DR	PMGR	6786	N6786
	06		DR	PMGR	6783	
	05-04		DR	PMGR	6491	N6491
3.6L (217) V6	11-08		MI	PMGR	17997	N17997
3.8L (229) V6	83		DR	DD	3838	N3838
	82		DR	DD	6316	N6316
	81		DR	DD	3631	N3631
	80		DR	DD	3502	
3.8L (230) L6	67-64		DR	DD	3664	N3631
3.8L (231) V6	83-82		DR	DD	3800	N3838
	81-78		DR	DD	3664	N3631
3.9L (237) V6	07-06		DR	PMGR	6786	N6786
4.1L (250) L6	77		DR	DD	3664	N3631
	76-75	w/AT	DR	DD	3508	N3510
		w/MT	DR	DD	3664	N3631
	74-73		DR	DD	3664	N3631
	67	w/AT, CBC or PowerGlide	DR	DD	3664	N3631
w/MT		DR	DD	3635		
4.3L (260) V6 (Diesel)	83-82		DR	OSGR	3741	
4.4L (267) V8	82		DR	DD	6316	N6316
	81-79		DR	DD	3502	
4.6L (283) V8	67-64		DR	DD	3664	N3631
5.0L (305) V8	83-82		DR	DD	6316	N6316
	81		DR	DD	3502	
	80	Exc California	DR	DD	3502	
		California	DR	DD	3508	N3510
	79-78		DR	DD	3502	
	77-76	w/AT	DR	DD	3508	N3510
w/MT		DR	DD	3689		
5.0L (307) V8	73		DR	DD	3664	N3631
5.4L (327) V8	67	w/Hydromatic Trans	DR	DD	3560	
		wo/Hydromatic Trans	DR	DD	3664	N3631
	66-64		DR	DD	3664	N3631
5.7L (350) V8	81-80		DR	DD	3502	
	79-73	w/AT	DR	DD	3510	N3510
		w/MT	DR	DD	3689	
5.7L (350) V8 (Diesel)	83-82		DR	OSGR	3741	
6.5L (396) V8	67-66		DR	DD	3560	
6.6L (400) V8	76-74	w/AT	DR	DD	3510	N3510
		w/MT	DR	DD	3689	
7.4L (454) V8	75-73	w/AT	DR	DD	3510	N3510
		w/MT	DR	DD	3689	

## STARTERS / DÉMARREURS / MOTORES DE ARRANQUE

Liter Litre Litro	Year Année Año	Options Options Opciones	Mfg.	Series Série Serie	Reman	New Nouveau Nuevo
<b>CHEVROLET - continued</b>						
<b>METRO</b>						
1.0L (61) L3	00-98	w/AT w/MT	MI,ND MI,ND	PMGR DD	17142 16971	N17142
1.3L (79) L4	01-98	w/AT w/MT	MI,ND MI,ND	PMGR DD	17142 16971	N17142
<b>MONTE CARLO</b>						
3.1L (189) V6	99-97		DR	PMGR	6481	N6481
	96		DR	DD	6473	N6473
	95		DR	DD	6415	N6415
3.3L (200) V6	79-78		DR	DD	3502	
3.4L (207) V6	05-01		DR	PMGR	6491	N6491
	00		DR	PMGR	6481	N6481
	97-96		DR	PMGR	6472	N6472
	95		DR	DD	6424	
3.5L (213) V6	07-06		DR	PMGR	6785	N6785
3.8L (229) V6	84		DR	DD	3838	N3838
	83-82		DR	DD	6316	N6316
	81	VIN K	DR	DD	3631	N3631
	80	VIN K	DR	DD	3502	
3.8L (231) V6	05-04	w/Supercharger wo/Supercharger	DR DR	PMGR PMGR	6472 6484	N6472 N6484
	03-98		DR	PMGR	6484	N6484
	87-82		DR	DD	3800	N3838
	81-80	VIN 3 or A	DR	DD	3664	N3631
	79-78		DR	DD	3664	N3631
3.9L (237) V6	07-06		DR	PMGR	6785	N6785
4.3L (260) V6 (Diesel)	83-82		DR	OSGR	3741	
4.3L (262) V6	88-85		DR	DD	3838	N3838
4.4L (267) V8	82		DR	DD	6316	N6316
	81		DR	DD	3502	
	80	w/AT w/MT	DR DR	DD DD	3508 3502	N3510
	79		DR	DD	3502	
5.0L (305) V8	88-84		DR	DD	3838	N3838
	83-82		DR	DD	6316	N6316
	81		DR	DD	3502	
	80	Exc California California	DR DR	DD DD	3502 3508	N3510
	79		DR	DD	3508	N3510
	78		DR	DD	3502	
	77-76		DR	DD	3508	N3510
5.0L (307) V8	72-68		DR	DD	3664	N3631
5.3L (325) V8	07-06		MI	PMGR	17985	
5.7L (350) V8	81		DR	DD	3510	N3510
	77-70	w/AT w/MT	DR DR	DD DD	3510 3689	N3510
5.7L (350) V8 (Diesel)	84		MI	OSGR	16871	
	83-82		DR	OSGR	3741	
6.6L (400) V8	76-70	w/AT	DR	DD	3510	N3510
		w/MT	DR	DD	3689	
6.6L (402) V8	72-70	w/AT	DR	DD	3510	N3510
		w/MT	DR	DD	3689	
7.4L (454) V8	75-70	w/AT	DR	DD	3510	N3510
		w/MT	DR	DD	3689	
<b>MONZA</b>						
2.3L (140) L4	77-75		DR	DD	3525	
2.5L (151) L4	80-78		DR	DD	3502	
3.2L (196) V6	79-78		DR	DD	3664	N3631

## STARTERS / DÉMARREURS / MOTORES DE ARRANQUE

Liter Litre Litro	Year Année Año	Options Options Opciones	Mfg.	Series Série Serie	Reman	New Nouveau Nuevo
<b>CHEVROLET - continued</b>						
<b>MONZA - continued</b>						
3.8L (231) V6	80-78		DR	DD	3664	N3631
4.3L (262) V8	76-75		DR	DD	3664	N3631
5.0L (305) V8	79	w/AT	DR	DD	3631	N3631
		w/MT	DR	DD	3508	N3510
	78-76	w/AT	DR	DD	3508	N3510
		w/MT	DR	DD	3689	
5.7L (350) V8	75	w/AT	DR	DD	3510	N3510
		w/MT	DR	DD	3560	
<b>MOTORHOME</b>						
5.7L (350) V8	86-82		DR	DD	3510M	N3510M
	81-72		DR	DD	3510	N3510
	71		DR	DD	3689	
6.2L (379) V8 (Diesel)	86-82		DR	DD	3764	N6469
6.6L (403) V8	78-77		DR	DD	3629	
7.4L (454) V8	86-82		DR	DD	3510M	N3510M
	81-73		DR	DD	3510	N3510
7.5L (455) V8	76-73	Oldsmobile Eng	DR	DD	3629	
<b>NOVA</b>						
1.6L (98) L4	88	DOHC	ND	OSGR	16829	
		SOHC	ND	OSGR	16802	
	87-85		ND	OSGR	16802	
2.5L (153) L4	70-62		DR	DD	3664	N3631
3.2L (194) L6	67-62		DR	DD	3664	N3631
3.8L (230) L6	70-63		DR	DD	3664	N3631
4.1L (250) L6	79-77		DR	DD	3664	N3631
	76-75	w/AT	DR	DD	3508	N3510
		w/MT	DR	DD	3664	N3631
	74-67		DR	DD	3664	N3631
4.3L (262) V8	75		DR	DD	3664	N3631
4.6L (283) V8	67-60		DR	DD	3664	N3631
5.0L (305) V8	79-76	w/AT	DR	DD	3508	N3510
		w/MT	DR	DD	3689	
5.0L (307) V8	73-68		DR	DD	3664	N3631
5.4L (327) V8	68-65		DR	DD	3664	N3631
5.7L (350) V8	79-70	w/AT	DR	DD	3510	N3510
		w/MT	DR	DD	3689	
	69	w/CBC Trans	DR	DD	3631	N3631
		w/MT	DR	DD	3664	N3631
		w/PowerGlide Trans	DR	DD	3560	
68		DR	DD	3664	N3631	
6.5L (396) V8	70-68	w/AT	DR	DD	3510	N3510
		w/MT, w/2 Mtg Holes	DR	DD	3560	
		w/MT, w/3 Mtg Holes	DR	DD	3689	
6.6L (402) V8	70	w/AT	DR	DD	3510	N3510
		w/MT	DR	DD	3560	
<b>ONE-FIFTY SERIES</b>						
3.9L (235) L6	57		DR	DD	3630	
4.3L (265) V8	57	w/TurboGlide Trans	DR	DD	3689	
		wo/TurboGlide Trans	DR	DD	3635	
4.6L (283) V8	57	w/TurboGlide Trans	DR	DD	3689	
		wo/TurboGlide Trans	DR	DD	3635	
<b>OPTRA</b>						
2.0L	07-04		DR	PMGR	6724	

## STARTERS / DÉMARREURS / MOTORES DE ARRANQUE

Liter Litre Litro	Year Année Año	Options Options Opciones	Mfg.	Series Série Serie	Reman	New Nouveau Nuevo
<b>CHEVROLET - continued</b>						
<b>P SERIES TRUCKS</b>						
<i>GM TSB #57-64-03 DESCRIBES A CONDITION IN 1995 TRUCKS WHERE THE STARTER MAY CONTINUE TO RUN OR CRANK AFTER THE IGNITION SWITCH IS TURNED OFF BECAUSE OF A GROUND IN THE #6 CIRCUIT (USUALLY A PURPLE WIRE) WHICH ALLOWS CURRENT TO BE FED BACK THROUGH THE SOLENOID'S PULL-IN WINDINGS TO GROUND. THIS HOLDS THE PLUNGER IN, WHICH KEEPS THE STARTER RUNNING. THE REPAIR FOR THIS CONDITION IS TO DISCONNECT THE #6 LEAD AT THE "S" TERMINAL OF THE SOLENOID, THEN CHECK FOR ANY RESISTANCE IN THE LINE. IF THERE IS ANYTHING OTHER THAN INFINITE, THEN FIND THE GROUND IN THIS CIRCUIT AND ELIMINATE IT.</i>						
2.5L (153) L4	65-64	w/MT w/PowerGlide Trans	DR	DD	3635	
			DR	DD	3664	N3631
	63		DR	DD	3664	N3631
3.1L (194) L6	66		DR	DD	3664	N3631
3.8L (230) L6	69	w/AT w/MT	DR	DD	3664	N3631
	68-66		DR	DD	3664	N3631
	65-63	w/AT w/MT	DR	DD	3664	N3631
			DR	DD	3635	
3.9L (235) L6	62		DR	DD	3630	
	61-60	w/MT	DR	DD	3630	
4.1L (250) L6	74-73	P1/P2 Series, w/AT	DR	DD	3664	N3631
		P1/P2 Series, w/MT	DR	DD	3508	N3510
		P3 Series	DR	DD	3508	N3510
	72	w/AT w/MT	DR	DD	3664	N3631
			DR	DD	3635	
71-66	w/MT	DR	DD	3635		
	w/CBC or PowerGlide Trans	DR	DD	3664	N3631	
4.3L (262) V6	99-96		DR	PMGR	6449	N6449
	95-90		DR	DD	6416	N6416
4.6L (283) V8	62	w/AT, Hydromatic	DR	DD	3560	
		w/AT, PowerGlide	DR	DD	3664	N3631
		w/MT, 3-Spd	DR	DD	3635	
61	wo/Hydromatic Trans	DR	DD	3635		
4.8L (292) L6	89-82		DR	DD	3508M	N3510M
	81-78		DR	DD	3508	N3510
	77-76	w/4-Spd Trans	DR	DD	3635	
		wo/4-Spd Trans	DR	DD	3508	N3510
	75		DR	DD	3508	N3510
	74-73	w/AT	DR	DD	3508	N3510
		w/MT	DR	DD	3635	
72	w/MT	DR	DD	3635		
71-63	w/MT	DR	DD	3635		
	w/PowerGlide Trans	DR	DD	3664	N3631	
5.0L (307) V8	73	w/AT	DR	DD	3664	N3631
		w/MT	DR	DD	3689	
	72		DR	DD	3635	
71-68	w/Hydromatic Trans	DR	DD	3560		
	w/MT	DR	DD	3635		
	w/PowerGlide Trans	DR	DD	3664	N3631	
5.4L (327) V8	69	w/Hydromatic Trans	DR	DD	3560	
		wo/Hydromatic Trans	DR	DD	3664	N3631
	68	w/AT, Hydromatic	DR	DD	3560	
		w/AT, PowerGlide	DR	DD	3664	N3631
		w/MT, 3-Spd	DR	DD	3635	
	62	w/MT, 4-Spd or 5-Spd	DR	DD	3633	
62	w/AT, Hydromatic	DR	DD	3560		
	w/AT, PowerGlide	DR	DD	3664	N3631	
	w/MT, 3-Spd	DR	DD	3635		
	w/MT, 4-Spd or 5-Spd	DR	DD	3633		
5.7L (348) V8	62	w/PowerGlide or Synchro Trans	DR	DD	3635	
		w/TurboGlide Trans	DR	DD	3689	
	61	wo/Hydromatic Trans	DR	DD	3635	

## STARTERS / DÉMARREURS / MOTORES DE ARRANQUE

Liter Litre Litro	Year Année Año	Options Options Opciones	Mfg.	Series Série Serie	Reman	New Nouveau Nuevo
<b>CHEVROLET - continued</b>						
<b>P SERIES TRUCKS - continued</b>						
5.7L (350) V8	99-95		DR	PMGR	6449	N6449
	94	DD Starter	DR	DD	3510M	N3510M
		PMGR Starter	DR	PMGR	6449	N6449
	93-91		DR	DD	3510M	N3510M
	90-89	w/Disc Brakes	DR	DD	3510M	N3510M
		wo/Disc Brakes	DR	DD	3686	
	88-87	VIN K	DR	DD	3510M	N3510M
		VIN M, w/AT	DR	DD	3510M	N3510M
		VIN M, w/MT, w/Disc Brakes	DR	DD	3510M	N3510M
		VIN M, w/MT, wo/Disc Brakes	DR	DD	3686	
	86-84	P2 Series	DR	DD	3510M	N3510M
		P3 Series, w/AT	DR	DD	3510M	N3510M
		P3 Series, w/MT, w/Disc Brakes	DR	DD	3510M	N3510M
		P3 Series, w/MT, wo/Disc Brakes	DR	DD	3686	
	83-82	w/Disc Brakes	DR	DD	3686	
		wo/Disc Brakes	DR	DD	3510M	N3510M
	81-79	w/Disc Brakes	DR	DD	3686	
wo/Disc Brakes		DR	DD	3510	N3510	
78		DR	DD	3686		
77-75		DR	DD	3510	N3510	
74-73	P32 Chassis	DR	DD	3510	N3510	
	P42 Chassis, Exc P3 Series	DR	DD	3508	N3510	
	P42 Chassis, P3 Series	DR	DD	3635		
72	w/AT	DR	DD	3508	N3510	
	w/MT	DR	DD	3635		
71-70	w/MT	DR	DD	3635		
	w/PowerGlide Trans	DR	DD	3560		
	w/PowerMatic Trans	DR	DD	3635		
69		DR	DD	3633		
6.2L (379) V8 (Diesel)	93-89		DR	OSGR	6469	N6469
	88-82		DR	DD	3764	N6469
6.5L (395) V8 (Diesel)	99-94		DR	OSGR	6469	N6469
6.6L (402) V8	72	w/AT	DR	DD	3560	
		w/MT	DR	DD	3635	
6.7L (409) V8	65-64		DR	DD	3560	
	62	w/3-Spd or 4-Spd Trans	DR	DD	3635	
		w/PowerGlide Trans	DR	DD	3560	
7.4L (454) V8	99-95		DR	PMGR	6449	N6449
	94	DD Starter	DR	DD	3510M	N3510M
		PMGR Starter	DR	PMGR	6449	N6449
	93-82		DR	DD	3510M	N3510M
81-73		DR	DD	3510	N3510	
<b>PRIZM</b>						
1.8L (110) L4	02-98		ND	OSGR	17727	N17727
<b>R SERIES PICKUP - SEE C / K / R / V SERIES PICKUPS</b>						
<b>S10 PICKUP</b>						
1.9L (119) L4	85-82		HI	DD	16877	
2.0L (122) L4	84-83		DR	DD	6318	
2.2L (134) L4	03-02		DR	PMGR	6491	N6491
	01-99		DR	PMGR	6481	N6481
	98-97		DR	DD	6473	N6473
	96-94		DR	DD	6415	N6415
2.2L (134) L4 (Diesel)	85-83		ND	OSGR	16739	
2.5L (151) L4	93-85		DR	DD	6330	N6330
2.8L (173) V6	93-82		DR	DD	6313	N6313

## STARTERS / DÉMARREURS / MOTORES DE ARRANQUE

Liter Litre Litro	Year Année Año	Options Options Opciones	Mfg.	Series Série Serie	Reman	New Nouveau Nuevo	
<b>CHEVROLET - continued</b>							
<b>S10 PICKUP - continued</b>							
4.3L ENGINES USE THE 6407 AS STANDARD EQUIPMENT FROM 1990-1988. THIS IS A PERMANENT MAGNET GEAR REDUCTION STARTER WHICH HAS A HIGHER THAN NORMAL EARLY FAILURE RATE. IN MANY CASES, BOTH THE 6313 (5MT STARTER) AND THE 6416 (SD260 STARTER) WILL FIT IN PLACE OF THE 6407 (PG200 PMGR STARTER), AND WORK FINE. CARE MUST BE TAKEN WHEN INSTALLING TO ENSURE PROPER FIT, INCLUDING PROPER SHIMMING. THIS INTERCHANGE MAY NOT ALWAYS WORK DUE TO LIMITED INSTALLATION SPACE.							
4.3L (262) V6	04	1st Prod	DR	PMGR	6485	N6485	
		2nd Prod	DR	PMGR	6495	N6495	
	03-99		DR	PMGR	6485	N6485	
		98-96		DR	PMGR	6449	N6449
		95-91		DR	DD	6416	N6416
	90-88	Originally Equipped, PMGR Starter Replacement Unit, DD Starter, 5MT Replacement Unit, DD Starter, SD210		DR	PMGR	6407	N6407
			DR	DD	6313	N6313	
			DR	DD	6416	N6416	
<b>SILVERADO PICKUP - SEE C / K / R / V SERIES PICKUPS</b>							
<b>SPECTRUM</b>							
1.5L (92) L4	88-87	w/Turbo	ND	DD	16883		
		wo/Turbo, w/AT	ND	DD	16880		
		wo/Turbo, w/MT	ND	DD	16879		
	86-85	w/AT w/MT		ND	DD	16880	
				ND	DD	16879	
<b>SPRINT</b>							
1.0L (61) L3	91-89	w/AT	MI,ND	PMGR	17142	N17142	
		w/MT	MI,ND	DD	16971		
	88-85	w/AT w/MT		ND	OSGR	17143	
				MI,ND	DD	16971	
<b>SSR</b>							
5.3L (323) V8	04-03		DR	PMGR	6494	N6494	
6.0L (364) V8	06		DR	PMGR	6757	N6757	
	05		DR	PMGR	6492	N6492	
<b>SUBURBAN</b>							
GM TSB #03-06-03-001 TALKS ABOUT THE STARTER RUNNING EVEN AFTER THE KEY IS RELEASED ON 2003-08 MODELS EQUIPPED WITH THE 5.3L ENGINE. THIS IS A NORMAL CONDITION, AS THE PCM TAKES OVER CONTROL OF THE "START" OPERATION AND HAS A SET TIME THAT IT WILL CRANK THE ENGINE. IT IS POSSIBLE THAT THE ENGINE MAY REQUIRE MORE TIME TO START BECAUSE OF THE SPECIFIC FUEL PUMP USED ON THE 5.3L ENGINE, THEREFORE THE OPERATOR MAY RELEASE THE KEY PRIOR TO ACTUAL START, AND YET THE STARTER MAY STILL CRANK. THIS IS THE PROPER ACTION FOR THIS SYSTEM, AND NO REPAIRS SHOULD BE ATTEMPTED.							
THERE HAVE BEEN PROBLEMS WITH THE MOUNTING AREAS BREAKING ON THE 6488S STARTER. THE 6489 HAS BEEN USED BY DELCO (AND OTHERS) TO REPLACE THE 6488, AS THE 6489 HAS 2 LONG MOUNTING EARS WHILE THE 6488 HAS 1 LONG AND 1 SHORT. CARE MUST BE TAKEN TO INSURE PROPER MOUNTING AND SHIMMING. USE LONG MOUNTING BOLT #12561387 TO REPLACE THE SHORT ONE.							
3.8L (230) L6	67		DR	DD	3664	N3631	
	66-63	w/AT	DR	DD	3664	N3631	
		w/MT	DR	DD	3635		
3.9L (235) L6	62		DR	DD	3630		
	61-60	w/MT	DR	DD	3630		
4.1L (250) L6	80-75		DR	DD	3508	N3510	
	74-73	w/AT	DR	DD	3664	N3631	
		w/MT	DR	DD	3508	N3510	
	72	w/AT	DR	DD	3664	N3631	
		w/MT	DR	DD	3635		
71-66	w/AT, PowerGlide w/MT	DR	DD	3664	N3631		
4.6L (283) V8	67	w/AT, Hydromatic	DR	DD	3560		
		w/AT, PowerGlide	DR	DD	3664	N3631	
		w/MT, 3-Spd	DR	DD	3635		
		w/MT, 4-Spd or 5-Spd	DR	DD	3633		
	66-63	w/AT, Hydromatic	DR	DD	3560		
		w/AT, PowerGlide	DR	DD	3664	N3631	
		w/MT, 3-Spd	DR	DD	3635		

# STARTERS / DÉMARREURS / MOTORES DE ARRANQUE

Liter Litre Litro	Year Année Año	Options Options Opciones	Mfg.	Series Série Serie	Reman	New Nouveau Nuevo
<b>CHEVROLET - continued</b>						
<b>SUBURBAN - continued</b>						
4.6L (283) V8	62	w/MT, 3-Spd	DR	DD	3635	
	61	wo/Hydromatic Trans	DR	DD	3635	
4.8L (292) L6	86-84	w/AT	DR	DD	3733	N3733
		w/MT	DR	DD	3508M	N3510M
	82	2WD	DR	DD	3733	N3733
		4WD	DR	DD	3508M	N3510M
	81-78		DR	DD	3508	N3510
	77-76	w/3-Spd MT	DR	DD	3508	N3510
		w/4-Spd MT	DR	DD	3635	
		w/AT	DR	DD	3508	N3510
	75-73		DR	DD	3508	N3510
	72	w/MT	DR	DD	3635	
	71-69	w/AT, PowerGlide	DR	DD	3664	N3631
		w/MT	DR	DD	3635	
68		DR	DD	3635		
67-66	w/MT	DR	DD	3635		
	w/PowerGlide Trans	DR	DD	3664	N3631	
65-63		DR	DD	3635		
5.0L (305) V8	87		DR	DD	3510M	N3510M
	86	2WD	DR	DD	3510M	N3510M
		4WD, w/AT	DR	DD	3733	N3733
		4WD, w/MT	DR	DD	3510M	N3510M
	85	2WD, From Mid 1985	DR	DD	3510M	N3510M
		2WD, To Mid 1985	DR	DD	6313	N6313
		4WD, w/AT	DR	DD	3733	N3733
		4WD, w/MT, From Mid 1985	DR	DD	3510M	N3510M
		4WD, w/MT, To Mid 1985	DR	DD	6313	N6313
	84	2WD	DR	DD	6313	N6313
		4WD, w/AT	DR	DD	3733	N3733
		4WD, w/MT	DR	DD	6313	N6313
83	VIN F	DR	DD	3510M	N3510M	
	VIN H, 2WD	DR	DD	6313	N6313	
	VIN H, 4WD	DR	DD	3733	N3733	
82	2WD	DR	DD	6313	N6313	
	4WD	DR	DD	3733	N3733	
81		DR	DD	3562	N6313	
80-76		DR	DD	3508	N3510	
5.0L (307) V8	73		DR	DD	3664	N3631
	72		DR	DD	3635	
	71-68	w/AT, Hydromatic	DR	DD	3560	
w/AT, PowerGlide		DR	DD	3664	N3631	
w/MT		DR	DD	3635		
<b>GM TSB #03-06-03-001 TALKS ABOUT THE STARTER RUNNING EVEN AFTER THE KEY IS RELEASED ON 2003-08 MODELS EQUIPPED WITH THE 5.3L ENGINE. THIS IS A NORMAL CONDITION, AS THE PCM TAKES OVER CONTROL OF THE "START" OPERATION AND HAS A SET TIME THAT IT WILL CRANK THE ENGINE. IT IS POSSIBLE THAT THE ENGINE MAY REQUIRE MORE TIME TO START BECAUSE OF THE SPECIFIC FUEL PUMP USED ON THE 5.3L ENGINE, THEREFORE THE OPERATOR MAY RELEASE THE KEY PRIOR TO ACTUAL START, AND YET THE STARTER MAY STILL CRANK. THIS IS THE PROPER ACTION FOR THIS SYSTEM, AND NO REPAIRS SHOULD BE ATTEMPTED.</b>						
5.3L (323) V8	11-09		DR	PMGR	6970	
	08-03		DR	PMGR	6494	N6494
	02-01		DR	PMGR	6489	N6489
	00		DR	PMGR	6488	N6488
5.4L (327) V8	68-66	w/AT, Hydromatic	DR	DD	3560	
		w/AT, PowerGlide	DR	DD	3664	N3631
		w/MT, 3-Spd	DR	DD	3635	
		w/MT, 4-Spd or 5-Spd	DR	DD	3633	
	62		DR	DD	3633	
5.7L (348) V8	62	w/PowerGlide or Synchro Trans	DR	DD	3635	
		w/TurboGlide Trans	DR	DD	3689	
	61	wo/Hydromatic Trans	DR	DD	3635	

## STARTERS / DÉMARREURS / MOTORES DE ARRANQUE

Liter Litre Litro	Year Année Año	Options Options Opciones	Mfg.	Series Série Serie	Reman	New Nouveau Nuevo
<b>CHEVROLET - continued</b>						
<b>SUBURBAN - continued</b>						
5.7L (350) V8	99-95	DD Starter PMGR Starter	DR	DD	6483	N6483
			DR	PMGR	6449	N6449
	94	DD Starter PMGR Starter	DR	DD	3510M	N3510M
			DR	PMGR	6449	N6449
	93-91	2WD 4WD	DR	DD	3510M	N3510M
			DR	DD	3733	N3733
	90-84	2WD 4WD, w/AT 4WD, w/MT	DR	DD	3510M	N3510M
			DR	DD	3733	N3733
			DR	DD	3510M	N3510M
	83	2WD 4WD	DR	DD	3510M	N3510M
			DR	DD	3733	N3733
	82	VIN L, 2WD VIN L, 4WD VIN M, 2WD, w/AT VIN M, 2WD, w/MT VIN M, 4WD	DR	DD	3510M	N3510M
			DR	DD	3733	N3733
			DR	DD	3510M	N3510M
			DR	DD	3686	
		DR	DD	3733	N3733	
81-75		DR	DD	3510	N3510	
74-73		DR	DD	3508	N3510	
72	w/AT w/MT	DR	DD	3508	N3510	
		DR	DD	3689		
71-70	w/MT w/CBC or PowerGlide Trans w/PowerMatic Trans	DR	DD	3635		
		DR	DD	3560		
		DR	DD	3635		
69		DR	DD	3633		
5.7L (350) V8 (Diesel)	81-80		DR	DD	3725	
	79-78		DR	DD	3601	
6.0L (364) V8	11-09		DR	PMGR	6942	
	08-06		DR	PMGR	6757	N6757
	05-00		DR	PMGR	6492	N6492
6.2L (379) V8 (Diesel)	91	2WD 4WD	DR	OSGR	6469	N6469
			DR	OSGR	6468	N6469
90-89	2WD 4WD, w/AT 4WD, w/MT	DR	OSGR	6469	N6469	
		DR	OSGR	6468	N6469	
		DR	OSGR	6469	N6469	
88-85	2WD 4WD, w/AT 4WD, w/MT	DR	DD	3764	N6469	
		DR	DD	6343	N6469	
		DR	DD	3764	N6469	
84	w/AT w/MT	DR	DD	6343	N6469	
		DR	DD	3764	N6469	
83-82		DR	DD	3764	N6469	
6.5L (395) V8 (Diesel)	99-95		DR	OSGR	6469	N6469
	94	2WD 4WD	DR	OSGR	6469	N6469
			DR	OSGR	6468	N6469
6.5L (396) V8	69-68		DR	DD	3635	
6.6L (400) V8	80-75		DR	DD	3510	N3510
6.6L (402) V8	72-71	w/AT w/MT	DR	DD	3560	
			DR	DD	3635	
	70	w/MT w/PowerMatic Trans	DR	DD	3635	
			DR	DD	3533	
6.7L (409) V8	65-64		DR	DD	3560	
	62	w/3-Spd or 4-Spd Trans w/PowerGlide Trans	DR	DD	3635	
			DR	DD	3560	
7.4L (454) V8	99-95		DR	PMGR	6449	N6449
	94	DD Starter PMGR Starter	DR	DD	3510M	N3510M
			DR	PMGR	6449	N6449
	93-92	2WD 4WD	DR	DD	3510M	N3510M
			DR	DD	3733	N3733
	91		DR	DD	3510M	N3510M



# STARTERS / DÉMARREURS / MOTORES DE ARRANQUE

Liter Litre Litro	Year Année Año	Options Options Opciones	Mfg.	Series Série Serie	Reman	New Nouveau Nuevo
<b>CHEVROLET - continued</b>						
<b>SUBURBAN - continued</b>						
7.4L (454) V8	90	2WD	DR	DD	3510M	N3510M
		4WD, w/AT	DR	DD	3733	N3733
		4WD, w/MT	DR	DD	3510M	N3510M
	89		DR	DD	3510M	N3510M
	88-87	2WD	DR	DD	3510M	N3510M
		4WD, w/AT	DR	DD	3733	N3733
		4WD, w/MT	DR	DD	3510M	N3510M
	86		DR	DD	3510M	N3510M
	85	2WD	DR	DD	3510M	N3510M
		4WD, w/AT	DR	DD	3733	N3733
4WD, w/MT		DR	DD	3510M	N3510M	
84-82	2WD	DR	DD	3510M	N3510M	
81-73		DR	DD	3510	N3510	
8.1L (496) V8	06-03		ND	OSGR	17880	
	02	Delco Unit	DR	PMGR	6449	N6449
		NDenso Unit	ND	OSGR	17880	
01		DR	PMGR	6449	N6449	
<b>TAHOE</b>						
<i>THERE HAVE BEEN PROBLEMS WITH THE MOUNTING AREAS BREAKING ON THE 6488 STARTER. THE 6489 HAS BEEN USED BY DELCO (AND OTHERS) TO REPLACE THE 6488, AS THE 6489 HAS 2 LONG MOUNTING EARS WHILE THE 6488 HAS 1 LONG AND 1 SHORT. CARE MUST BE TAKEN TO INSURE PROPER MOUNTING AND SHIMMING. USE LONG MOUNTING BOLT #12561387 TO REPLACE THE SHORT ONE.</i>						
4.8L (294) V8	09		DR	PMGR	6970	
	08-04		DR	PMGR	6494	N6494
	03-01		DR	PMGR	6489	N6489
	00		DR	PMGR	6488	N6488
<i>GM TSB #03-06-03-001 TALKS ABOUT THE STARTER RUNNING EVEN AFTER THE KEY IS RELEASED ON 2003-08 MODELS EQUIPPED WITH THE 5.3L ENGINE. THIS IS A NORMAL CONDITION, AS THE PCM TAKES OVER CONTROL OF THE "START" OPERATION AND HAS A SET TIME THAT IT WILL CRANK THE ENGINE. IT IS POSSIBLE THAT THE ENGINE MAY REQUIRE MORE TIME TO START BECAUSE OF THE SPECIFIC FUEL PUMP USED ON THE 5.3L ENGINE, THEREFORE THE OPERATOR MAY RELEASE THE KEY PRIOR TO ACTUAL START, AND YET THE STARTER MAY STILL CRANK. THIS IS THE PROPER ACTION FOR THIS SYSTEM, AND NO REPAIRS SHOULD BE ATTEMPTED.</i>						
5.3L (323) V8	11-09		DR	PMGR	6970	
	08-03		DR	PMGR	6494	N6494
	02-01		DR	PMGR	6489	N6489
	00		DR	PMGR	6488	N6488
5.7L (350) V8	00-95	DD Starter	DR	DD	6483	N6483
		PMGR Starter	DR	PMGR	6449	N6449
6.0L (364) V8	08		DR	PMGR	6757	N6757
6.2L (376) V8	09		DR	PMGR	6942	
6.5L (395) V8 (Diesel)	99-95		DR	OSGR	6469	N6469
<b>TOWNSMAN</b>						
5.7L (350) V8	72-71	w/AT	DR	DD	3510	N3510
		w/MT	DR	DD	3689	
	70	w/AT, 2-bbl Carb	DR	DD	3508	N3510
		w/AT, 4-bbl Carb	DR	DD	3510	N3510
		w/MT, 2-bbl Carb	DR	DD	3560	
		w/MT, 4-bbl Carb	DR	DD	3560	
	69	w/CBC Trans	DR	DD	3631	N3631
w/MT		DR	DD	3664	N3631	
	w/PowerGlide Trans	DR	DD	3560		
6.6L (400) V8	72-70	w/AT	DR	DD	3510	N3510
		w/MT	DR	DD	3689	
6.6L (402) V8	72	w/AT	DR	DD	3510	N3510
		w/MT, w/2 Mtg Holes	DR	DD	3689	
		w/MT, w/3 Mtg Holes	DR	DD	3560	
7.4L (454) V8	72-70	w/AT	DR	DD	3510	N3510
		w/MT	DR	DD	3689	

## STARTERS / DÉMARREURS / MOTORES DE ARRANQUE

Liter Litre Litro	Year Année Año	Options Options Opciones	Mfg.	Series Série Serie	Reman	New Nouveau Nuevo
<b>CHEVROLET - continued</b>						
<b>TRACKER</b>						
1.6L	02-01	w/AT	MI	PMGR	17194	N17194
		w/MT	MI	PMGR	17783	N17783
	00-99		MI	PMGR	17783	N17783
		98		MI	PMGR	17194
	91	w/AT	MI	PMGR	17206	N17194
		w/MT	MI	PMGR	17266	N17266
90	w/AT	MI	PMGR	17206	N17194	
	w/MT	MI	DD	17166		
2.0L	03-00	w/AT	MI	PMGR	17836	
		w/MT	MI	PMGR	17837	
	99	w/AT	MI	PMGR	17194	N17194
		w/MT	MI	PMGR	17783	N17783
2.5L	04	w/AT	MI	PMGR	17836	
		w/MT	MI	PMGR	17837	
	03-01		MI	PMGR	17838	
<b>TRAILBLAZER</b>						
4.2L (256) L6	09-08		DR	PMGR	6934	
	07-06		DR	PMGR	6782	N6782
	05-04		DR	PMGR	6499	N6499
	03-02		DR	PMGR	6490	N6490
5.3L (323) V8	08-04		DR	PMGR	6494	N6494
	03		DR	PMGR	6489	N6489
6.0L (364) V8	09-06		DR	PMGR	6757	N6757
<b>TRAVERSE</b>						
3.6L (217) V6	11-09		MI	PMGR	17997	N17997
<b>TWO-TEN SERIES</b>						
3.9L (235) L6	57		DR	DD	3630	
4.3L (265) V8	57	w/TurboGlide Trans	DR	DD	3689	
		wo/TurboGlide Trans	DR	DD	3635	
4.6L (283) V8	57	w/TurboGlide Trans	DR	DD	3689	
		wo/TurboGlide Trans	DR	DD	3635	
<b>UPLANDER</b>						
3.5L (213) V6	06		DR	PMGR	6783	
	05		DR	PMGR	6491	N6491
3.9L (237) V6	08-06		DR	PMGR	6784	
<b>V SERIES PICKUP - SEE C / K / R / V SERIES PICKUPS</b>						
<b>VEGA</b>						
2.0L (122) L4	76-75		DR	DD	3525	
2.3L (140) L4	77-71		DR	DD	3525	
<b>VENTURE</b>						
3.4L (207) V6	05-01		DR	PMGR	6491	N6491
	00-97		DR	PMGR	6481	N6481
<b>OLDER MODELS - CARS</b>						
6 Cyl Engines	60-57		DR	DD	3630	
8 Cyl Engines	60-57	w/TurboGlide Trans	DR	DD	3689	
		wo/TurboGlide Trans	DR	DD	3635	
<b>OLDER MODELS - LT TRUCKS</b>						
6 Cyl Engines	61-60	w/MT	DR	DD	3630	
8 Cyl Engines	61-57	wo/Hydromatic Trans	DR	DD	3635	

## STARTERS / DÉMARREURS / MOTORES DE ARRANQUE

Liter Litre Litro	Year Année Año	Options Options Opciones	Mfg.	Series Série Serie	Reman	New Nouveau Nuevo
<b>CHRYSLER</b>						
<i>CHRYSLER HAS USED BOSCH , MITSUBISHI, AND NIPPONDENSO STARTERS ON THEIR CARS SINCE THE EARLY 1980's. THESE STARTERS NORMALLY INTERCHANGE WITH EACH OTHER IN THE SAME APPLICATIONS. THEIR SIZE AND APPEARANCE ARE, HOWEVER, QUITE DIFFERENT. CARE SHOULD BE TAKEN TO VERIFY OEM NUMBERS AND USE THE INTERCHANGE IN THE BACK OF THE CATALOG TO AID IN CORRECT REPLACEMENT.</i>						
<b>300 SERIES</b>						
2.7L (167) V6	10-08		MI	PMGR	19025	
	07-05		MI	PMGR	17910	
3.5L (215) V6	10-07		MI	PMGR	19025	
	06-04		MI	PMGR	17910	
	03-99		ND	OSGR	17735	N17735
5.7L (345) V8	12-05	AWD	MI	PMGR	17898	
		RWD	ND	OSGR	17896	
6.1L (370) V8	10-07		CH	OSGR	19030	
	06	AWD	MI	PMGR	17898	
		RWD	CH	OSGR	19030	
05	AWD	MI	PMGR	17898		
		RWD	ND	OSGR	17896	
6.3L (383) V8	66-65		CH	OSGR	3257	N17466
7.2L (440) V8	71-66		CH	OSGR	3258	N17466
<b>ASPEN</b>						
4.7L (285) V8	09-07		ND	OSGR	17995	
5.7L (345) V8	09-07		ND	OSGR	17995	
<b>CIRRUS</b>						
2.0L (122) L4	00		BO	PMGR	17736	N17736
2.4L (148) L4	00-95		ND	OSGR	17562	N17562
2.5L (152) V6	00-95		MI	PMGR	17559	N17559
<b>CONCORDE</b>						
2.7L (167) V6	04-02		MI	PMGR	17848	N17848
	01-98		MI	PMGR	17726	N17726
3.2L (197) V6	01-98		ND	OSGR	17735	N17735
3.3L (201) V6	96-93		ND	OSGR	17460	N17460
3.5L (215) V6	04		MI	PMGR	17910	
	03-02		ND	OSGR	17735	N17735
	97-93		MI	PMGR	17461	N17461
<b>CONQUEST</b>						
2.6L	89-87		MI	OSGR	16720	
<b>CORDOBA</b>						
3.7L (225) L6	83-80		CH	OSGR	3257	N17466
5.2L (318) V8	83-75		CH	OSGR	3257	N17466
5.9L (360) V8	80-75		CH	OSGR	3258	N17466
6.6L (400) V8	78-75		CH	OSGR	3258	N17466
<b>CROSSFIRE</b>						
3.2L (195) V6	08-04		BO	PMGR	17852	
<b>DAYTONA</b>						
2.2L (135) L4	93-91		BO	PMGR	16963	N16963
	90-87	Bosch Unit	BO	PMGR	16963	N16963
		NDenso Unit	ND	OSGR	17007	
	86		BO,ND	DD	16974	
85-84		BO,ND	DD	16727		
2.5L (153) L4	93-90		BO	PMGR	16963	N16963
	89-86	Bosch Unit	BO	PMGR	16963	N16963
NDenso Unit		ND	OSGR	17007		
3.0L (181) V6	93-91	Bosch Unit	BO	PMGR	17210	N17210
		NDenso Unit	ND	OSGR	17216	N17216
90	Bosch Unit	BO	PMGR	17210	N17210	
		NDenso Unit	ND	OSGR	17020	N17216

## STARTERS / DÉMARREURS / MOTORES DE ARRANQUE

Liter Litre Litro	Year Année Año	Options Options Opciones	Mfg.	Series Série Serie	Reman	New Nouveau Nuevo
<b>CHRYSLER - continued</b>						
<b>DYNASTY</b>						
2.5L (153) L4	93-90		BO	PMGR	16963	N16963
	89-88	Bosch Unit NDenso Unit	BO ND	PMGR OSGR	16963 17007	N16963
3.0L (181) V6	93-91	Bosch Unit NDenso Unit	BO	PMGR	17210	N17210
			ND	OSGR	17216	N17216
	90	Bosch Unit NDenso Unit	BO ND	PMGR OSGR	17210 17020	N17210 N17216
3.3L (201) V6	89-88	Bosch Unit NDenso Unit	BO	PMGR	17047	N17210
			ND	OSGR	17020	N17216
3.3L (201) V6	93		ND	OSGR	17465	N17465
	92-90		ND	OSGR	17197	N17197
<b>E CLASS</b>						
2.2L (135) L4	84-83		BO,ND	DD	16727	
2.6L (156) L4	84-83		ND	OSGR	16676	
<b>EXECUTIVE</b>						
2.6L (156) L4	85-83		ND	OSGR	16676	
<b>FIFTH AVENUE</b>						
<i>THE 17465 LOOKS JUST LIKE THE 17197, EXCEPT THE 17465 HAS A 10-TOOTH DRIVE, RATHER THAN AN 11-TOOTH. THERE ARE REPORTS THAT THESE MAY INTERCHANGE, BUT WE ENCOURAGE AN EXACT MATCH.</i>						
3.7L (225) L6	83		CH	OSGR	3257	N17466
5.2L (318) V8	89-88		ND	OSGR	17084	N17466
	87-83		CH	OSGR	3257	N17466
<b>GRAND VOYAGER - SEE VOYAGER</b>						
<b>IMPERIAL</b>						
<i>THE 17465 LOOKS JUST LIKE THE 17197, EXCEPT THE 17465 HAS A 10-TOOTH DRIVE, RATHER THAN AN 11-TOOTH. THERE ARE REPORTS THAT THESE MAY INTERCHANGE, BUT WE ENCOURAGE AN EXACT MATCH.</i>						
3.3L (201) V6	91-90		ND	OSGR	17197	N17197
3.8L (230) V6	93		ND	OSGR	17465	N17465
	92-91		ND	OSGR	17197	N17197
5.2L (318) V8	83-81		CH	OSGR	3257	N17466
7.2L (440) V8	75-66		CH	OSGR	3258	N17466
<b>INTREPID</b>						
2.7L (167) V6	04-02		MI	PMGR	17848	N17848
	01-98		MI	PMGR	17726	N17726
3.2L (197) V6	01-98		ND	OSGR	17735	N17735
3.3L (201) V6	97-93		ND	OSGR	17460	N17460
3.5L (215) V6	04		MI	PMGR	17910	
	03-00		ND	OSGR	17735	N17735
	97-93		MI	PMGR	17461	N17461
<b>LASER</b>						
2.2L (135) L4	86		BO,ND	DD	16974	
	85-84		BO,ND	DD	16727	
2.5L (153) L4	86	Bosch Unit NDenso Unit	BO	PMGR	16963	N16963
			ND	OSGR	17007	
<b>LEBARON</b>						
2.2L (135) L4	90-87	Bosch Unit NDenso Unit	BO ND	PMGR OSGR	16963 17007	N16963
	86		BO,ND	DD	16974	
	85-82		BO,ND	DD	16727	
2.5L (153) L4	93-91		BO	PMGR	16963	N16963
	90-86	Bosch Unit NDenso Unit	BO ND	PMGR OSGR	16963 17007	N16963
2.6L (156) L4	85-82		ND	OSGR	16676	

## STARTERS / DÉMARREURS / MOTORES DE ARRANQUE

Liter Litre Litro	Year Année Año	Options Options Opciones	Mfg.	Series Série Serie	Reman	New Nouveau Nuevo
<b>CHRYSLER - continued</b>						
<b>LEBARON - continued</b>						
3.0L (181) V6	95-91	Bosch Unit NDenso Unit	BO ND	PMGR OSGR	17210 17216	N17210 N17216
	90	Bosch Unit NDenso Unit	BO ND	PMGR OSGR	17210 17020	N17210 N17216
3.7L (225) L6	81-77		CH	OSGR	3257	N17466
5.2L (318) V8	81-77		CH	OSGR	3257	N17466
5.9L (360) V8	79-78		CH	OSGR	3258	N17466
<b>LHS</b>						
3.5L (215) V6	01-99		ND	OSGR	17735	N17735
	97-94		MI	PMGR	17461	N17461
<b>NEON</b>						
2.0L (122) L4	05-03	Exc R/T Models R/T Models	BO BO	PMGR PMGR	17822 17821	
	02-00		BO	PMGR	17790	N17790
<b>NEW YORKER</b>						
2.2L (135) L4	88-87	Bosch Unit NDenso Unit	BO ND	PMGR OSGR	16963 17007	N16963
	86		BO,ND	DD	16974	
	85-83		BO,ND	DD	16727	
2.5L (153) L4	87-86	Bosch Unit NDenso Unit	BO ND	PMGR OSGR	16963 17007	N16963
2.6L (156) L4	85-83		ND	OSGR	16676	
3.0L (181) V6	90	Bosch Unit NDenso Unit	BO ND	PMGR OSGR	17210 17020	N17210 N17216
	89-88	Bosch Unit NDenso Unit	BO ND	PMGR OSGR	17047 17020	N17210 N17216
3.3L (201) V6	93		ND	OSGR	17465	N17465
	92-90		ND	OSGR	17197	N17197
3.5L (215) V6	96-94		MI	PMGR	17461	N17461
3.7L (225) L6	82		CH	OSGR	3257	N17466
3.8L (230) V6	93		ND	OSGR	17465	N17465
	92-91		ND	OSGR	17197	N17197
5.2L (318) V8	82-79		CH	OSGR	3257	N17466
5.9L (360) V8	80-77		CH	OSGR	3258	N17466
6.6L (400) V8	78-75		CH	OSGR	3258	N17466
	72		CH	OSGR	3258	N17466
7.2L (440) V8	78-65		CH	OSGR	3258	N17466
<b>NEWPORT</b>						
3.7L (225) L6	81-79		CH	OSGR	3257	N17466
5.2L (318) V8	81-79		CH	OSGR	3257	N17466
5.9L (360) V8	80-71		CH	OSGR	3258	N17466
6.3L (383) V8	71-69		CH	OSGR	3258	N17466
	68-65		CH	OSGR	3257	N17466
6.6L (400) V8	78-72		CH	OSGR	3258	N17466
7.2L (440) V8	78-65		CH	OSGR	3258	N17466
<b>PACIFICA</b>						
3.5L (215) V6	06-05		ND	OSGR	17893	N17893
	04	From 3/3/04 To 3/3/04	ND ND	OSGR OSGR	17893 17912	N17893
	08-06		ND	PLGR	17949	N17949
3.8L (230) V6	05		ND	OSGR	17893	N17893
	08-07		MI	PMGR	19026	
<b>PROWLER</b>						
3.5L (215) V6	02-01		ND	OSGR	17735	N17735

## STARTERS / DÉMARREURS / MOTORES DE ARRANQUE

Liter Litre Litro	Year Année Año	Options Options Opciones	Mfg.	Series Série Serie	Reman	New Nouveau Nuevo
<b>CHRYSLER - continued</b>						
<b>PT CRUISER</b>						
2.4L (148) L4	10		MI	PMGR	17849	N17849
	09-03	w/Turbo	MI	PMGR	17873	
		wo/Turbo	MI	PMGR	17849	N17849
	02-01		MI	PMGR	17829	N17829
<b>SEBRING</b>						
<i>IT IS VERY IMPORTANT TO VERIFY THE ENGINE FOR 2001-06 2.4L ENGINES, AS STARTERS VARY</i>						
2.0L (122) L4	99-95		BO	PMGR	17563	N17563
2.4L (144) L4	10-07		MI	PMGR	17994	N17994
2.4L (148) L4	06		ND	OSGR	17885	
	05-03	DOHC, Sedan or Convertible	ND	OSGR	17885	
		SOHC, Coupe	MI	PMGR	17796	N17796
	02-01	DOHC, Sedan	ND	OSGR	17809	N17809
		SOHC, Coupe	MI	PMGR	17796	N17796
99-96		ND	OSGR	17562	N17562	
2.5L (152) V6	00-96	VIN H, Convertible	MI	PMGR	17559	N17559
		VIN N, Exc Convertible	MI	PMGR	17561	N17561
2.7L (167) V6	95		MI	PMGR	17561	N17561
	10-07		MI	PMGR	19026	
	06-03		MI	PMGR	17929	
	02-01		MI	PMGR	17832	
3.0L (181) V6	05-01		MI	PMGR	17795	N17795
3.5L (215) V6	10-07		MI	PMGR	19026	
<b>TC BY MASERATI</b>						
2.2L (135) L4	90-89		BO	PMGR	16963	N16963
3.0L (181) V6	91	Bosch Unit	BO	PMGR	17210	N17210
		NDenso Unit	ND	OSGR	17216	N17216
	90	Bosch Unit	BO	PMGR	17210	N17210
		NDenso Unit	ND	OSGR	17020	N17216
<b>TOWN &amp; COUNTRY CAR</b>						
2.2L (135) L4	88-86	Bosch Unit	BO	PMGR	16963	N16963
		NDenso Unit	ND	OSGR	17007	
	85-82		BO,ND	DD	16727	
2.5L (153) L4	88-86	Bosch Unit	BO	PMGR	16963	N16963
		NDenso Unit	ND	OSGR	17007	
2.6L (156) L4	85		ND	OSGR	16676	
	84		BO,ND	DD	16727	
	83-82		ND	OSGR	16676	
3.7L (225) L6	81-78		CH	OSGR	3257	N17466
5.2L (318) V8	81-78		CH	OSGR	3257	N17466
5.9L (360) V8	79-78		CH	OSGR	3258	N17466
6.3L (383) V8	71-68		CH	OSGR	3258	N17466
	67-65		CH	OSGR	3257	N17466
6.6L (400) V8	77-72		CH	OSGR	3258	N17466
7.2L (440) V8	77-68		CH	OSGR	3258	N17466
<b>TOWN &amp; COUNTRY VAN</b>						
3.3L (201) V6	10-06		ND	PLGR	17949	N17949
	05		ND	OSGR	17893	N17893
	04-00		ND	OSGR	17784	N17784
	99	w/Oval Switch Terminal	ND	OSGR	17784	N17784
		w/Square Switch Terminal	ND	OSGR	17465	N17465
	98-96		ND	OSGR	17465	N17465
	93		ND	OSGR	17465	N17465
	92-90		ND	OSGR	17197	N17197
3.8L (230) V6	10-06		ND	PLGR	17949	N17949
	05		ND	OSGR	17893	N17893
	04-00		ND	OSGR	17784	N17784

## STARTERS / DÉMARREURS / MOTORES DE ARRANQUE

Liter Litre Litro	Year Année Año	Options Options Opciones	Mfg.	Series Série Serie	Reman	New Nouveau Nuevo
<b>CHRYSLER - continued</b>						
<b>TOWN &amp; COUNTRY VAN - continued</b>						
3.8L (230) V6	99	w/Oval Switch Terminal	ND	OSGR	17784	N17784
		w/Square Switch Terminal	ND	OSGR	17465	N17465
	98-94		ND	OSGR	17465	N17465
4.0L (241) V6	10-08		MI	PMGR	19026	
<b>VOYAGER</b>						
2.4L (148) L4	04-01		ND	OSGR	17808	
	00		ND	OSGR	17571	N17571
3.0L (181) V6	00		ND	OSGR	17570	N17570
3.3L (201) V6	04-00		ND	OSGR	17784	N17784
3.8L (230) V6	00		ND	OSGR	17784	N17784
<b>OLDER MODELS</b>						
3.7L (225) L6	83-70		CH	OSGR	3257	N17466
5.2L (318) V8	87-70		CH	OSGR	3257	N17466
5.9L (360) V8	81-72		CH	OSGR	3258	N17466
6.3L (383) V8	72		CH	OSGR	3257	N17466
	71-68		CH	OSGR	3258	N17466
	67-62		CH	OSGR	3257	N17466
6.6L (400) V8	78-71		CH	OSGR	3258	N17466
7.2L (440) V8	78-65		CH	OSGR	3258	N17466
<b>DAEWOO</b>						
<b>LANOS</b>						
1.5L	02-99		DR	PMGR	6723	
1.6L	02-98		DR	PMGR	6723	
<b>LEGANZA</b>						
2.2L	02-98		DR	PMGR	6724	
<b>NUBIRA</b>						
2.0L	02-98		DR	PMGR	6724	
<b>DAIHATSU</b>						
<b>CHARADE</b>						
1.0L	92-88	DD Starter	ND	DD	17152	
		Gear Reduction Starter	ND	OSGR	17297	
1.3L	92-89		ND	OSGR	17298	
<b>ROCKY</b>						
1.6L	92-90		ND	OSGR	17264	
<b>DATSUN</b>						
<b>ALL MODELS - SEE NISSAN</b>						
<b>DODGE</b>						
<i>CHRYSLER HAS USED BOSCH , MITSUBISHI, AND NIPPONDENSO STARTERS ON THEIR CARS SINCE THE EARLY 1980's. THESE STARTERS NORMALLY INTERCHANGE WITH EACH OTHER IN THE SAME APPLICATIONS. THEIR SIZE AND APPEARANCE ARE, HOWEVER, QUITE DIFFERENT. CARE SHOULD BE TAKEN TO VERIFY OEM NUMBERS AND USE THE INTERCHANGE IN THE BACK OF THE CATALOG TO AID IN CORRECT REPLACEMENT.</i>						
<b>024 - SEE OMNI</b>						
<b>330</b>						
3.7L (225) L6	64-63		CH	OSGR	3257	N17466
4.5L (273) V8	64		CH	OSGR	3257	N17466
5.2L (318) V8	64-63		CH	OSGR	3257	N17466
5.9L (361) V8	64-63		CH	OSGR	3257	N17466
6.3L (383) V8	64		CH	OSGR	3258	N17466
<b>400</b>						
2.2L (135) L4	83-82		BO,ND	DD	16727	
2.6L (156) L4	83-82		ND	OSGR	16676	

## STARTERS / DÉMARREURS / MOTORES DE ARRANQUE

Liter Litre Litro	Year Année Año	Options Options Opciones	Mfg.	Series Série Serie	Reman	New Nouveau Nuevo
<b>DODGE - continued</b>						
<b>440</b>						
3.7L (225) L6	64-63		CH	OSGR	3257	N17466
4.5L (273) V8	64		CH	OSGR	3257	N17466
5.2L (318) V8	64-63		CH	OSGR	3257	N17466
5.9L (361) V8	64-63		CH	OSGR	3257	N17466
6.3L (383) V8	64		CH	OSGR	3258	N17466
<b>600</b>						
2.2L (135) L4	88-87	Bosch Unit NDenso Unit	BO ND	PMGR OSGR	16963 17007	N16963
	86		BO,ND	DD	16974	
	85-83		BO,ND	DD	16727	
2.5L (153) L4	88-86	Bosch Unit NDenso Unit	BO	PMGR	16963	N16963
			ND	OSGR	17007	
2.6L (156) L4	85-83		ND	OSGR	16676	
<b>880</b>						
4.5L (273) V8	64		CH	OSGR	3257	N17466
5.2L (318) V8	64-63		CH	OSGR	3257	N17466
5.9L (361) V8	64-63		CH	OSGR	3257	N17466
6.3L (383) V8	64-63		CH	OSGR	3258	N17466
<b>2000GTX</b>						
2.0L	90-89	w/AT	MD,MI	PMGR	16939	N16939
		w/MT	MD,MI	PMDD	16940	N16940
<b>A100</b>						
2.8L (170) L6	69		CH	OSGR	3257	N17466
	68-64	w/AT w/MT	CH CH	OSGR DD	3257 3248	N17466
3.2L (198) L6	70		CH	OSGR	3257	N17466
3.7L (225) L6	70-64	w/AT	CH	OSGR	3257	N17466
		w/MT	CH	DD	3248	
4.5L (273) V8	67-64	w/AT	CH	OSGR	3257	N17466
		w/MT	CH	DD	3248	
5.2L (318) V8	70-65	w/AT	CH	OSGR	3257	N17466
		w/MT	CH	DD	3248	
<b>A108 - SEE A100</b>						
<b>ARIES</b>						
2.2L (135) L4	89-87	Bosch Unit NDenso Unit	BO ND	PMGR OSGR	16963 17007	N16963
	86		BO,ND	DD	16974	
	85-81		BO,ND	DD	16727	
2.5L (153) L4	89-86	Bosch Unit NDenso Unit	BO ND	PMGR OSGR	16963 17007	N16963
2.6L (156) L4	85-81		ND	OSGR	16676	
<b>ASPEN</b>						
3.7L (225) L6	80-76		CH	OSGR	3257	N17466
5.2L (318) V8	80-76		CH	OSGR	3257	N17466
5.9L (360) V8	80-76		CH	OSGR	3258	N17466
<b>AVENGER</b>						
2.0L (122) L4	99-95		BO	PMGR	17563	N17563
2.4L (144) L4	10-08		MI	PMGR	17994	N17994
2.5L (152) V6	00-95		MI	PMGR	17561	N17561
2.7L (167) V6	10-08		MI	PMGR	19026	
3.5L (215) V6	10-08		MI	PMGR	19026	



## STARTERS / DÉMARREURS / MOTORES DE ARRANQUE

Liter Litre Litro	Year Année Año	Options Options Opciones	Mfg.	Series Série Serie	Reman	New Nouveau Nuevo
<b>DODGE - continued</b>						
<b>B SERIES VANS</b>						
2.8L (170) L6	69-67	w/AT w/MT	CH	OSGR	3257	N17466
			CH	DD	3248	
	65	w/AT w/MT	CH	OSGR	3257	N17466
			CH	DD	3248	
3.2L (198) L6	72-70	w/AT w/MT	CH	OSGR	3257	N17466
			CH	DD	3248	
3.7L (225) L6	87-71		CH	OSGR	3257	N17466
	66-65	w/AT w/MT	CH	OSGR	3257	N17466
			CH	DD	3248	
3.9L (239) V6	98-96		ND	OSGR	17573	N17573
	95-91		ND	OSGR	17466	N17466
	90-88		ND	OSGR	17084	N17466
4.5L (273) V8	69-65	w/AT w/MT	CH	OSGR	3257	N17466
			CH	DD	3248	
5.2L (318) V8	98-96		ND	OSGR	17573	N17573
	95-91		ND	OSGR	17466	N17466
	90-88		ND	OSGR	17084	N17466
	87-69		CH	OSGR	3257	N17466
	68-65	w/AT w/MT	CH	OSGR	3257	N17466
			CH	DD	3248	
5.9L (360) V8	98-96		ND	OSGR	17573	N17573
	95-91		ND	OSGR	17466	N17466
	90-88		ND	OSGR	17084	N17466
	87-70		CH	OSGR	3258	N17466
6.6L (400) V8	78-71		CH	OSGR	3258	N17466
7.2L (440) V8	79-71		CH	OSGR	3258	N17466
<b>CALIBER</b>						
1.8L (110) L4	09-07		MI	PMGR	17994	N17994
2.0L (122) L4	12-07		MI	PMGR	17994	N17994
2.4L (144) L4	11-07		MI	PMGR	17994	N17994
<b>CARAVAN</b>						
<i>CHRYSLER TSB #08-53-94 REFERS TO A PROBLEM WITH 1995-94 CARAVANS WITH A "NO CRANK" CONDITION CAUSED BY A POORLY SEATED BATTERY CABLE TERMINAL AT THE STARTER. BY REMOVING SOME OF THE MATERIAL ON THE CABLE INSULATOR, THE CONNECTION IS VASTLY IMPROVED.</i>						
2.2L (135) L4	87-86	Bosch Unit NDenso Unit	BO	PMGR	16963	N16963
			ND	OSGR	17007	
	85-84		BO,ND	DD	16727	
2.4L (148) L4	07-01		ND	OSGR	17808	
	00-96		ND	OSGR	17571	N17571
2.5L (153) L4	95-90		BO	PMGR	16963	N16963
	89-87	Bosch Unit NDenso Unit	BO	PMGR	16963	N16963
			ND	OSGR	17007	
2.6L (156) L4	87-84		ND	OSGR	16676	
3.0L (181) V6	00-96		ND	OSGR	17570	N17570
	95-91	Bosch Unit NDenso Unit	BO	PMGR	17210	N17210
			ND	OSGR	17216	N17216
	90	Bosch Unit NDenso Unit	BO	PMGR	17210	N17210
			ND	OSGR	17020	N17216
	89-87	Bosch Unit NDenso Unit	BO	PMGR	17047	N17210
			ND	OSGR	17020	N17216
3.3L (201) V6	10-06		ND	PLGR	17949	N17949
	05		ND	OSGR	17893	N17893
	04-00		ND	OSGR	17784	N17784
	99	w/Oval Switch Terminal w/Square Switch Terminal	ND	OSGR	17784	N17784
			ND	OSGR	17465	N17465
	98-93		ND	OSGR	17465	N17465
92-90		ND	OSGR	17197	N17197	

## STARTERS / DÉMARREURS / MOTORES DE ARRANQUE

Liter Litre Litro	Year Année Año	Options Options Opciones	Mfg.	Series Série Serie	Reman	New Nouveau Nuevo	
<b>DODGE - continued</b>							
<b>CARAVAN - continued</b>							
3.8L (230) V6	10-06		ND	PLGR	17949	N17949	
	05		ND	OSGR	17893	N17893	
	04-00		ND	OSGR	17784	N17784	
	99		w/Oval Switch Terminal	ND	OSGR	17784	N17784
			w/Square Switch Terminal	ND	OSGR	17465	N17465
98-94		ND	OSGR	17465	N17465		
4.0L (241) V6	10-08		MI	PMGR	19026		
<b>CHALLENGER</b>							
1.6L (98) L4	79-78	w/AT	MI	DD	16514	N16940	
		w/MT	MI	DD	16522		
2.6L (156) L4	83-81	w/AT	MI	OSGR	16720		
		w/MT	MI	DD	16514	N16940	
	80-78	w/AT	MI	DD	16524		
		w/MT	MI	DD	16514	N16940	
3.2L (198) L6	71-70	w/AT	CH	OSGR	3257	N17466	
		w/MT	CH	DD	3248		
3.5L (215) V6	10-09		MI	PMGR	19025		
3.7L (225) L6	72-70		CH	OSGR	3257	N17466	
5.2L (318) V8	74-70		CH	OSGR	3257	N17466	
5.6L (340) V8	73-70		CH	OSGR	3257	N17466	
5.7L (345) V8	12-09		ND	OSGR	17896		
5.9L (360) V8	74		CH	OSGR	3258	N17466	
6.1L (370) V8	10-08		CH	OSGR	19030		
6.3L (383) V8	71-70		CH	OSGR	3257	N17466	
7.0L (426) V8	71-70		CH	OSGR	3258	N17466	
7.2L (440) V8	71-70		CH	OSGR	3258	N17466	
<b>CHARGER</b>							
1.6L (97) L4	86-83		MI	DD	16792		
1.7L (105) L4	83	w/AT	BO,ND	DD	16417		
		w/MT	BO,ND	DD	16418		
2.2L (135) L4	87	Bosch Unit	BO	PMGR	16963	N16963	
		NDenso Unit	ND	OSGR	17007		
	86		BO,ND	DD	16974		
	85-83		BO,ND	DD	16727		
2.7L (167) V6	10-08		MI	PMGR	19025		
	07-06		MI	PMGR	17910		
3.5L (215) V6	10-07		MI	PMGR	19025		
	06		MI	PMGR	17910		
3.7L (225) L6	76-66		CH	OSGR	3257	N17466	
4.5L (273) V8	67-66	w/AT	CH	OSGR	3257	N17466	
		w/MT	CH	DD	3248		
5.2L (318) V8	78-66		CH	OSGR	3257	N17466	
5.6L (340) V8	73-71		CH	OSGR	3257	N17466	
5.7L (345) V8	12-07	AWD	MI	PMGR	17898		
		RWD	ND	OSGR	17896		
	06		ND	OSGR	17896		
5.9L (360) V8	78-74		CH	OSGR	3258	N17466	
5.9L (361) V8	66		CH	OSGR	3257	N17466	
6.1L (370) V8	10-06		CH	OSGR	19030		
6.3L (383) V8	71-66		CH	OSGR	3257	N17466	
6.6L (400) V8	78-72		CH	OSGR	3258	N17466	
7.0L (426) V8	71-70		CH	OSGR	3258	N17466	
	69-66	w/AT	CH	OSGR	3258	N17466	
7.2L (440) V8	74-66		CH	OSGR	3258	N17466	

## STARTERS / DÉMARREURS / MOTORES DE ARRANQUE

Liter Litre Litro	Year Année Año	Options Options Opciones	Mfg.	Series Série Serie	Reman	New Nouveau Nuevo
<b>DODGE - continued</b>						
<b>COLT</b>						
<i>THE DISTANCE FROM THE MOUNTING SURFACE TO THE END OF THE DRIVE PINION IS SHORTER ON THE 17288 THAN IT IS ON THE 16940. IT IS IMPORTANT TO VERIFY THE OEM NUMBER (AND VISUALLY COMPARE) THE UNIT COMING OUT WHEN INSTALLING A REPLACEMENT. THE OEM NUMBER COMING OUT MUST DICTATE WHAT GOES BACK IN.</i>						
1.4L	84-79		MI	DD	16514	N16940
1.5L	95-91	w/AT, Canada	MD,MI	DD	17288	N17288
		w/AT, USA	MD,MI	PMDD	16940	N16940
		w/MT	MD,MI	PMDD	16940	N16940
	90-86		MD,MI	PMDD	16940	N16940
	85	w/AT	MD,MI	PMDD	16940	N16940
		w/MT	MD,MI	PMDD	16940	N16940
1.6L	90-89		MD,MI	PMGR	16939	N16939
	88-86		MD,MI	PMDD	16940	N16940
	85	w/AT	MD,MI	PMDD	16940	N16940
		w/MT	MD,MI	PMDD	16940	N16940
	84-79		MI	DD	16514	N16940
	78	w/AT	MI	DD	16514	N16940
		w/MT	MI	DD	16522	
	77-76		MI	DD	16522	
75-74	w/AT	MI	DD	16500		
	w/MT	MI	DD	16522		
73-71		MI	DD	16500		
1.8L	94	w/AT	MI	PMGR	17214	
		w/MT, Canada	MI	PMGR	17450	
		w/MT, USA	MI	DD	17212	
	93-92	w/AT	MI	PMGR	17214	
w/MT		MI	DD	17212		
	90-89		MD,MI	PMDD	16940	N16940
2.0L	91-87	w/AT	MD,MI	PMGR	16939	N16939
		w/MT	MD,MI	PMDD	16940	N16940
	86-84	w/AT	MI	OSGR	16720	
		w/MT	MI	DD	16514	N16940
	78-76	w/AT	MI	DD	16524	
	w/MT	MI	DD	16522		
75-74	w/AT	MI	DD	16588		
	w/MT	MI	DD	16522		
2.4L	94	w/AT, Canada	MI	PMGR	17451	
		w/AT, USA	MD,MI	PMGR	17217	N17217
		w/MT	MD,MI	PMGR	16939	N16939
	93-92	w/AT, Canada	MI	PMGR	17451	
		w/AT, USA	MD,MI	PMGR	17217	N17217
	w/MT, Canada	MD,MI	PMGR	16939	N16939	
	w/MT, USA	MD,MI	PMDD	16940	N16940	
2.6L	80-78	w/AT	MI	DD	16524	
		w/MT	MI	DD	16514	N16940
<b>CONQUEST</b>						
2.6L	86		MI	OSGR	16720	
	85-84	w/AT	MI	OSGR	16720	
		w/MT	MI	DD	16514	N16940
<b>CORONET</b>						
3.7L (225) L6	76-65		CH	OSGR	3257	N17466
3.8L (230) L6	59		PS	DD	3472	
4.5L (273) V8	68-65		CH	OSGR	3257	N17466
5.2L (318) V8	76-65		CH	OSGR	3257	N17466
5.3L (325) V8	59	Exc Custom Royale Models	PS	DD	3460	
	58-57	Exc Custom Royale Models	PS	DD	3453	
5.6L (340) V8	73-72		CH	OSGR	3257	N17466
5.7L (350) V8	58	Exc Custom Royale Models	PS	DD	3453	
5.8L (354) V8	57	Exc Custom Royale Models	PS	DD	3453	

## STARTERS / DÉMARREURS / MOTORES DE ARRANQUE

Liter Litre Litro	Year Année Año	Options Options Opciones	Mfg.	Series Série Serie	Reman	New Nouveau Nuevo
<b>DODGE - continued</b>						
<b>CORONET - continued</b>						
5.9L (360) V8	76-73		CH	OSGR	3258	N17466
5.9L (361) V8	66-65		CH	OSGR	3257	N17466
	59	Exc Custom Royale Models	PS	DD	3460	
	58	Exc Custom Royale Models	PS	DD	3453	
6.3L (383) V8	71-66		CH	OSGR	3257	N17466
	65		CH	OSGR	3258	N17466
	59	Exc Custom Royale Models	PS	DD	3460	
6.6L (400) V8	76-72		CH	OSGR	3258	N17466
6.8L (413) V8	65		CH	OSGR	3257	N17466
7.0L (426) V8	71-70		CH	OSGR	3258	N17466
	69-65	w/AT	CH	OSGR	3258	N17466
7.2L (440) V8	76-66		CH	OSGR	3258	N17466
<b>CUSTOM</b>						
4.5L (273) V8	65-64		CH	OSGR	3257	N17466
5.2L (318) V8	65-62		CH	OSGR	3257	N17466
5.3L (325) V8	58	Exc Custom Royale Models	PS	DD	3460	
	57	Exc Custom Royale Models	PS	DD	3453	
5.3L (326) V8	59	Exc Custom Royale Models	PS	DD	3460	
5.7L (350) V8	58	Exc Custom Royale Models	PS	DD	3460	
5.8L (354) V8	57	Exc Custom Royale Models	PS	DD	3453	
5.9L (361) V8	65-62		CH	OSGR	3257	N17466
	61-58	Exc Custom Royale Models	PS	DD	3460	
6.3L (383) V8	65-63		CH	OSGR	3258	N17466
	59	Exc Custom Royale Models	PS	DD	3460	
6.8L (413) V8	65		CH	OSGR	3257	N17466
7.0L (426) V8	65	w/AT	CH	OSGR	3258	N17466
<b>D / W SERIES PICKUPS</b>						
2.8L (170) L6	69-63	w/AT	CH	OSGR	3257	N17466
		w/MT	CH	DD	3248	
3.2L (198) L6	71-70	w/AT	CH	OSGR	3257	N17466
		w/MT	CH	DD	3248	
3.7L (225) L6	87-69		CH	OSGR	3257	N17466
	68-63	w/AT	CH	OSGR	3257	N17466
		w/MT	CH	DD	3248	
3.9L (239) V6	93-91		ND	OSGR	17466	N17466
	90-88		ND	OSGR	17084	N17466
4.5L (273) V8	69-65	w/AT	CH	OSGR	3257	N17466
		w/MT	CH	DD	3248	
5.1L (314) V8	58-57		PS	DD	3453	
5.2L (318) V8	93-91		ND	OSGR	17466	N17466
	90-88		ND	OSGR	17084	N17466
	87-69		CH	OSGR	3257	N17466
	68-63	w/AT	CH	OSGR	3257	N17466
w/MT		CH	DD	3248		
5.3L (325) V8	57		PS	DD	3453	
5.8L (354) V8	57		PS	DD	3453	
5.9L (359) L6 (Diesel)	93-88		ND	OSGR	17215	N17215
5.9L (360) V8	93-91		ND	OSGR	17466	N17466
	90-88		ND	OSGR	17084	N17466
	87-70		CH	OSGR	3258	N17466
6.3L (383) V8	71-63		CH	OSGR	3258	N17466
6.6L (400) V8	78-71		CH	OSGR	3258	N17466
7.2L (440) V8	78-73		CH	OSGR	3258	N17466
<b>D50 PICKUP</b>						
2.0L	82-81	w/AT	MI	OSGR	16720	
		w/MT	MI	DD	16514	N16940
	80-79	w/AT	MI	DD	16524	
		w/MT	MI	DD	16514	N16940

## STARTERS / DÉMARREURS / MOTORES DE ARRANQUE

Liter Litre Litro	Year Année Año	Options Options Opciones	Mfg.	Series Série Serie	Reman	New Nouveau Nuevo
<b>DODGE - continued</b>						
<b>D50 PICKUP - continued</b>						
2.6L	82-81	w/AT w/MT	MI MI	OSGR DD	16720 16514	N16940
	80-79	w/AT w/MT	MI MI	DD DD	16524 16514	N16940
<b>DAKOTA PICKUP</b>						
2.2L (135) L4	88-87	Bosch Unit NDenso Unit	BO ND	PMGR OSGR	16963 17007	N16963
2.5L (153) L4	02-00		MI	PMGR	17799	N17799
	99		MI	PMGR	17786	N17786
	98-97		MI	PMGR	17564	N17564
	96	Bosch Unit Mitsubishi Unit	BO MI	PMGR PMGR	16963 17564	N16963 N17564
	95-90		BO	PMGR	16963	N16963
3.7L (226) V6	89	Bosch Unit NDenso Unit	BO ND	PMGR OSGR	16963 17007	N16963
	11-10		ND	PLGR	17950	N17950
3.9L (239) V6	09-06	w/AT w/MT	ND ND	PLGR OSGR	17950 17894	N17950
	05-04	w/AT w/MT	ND ND	OSGR OSGR	17823 17894	N17823
	03-99		ND	OSGR	17785	N17785
4.7L (285) V8	98-96		ND	OSGR	17573	N17573
	95-91		ND	OSGR	17466	N17466
	90-88		ND	OSGR	17084	N17466
	87		CH	OSGR	3257	N17466
	11-10		ND	PLGR	17950	N17950
5.2L (318) V8	09-06	w/AT w/MT	ND ND	PLGR OSGR	17950 17894	N17950
	05-04	w/AT w/MT	ND ND	OSGR OSGR	17823 17894	N17823
	03-02	w/AT w/MT	ND ND	OSGR OSGR	17823 17785	N17823 N17785
	01-00	w/AT w/MT	ND ND	OSGR OSGR	17800 17785	N17800 N17785
	99		ND	OSGR	17785	N17785
5.9L (360) V8	98-96		ND	OSGR	17573	N17573
	95-91		ND	OSGR	17466	N17466
	90-89		ND	OSGR	17084	N17466
5.9L (360) V8	03-99		ND	OSGR	17785	N17785
	98		ND	OSGR	17573	N17573
<b>DART</b>						
2.8L (170) L6	69-65		CH	OSGR	3257	N17466
	64-61		PS	DD	3472	
3.2L (198) L6	74-73		CH	OSGR	3257	N17466
	72-70	Exc 3-Spd MT 3-Spd MT	CH CH	OSGR DD	3257 3248	N17466
3.7L (225) L6	76-62		CH	OSGR	3257	N17466
	61-60		PS	DD	3472	
4.5L (273) V8	69-64		CH	OSGR	3257	N17466
5.2L (318) V8	76-62		CH	OSGR	3257	N17466
	61-60		PS	DD	3460	
5.6L (340) V8	73-68		CH	OSGR	3257	N17466
5.9L (360) V8	76-74		CH	OSGR	3258	N17466
5.9L (361) V8	62		CH	OSGR	3257	N17466
	61-60		PS	DD	3460	
6.3L (383) V8	69-63		CH	OSGR	3258	N17466
	61-60		PS	DD	3460	

## STARTERS / DÉMARREURS / MOTORES DE ARRANQUE

Liter Litre Litro	Year Année Año	Options Options Opciones	Mfg.	Series Série Serie	Reman	New Nouveau Nuevo
<b>DODGE - continued</b>						
<b>DART - continued</b>						
6.8L (413) V8	65		CH	OSGR	3257	N17466
	61		PS	DD	3460	
<b>DAYTONA</b>						
2.2L (135) L4	93-91		BO	PMGR	16963	N16963
	90-87	Bosch Unit	BO	PMGR	16963	N16963
		NDenso Unit	ND	OSGR	17007	
	86		BO,ND	DD	16974	
85-84		BO,ND	DD	16727		
2.5L (153) L4	93-90		BO	PMGR	16963	N16963
	89-86	Bosch Unit	BO	PMGR	16963	N16963
NDenso Unit		ND	OSGR	17007		
3.0L (181) V6	93-91	Bosch Unit	BO	PMGR	17210	N17210
		NDenso Unit	ND	OSGR	17216	N17216
	90	Bosch Unit	BO	PMGR	17210	N17210
		NDenso Unit	ND	OSGR	17020	N17216
<b>DIPLOMAT</b>						
3.7L (225) L6	83-78		CH	OSGR	3257	N17466
5.2L (318) V8	89-88		ND	OSGR	17084	N17466
	87-77		CH	OSGR	3257	N17466
5.9L (360) V8	79-77		CH	OSGR	3258	N17466
<b>DURANGO</b>						
3.7L (226) V6	09-06		ND	PLGR	17950	N17950
	05-04		ND	OSGR	17823	N17823
3.9L (239) V6	99		ND	OSGR	17785	N17785
	98		ND	OSGR	17573	N17573
4.7L (285) V8	09-06		ND	OSGR	17995	
	05-04		ND	OSGR	17884	
	03-02		ND	OSGR	17823	N17823
	01-00		ND	OSGR	17800	N17800
5.2L (318) V8	00		BO	PMGR	17787	
	99		ND	OSGR	17785	N17785
	98		ND	OSGR	17573	N17573
5.7L (345) V8	12-11		MI	PMGR	17948	
	09-06		ND	OSGR	17995	
	05-04		ND	OSGR	17884	
5.9L (360) V8	03-02		ND	OSGR	17785	N17785
	01-00	Bosch Unit	BO	PMGR	17787	
		NDenso Unit	ND	OSGR	17785	N17785
	99		ND	OSGR	17785	N17785
98		ND	OSGR	17573	N17573	
<b>DYNASTY</b>						
2.5L (153) L4	93-90		BO	PMGR	16963	N16963
	89-88	Bosch Unit	BO	PMGR	16963	N16963
NDenso Unit		ND	OSGR	17007		
3.0L (181) V6	93-91	Bosch Unit	BO	PMGR	17210	N17210
		NDenso Unit	ND	OSGR	17216	N17216
	90	Bosch Unit	BO	PMGR	17210	N17210
		NDenso Unit	ND	OSGR	17020	N17216
89-88	Bosch Unit	BO	PMGR	17047	N17210	
	NDenso Unit	ND	OSGR	17020	N17216	
3.3L (201) V6	93		ND	OSGR	17465	N17465
	92-90		ND	OSGR	17197	N17197
<b>GRAND CARAVAN - SEE CARAVAN</b>						

## STARTERS / DÉMARREURS / MOTORES DE ARRANQUE

Liter Litre Litro	Year Année Año	Options Options Opciones	Mfg.	Series Série Serie	Reman	New Nouveau Nuevo
<b>DODGE - continued</b>						
<b>INTREPID</b>						
2.7L (167) V6	04-02		MI	PMGR	17848	N17848
	01-98		MI	PMGR	17726	N17726
3.2L (197) V6	01-98		ND	OSGR	17735	N17735
3.3L (201) V6	97-93		ND	OSGR	17460	N17460
3.5L (215) V6	04		MI	PMGR	17910	
	03-00		ND	OSGR	17735	N17735
	97-93		MI	PMGR	17461	N17461
<b>JOURNEY</b>						
2.4L (144) L4	11-09		MI	PMGR	17994	N17994
3.5L (215) V6	10-09		MI	PMGR	19026	
<b>LANCER</b>						
2.2L (135) L4	89-87	Bosch Unit	BO	PMGR	16963	N16963
		NDenso Unit	ND	OSGR	17007	
	86		BO,ND	DD	16974	
	85		BO,ND	DD	16727	
2.5L (153) L4	89-86	Bosch Unit	BO	PMGR	16963	N16963
		NDenso Unit	ND	OSGR	17007	
2.8L (170) L6	62		PS	DD	3472	
3.7L (225) L6	62		CH	OSGR	3257	N17466
	61		PS	DD	3472	
6.8L (413) V8	61	Exc Custom Royale Models	PS	DD	3460	
<b>MAGNUM</b>						
2.7L (167) V6	08		MI	PMGR	19025	
	07-05		MI	PMGR	17910	
3.5L (215) V6	08-07		MI	PMGR	19025	
	06-05		MI	PMGR	17910	
5.2L (318) V8	79-78		CH	OSGR	3257	N17466
5.7L (345) V8	08-07	AWD	MI	PMGR	17898	
		RWD	ND	OSGR	17896	
	06-05		ND	OSGR	17896	
5.9L (360) V8	79-78		CH	OSGR	3258	N17466
6.1L (370) V8	08-06		CH	OSGR	19030	
	05		ND	OSGR	17896	
6.6L (400) V8	79-78		CH	OSGR	3258	N17466
<b>MATADOR</b>						
5.2L (318) V8	60		PS	DD	3460	
5.9L (361) V8	60		PS	DD	3460	
6.3L (383) V8	60		PS	DD	3460	
<b>MINI-RAM VAN - SEE CARAVAN</b>						
<b>MIRADA</b>						
3.7L (225) L6	83-80		CH	OSGR	3257	N17466
5.2L (318) V8	83-80		CH	OSGR	3257	N17466
5.9L (360) V8	80		CH	OSGR	3258	N17466
<b>MONACO</b>						
3.0L (181) V6	92-90		MI	PMGR	17046	
3.7L (225) L6	78-77		CH	OSGR	3257	N17466
5.2L (318) V8	78-66		CH	OSGR	3257	N17466
5.9L (360) V8	78-71		CH	OSGR	3258	N17466
6.3L (383) V8	71-66		CH	OSGR	3257	N17466
	65		CH	OSGR	3258	N17466
6.6L (400) V8	78-72		CH	OSGR	3258	N17466
6.8L (413) V8	65		CH	OSGR	3257	N17466
7.0L (426) V8	66-65	w/AT	CH	OSGR	3258	N17466
7.2L (440) V8	78-66		CH	OSGR	3258	N17466

## STARTERS / DÉMARREURS / MOTORES DE ARRANQUE

Liter Litre Litro	Year Année Año	Options Options Opciones	Mfg.	Series Série Serie	Reman	New Nouveau Nuevo
<b>DODGE - continued</b>						
<b>MOTORHOME</b>						
5.2L (318) V8	74		CH	OSGR	3258	N17466
7.2L (440) V8	74		CH	OSGR	3258	N17466
All Engines	79-75		CH	OSGR	3258	N17466
	73-70		CH	OSGR	3258	N17466
<b>NEON</b>						
<i>CHRYSLER TSB #08-39-96 STATES THAT THERE IS A CHANCE OF ICE BUILD-UP IN THE STARTER SOLENOID ("NO-START CONDITION") BECAUSE OF HIGH HUMIDITY AND BELOW FREEZING TEMPERATURES. THE PROBLEM CAN RE-OCCUR IN WARMER WEATHER ONCE DAMAGE HAS BEEN DONE.</i>						
2.0L (122) L4	05-03	Exc R/T Models	BO	PMGR	17822	
		R/T Models	BO	PMGR	17821	
	02-00	BO	PMGR	17790	N17790	
	99-98	BO	PMGR	17736	N17736	
2.4L (148) L4	05-03		BO	PMGR	17560	N17560
			MI	PMGR	17911	
<b>NITRO</b>						
3.7L (226) V6	09-07		DR	PMGR	6761	
4.0L (241) V6	11-07		DR	PMGR	6763	
<b>OMNI</b>						
1.6L (97) L4	86-83		MI	DD	16792	
1.7L (105) L4	83-78	w/AT	BO,ND	DD	16417	
		w/MT	BO,ND	DD	16418	
2.2L (135) L4	90-87	Bosch Unit	BO	PMGR	16963	N16963
		NDenso Unit	ND	OSGR	17007	
	86		BO,ND	DD	16974	
	85-81		BO,ND	DD	16727	
<b>P200</b>						
3.7L (225) L6	72-70		CH	OSGR	3258	N17466
	67		CH	OSGR	3257	N17466
5.9L (360) V8	72-70		CH	OSGR	3258	N17466
<b>P300</b>						
3.7L (225) L6	72-70		CH	OSGR	3258	N17466
	67		CH	OSGR	3257	N17466
5.9L (360) V8	72-71		CH	OSGR	3258	N17466
<b>POLARA</b>						
2.8L (170) L6	64-63		PS	DD	3472	
3.7L (225) L6	71-67		CH	OSGR	3257	N17466
	64-63		CH	OSGR	3257	N17466
4.5L (273) V8	69-64		CH	OSGR	3257	N17466
5.2L (318) V8	73-62		CH	OSGR	3257	N17466
	61-60		PS	DD	3460	
5.9L (360) V8	73-71		CH	OSGR	3258	N17466
5.9L (361) V8	64-62		CH	OSGR	3257	N17466
	61-60		PS	DD	3460	
6.3L (383) V8	71-63		CH	OSGR	3258	N17466
	61-60		PS	DD	3460	
6.6L (400) V8	73-72		CH	OSGR	3258	N17466
6.8L (413) V8	65		CH	OSGR	3257	N17466
	61		PS	DD	3460	
7.0L (426) V8	67-65	w/AT	CH	OSGR	3258	N17466
7.2L (440) V8	73-66		CH	OSGR	3258	N17466
<b>POWER RAM-50 PICKUP - SEE RAM-50 PICKUP</b>						
<b>RAIDER</b>						
2.6L	89-87		MD,MI	PMGR	16939	N16939
3.0L	89		MD,MI	PMGR	17131	N17131



# STARTERS / DÉMARREURS / MOTORES DE ARRANQUE

Liter Litre Litro	Year Année Año	Options Options Opciones	Mfg.	Series Série Serie	Reman	New Nouveau Nuevo
<b>DODGE - continued</b>						
<b>RAM PICKUPS</b>						
<i>CHRYSLER TECH BULLETIN #08-01-00 (REV A) STATES THAT 2000-01 PICKUPS MAY HAVE A NO-START, NO-CRANK CONDITION CAUSED BY A BLOWN STARTER RELAY CIRCUIT FUSE. THERE IS A PROCEDURE OUTLINED TO INSTALL STARTER SOLENOID JUMPER RELAY/HARNESS ASSEMBLY AND A NEW FUSE.</i>						
3.7L (226) V6	12-09		ND	PLGR	17950	N17950
	08-06	w/AT	ND	PLGR	17950	N17950
		w/MT	ND	OSGR	17894	
	05-04	w/AT	ND	OSGR	17823	N17823
w/MT		ND	OSGR	17894		
03-02	w/AT	ND	OSGR	17823	N17823	
	w/MT	ND	OSGR	17785	N17785	
3.9L (239) V6	01-99		ND	OSGR	17785	N17785
	98-96		ND	OSGR	17573	N17573
	95-94		ND	OSGR	17466	N17466
4.7L (285) V8	10-09		ND	PLGR	17950	N17950
	08-06	w/AT	ND	PLGR	17950	N17950
		w/MT	ND	OSGR	17894	
	05-04	w/AT	ND	OSGR	17823	N17823
w/MT		ND	OSGR	17894		
03-02	w/AT	ND	OSGR	17823	N17823	
	w/MT	ND	OSGR	17785	N17785	
5.2L (318) V8	01-99		ND	OSGR	17785	N17785
	98-96		ND	OSGR	17573	N17573
	95-94		ND	OSGR	17466	N17466
5.7L (345) V8	12-09		MI	PMGR	17948	
	08-05	w/AT	MI	PMGR	17933	N17933
		w/MT	MI	PMGR	17932	
	04-03	w/AT	ND	OSGR	17823	N17823
w/MT		ND	OSGR	17875		
5.9L (359) L6 (Diesel)	09-07		ND	PLGR	19029	
	06-03		ND	OSGR	17892	N17892
	02-94		ND	OSGR	17548	N17548
5.9L (360) V8	03-99		ND	OSGR	17785	N17785
	98-96		ND	OSGR	17573	N17573
	95-94		ND	OSGR	17466	N17466
6.7L (408) L6 (Diesel)	08-07		ND	PLGR	19029	
8.0L (488) V10	03		ND	OSGR	17895	
	02-99		ND	OSGR	17788	
	98-96		ND	OSGR	17574	N17574
	95-94		ND	OSGR	17549	
8.3L (505) V10	06-04		CH	OSGR	19028	
<b>RAM VANS</b>						
3.9L (239) V6	03-99		ND	OSGR	17785	N17785
5.2L (318) V8	03-99		ND	OSGR	17785	N17785
5.9L (360) V8	03-99		ND	OSGR	17785	N17785
<b>RAM-50 PICKUP</b>						
2.0L	89-87	w/AT	MD,MI	PMGR	16939	N16939
		w/MT	MD,MI	PMDD	16940	N16940
	86-85	w/AT	MI	OSGR	16866	
		w/MT	MI	DD	16938	
84-83	w/AT	MI	OSGR	16720		
	w/MT	MI	DD	16514	N16940	
2.3L (Diesel)	85-83		MI	OSGR	16854	
2.4L	93-92	Canada	MD,MI	PMGR	16939	N16939
		USA, w/AT	MD,MI	PMGR	16939	N16939
		USA, w/MT	MD,MI	PMDD	16940	N16940
	91-90	w/AT	MD,MI	PMGR	16939	N16939
	w/MT	MD,MI	PMDD	16940	N16940	

## STARTERS / DÉMARREURS / MOTORES DE ARRANQUE

Liter Litre Litro	Year Année Año	Options Options Opciones	Mfg.	Series Série Serie	Reman	New Nouveau Nuevo
<b>DODGE - continued</b>						
<b>RAM-50 PICKUP - continued</b>						
2.6L	89-87	w/AT	MD,MI	PMGR	16939	N16939
		w/MT	MD,MI	PMDD	16940	N16940
	86-85	w/AT	MI	OSGR	16866	
		w/MT	MI	DD	16938	
84-83	w/AT	MI	OSGR	16720		
	w/MT	MI	DD	16514	N16940	
3.0L	93-90		MD,MI	PMGR	17131	N17131
<b>RAMCHARGER</b>						
3.7L (225) L6	80-74		CH	OSGR	3257	N17466
5.2L (318) V8	93-91		ND	OSGR	17466	N17466
			ND	OSGR	17084	N17466
	87-74		CH	OSGR	3257	N17466
5.9L (360) V8	93-91		ND	OSGR	17466	N17466
			ND	OSGR	17084	N17466
	87-74		CH	OSGR	3258	N17466
6.6L (400) V8	78-76		CH	OSGR	3258	N17466
	74		CH	OSGR	3258	N17466
7.2L (440) V8	78-74		CH	OSGR	3258	N17466
<b>RAMPAGE</b>						
2.2L (135) L4	84-82		BO,ND	DD	16727	
<b>ROYAL MINI RAM</b>						
2.2L (135) L4	87-86	Bosch Unit	BO	PMGR	16963	N16963
		NDenso Unit	ND	OSGR	17007	
	85-84		BO,ND	DD	16727	
2.6L (156) L4	87-84		ND	OSGR	16676	
3.0L (181) V6	87	Bosch Unit	BO	PMGR	17047	N17210
		NDenso Unit	ND	OSGR	17020	N17216
<b>ROYAL MONACO</b>						
5.2L (318) V8	77-75		CH	OSGR	3257	N17466
5.9L (360) V8	77-75		CH	OSGR	3258	N17466
6.6L (400) V8	77-75		CH	OSGR	3258	N17466
7.2L (440) V8	77-75		CH	OSGR	3258	N17466
<b>SHADOW</b>						
2.2L (135) L4	94-90		BO	PMGR	16963	N16963
	89-87	Bosch Unit	BO	PMGR	16963	N16963
		NDenso Unit	ND	OSGR	17007	
2.5L (153) L4	94-90		BO	PMGR	16963	N16963
	89-88	Bosch Unit	BO	PMGR	16963	N16963
		NDenso Unit	ND	OSGR	17007	
3.0L (181) V6	94-92	Bosch Unit	BO	PMGR	17210	N17210
		NDenso Unit	ND	OSGR	17216	N17216
<b>SPIRIT</b>						
2.2L (135) L4	92-91		BO	PMGR	16963	N16963
2.5L (153) L4	95-90		BO	PMGR	16963	N16963
	89	Bosch Unit	BO	PMGR	16963	N16963
		NDenso Unit	ND	OSGR	17007	
3.0L (181) V6	95-91	Bosch Unit	BO	PMGR	17210	N17210
		NDenso Unit	ND	OSGR	17216	N17216
	90	Bosch Unit	BO	PMGR	17210	N17210
		NDenso Unit	ND	OSGR	17020	N17216
89	Bosch Unit	BO	PMGR	17047	N17210	
	NDenso Unit	ND	OSGR	17020	N17216	
<b>SPRINTER VAN</b>						
2.7L (165) L5 (Diesel)	06-03		BO	PMGR	18360	N18360
3.0L (182) V6 (Diesel)	09-07		BO	PMGR	19035	
3.5L (213) V6	08-07		BO	PMGR	17966	

## STARTERS / DÉMARREURS / MOTORES DE ARRANQUE

Liter Litre Litro	Year Année Año	Options Options Opciones	Mfg.	Series Série Serie	Reman	New Nouveau Nuevo
<b>DODGE - continued</b>						
<b>ST. REGIS</b>						
3.7L (225) L6	81-79		CH	OSGR	3257	N17466
5.2L (318) V8	81-79		CH	OSGR	3257	N17466
5.9L (360) V8	80-79		CH	OSGR	3258	N17466
<b>STEALTH</b>						
<i>THE STEALTH USES THE 17221 FOR CARS w/AT, AND THE 17131 FOR CARS w/MT. IN CARS BUILT FROM 1993-ON, SOME OF THE STARTERS HAD A HEAT SHIELD ATTACHED. IN ORDER TO RE-ATTACH THE SHIELD, A STARTER MUST HAVE THE PROPER HOLES TAPPED FOR IT. IF THE HEAT SHIELD IS NOT TO BE RE-USED, IT DOES NOT MATTER WHETHER THE HOLES ARE PRESENT OR NOT.</i>						
3.0L (181) V6	96-95	w/AT, California	MI	PMGR	17566	N17221
		w/AT, Canada, w/AC	MI	PMGR	17566	
		w/AT, Canada, wo/AC	MD,MI	PMGR	17221	
		w/AT, Federal	MD,MI	PMGR	17221	
		w/MT, California	MI	PMGR	17557	
		w/MT, Canada, w/AC	MI	PMGR	17557	
		w/MT, Canada, wo/AC	MD,MI	PMGR	17131	
	w/MT, Federal	MD,MI	PMGR	17131		
	94-93	w/AT, California	MI	PMGR	17566	
		w/AT, Federal	MD,MI	PMGR	17221	
		w/MT, California	MI	PMGR	17557	
	92-91	w/MT, Federal	MD,MI	PMGR	17131	
		w/AT	MD,MI	PMGR	17221	
		w/MT	MD,MI	PMGR	17131	
<b>STRATUS</b>						
<i>IT IS VERY IMPORTANT TO VERIFY THE ENGINE FOR 2001-06 2.4L ENGINES, AS STARTERS VARY</i>						
2.0L (122) L4	00-98		BO	PMGR	17736	N17736
	97-95		BO	PMGR	17560	N17560
2.4L (148) L4	06		ND	OSGR	17885	
	05-03	Coupe	MI	PMGR	17796	N17796
		Sedan	ND	OSGR	17885	
	02-01	Coupe	MI	PMGR	17796	N17796
		Sedan	ND	OSGR	17809	N17809
00-95		ND	OSGR	17562	N17562	
2.5L (152) V6	00-95		MI	PMGR	17559	N17559
2.7L (167) V6	06-03		MI	PMGR	17929	
	02-01		MI	PMGR	17832	
3.0L (181) V6	05-01		MI	PMGR	17795	N17795
<b>SX</b>						
2.0L (122) L4	05		BO	PMGR	17821	
	04-03		BO	PMGR	17822	
2.4L (148) L4	05-03		MI	PMGR	17911	
<b>VIPER</b>						
8.0L (488) V10	02-97		ND	OSGR	17711	
	96	Convertible	ND	OSGR	17547	
		Coupe	ND	OSGR	17711	
	95-92		ND	OSGR	17547	
8.3L (505) V10	06-03		CH	OSGR	19028	
8.4L (515) V10	10-08		CH	OSGR	19028	
<b>OLDER MODELS</b>						
3.7L (225) L6	69-62		CH	OSGR	3257	N17466
4.5L (273) V8	69-64		CH	OSGR	3257	N17466
5.2L (318) V8	69-62		CH	OSGR	3257	N17466
5.6L (340) V8	70		CH	OSGR	3257	N17466
5.9L (361) V8	66-62		CH	OSGR	3257	N17466
6 Cyl Engines	61-59		PS	DD	3472	
6.3L (383) V8	71-64		CH	OSGR	3258	N17466
6.7L (413) V8	65-64		CH	OSGR	3257	N17466
7.2L (440) V8	69-66		CH	OSGR	3258	N17466

## STARTERS / DÉMARREURS / MOTORES DE ARRANQUE

Liter Litre Litro	Year Année Año	Options Options Opciones	Mfg.	Series Série Serie	Reman	New Nouveau Nuevo	
<b>DODGE - continued</b>							
<b>OLDER MODELS - continued</b>							
8 Cyl Engines	61-59	Exc Custom Royale Models	PS	DD	3460		
	58-57	Exc Custom Royale Models	PS	DD	3453		
<b>EAGLE</b>							
<b>2000 GTX</b>							
2.0L	93-91	w/Turbo	MD,MI	PMGR	16939	N16939	
		wo/Turbo, w/AT	MD,MI	PMGR	17217	N17217	
		wo/Turbo, w/MT	MD,MI	PMGR	16939	N16939	
<b>MEDALLION</b>							
2.2L	89-88		PR	DD	17035		
3.0L	89-88		MI	PMGR	17046		
<b>PREMIER</b>							
2.5L	90-88		BO	PMGR	16980	N16980	
3.0L	92-88		MI	PMGR	17046		
<b>SUMMIT</b>							
<i>CARE MUST BE TAKEN WHEN REPLACING STARTERS ON SUMMIT. THE DISTANCE FROM THE MOUNTING SURFACE TO THE END OF THE DRIVE PINION IS SHORTER ON THE 17217 AND 17288, THAN IT IS ON THE 16939 AND 16940. IT IS IMPORTANT TO VERIFY THE OEM NUMBER (AND VISUALLY COMPARE) THE UNIT COMING OUT WHEN INSTALLING A REPLACEMENT. THE OEM NUMBER COMING OUT MUST DICTATE WHAT GOES BACK IN.</i>							
1.5L	96-91	w/AT, Canada	MD,MI	DD	17288	N17288	
		w/AT, USA	MD,MI	PMDD	16940	N16940	
		w/MT	MD,MI	PMDD	16940	N16940	
	90-89		MD,MI	PMDD	16940	N16940	
1.6L	90-89		MD,MI	PMGR	16939	N16939	
1.8L	96-94	w/AT	MI	PMGR	17214		
		w/MT, Canada	MI	PMGR	17450		
		w/MT, USA	MI	DD	17212		
	93-92	w/AT	MI	PMGR	17214		
		w/MT	MI	DD	17212		
2.4L	96-95	w/AT, Canada	MI	PMGR	17451		
		w/AT, USA	MD,MI	PMGR	17217	N17217	
		w/MT, Canada	MI	PMGR	17450		
		w/MT, USA	MD,MI	PMGR	16939	N16939	
		94	w/AT	MD,MI	PMGR	17217	N17217
			w/MT	MD,MI	PMGR	16939	N16939
	93-92	w/AT	MD,MI	PMGR	17217	N17217	
		w/MT, Canada	MD,MI	PMGR	16939	N16939	
		w/MT, USA	MD,MI	PMDD	16940	N16940	
<b>TALON</b>							
1.8L	94-93	w/AT	MD,MI	DD	17288	N17288	
		w/MT	MD,MI	PMDD	16940	N16940	
2.0L	98-95	w/Turbo, w/AT	MD,MI	PMGR	17217	N17217	
		w/Turbo, w/MT	MD,MI	PMGR	16939	N16939	
		wo/Turbo	BO	PMGR	17563	N17563	
		94-92	w/AT	MD,MI	PMGR	17217	N17217
		w/MT	MD,MI	PMGR	16939	N16939	
	91-90		MD,MI	PMGR	16939	N16939	
<b>VISION</b>							
3.3L (201) V6	97-93		ND	OSGR	17460	N17460	
3.5L (215) V6	97-93		MI	PMGR	17461	N17461	
<b>VISTA</b>							
1.5L	93-88		MD,MI	PMDD	16940	N16940	
1.6L	90-88		MD,MI	PMDD	16940	N16940	
2.0L	92-89	w/AT	MD,MI	PMGR	16939	N16939	
		w/MT	MD,MI	PMDD	16940	N16940	

## STARTERS / DÉMARREURS / MOTORES DE ARRANQUE

Liter Litre Litro	Year Année Año	Options Options Opciones	Mfg.	Series Série Serie	Reman	New Nouveau Nuevo
<b>FIAT</b>						
<b>124 (EXC SPIDER)</b>						
1.2L	69-66		MM	DD	16256	
1.4L	73-71		MM	DD	16256	
	70-68	Coupe Sedan or Wagon	BO,MM MM	DD DD	16257 16256	
1.6L	73-71		BO,MM	DD	16257	
1.8L	75-74		BO,MM	DD	16257	
<b>124 SPIDER</b>						
1.4L	71		MM	DD	16256	
	70-68		BO,MM	DD	16257	
1.6L	73-71		BO,MM	DD	16257	
1.8L	78-74		BO,MM	DD	16257	
2.0L	83-79		BO,MM	DD	16257	
<b>128</b>						
1.1L	73-71		CA,IS,MM	PMDD	16465	
1.3L	78-72		CA,IS,MM	PMDD	16465	
<b>131</b>						
1.8L	78-75		BO,MM	DD	16257	
<b>850</b>						
0.8L	71-66		MM	DD	16380	
0.9L	73-70		MM	DD	16380	
	68-67		MM	DD	16380	
<b>1100</b>						
1.2L	66		MM	DD	16256	
<b>2000 SPIDER (PININFARINA)</b>						
2.0L	84-83		BO	DD	16953	
<b>BRAVA</b>						
2.0L	81-79		BO,MM	DD	16257	
<b>STRADA</b>						
1.5L	82-79	w/MT	BO,MM	DD	16593	
<b>X-1/9</b>						
1.3L	78-74		CA,IS,MM	PMDD	16465	
1.5L	84-79	w/MT	BO,MM	DD	16593	
2.0L	84	w/MT	BO,MM	DD	16593	
	83	w/MT	BO	DD	16953	
<b>FORD</b>						
<b>AEROSTAR</b>						
2.3L (140) L4	87-86		FD	DD	3191	N3191
2.8L (171) V6	86		FD	DD	3188	N3188
3.0L (182) V6	97	w/Post "S" Terminal on Solenoid	FD	PMGR	3272	N3272
		w/Spade "S" Terminal on Solenoid	FD	PMGR	3213	N3213
	96-92		FD	PMGR	3213	N3213
	91-86		FD	DD	3187	N3187
4.0L (245) V6	97	w/Post "S" Terminal on Solenoid	FD	PMGR	3273	N3273
		w/Spade "S" Terminal on Solenoid	FD	PMGR	3271	N3271
	96		FD	PMGR	3239	N3239
	95-90		FD	PMGR	3224	N3224
<b>ASPIRE</b>						
1.3L (81) L4	97-94	w/AT	MI	DD	17181	
		w/MT	MD,MI	DD	17010	
<b>BRONCO</b>						
2.8L (170) L6	72	w/AT	FD	DD	3135	
		w/MT	FD	DD	3131	
	71-65		FD	DD	3135	

## STARTERS / DÉMARREURS / MOTORES DE ARRANQUE

Liter Litre Litro	Year Année Año	Options Options Opciones	Mfg.	Series Série Serie	Reman	New Nouveau Nuevo
<b>FORD - continued</b>						
<b>BRONCO - continued</b>						
3.3L (200) L6	74-73	w/AT	FD	DD	3131	
		w/MT	FD	DD	3135	
3.9L (240) L6	67	w/AT	FD	DD	3124	
		w/MT	FD	DD	3132	N3185
4.7L (289) V8	68-66	w/AT	FD	DD	3124	
		w/MT	FD	DD	3132	N3185
4.9L (300) L6	93-92	w/AT	FD	PMGR	3205	N3205
		w/MT	FD	PMGR	3223	N3223
	91-83	w/AT	FD	DD	3180	N3180
		w/MT	FD	DD	3185	N3185
	82-80	w/AT	FD	DD	3153	N3168
		w/MT	FD	DD	3154	N3185
5.0L (302) V8	96-92	w/AT	FD	PMGR	3205	N3205
		w/MT	FD	PMGR	3223	N3223
	91-83	w/AT	FD	DD	3180	N3180
		w/MT	FD	DD	3185	N3185
	82-80	w/AT	FD	DD	3153	N3168
		w/MT	FD	DD	3154	N3185
	77	w/AT, w/B+ Post on Side of Starter	FD	DD	3124	
		w/AT, w/B+ Tab on Rear of Starter	FD	DD	3153	N3168
		w/MT, w/B+ Post on Side of Starter	FD	DD	3132	N3185
		w/MT, w/B+ Tab on Rear of Starter	FD	DD	3154	N3185
76-69	w/AT	FD	DD	3124		
	w/MT	FD	DD	3132	N3185	
5.8L (351) V8	96-92	w/AT	FD	PMGR	3205	N3205
		w/MT	FD	PMGR	3223	N3223
	91-85	w/AT	FD	DD	3153	N3168
		w/MT	FD	DD	3185	N3185
	84-83	w/AT	FD	DD	3180	N3180
		w/MT	FD	DD	3185	N3185
	82-80	Modified Eng	FD	DD	3152	N3174
Windsor Eng, w/AT		FD	DD	3153	N3168	
Windsor Eng, w/MT		FD	DD	3154	N3185	
79-78	Modified Eng	FD	DD	3152	N3174	
6.6L (400) V8	79-78		FD	DD	3152	N3174
<b>BRONCO II</b>						
2.8L (171) V6	85-84		FD	DD	3188	N3188
2.9L (177) V6	90-86		FD	DD	3188	N3188
<b>CLUB</b>						
2.4L (144) L6	64-62		FD	DD	3131	
2.8L (170) L6	67-66	w/AT	FD	DD	3135	
		w/MT	FD	DD	3131	
	65-62		FD	DD	3131	
3.3L (200) L6	63		FD	DD	3131	
3.7L (223) L6	64-62		FD	DD	3123	
	61-56	12-Volt	FD	DD	3115	
	55	6-Volt	FD	DD	3110	
4.3L (260) V8	64-63	w/AT	FD	DD	3124	
		w/MT	FD	DD	3132	N3185
4.5L (272) V8	57-56		FD	DD	3115	
	55	6-Volt	FD	DD	3110	
4.7L (289) V8	64-63	w/AT	FD	DD	3124	
		w/MT	FD	DD	3132	N3185
4.8L (292) V8	62		FD	DD	3123	
	61-58		FD	DD	3115	
5.8L (352) V8	64-62		FD	DD	3123	
	61-58	12-Volt	FD	DD	3115	
6.4L (390) V8	64-62		FD	DD	3123	

## STARTERS / DÉMARREURS / MOTORES DE ARRANQUE

Liter Litre Litro	Year Année Año	Options Options Opciones	Mfg.	Series Série Serie	Reman	New Nouveau Nuevo	
<b>FORD - continued</b>							
<b>CLUB WAGON (CAR) - SEE CLUB</b>							
<b>CONTOUR</b>							
2.0L (121) L4	00-95	w/AT w/MT	FD	PMGR	3262	N3262	
2.5L (155) V6	00-95		FD	PMGR	3261	N3261	
			FD	PMGR	3263	N3263	
<b>CORTINA</b>							
1.6L	71-70	w/MT	LU	DD	16133		
<b>COUNTRY SEDAN</b>							
2.4L (144) L6	62		FD	DD	3131		
2.8L (170) L6	67-65	w/AT	FD	DD	3135		
		w/MT	FD	DD	3131		
	64-62		FD	DD	3131		
3.3L (200) L6	67-66	w/AT	FD	DD	3131		
		w/MT	FD	DD	3135		
	65-63		FD	DD	3131		
3.7L (223) L6	64-62		FD	DD	3123		
		61-56	12-Volt	FD	DD	3115	
		55-54	6-Volt	FD	DD	3110	
3.9L (239) V8	54	6-Volt	FD	DD	3110		
3.9L (240) L6	70-65	w/AT	FD	DD	3124		
		w/MT	FD	DD	3132	N3185	
4.3L (260) V8	65-63	w/AT	FD	DD	3124		
		w/MT	FD	DD	3132	N3185	
4.5L (272) V8	57-56		FD	DD	3115		
		55	6-Volt	FD	DD	3110	
4.7L (289) V8	67-65	w/AT	FD	DD	3124		
		w/MT	FD	DD	3132	N3185	
4.8L (292) V8	62		FD	DD	3123		
		61-58		FD	DD	3115	
5.0L (302) V8	72-68	w/AT	FD	DD	3124		
		w/MT	FD	DD	3132	N3185	
5.4L (332) V8	59		FD	DD	3115		
5.8L (351) V8	74-69		FD	DD	3124		
5.8L (352) V8	67-65		FD	DD	3131		
		64-62		FD	DD	3123	
		61-58	12-Volt	FD	DD	3115	
6.4L (390) V8	71-65		FD	DD	3131		
		64-62		FD	DD	3123	
6.6L (400) V8	74-71		FD	DD	3149		
7.0L (427) V8	68-65		FD	DD	3131		
7.0L (428) V8	70-66		FD	DD	3131		
7.0L (429) V8	73-69	w/Solenoid On Starter	FD	DD	3142		
		wo/Solenoid On Starter	FD	DD	3149		
7.5L (460) V8	74-72		FD	DD	3142		
<b>COUNTRY SQUIRE</b>							
2.4L (144) L6	62		FD	DD	3131		
2.8L (170) L6	67-65	w/AT	FD	DD	3135		
		w/MT	FD	DD	3131		
	64-62		FD	DD	3131		
3.3L (200) L6	67-66	w/AT	FD	DD	3131		
		w/MT	FD	DD	3135		
	65-63		FD	DD	3131		
3.7L (223) L6	64-62		FD	DD	3123		
		61-56	12-Volt	FD	DD	3115	
		55-54	6-Volt	FD	DD	3110	
3.9L (239) V8	54	6-Volt	FD	DD	3110		

## STARTERS / DÉMARREURS / MOTORES DE ARRANQUE

Liter Litre Litro	Year Année Año	Options Options Opciones	Mfg.	Series Série Serie	Reman	New Nouveau Nuevo
<b>FORD - continued</b>						
<b>COUNTRY SQUIRE - continued</b>						
3.9L (240) L6	67-65	w/AT w/MT	FD	DD	3124 3132	N3185
4.3L (260) V8	64-63	w/AT w/MT	FD	DD	3124 3132	N3185
4.5L (272) V8	57-56		FD	DD	3115	
	55	6-Volt	FD	DD	3110	
4.7L (289) V8	67-65	w/AT w/MT	FD	DD	3124 3132	N3185
	62		FD	DD	3123	
4.8L (292) V8	61-58		FD	DD	3115	
	91		FD	PMGR	3205	N3205
5.0L (302) V8	90	DD Starter PMGR Starter	FD	DD	3180	N3180
			FD	PMGR	3205	N3205
	89-87		FD	DD	3180	N3180
	79		FD	DD	3153	N3168
	72-68	w/AT w/MT	FD	DD	3124 3132	N3185
5.4L (332) V8	59		FD	DD	3115	
5.8L (351) V8	87		FD	DD	3180	N3180
	82		FD	DD	3180	N3180
	79	Windsor Eng	FD	DD	3153	N3168
	78	Modified Eng Windsor Eng	FD	DD	3152	N3174
			FD	DD	3153	N3168
	77	Modified Eng, w/B+ Post on Side of Starter Modified Eng, w/B+ Tab on Rear of Starter Windsor Eng, w/B+ Post on Side of Starter Windsor Eng, w/B+ Tab on Rear of Starter	FD	DD	3149	
			FD	DD	3152	N3174
			FD	DD	3124	
		FD	DD	3153	N3168	
	76-75	Modified Eng	FD	DD	3149	
	74-69		FD	DD	3124	
5.8L (352) V8	67-65		FD	DD	3131	
	64-62		FD	DD	3123	
	61-58	12-Volt	FD	DD	3115	
6.4L (390) V8	71-65		FD	DD	3131	
	64-62		FD	DD	3123	
6.6L (400) V8	76-71		FD	DD	3149	
7.0L (427) V8	68-64		FD	DD	3131	
7.0L (428) V8	70-66		FD	DD	3131	
7.0L (429) V8	73-69	w/Solenoid On Starter	FD	DD	3142	
		wo/Solenoid On Starter	FD	DD	3149	
7.5L (460) V8	76-72		FD	DD	3142	
<b>COURIER</b>						
1.8L (110) L4	78-74		ND	DD	16245	
	73-72	w/Threaded Mtg Ears wo/Threaded Mtg Ears	ND	DD	16245 16242	
2.0L (122) L4	82-79		ND	DD	16245	
2.3L (140) L4	82-77	w/AT	ND	DD	16272	
		w/MT	ND	DD	16254	
<b>COURIER SEDAN DELIVERY</b>						
3.7L (223) L6	60-56	12-Volt	FD	DD	3115	
	55-54	6-Volt	FD	DD	3110	
3.9L (239) V8	54	6-Volt	FD	DD	3110	
4.5L (272) V8	57-56		FD	DD	3115	
4.8L (292) V8	58		FD	DD	3115	
5.8L (352) V8	58	12-Volt	FD	DD	3115	
<b>CRESTLINE</b>						
3.7L (223) L6	54	6-Volt	FD	DD	3110	
3.9L (239) V8	54	6-Volt	FD	DD	3110	



# STARTERS / DÉMARREURS / MOTORES DE ARRANQUE

Liter Litre Litro	Year Année Año	Options Options Opciones	Mfg.	Series Série Serie	Reman	New Nouveau Nuevo
<b>FORD - continued</b>						
<b>CROWN VICTORIA</b>						
2 DIFFERENT STARTERS ARE USED ON FORD 4.6L ENGINES. THE 3242 IS A 2-BOLT PATTERN, THE 3221 IS A 3-BOLT PATTERN.						
FORD TSB # 94-18-3 REFERENCES A "NO CRANK" PROBLEM IN 1994-92 CROWN VICTORIA'S. THIS PROBLEM IS DUE TO A CORROSION BUILD-UP AT THE STARTER SOLENOID CONNECTOR. REPLACE THIS CONNECTOR WHEN SERVICING THE STARTER.						
4.6L (281) V8	11-96		FD	PMGR	3267	N3267
	95-93		FD	PMGR	3221	N3221
	92	w/2 Mtg Holes w/3 Mtg Holes	FD	PMGR	3242	N3242
5.0L (302) V8	91		FD	PMGR	3205	N3205
	90	DD Starter PMGR Starter	FD	DD	3180	N3180
	89-87		FD	PMGR	3205	N3205
5.8L (351) V8	91-87		FD	DD	3180	N3180
<b>CUSTOM</b>						
3.7L (223) L6	64		FD	DD	3123	
	59-57	12-Volt	FD	DD	3115	
3.9L (240) L6	72-65	w/AT	FD	DD	3124	
		w/MT	FD	DD	3132	N3185
4.3L (260) V8	65-62	w/AT	FD	DD	3124	
		w/MT	FD	DD	3132	N3185
4.5L (272) V8	57		FD	DD	3115	
4.7L (289) V8	67-64	w/AT	FD	DD	3124	
		w/MT	FD	DD	3132	N3185
4.8L (292) V8	59-58		FD	DD	3115	
5.0L (302) V8	72-68	w/AT	FD	DD	3124	
		w/MT	FD	DD	3132	N3185
5.4L (332) V8	59		FD	DD	3115	
5.8L (351) V8	77	Modified Eng, w/B+ Post on Side of Starter	FD	DD	3149	
		Modified Eng, w/B+ Tab on Rear of Starter	FD	DD	3152	N3174
		Windsor Eng, w/B+ Post on Side of Starter	FD	DD	3124	
		Windsor Eng, w/B+ Tab on Rear of Starter	FD	DD	3153	N3168
	76-75	Modified Eng	FD	DD	3149	
	74-69		FD	DD	3124	
5.8L (352) V8	66-65		FD	DD	3131	
	64-62		FD	DD	3123	
	60-59	12-Volt	FD	DD	3115	
6.4L (390) V8	71-65		FD	DD	3131	
	64-62		FD	DD	3123	
6.6L (400) V8	77-71		FD	DD	3149	
6.6L (406) V8	64-62		FD	DD	3123	
7.0L (427) V8	68-65		FD	DD	3131	
7.0L (428) V8	70-66		FD	DD	3131	
7.0L (429) V8	73-69	w/Solenoid On Starter	FD	DD	3142	
		wo/Solenoid On Starter	FD	DD	3149	
7.5L (460) V8	76-73		FD	DD	3142	
<b>CUSTOM 300 / 500 - SEE CUSTOM</b>						
<b>CUSTOMLINE</b>						
3.7L (223) L6	56	12-Volt	FD	DD	3115	
	55-54	6-Volt	FD	DD	3110	
3.9L (239) V8	54	6-Volt	FD	DD	3110	
4.5L (272) V8	56		FD	DD	3115	
	55	6-Volt	FD	DD	3110	
<b>DEL RIO WAGON</b>						
3.7L (223) L6	58-57	12-Volt	FD	DD	3115	
4.5L (272) V8	57		FD	DD	3115	
4.8L (292) V8	58		FD	DD	3115	

## STARTERS / DÉMARREURS / MOTORES DE ARRANQUE

Liter Litre Litro	Year Année Año	Options Options Opciones	Mfg.	Series Série Serie	Reman	New Nouveau Nuevo	
<b>FORD - continued</b>							
<b>DEL RIO WAGON - continued</b>							
5.1L (312) V8	57	12-Volt	FD	DD	3115		
5.8L (352) V8	58	12-Volt	FD	DD	3115		
<b>E-SERIES VANS</b>							
2.4L (144) L6	65-60		FD	DD	3131		
2.8L (170) L6	70-68		FD	DD	3131		
	67-66	w/AT	FD	DD	3135		
		w/MT	FD	DD	3131		
	65-62		FD	DD	3131		
3.9L (240) L6	74-65	w/AT	FD	DD	3124		
		w/MT	FD	DD	3132	N3185	
4.2L (256) V6	03-97		FD	PMGR	3268	N3268	
4.6L (281) V8	12-97		FD	PMGR	3267	N3267	
4.7L (289) V8	68-67	w/AT	FD	DD	3124		
		w/MT	FD	DD	3132	N3185	
4.9L (300) L6	96-92	w/AT	FD	PMGR	3205	N3205	
		w/MT	FD	PMGR	3223	N3223	
	91-83	w/AT	FD	DD	3180	N3180	
		w/MT	FD	DD	3185	N3185	
	82-78	w/AT	FD	DD	3153	N3168	
		w/MT	FD	DD	3154	N3185	
	77	w/AT, w/B+ Post on Side of Starter w/AT, w/B+ Tab on Rear of Starter w/MT, w/B+ Post on Side of Starter w/MT, w/B+ Tab on Rear of Starter		FD	DD	3124	
			FD	DD	3153	N3168	
			FD	DD	3132	N3185	
			FD	DD	3154	N3185	
76-72	w/AT		FD	DD	3124		
		w/MT	FD	DD	3132	N3185	
5.0L (302) V8	96-92	w/AT	FD	PMGR	3205	N3205	
		w/MT	FD	PMGR	3223	N3223	
	91-83	w/AT	FD	DD	3180	N3180	
		w/MT	FD	DD	3185	N3185	
	82-79	w/AT	FD	DD	3153	N3168	
w/MT		FD	DD	3154	N3185		
75-68	w/AT		FD	DD	3124		
		w/MT	FD	DD	3132	N3185	
5.4L (330) V8	12-97		FD	PMGR	3267	N3267	
5.8L (351) V8	96-92	w/AT	FD	PMGR	3205	N3205	
		w/MT	FD	PMGR	3223	N3223	
	91-85	w/AT	FD	DD	3153	N3168	
		w/MT	FD	DD	3185	N3185	
	84-83	w/AT	FD	DD	3180	N3180	
		w/MT	FD	DD	3185	N3185	
	82	w/AT	FD	DD	3153	N3168	
		w/MT	FD	DD	3154	N3185	
	81-80	Modified Eng Windsor Eng, w/AT Windsor Eng, w/MT		FD	DD	3152	N3174
				FD	DD	3153	N3168
			FD	DD	3154	N3185	
79-78	w/AT		FD	DD	3153	N3168	
		w/MT	FD	DD	3154	N3185	
77	w/AT, w/B+ Post on Side of Starter w/AT, w/B+ Tab on Rear of Starter w/MT, w/B+ Post on Side of Starter w/MT, w/B+ Tab on Rear of Starter		FD	DD	3124		
			FD	DD	3153	N3168	
			FD	DD	3132	N3185	
			FD	DD	3154	N3185	
76-75	w/AT		FD	DD	3124		
		w/MT	FD	DD	3132	N3185	
6.0L (363) V8 (Diesel)	10-04		FD	OSGR	6670	N6670	
6.6L (400) V8	82-80		FD	DD	3152	N3174	
6.8L (415) V10	12-97		FD	PMGR	3267	N3267	

# STARTERS / DÉMARREURS / MOTORES DE ARRANQUE

Liter Litre Litro	Year Année Año	Options Options Opciones	Mfg.	Series Série Serie	Reman	New Nouveau Nuevo
<b>FORD - continued</b>						
<b>E-SERIES VANS - continued</b>						
<i>ATTENTION – FORD TECHNICAL BULLETIN #85-10 – PART # 3300 (1987-83 Ford Trucks w/6.9L Diesel)</i>						
<i>FORD HAS EXPERIENCED PROBLEMS WITH THE OEM DELCO STARTER THAT WAS USED IN THE 6.9L DIESEL TRUCKS. THE PROBLEM IS THAT THE TRUCKS EXPERIENCE REPEATED "MILLING" OF THE RING GEAR, THEREFORE ACCOUNTING FOR EARLY STARTER GEAR, AND FLYWHEEL, FAILURE.</i>						
<i>THE "CURE" FOR THE PROBLEM IS INSTALLING THE MITSUBISHI BUILT STARTER (17037), AND REPLACING THE RING GEAR (FORD PART # E3TZ-6384-A) AS OUTLINED IN SECTION 22-08-30 OF THE 1985 TRUCK SHOP MANUAL (VOLUME B – ENGINE).</i>						
6.9L (420) V8 (Diesel)	87-85	Mitsubishi Unit	MI	OSGR	17037	N17037
		NDenso Replacement Unit	ND	OSGR	16658	N16658
	84-83	Original Unit, DD Starter, 27MT	DR	DD	3300	N17037
		Replacement Unit, OSGR Starter, 28MT	DR	OSGR	6573	
<i>THE 17578 (MITSUBISHI – 3 MOUNTING EARS) AND 6669 (VISTEON – 2 MOUNTING EARS) WERE USED ON 1995-ON 7.3L POWERSTROKE APPLICATIONS. NIPPONDENSO HAS MADE A UNIT (17802 – 2 MOUNTING EARS) WHICH WILL MOUNT UP AND WORK FINE WITH NO FURTHER MODIFICATIONS, OTHER THAN TO TRIM THE BATTERY CABLE END TO FIT THE STUD. THIS IS ACCORDING TO MANY WHO HAVE DONE IT.</i>						
<i>THE 17577 AND 17578 LOOK VERY SIMILAR, BUT THE 17578 HAS A SHORTER DISTANCE FROM MOUNTING SURFACE TO PINION, AND WILL NOT WORK IN PLACE OF THE 17577 (OR VISA-VERSA). THE 17577 AND 17037 CAN BE USED IN PLACE OF EACH OTHER, DESPITE THEIR APPEARANCE DIFFERENCES.</i>						
7.3L (445) V8 (Diesel)	03-01	NDenso Replacement Unit	ND	OSGR	17802	N17802
		Visteon (Ford) Unit	FD	OSGR	6669	N6669
	00-95	Mitsubishi Unit	MI	PLGR	17578	N17578
		NDenso Replacement Unit	ND	OSGR	17802	N17802
	94	Mitsubishi Unit, w/Nose Cone	MI	OSGR	17037	N17037
	Mitsubishi Unit, wo/Nose Cone	MI	PLGR	17577	N17577	
	NDenso Replacement Unit	ND	OSGR	16658	N16658	
93-88		Mitsubishi Unit	MI	OSGR	17037	N17037
		NDenso Replacement Unit	ND	OSGR	16658	N16658
<i>THE STARTERS FOR THE 1992 AND NEWER 7.5L ENGINES WILL LOOK IDENTICAL TO THE EYE. IT IS ABSOLUTELY CRUCIAL TO VERIFY THE OEM NUMBER ON THE FRONT CASTING OF THE STARTER, RIGHT ABOVE THE NOSE CONE, TO ENSURE PROPER FIT AND ENGAGEMENT. THE 3225 CASTING NUMBER, WHICH IS FOUND ON THE TOP RIGHT FROM THE NOSE CONE, IS # F2TU-11131-CA. THE 3226 CASTING NUMBER, WHICH IS FOUND ON THE TOP LEFT FROM THE NOSE CONE, IS # F2TU-11131-BA. THE DIFFERENCE IN THESE UNITS IS THAT THE OFFSET FROM MOUNTING RING CENTER TO SHAFT CENTER IS DIFFERENT.</i>						
7.5L (460) V8	96-92	w/AT, Casting # F2TU-11131-BA	FD	PMGR	3226	N3226
		w/MT, Casting # F2TU-11131-CA	FD	PMGR	3225	N3225
	91-78		FD	DD	3152	N3174
	77	w/Solenoid On Starter	FD	DD	3142	
		wo/Solenoid On Starter	FD	DD	3152	N3174
76-75		FD	DD	3142		
<b>EDGE</b>						
2.0L (122) L4	12		FD	PMGR	6674	N6674
3.5L (213) V6	12-07		FD	PMGR	6692	
3.7L (227) V6	12-11		FD	PMGR	6692	
<b>ESCAPE</b>						
2.0L (122) L4	04-01		FD	PMGR	3262	N3262
2.3L (140) L4	08-05		FD	PMGR	6674	N6674
2.5L (152) L4	12-09		FD	PMGR	6674	N6674
3.0L (182) V6	11-05		FD	PMGR	6676	N6676
	04-01		FD,MI	PMGR	6656	N6656
<b>ESCORT</b>						
1.6L (98) L4	85-81		FD	DD	3181	
1.8L (112) L4	96-91		FD	PMGR	3214	N3214
1.9L (116) L4	96-91	Ford Eng	FD	PMGR	3217	N3217
	90-85		FD	DD	3196	N3196
2.0L (121) L4	03		FD	PMGR	3262	N3262
	02-98	Exc ZX2 Models	FD	PMGR	6645	N6645
		ZX2 Models	FD	PMGR	3262	N3262
	97		FD	PMGR	3217	N3217
2.0L (121) L4 (Diesel)	87-84		FD	OSGR	3194	

## STARTERS / DÉMARREURS / MOTORES DE ARRANQUE

Liter Litre Litro	Year Année Año	Options Options Opciones	Mfg.	Series Série Serie	Reman	New Nouveau Nuevo
<b>FORD - continued</b>						
<b>EXCURSION</b>						
<i>THE 17578 (MITSUBISHI – 3 MOUNTING EARS) AND 6669 (VISTEON – 2 MOUNTING EARS) WERE USED ON 2000-ON 7.3L POWERSTROKE APPLICATIONS. NIPPONDENSO HAS MADE A UNIT (17802 – 2 MOUNTING EARS) WHICH WILL MOUNT UP AND WORK FINE WITH NO FURTHER MODIFICATIONS, OTHER THAN TO TRIM THE BATTERY CABLE END TO FIT THE STUD. THIS IS ACCORDING TO MANY WHO HAVE DONE IT.</i>						
<i>FORD ARTICLE #03-20-5 TALKS ABOUT CERTAIN 1999-2003 EXCURSION AND SUPER-DUTY MODELS MAY EXHIBIT A CONDITION OF THE STARTER MOTOR STAYING ENGAGED AFTER RELEASING THE KEY, REPEATED STARTER FAILURE, OR A STICKING OR BINDING LOCK ASSEMBLY CAUSED BY A FAULTY LOCK ASSEMBLY, A SHORT IN THE RELAY CIRCUIT, A STICKING STARTER RELAY, OR AN INTERNAL SHORT IN THE POWER DISTRIBUTION JUNCTION BOX.</i>						
5.4L (330) V8	05-00		FD	PMGR	6646	N6646
6.0L (363) V8 (Diesel)	05-03		FD	OSGR	6670	N6670
6.8L (415) V10	05-00		FD	PMGR	6646	N6646
7.3L (445) V8 (Diesel)	03-01	NDenso Replacement Unit	ND	OSGR	17802	N17802
		Visteon (Ford) Unit	FD	OSGR	6669	N6669
	00	Mitsubishi Unit	MI	PLGR	17578	N17578
		NDenso Replacement Unit	ND	OSGR	17802	N17802
<b>EXP</b>						
1.6L (98) L4	85-81		FD	DD	3181	
1.9L (116) L4	88-85		FD	DD	3196	N3196
<b>EXPEDITION</b>						
4.6L (281) V8	04-99		FD	PMGR	6646	N6646
	98-97		FD	PMGR	3267	N3267
5.4L (330) V8	12-99		FD	PMGR	6646	N6646
	98-97		FD	PMGR	3267	N3267
<b>EXPLORER</b>						
<i>SOME FORD EXPLORER'S HAVE BEEN DISCOVERED WITH BAD POSITIVE BATTERY CABLES, WHICH APPEAR TO "ROT OUT" FROM THE INSIDE. THIS MAY BE DETECTED AS A "BULGE" IN THE WIRE. THE SYMPTOMS WILL BE A STARTER THAT MAY ONLY "CLICK". A VOLTAGE DROP TEST WILL VERIFY THIS CONDITION. A NEW BATTERY COVER (FORD # F37Z-10A687-A) CAN BE USED TO PREVENT THIS CONDITION.</i>						
2.0L (122) L4	12		FD	PMGR	6674	N6674
3.5L (213) V6	12-11		FD	PMGR	6692	
4.0L (245) V6	10-04		FD	PMGR	3273	N3273
	03-98	w/AT	FD	PMGR	3273	N3273
		w/MT	FD	PMGR	3240	N3240
	97	w/AT, w/Post "S" Terminal on Solenoid	FD	PMGR	3273	N3273
		w/AT, w/Spade "S" Terminal on Solenoid	FD	PMGR	3271	N3271
		w/MT, w/Post "S" Terminal on Right Side of Solenoid	FD	PMGR	3240	N3240
		w/MT, w/Spade "S" Terminal on Left Side of Solenoid	FD	PMGR	3232	N3232
	96	w/AT	FD	PMGR	3239	N3239
w/MT		FD	PMGR	3232	N3232	
95-91	w/AT	FD	PMGR	3224	N3224	
	w/MT	FD	PMGR	3232	N3232	
4.6L (281) V8	10-02		FD	PMGR	6658	N6658
5.0L (302) V8	01-98		FD	PMGR	3274	N3274
	97	w/Post "S" Terminal on Solenoid	FD	PMGR	3274	N3274
		w/Spade "S" Terminal on Solenoid	FD	PMGR	3269	N3269
96		FD	PMGR	3269	N3269	
<b>EXPLORER SPORT TRAC - SEE EXPLORER</b>						
<b>F-SERIES PICKUPS</b>						
<i>FORD TSB #00-23-8 TALKS ABOUT A POSSIBLE STARTING PROBLEM IN 1997-2000 F-SERIES TRUCKS DUE TO MOISTURE FREEZING IN THE STARTER SOLENOID AT TEMPERATURES BELOW 10 DEGREES (F). REPLACEMENT SOLENOID #F8ZZ-11390-BA COMES WITH A GASKET WHICH HELPS SEAL THE CONNECTION BETWEEN THE SOLENOID AND THE STARTER TO KEEP THE MOISTURE OUT.</i>						
<i>FORD ARTICLE #03-20-5 TALKS ABOUT CERTAIN 1999-2003 EXCURSION AND SUPER-DUTY MODELS MAY EXHIBIT A CONDITION OF THE STARTER MOTOR STAYING ENGAGED AFTER RELEASING THE KEY, REPEATED STARTER FAILURE, OR A STICKING OR BINDING LOCK ASSEMBLY CAUSED BY A FAULTY LOCK ASSEMBLY, A SHORT IN THE RELAY CIRCUIT, A STICKING STARTER RELAY, OR AN INTERNAL SHORT IN THE POWER DISTRIBUTION JUNCTION BOX.</i>						
3.7L (223) L6	64-62		FD	DD	3123	
	61-56	12-Volt	FD	DD	3115	
	55-54	6-Volt	FD	DD	3110	

## STARTERS / DÉMARREURS / MOTORES DE ARRANQUE

Liter Litre Litro	Year Année Año	Options Options Opciones	Mfg.	Series Série Serie	Reman	New Nouveau Nuevo
<b>FORD - continued</b>						
<b>F-SERIES PICKUPS - continued</b>						
3.8L (232) V6	83	w/AT	FD	DD	3180	N3180
		w/MT	FD	DD	3154	N3185
	82	w/AT, w/4" Diameter Case Starter	FD	DD	3180	N3180
		w/AT, w/4 1/2" Diameter Case Starter w/MT	FD FD	DD DD	3153 3154	N3168 N3185
3.9L (239) V8	55-54	6-Volt	FD	DD	3110	
3.9L (240) L6	74-65	w/AT	FD	DD	3124	
		w/MT	FD	DD	3132	N3185
4.2L (255) V8	82-81	w/AT	FD	DD	3153	N3168
		w/MT	FD	DD	3154	N3185
4.2L (256) V6	08-99	Mexican Models	DR	PMGR	6727	
		USA Models	FD	PMGR	6647	N6647
	98		FD	PMGR	3268	N3268
	97	w/Post "S" Terminal on Solenoid	FD	PMGR	3268	N3268
		w/Spade "S" Terminal on Solenoid	FD	PMGR	3205	N3205
4.3L (262) L6	64		FD	DD	3123	
	63-62	w/Nose Cone	FD	DD	3128	
		wo/Nose Cone	FD	DD	3123	
61	12-Volt	FD	DD	3115		
4.5L (272) V8	57-56	12-Volt	FD	DD	3115	
	55	6-Volt	FD	DD	3110	
4.6L (281) V8	10-99		FD	PMGR	6646	N6646
	98		FD	PMGR	3267	N3267
	97	w/Post "S" Terminal on Solenoid w/Spade "S" Terminal on Solenoid	FD FD	PMGR PMGR	3267 3221	N3267 N3221
4.8L (292) V8	64-62		FD	DD	3123	
	61-57	12-Volt	FD	DD	3115	
4.9L (300) L6	96-92	w/AT	FD	PMGR	3205	N3205
		w/MT	FD	PMGR	3223	N3223
	91-83	w/AT	FD	DD	3180	N3180
		w/MT	FD	DD	3185	N3185
	82-78	w/AT	FD	DD	3153	N3168
		w/MT	FD	DD	3154	N3185
77	w/AT, w/B+ Post on Side of Starter	FD	DD	3124		
	w/AT, w/B+ Tab on Rear of Starter w/MT, w/B+ Post on Side of Starter w/MT, w/B+ Tab on Rear of Starter	FD FD FD	DD DD DD	3153 3132 3154	N3168 N3185 N3185	
76-65	w/AT	FD	DD	3124		
	w/MT	FD	DD	3132	N3185	
5.0L (302) V8	12-11		FD	PMGR	6646	N6646
	96-92	w/AT	FD	PMGR	3205	N3205
		w/MT	FD	PMGR	3223	N3223
	91-83	w/AT	FD	DD	3180	N3180
		w/MT	FD	DD	3185	N3185
	82-78	w/AT	FD	DD	3153	N3168
		w/MT	FD	DD	3154	N3185
77	w/AT, w/B+ Post on Side of Starter	FD	DD	3124		
	w/AT, w/B+ Tab on Rear of Starter w/MT, w/B+ Post on Side of Starter w/MT, w/B+ Tab on Rear of Starter	FD FD FD	DD DD DD	3153 3132 3154	N3168 N3185 N3185	
76-69	w/AT	FD	DD	3124		
	w/MT	FD	DD	3132	N3185	
5.4L (330) V8	10-09	Exc Super Duty	FD	PMGR	6646	N6646
		Super Duty, w/Nose Cone	FD	PMGR	3267	N3267
		Super Duty, wo/Nose Cone	FD	PMGR	6646	N6646
	08-99		FD	PMGR	6646	N6646
98-97		FD	PMGR	3267	N3267	
5.4L (332) V8	61-60	12-Volt	FD	DD	3115	

## STARTERS / DÉMARREURS / MOTORES DE ARRANQUE

Liter Litre Litro	Year Année Año	Options Options Opciones	Mfg.	Series Série Serie	Reman	New Nouveau Nuevo
<b>FORD - continued</b>						
<b>F-SERIES PICKUPS - continued</b>						
5.8L (351) V8	97	w/AT	FD	PMGR	3205	N3205
		w/MT, w/Post "S" Terminal on Solenoid	FD	PMGR	3241	N3241
		w/MT, w/Spade "S" Terminal on Solenoid	FD	PMGR	3223	N3223
	96-92	w/AT	FD	PMGR	3205	N3205
		w/MT	FD	PMGR	3223	N3223
	91-85	w/AT	FD	DD	3153	N3168
		w/MT	FD	DD	3185	N3185
	84-83	w/AT	FD	DD	3180	N3180
		w/MT	FD	DD	3185	N3185
	82	w/AT	FD	DD	3153	N3168
w/MT		FD	DD	3154	N3185	
81	Modified Eng Windsor Eng, w/AT Windsor Eng, w/MT	FD	DD	3152	N3174	
		FD	DD	3153	N3168	
		FD	DD	3154	N3185	
80-78		FD	DD	3152	N3174	
77	w/B+ Post on Side of Starter w/B+ Tab on Rear of Starter	FD	DD	3149		
		FD	DD	3152	N3174	
5.8L (352) V8	67-65		FD	DD	3131	
	59-57	12-Volt	FD	DD	3115	
5.9L (360) V8	76-68		FD	DD	3131	
6.0L (363) V8 (Diesel)	07-03		FD	OSGR	6670	N6670
6.2L (379) V8	12-10		FD	PMGR	6646	N6646
6.4L (390) V8	76-67		FD	DD	3131	
6.4L (391) V8 (Diesel)	10-08		FD	OSGR	6675	
6.6L (400) V8	82-78		FD	DD	3152	N3174
	77	w/B+ Post on Side of Starter w/B+ Tab on Rear of Starter	FD	DD	3149	
FD			DD	3152	N3174	
6.8L (415) V10	11-10		FD	PMGR	6646	N6646
	09	w/Nose Cone wo/Nose Cone	FD	PMGR	3267	N3267
			FD	PMGR	6646	N6646
08-99		FD	PMGR	6646	N6646	
<b>ATTENTION – FORD TECHNICAL BULLETIN #85-10 – PART # 3300 (1987-83 Ford Trucks w/6.9L Diesel)</b>						
<b>FORD HAS EXPERIENCED PROBLEMS WITH THE OEM DELCO STARTER THAT WAS USED IN THE 6.9L DIESEL TRUCKS. THE PROBLEM IS THAT THE TRUCKS EXPERIENCE REPEATED "MILLING" OF THE RING GEAR, THEREFORE ACCOUNTING FOR EARLY STARTER GEAR, AND FLYWHEEL, FAILURE.</b>						
<b>THE "CURE" FOR THE PROBLEM IS INSTALLING THE MITSUBISHI BUILT STARTER (17037), AND REPLACING THE RING GEAR (FORD PART # E3TZ-6384-A) AS OUTLINED IN SECTION 22-08-30 OF THE 1985 TRUCK SHOP MANUAL (VOLUME B – ENGINE).</b>						
6.9L (420) V8 (Diesel)	87-85	Mitsubishi Unit	MI	OSGR	17037	N17037
		NDenso Replacement Unit	ND	OSGR	16658	N16658
	84-83	Original Unit, DD Starter, 27MT	DR	DD	3300	N17037
		Replacement Unit, OSGR Starter, 28MT	DR	OSGR	6573	
<b>THE 17578 (MITSUBISHI – 3 MOUNTING EARS) AND 6669 (VISTEON – 2 MOUNTING EARS) WERE USED ON 1995-ON 7.3L POWERSTROKE APPLICATIONS. NIPPONDENSO HAS MADE A UNIT (17802 – 2 MOUNTING EARS) WHICH WILL MOUNT UP AND WORK FINE WITH NO FURTHER MODIFICATIONS, OTHER THAN TO TRIM THE BATTERY CABLE END TO FIT THE STUD. THIS IS ACCORDING TO MANY WHO HAVE DONE IT.</b>						
<b>THE 17577 AND 17578 LOOK VERY SIMILAR, BUT THE 17578 HAS A SHORTER DISTANCE FROM MOUNTING SURFACE TO PINION, AND WILL NOT WORK IN PLACE OF THE 17577 (OR VISA-VERSA). THE 17577 AND 17037 CAN BE USED IN PLACE OF EACH OTHER, DESPITE THEIR APPEARANCE DIFFERENCES.</b>						
<b>SEE THE WARNING NOTICES ABOUT THE 3300 STARTER AT THE BEGINNING OF THE FORD TRUCK SECTION.</b>						
7.3L (445) V8 (Diesel)	03-02	NDenso Replacement Unit	ND	OSGR	17802	N17802
		Visteon (Ford) Unit	FD	OSGR	6669	N6669
	01	2-Bolt Mtg, NDenso Replacement Unit 2-Bolt Mtg, Visteon (Ford) Unit 3-Bolt Mtg	ND	OSGR	17802	N17802
			FD	OSGR	6669	N6669
			MI	PLGR	17578	N17578
00-95	Mitsubishi Unit NDenso Replacement Unit	MI	PLGR	17578	N17578	
		ND	OSGR	17802	N17802	

# STARTERS / DÉMARREURS / MOTORES DE ARRANQUE

Liter Litre Litro	Year Année Año	Options Options Opciones	Mfg.	Series Série Serie	Reman	New Nouveau Nuevo
<b>FORD - continued</b>						
<b>F-SERIES PICKUPS - continued</b>						
7.3L (445) V8 (Diesel)	94	Exc Powerstroke, Mitsubishi Unit, w/Nose Cone	MI	OSGR	17037	N17037
		Exc Powerstroke, Mitsubishi Unit, wo/Nose Cone	MI	PLGR	17577	N17577
		Exc Powerstroke, NDenso Replacement Unit	ND	OSGR	16658	N16658
		Powerstroke Eng, Mitsubishi Unit	MI	PLGR	17578	N17578
	93-88	Powerstroke Eng, NDenso Replacement Unit	ND	OSGR	17802	N17802
		Mitsubishi Unit	MI	OSGR	17037	N17037
		NDenso Replacement Unit	ND	OSGR	16658	N16658
<p><i>THE STARTERS FOR THE 1992 AND NEWER 7.5L ENGINES LOOK IDENTICAL. IT IS ABSOLUTELY CRUCIAL TO VERIFY THE OEM NUMBER ON THE FRONT CASTING OF THE STARTER, RIGHT ABOVE THE NOSE CONE, TO ENSURE PROPER FIT AND ENGAGEMENT. THE 3225 CASTING NUMBER, WHICH IS FOUND ON THE TOP RIGHT FROM THE NOSE CONE, IS # F2TU-11131-CA. THE 3226 CASTING NUMBER, WHICH IS FOUND ON THE TOP LEFT FROM THE NOSE CONE, IS # F2TU-11131-BA. THE DIFFERENCE IN THESE UNITS IS THAT THE OFFSET FROM MOUNTING RING CENTER TO SHAFT CENTER IS DIFFERENT.</i></p> <p><i>1983-1986 FORD F-SERIES WITH THE 7.5L ENGINE MAY EXPERIENCE SLOW CRANKING DUE TO A BAD BATTERY CABLE ATTACHMENT AT THE ENGINE. THE CABLE MAY BE TOO SHORT, CAUSING IT TO RIP OUT OF THE ATTACHMENT.</i></p>						
7.5L (460) V8	97	w/AT, w/Post "S" Terminal on Solenoid	FD	PMGR	3247	N3247
		w/AT, w/Spade "S" Terminal on Solenoid	FD	PMGR	3226	N3226
		w/MT, w/Post "S" Terminal on Solenoid	FD	PMGR	3246	N3246
		w/MT, w/Spade "S" Terminal on Solenoid	FD	PMGR	3225	N3225
	96-92	w/AT	FD	PMGR	3226	N3226
		w/MT	FD	PMGR	3225	N3225
	91-83		FD	DD	3152	N3174
	79-78		FD	DD	3152	N3174
	77	w/Solenoid On Starter	FD	DD	3142	
		wo/Solenoid On Starter	FD	DD	3152	N3174
76-73		FD	DD	3142		
<b>FAIRLANE</b>						
2.8L (170) L6	67-63		FD	DD	3131	
3.3L (200) L6	69-66	w/AT	FD	DD	3131	
		w/MT	FD	DD	3135	
	65-63		FD	DD	3131	
3.6L (221) V8	64-62		FD	DD	3124	
3.7L (223) L6	62		FD	DD	3123	
	61-56	12-Volt	FD	DD	3115	
	55	6-Volt	FD	DD	3110	
4.1L (250) L6	70-69		FD	DD	3124	
4.3L (260) V8	64-62	w/AT	FD	DD	3124	
		w/MT	FD	DD	3132	N3185
4.5L (272) V8	57-56		FD	DD	3115	
	55	6-Volt	FD	DD	3110	
4.7L (289) V8	68-65	w/AT	FD	DD	3124	
		w/MT	FD	DD	3132	N3185
	64		FD	DD	3124	
	63	w/AT	FD	DD	3124	
		w/MT	FD	DD	3132	N3185
4.8L (292) V8	62		FD	DD	3123	
	61-58		FD	DD	3115	
5.0L (302) V8	70-68	w/AT	FD	DD	3124	
		w/MT	FD	DD	3132	N3185
5.1L (312) V8	57	12-Volt	FD	DD	3115	
5.8L (351) V8	70-69	w/AT	FD	DD	3124	
		w/MT	FD	DD	3132	N3185
5.8L (352) V8	68-65		FD	DD	3131	
	64-62		FD	DD	3123	
	61-59	12-Volt	FD	DD	3115	
6.4L (390) V8	70-65		FD	DD	3131	
	64		FD	DD	3123	
7.0L (427) V8	69		FD	DD	3131	
	67-64		FD	DD	3131	
7.0L (428) V8	69-68		FD	DD	3131	

## STARTERS / DÉMARREURS / MOTORES DE ARRANQUE

Liter Litre Litro	Year Année Año	Options Options Opciones	Mfg.	Series Série Serie	Reman	New Nouveau Nuevo
<b>FORD - continued</b>						
<b>FAIRLANE - continued</b>						
7.0L (429) V8	70		FD	DD	3142	
<b>FAIRMONT</b>						
2.3L (140) L4	83-82		FD	DD	3175	N3191
	81	w/4" Diameter Case Starter	FD	DD	3175	N3191
		w/4 1/2" Diameter Case Starter	FD	DD	3191	N3191
	80-78		FD	DD	3191	N3191
3.3L (200) L6	83-82		FD	DD	3180	N3180
	81	w/AT, w/4" Diameter Case Starter	FD	DD	3180	N3180
		w/AT, w/4 1/2" Diameter Case Starter	FD	DD	3160	
w/MT		FD	DD	3157		
	80-78	w/AT	FD	DD	3160	
		w/MT	FD	DD	3157	
4.2L (255) V8	82-81		FD	DD	3180	N3180
	80	w/4" Diameter Case Starter	FD	DD	3180	N3180
		w/4 1/2" Diameter Case Starter	FD	DD	3153	N3168
5.0L (302) V8	79-78	w/AT	FD	DD	3153	N3168
		w/MT	FD	DD	3154	N3185
<b>FALCON</b>						
2.4L (144) L6	64-61		FD	DD	3131	
2.8L (170) L6	69-61		FD	DD	3131	
3.3L (200) L6	70-66	w/AT	FD	DD	3124	
		w/MT	FD	DD	3135	
	65-63		FD	DD	3131	
4.1L (250) L6	70		FD	DD	3124	
4.3L (260) V8	64-63	w/AT	FD	DD	3124	
		w/MT	FD	DD	3132	N3185
4.7L (289) V8	68-65	w/AT	FD	DD	3124	
		w/MT	FD	DD	3132	N3185
	64-63		FD	DD	3124	
5.0L (302) V8	70-68	w/AT	FD	DD	3124	
		w/MT	FD	DD	3132	N3185
5.8L (351) V8	70		FD	DD	3124	
6.4L (390) V8	69-68		FD	DD	3131	
7.0L (429) V8	70		FD	DD	3142	
<b>FALCON SEDAN DELIVERY - SEE FALCON</b>						
<b>FESTIVA</b>						
1.3L	93-88	w/AT	MI	DD	17181	
		w/MT	MD,MI	DD	17010	
<b>FIESTA</b>						
1.6L	80-78		BO	DD	16530	
<b>FIVE HUNDRED</b>						
3.0L (183) V6	07-05		FD	PMGR	6677	N6677
<b>FLEX</b>						
3.5L (213) V6	12-09		FD	PMGR	6692	
<b>FOCUS</b>						
2.0L (121) L4	12-05		FD	PMGR	6674	N6674
	04-00	w/AT	FD	PMGR	6655	N6655
		w/MT	FD	PMGR	3261	N3261
2.3L (140) L4	07-03		FD	PMGR	6674	N6674
<b>FORD 300</b>						
3.3L (200) L6	63		FD	DD	3131	
3.7L (223) L6	63		FD	DD	3123	
4.3L (260) V8	63	w/AT	FD	DD	3124	
		w/MT	FD	DD	3132	N3185



## STARTERS / DÉMARREURS / MOTORES DE ARRANQUE

Liter Litre Litro	Year Année Año	Options Options Opciones	Mfg.	Series Série Serie	Reman	New Nouveau Nuevo
<b>FORD - continued</b>						
<b>FORD 300 - continued</b>						
4.7L (289) V8	63	w/AT	FD	DD	3124	
		w/MT	FD	DD	3132	N3185
5.8L (352) V8	63		FD	DD	3123	
6.4L (390) V8	63		FD	DD	3123	
<b>FREESTAR</b>						
3.9L (238) V6	07-04		FD	PMGR	6678	N6678
4.2L (256) V6	07-04		FD	PMGR	6678	N6678
<b>FREESTYLE</b>						
3.0L (183) V6	07-05		FD	PMGR	6677	N6677
<b>FUSION</b>						
2.3L (140) L4	09-06		MI	PMGR	17944	
2.5L (152) L4	12	To 11/09/2011	FD	PMGR	6674	N6674
			FD	PMGR	6674	N6674
			MI	PMGR	17944	
3.0L (183) V6	09-06		MI	PMGR	17945	
3.5L (213) V6	10		MI	PMOSGR	17947	
<b>GALAXIE</b>						
3.3L (200) L6	63		FD	DD	3131	
3.7L (223) L6	64-62		FD	DD	3123	
	61-59	12-Volt	FD	DD	3115	
3.9L (240) L6	72-65	w/AT	FD	DD	3124	
		w/MT	FD	DD	3132	N3185
4.3L (260) V8	64	w/AT	FD	DD	3124	
		w/MT	FD	DD	3132	N3185
4.7L (289) V8	67-63	w/AT	FD	DD	3124	
		w/MT	FD	DD	3132	N3185
4.8L (292) V8	62		FD	DD	3123	
	61-59		FD	DD	3115	
5.0L (302) V8	72-68	w/AT	FD	DD	3124	
		w/MT	FD	DD	3132	N3185
5.4L (332) V8	59		FD	DD	3115	
5.8L (351) V8	74-69		FD	DD	3124	
5.8L (352) V8	67-65		FD	DD	3131	
	64-62		FD	DD	3123	
	61-59	12-Volt	FD	DD	3115	
6.4L (390) V8	71-65		FD	DD	3131	
	64-61		FD	DD	3123	
6.6L (400) V8	74-71		FD	DD	3149	
6.7L (406) V8	63-62		FD	DD	3123	
7.0L (427) V8	68-65		FD	DD	3131	
7.0L (428) V8	70-66		FD	DD	3131	
7.0L (429) V8	73-69	w/Solenoid On Starter	FD	DD	3142	
		wo/Solenoid On Starter	FD	DD	3149	
7.5L (460) V8	74-73		FD	DD	3142	
<b>GALAXIE 500 - SEE GALAXIE</b>						
<b>GRAN TORINO - SEE TORINO</b>						
<b>GRANADA</b>						
2.3L (140) L4	82		FD	DD	3175	N3191
	81	w/4" Diameter Case Starter	FD	DD	3175	N3191
		w/4 1/2" Diameter Case Starter	FD	DD	3191	N3191
3.3L (200) L6	82		FD	DD	3180	N3180
	81	w/AT, w/4" Diameter Case Starter	FD	DD	3180	N3180
		w/AT, w/4 1/2" Diameter Case Starter	FD	DD	3160	
		w/MT	FD	DD	3157	

## STARTERS / DÉMARREURS / MOTORES DE ARRANQUE

Liter Litre Litro	Year Année Año	Options Options Opciones	Mfg.	Series Série Serie	Reman	New Nouveau Nuevo	
<b>FORD - continued</b>							
<b>GRANADA - continued</b>							
3.3L (200) L6	77	w/AT, w/B+ Post on Side of Starter	FD	DD	3131		
		w/AT, w/B+ Tab on Rear of Starter	FD	DD	3155		
		w/MT, w/B+ Post on Side of Starter	FD	DD	3135		
		w/MT, w/B+ Tab on Rear of Starter	FD	DD	3157		
	76-75	w/AT	FD	DD	3131		
		w/MT	FD	DD	3135		
3.8L (232) V6	82		FD	DD	3180	N3180	
4.1L (250) L6	80-78		FD	DD	3153	N3168	
	77	w/B+ Post on Side of Starter	FD	DD	3124		
		w/B+ Tab on Rear of Starter	FD	DD	3153	N3168	
	76-75		FD	DD	3124		
4.2L (255) V8	81-80		FD	DD	3180	N3180	
5.0L (302) V8	80	w/AT, w/4" Diameter Case Starter	FD	DD	3180	N3180	
		w/AT, w/4 1/2" Diameter Case Starter	FD	DD	3153	N3168	
		w/MT	FD	DD	3154	N3185	
	79-78	w/AT	FD	DD	3153	N3168	
		w/MT	FD	DD	3154	N3185	
	77	w/AT, w/B+ Post on Side of Starter	FD	DD	3124		
		w/AT, w/B+ Tab on Rear of Starter	FD	DD	3153	N3168	
		w/MT, w/B+ Post on Side of Starter	FD	DD	3132	N3185	
		w/MT, w/B+ Tab on Rear of Starter	FD	DD	3154	N3185	
	76-75	w/AT	FD	DD	3124		
w/MT		FD	DD	3132	N3185		
5.8L (351) V8	77	w/B+ Post on Side of Starter	FD	DD	3124		
		w/B+ Tab on Rear of Starter	FD	DD	3153	N3168	
	76-75		FD	DD	3124		
<b>GT</b>							
5.4L (330) V8	06-05		ND	PMGR	6690		
<b>LTD</b>							
2.3L (140) L4	86-85		FD	DD	3191	N3191	
	84	w/Rear Threaded Boss Hole	FD	DD	3191	N3191	
		wo/Rear Threaded Boss Hole	FD	DD	3175	N3191	
	83		FD	DD	3175	N3191	
3.3L (200) L6	83		FD	DD	3180	N3180	
3.8L (232) V6	86-83		FD	DD	3180	N3180	
3.9L (240) L6	72-65	w/AT	FD	DD	3124		
		w/MT	FD	DD	3132	N3185	
4.2L (255) V8	82-81		FD	DD	3180	N3180	
4.7L (289) V8	68-65	w/AT	FD	DD	3124		
		w/MT	FD	DD	3132	N3185	
	86-81			FD	DD	3180	N3180
		80	w/4" Diameter Case Starter	FD	DD	3180	N3180
			w/4 1/2" Diameter Case Starter	FD	DD	3153	N3168
		79-78		FD	DD	3153	N3168
77	w/B+ Post on Side of Starter	FD	DD	3124			
	w/B+ Tab on Rear of Starter	FD	DD	3153	N3168		
72-68	w/AT	FD	DD	3124			
	w/MT	FD	DD	3132	N3185		
5.8L (351) V8	86-81		FD	DD	3180	N3180	
	80	w/4" Diameter Case Starter	FD	DD	3180	N3180	
		w/4 1/2" Diameter Case Starter	FD	DD	3153	N3168	
	79	Windsor Eng	FD	DD	3153	N3168	
	78	Modified Eng	FD	DD	3152	N3174	
		Windsor Eng	FD	DD	3153	N3168	
	77	Modified Eng, w/B+ Post on Side of Starter	FD	DD	3149		
Modified Eng, w/B+ Tab on Rear of Starter		FD	DD	3152	N3174		
Windsor Eng, w/B+ Post on Side of Starter		FD	DD	3124			
Windsor Eng, w/B+ Tab on Rear of Starter		FD	DD	3153	N3168		

## STARTERS / DÉMARREURS / MOTORES DE ARRANQUE

Liter Litre Litro	Year Année Año	Options Options Opciones	Mfg.	Series Série Serie	Reman	New Nouveau Nuevo
<b>FORD - continued</b>						
<b>LTD - continued</b>						
5.8L (351) V8	76-75	Modified Eng	FD	DD	3149	
	74-69		FD	DD	3124	
5.8L (352) V8	67-65		FD	DD	3131	
6.4L (390) V8	71-65		FD	DD	3131	
6.6L (400) V8	78		FD	DD	3152	N3174
	77	w/B+ Post on Side of Starter	FD	DD	3149	
		w/B+ Tab on Rear of Starter	FD	DD	3152	N3174
76-71		FD	DD	3149		
7.0L (427) V8	68-65		FD	DD	3131	
7.0L (428) V8	70-65		FD	DD	3131	
7.0L (429) V8	73-69	w/Solenoid On Starter	FD	DD	3142	
		wo/Solenoid On Starter	FD	DD	3149	
7.5L (460) V8	78		FD	DD	3152	N3174
	77	w/Solenoid On Starter	FD	DD	3142	
		wo/Solenoid On Starter	FD	DD	3152	N3174
76-72		FD	DD	3142		
<b>LTD CROWN VICTORIA - SEE LTD</b>						
<b>LTD II</b>						
5.0L (302) V8	79-78		FD	DD	3153	N3168
	77	w/B+ Post on Side of Starter	FD	DD	3124	
w/B+ Tab on Rear of Starter		FD	DD	3153	N3168	
5.8L (351) V8	79-78	Modified Eng	FD	DD	3152	N3174
		Windsor Eng	FD	DD	3153	N3168
	77	Modified Eng, w/B+ Post on Side of Starter	FD	DD	3149	
		Modified Eng, w/B+ Tab on Rear of Starter	FD	DD	3152	N3174
	Windsor Eng, w/B+ Post on Side of Starter	FD	DD	3124		
Windsor Eng, w/B+ Tab on Rear of Starter	FD	DD	3153	N3168		
6.6L (400) V8	78		FD	DD	3152	N3174
	77	w/B+ Post on Side of Starter	FD	DD	3149	
w/B+ Tab on Rear of Starter		FD	DD	3152	N3174	
<b>MAINLINE</b>						
3.7L (223) L6	56	12-Volt	FD	DD	3115	
	55-54	6-Volt	FD	DD	3110	
3.9L (239) V8	54	6-Volt	FD	DD	3110	
4.5L (272) V8	56		FD	DD	3115	
	55	6-Volt	FD	DD	3110	
5.1L (312) V8	56	12-Volt	FD	DD	3115	
<b>MAVERICK</b>						
2.8L (170) L6	72-70		FD	DD	3135	
3.3L (200) L6	77	w/AT, w/B+ Post on Side of Starter	FD	DD	3131	
		w/AT, w/B+ Tab on Rear of Starter	FD	DD	3155	
		w/MT, w/B+ Post on Side of Starter	FD	DD	3135	
		w/MT, w/B+ Tab on Rear of Starter	FD	DD	3157	
	76-69	w/AT	FD	DD	3131	
w/MT		FD	DD	3135		
4.1L (250) L6	77	w/AT, w/B+ Post on Side of Starter	FD	DD	3124	
		w/AT, w/B+ Tab on Rear of Starter	FD	DD	3153	N3168
		w/MT, w/B+ Post on Side of Starter	FD	DD	3135	
		w/MT, w/B+ Tab on Rear of Starter	FD	DD	3157	
	76-70	w/AT	FD	DD	3124	
w/MT		FD	DD	3135		
5.0L (302) V8	77	w/AT, w/B+ Post on Side of Starter	FD	DD	3124	
		w/AT, w/B+ Tab on Rear of Starter	FD	DD	3153	N3168
		w/MT, w/B+ Post on Side of Starter	FD	DD	3135	
		w/MT, w/B+ Tab on Rear of Starter	FD	DD	3154	N3185

## STARTERS / DÉMARREURS / MOTORES DE ARRANQUE

Liter Litre Litro	Year Année Año	Options Options Opciones	Mfg.	Series Série Serie	Reman	New Nouveau Nuevo
<b>FORD - continued</b>						
<b>MAVERICK - continued</b>						
5.0L (302) V8	76-71	w/AT	FD	DD	3124	
		w/MT	FD	DD	3132	N3185
<b>MINI MOTORHOME</b>						
2.8L (170) L6	71-69		FD	DD	3131	
3.9L (240) L6	74-69	w/AT	FD	DD	3124	
		w/MT	FD	DD	3132	N3185
4.9L (300) L6	79-78	w/AT	FD	DD	3153	N3168
		w/MT	FD	DD	3154	N3185
	77	w/AT, w/B+ Post on Side of Starter	FD	DD	3124	
		w/AT, w/B+ Tab on Rear of Starter	FD	DD	3153	N3168
		w/MT, w/B+ Post on Side of Starter	FD	DD	3132	N3185
		w/MT, w/B+ Tab on Rear of Starter	FD	DD	3154	N3185
76-73	w/AT	FD	DD	3124		
	w/MT	FD	DD	3132	N3185	
5.0L (302) V8	79-78	w/AT	FD	DD	3153	N3168
		w/MT	FD	DD	3154	N3185
	77	w/AT, w/B+ Post on Side of Starter	FD	DD	3124	
		w/AT, w/B+ Tab on Rear of Starter	FD	DD	3153	N3168
		w/MT, w/B+ Post on Side of Starter	FD	DD	3132	N3185
76-69	w/AT	FD	DD	3124		
	w/MT	FD	DD	3132	N3185	
5.8L (351) V8	79-78	w/AT	FD	DD	3153	N3168
		w/MT	FD	DD	3154	N3185
	77	w/AT, w/B+ Post on Side of Starter	FD	DD	3124	
		w/AT, w/B+ Tab on Rear of Starter	FD	DD	3153	N3168
		w/MT, w/B+ Post on Side of Starter	FD	DD	3132	N3185
76-75	w/AT	FD	DD	3124		
	w/MT	FD	DD	3132	N3185	
7.5L (460) V8	79-78		FD	DD	3152	N3174
	77	w/B+ Post on Side of Starter	FD	DD	3149	
		w/B+ Tab on Rear of Starter	FD	DD	3152	N3174
76-75		FD	DD	3149		
<b>MOTORHOME</b>						
5.9L (360) V8	76-73		FD	DD	3131	
6.4L (390) V8	76-73		FD	DD	3131	
7.5L (460) V8	76-73		FD	DD	3142	
<b>MUSTANG</b>						
2.3L (140) L4	93-92		FD	PMGR	3231	N3231
	91-84		FD	DD	3191	N3191
	83-82		FD	DD	3175	N3191
	81-79		FD	DD	3191	N3191
2.8L (170) L6	65		FD	DD	3131	
2.8L (171) V6	79		FD	DD	3188	N3188
3.3L (200) L6	82		FD	DD	3180	N3180
	81-79	w/AT	FD	DD	3160	
		w/MT	FD	DD	3157	
	70-66	w/AT	FD	DD	3131	
		w/MT	FD	DD	3135	
65		FD	DD	3131		
3.8L (232) V6	04-97		FD	PMGR	3268	N3268
	96-94		FD	PMGR	3205	N3205
	86-83		FD	DD	3180	N3180
3.9L (238) V6	04		FD	PMGR	3268	N3268

## STARTERS / DÉMARREURS / MOTORES DE ARRANQUE

Liter Litre Litro	Year Année Año	Options Options Opciones	Mfg.	Series Série Serie	Reman	New Nouveau Nuevo
<b>FORD - continued</b>						
<b>MUSTANG - continued</b>						
4.0L (245) V6	10	w/AT	FD	PMGR	3273	N3273
	09-05	w/AT	FD	PMGR	3273	N3273
		w/MT	FD	PMGR	3240	N3240
4.1L (250) L6	73-69		FD	DD	3124	
4.2L (255) V8	82-81		FD	DD	3180	N3180
	80	w/4" Diameter Case Starter	FD	DD	3180	N3180
		w/4 1/2" Diameter Case Starter	FD	DD	3153	N3168
4.3L (260) V8	65	w/AT	FD	DD	3124	
		w/MT	FD	DD	3132	N3185
4.6L (281) V8	10-05		FD	PMGR	6646	N6646
	04-96		FD	PMGR	3267	N3267
4.7L (289) V8	68-65	w/AT	FD	DD	3124	
		w/MT	FD	DD	3132	N3185
5.0L (302) V8	95-92		FD	PMGR	3205	N3205
	91-82		FD	DD	3180	N3180
	79		FD	DD	3153	N3168
	73-68	w/AT	FD	DD	3124	
w/MT		FD	DD	3132	N3185	
5.4L (330) V8	10-07		FD	PMGR	6646	N6646
5.8L (351) V8	95		FD	PMGR	3205	N3205
	73-69	w/AT	FD	DD	3124	
		w/MT	FD	DD	3132	N3185
6.4L (390) V8	69-67		FD	DD	3131	
7.0L (427) V8	68		FD	DD	3131	
7.0L (428) V8	70-68		FD	DD	3131	
7.0L (429) V8	71-69		FD	DD	3142	
<b>MUSTANG II</b>						
2.0L (122) L4	74		FD	DD	3191	N3191
2.3L (140) L4	78		FD	DD	3191	N3191
	77	w/B+ Post on Side of Starter	FD	DD	3191	N3191
		w/B+ Tab on Rear of Starter	FD	DD	3191	N3191
76-74		FD	DD	3191	N3191	
2.8L (171) V6	78		FD	DD	3188	N3188
	77	w/2 Mtg Holes	FD	DD	3188	N3188
		w/3 Mtg Holes	FD	DD	3188	N3188
76-74		FD	DD	3188	N3188	
5.0L (302) V8	78		FD	DD	3153	N3168
	77	w/B+ Post on Side of Starter	FD	DD	3124	
		w/B+ Tab on Rear of Starter	FD	DD	3153	N3168
76-75		FD	DD	3124		
<b>PARK LANE WAGON</b>						
3.7L (223) L6	56	12-Volt	FD	DD	3115	
4.5L (272) V8	56		FD	DD	3115	
<b>PINTO</b>						
1.6L (98) L4	73-71		FD	DD	3191	N3191
2.0L (121) L4	74-71		FD	DD	3191	N3191
2.3L (140) L4	80-78		FD	DD	3191	N3191
	77	w/B+ Post on Side of Starter	FD	DD	3191	N3191
		w/B+ Tab on Rear of Starter	FD	DD	3191	N3191
76-74		FD	DD	3191	N3191	
2.8L (171) V6	79-78		FD	DD	3188	N3188
	77	w/2 Mtg Holes	FD	DD	3188	N3188
		w/3 Mtg Holes	FD	DD	3188	N3188
76-75		FD	DD	3188	N3188	

## STARTERS / DÉMARREURS / MOTORES DE ARRANQUE

Liter Litre Litro	Year Année Año	Options Options Opciones	Mfg.	Series Série Serie	Reman	New Nouveau Nuevo
<b>FORD - continued</b>						
<b>PROBE</b>						
2.0L (121) L4	97-93		MI	PMGR	17469	N17469
2.2L (133) L4	92-89		MD,MI	PMGR	17132	N17132
2.5L (152) V6	97-93	w/AT	MI	OSGR	17471	
		w/MT	MI	PMGR	17470	N17470
3.0L (182) V6	92-90		FD	PMGR	3213	N3213
<b>P-SERIES TRUCKS</b>						
2.4L (144) L6	65-61		FD	DD	3128	
2.8L (170) L6	67-62	Exc Allison Trans	FD	DD	3128	
3.7L (223) L6	64-62	w/Nose Cone	FD	DD	3128	
		wo/Nose Cone	FD	DD	3123	
3.9L (240) L6	74-65	w/AT	FD	DD	3124	
		w/MT	FD	DD	3132	N3185
4.1L (250) L6	71		FD	DD	3124	
4.3L (262) L6	64-62	w/Nose Cone	FD	DD	3128	
		wo/Nose Cone	FD	DD	3123	
4.8L (292) V8	64-62	w/Nose Cone	FD	DD	3128	
		wo/Nose Cone	FD	DD	3123	
4.9L (300) L6	74-65	w/AT	FD	DD	3124	
		w/MT	FD	DD	3132	N3185
5.0L (302) V8	77-69	w/AT	FD	DD	3124	
		w/MT	FD	DD	3132	N3185
5.9L (360) V8	76-68		FD	DD	3131	
6.4L (390) V8	74-68		FD	DD	3131	
6.6L (400) V8	77-75		FD	DD	3131	
7.5L (460) V8	77	w/Solenoid On Starter	FD	DD	3142	
		wo/Solenoid On Starter	FD	DD	3152	N3174
	76-73		FD	DD	3142	
<b>RANCH WAGON</b>						
2.4L (144) L6	62		FD	DD	3131	
2.8L (170) L6	67-66	w/AT	FD	DD	3135	
		w/MT	FD	DD	3131	
	64 62		FD	DD	3131	
3.3L (200) L6	67-66	w/AT	FD	DD	3131	
		w/MT	FD	DD	3135	
3.7L (223) L6	64-62		FD	DD	3123	
		61-56 12-Volt	FD	DD	3115	
		55-54 6-Volt	FD	DD	3110	
3.9L (239) V8	54	6-Volt	FD	DD	3110	
3.9L (240) L6	69-65	w/AT	FD	DD	3124	
		w/MT	FD	DD	3132	N3185
4.3L (260) V8	64-63	w/AT	FD	DD	3124	
		w/MT	FD	DD	3132	N3185
4.5L (272) V8	57-56 55		FD	DD	3115	
		6-Volt	FD	DD	3110	
4.7L (289) V8	68-63	w/AT	FD	DD	3124	
		w/MT	FD	DD	3132	N3185
4.8L (292) V8	62 61-57		FD	DD	3123	
			FD	DD	3115	
5.0L (302) V8	72-68	w/AT	FD	DD	3124	
		w/MT	FD	DD	3132	N3185
5.4L (332) V8	59		FD	DD	3115	
5.8L (351) V8	76-75 74-69		FD	DD	3149	
			FD	DD	3124	
5.8L (352) V8	67-65 64-62		FD	DD	3131	
			FD	DD	3123	
	61-58 12-Volt	FD	DD	3115		

## STARTERS / DÉMARREURS / MOTORES DE ARRANQUE

Liter Litre Litro	Year Année Año	Options Options Opciones	Mfg.	Series Série Serie	Reman	New Nouveau Nuevo
<b>FORD - continued</b>						
<b>RANCH WAGON - continued</b>						
6.4L (390) V8	71-65		FD	DD	3131	
	64-62		FD	DD	3123	
	61	12-Volt	FD	DD	3115	
6.6L (400) V8	76-71		FD	DD	3149	
7.0L (427) V8	68-64		FD	DD	3131	
7.0L (428) V8	70-66		FD	DD	3131	
7.0L (429) V8	73-69	w/Solenoid On Starter	FD	DD	3142	
		wo/Solenoid On Starter	FD	DD	3149	
7.5L (460) V8	76-73		FD	DD	3142	
<b>RANCHERO</b>						
2.4L (144) L6	64-62		FD	DD	3128	
2.8L (170) L6	68-62		FD	DD	3131	
3.3L (200) L6	68-66	w/AT	FD	DD	3131	
		w/MT	FD	DD	3135	
	65-64		FD	DD	3131	
3.7L (223) L6	59-57	12-Volt	FD	DD	3115	
4.1L (250) L6	74-70		FD	DD	3124	
	69	w/AT	FD	DD	3131	
4.3L (260) V8	64-63	w/AT	FD	DD	3124	
		w/MT	FD	DD	3132	N3185
4.5L (272) V8	57		FD	DD	3115	
4.7L (289) V8	67-65	w/AT	FD	DD	3124	
		w/MT	FD	DD	3132	N3185
4.8L (292) V8	59-58		FD	DD	3115	
5.0L (302) V8	79-78	w/AT	FD	DD	3153	N3168
		w/MT	FD	DD	3154	N3185
	77	w/AT, w/B+ Post on Side of Starter	FD	DD	3124	
		w/AT, w/B+ Tab on Rear of Starter	FD	DD	3153	N3168
		w/MT, w/B+ Post on Side of Starter	FD	DD	3132	N3185
		w/MT, w/B+ Tab on Rear of Starter	FD	DD	3154	N3185
74-68	w/AT	FD	DD	3124		
	w/MT	FD	DD	3132	N3185	
5.8L (351) V8	79-78	Modified Eng	FD	DD	3152	N3174
		Windsor Eng	FD	DD	3153	N3168
	77	Modified Eng, w/B+ Post on Side of Starter	FD	DD	3149	
		Modified Eng, w/B+ Tab on Rear of Starter	FD	DD	3152	N3174
		Windsor Eng, w/B+ Post on Side of Starter	FD	DD	3124	
		Windsor Eng, w/B+ Tab on Rear of Starter	FD	DD	3153	N3168
76-75	Modified Eng	FD	DD	3149		
	Windsor Eng	FD	DD	3124		
74-69	w/AT	FD	DD	3124		
	w/MT	FD	DD	3132	N3185	
5.8L (352) V8	59-58	12-Volt	FD	DD	3115	
6.4L (390) V8	71-67		FD	DD	3131	
6.6L (400) V8	78		FD	DD	3152	N3174
	77	w/B+ Post on Side of Starter	FD	DD	3149	
		w/B+ Tab on Rear of Starter	FD	DD	3152	N3174
76-72		FD	DD	3149		
7.0L (427) V8	68		FD	DD	3131	
7.0L (428) V8	69-68		FD	DD	3131	
7.0L (429) V8	73-70		FD	DD	3142	
7.5L (460) V8	76-73		FD	DD	3142	
<b>RANGER</b>						
2.0L (122) L4	88-85		FD	DD	3191	N3191
	84	w/Rear Threaded Boss Hole	FD	DD	3191	N3191
		wo/Rear Threaded Boss Hole	FD	DD	3175	N3191
83		FD	DD	3175	N3191	

## STARTERS / DÉMARREURS / MOTORES DE ARRANQUE

Liter Litre Litro	Year Année Año	Options Options Opciones	Mfg.	Series Série Serie	Reman	New Nouveau Nuevo
<b>FORD - continued</b>						
<b>RANGER - continued</b>						
2.2L (134) L4 (Diesel)	85-83		MI	OSGR	16799	
2.3L (140) L4	11-01		FD	PMGR	6657	N6657
	97	w/Post "S" Terminal on Solenoid	FD	PMGR	3238	N3238
		w/Spade "S" Terminal on Solenoid	FD	PMGR	3231	N3231
	96-91		FD	PMGR	3231	N3231
	90-84		FD	DD	3191	N3191
	83		FD	DD	3175	N3191
2.3L (140) L4 (Diesel)	87-85		MI	OSGR	17036	
2.5L (153) L4	01-98		FD	PMGR	3238	N3238
2.8L (171) V6	85-83		FD	DD	3188	N3188
2.9L (177) V6	92		FD	PMGR	3224	N3224
	91-86		FD	DD	3188	N3188
3.0L (182) V6	08-98		FD	PMGR	3272	N3272
	97	w/Post "S" Terminal on Solenoid	FD	PMGR	3272	N3272
		w/Spade "S" Terminal on Solenoid	FD	PMGR	3213	N3213
	96-91		FD	PMGR	3213	N3213
4.0L (245) V6	11-98	w/AT	FD	PMGR	3273	N3273
		w/MT	FD	PMGR	3240	N3240
	97	w/AT	FD	PMGR	3271	N3271
		w/MT	FD	PMGR	3232	N3232
	96	w/AT	FD	PMGR	3239	N3239
	w/MT	FD	PMGR	3232	N3232	
	95-90	w/AT	FD	PMGR	3224	N3224
		w/MT	FD	PMGR	3232	N3232
<b>SKYLINER</b>						
3.7L (223) L6	56	12-Volt	FD	DD	3115	
	55-54	6-Volt	FD	DD	3110	
3.9L (239) V8	54	6-Volt	FD	DD	3110	
4.5L (272) V8	57-56		FD	DD	3115	
	55	6-Volt	FD	DD	3110	
4.8L (292) V8	59-58		FD	DD	3115	
5.4L (332) V8	59		FD	DD	3115	
5.8L (352) V8	59-58	12-Volt	FD	DD	3115	
<b>SPRINT</b>						
2.8L (170) L6	63		FD	DD	3131	
4.3L (260) V8	63	w/AT	FD	DD	3124	
		w/MT	FD	DD	3132	N3185
<b>STARLINER</b>						
3.7L (223) L6	61-60	12-Volt	FD	DD	3115	
4.8L (292) V8	61-60		FD	DD	3115	
5.8L (352) V8	61-60	12-Volt	FD	DD	3115	
<b>SUNLINER</b>						
3.3L (200) L6	63		FD	DD	3131	
3.7L (223) L6	64-63		FD	DD	3123	
	61-56	12-Volt	FD	DD	3115	
		6-Volt	FD	DD	3110	
3.9L (239) V8	54	6-Volt	FD	DD	3110	
4.3L (260) V8	64	w/AT	FD	DD	3124	
		w/MT	FD	DD	3132	N3185
4.5L (272) V8	57-56		FD	DD	3115	
	55	6-Volt	FD	DD	3110	
4.7L (289) V8	63	w/AT	FD	DD	3124	
		w/MT	FD	DD	3132	N3185
4.8L (292) V8	62		FD	DD	3123	
	61-58		FD	DD	3115	
5.4L (332) V8	59		FD	DD	3115	



## STARTERS / DÉMARREURS / MOTORES DE ARRANQUE

Liter Litre Litro	Year Année Año	Options Options Opciones	Mfg.	Series Série Serie	Reman	New Nouveau Nuevo
<b>FORD - continued</b>						
<b>SUNLINER - continued</b>						
5.8L (352) V8	64-62		FD	DD	3123	
	61-58	12-Volt	FD	DD	3115	
6.4L (390) V8	64-62		FD	DD	3123	
<b>TAURUS</b>						
<i>FORD HAS ISSUED BULLETIN # 94-26-3 WHICH INDICATES THAT SOME 1995-92 TAURUS MODELS MAY EXHIBIT A "NO-CRANK" CONDITION DUE TO CORROSION AT THE STARTER SOLENOID CONNECTOR.</i>						
<i>FORD HAS ISSUED BULLETIN # 93-3-8, WHICH DICTATES THE REPLACEMENT OF THE 3204 STARTERS (9 TOOTH DRIVE) WITH THE 3230 (12 TOOTH DRIVE) IN THE TAURUS SHO ONLY. THIS IS DONE TO INCREASE CRANKING SPEED AND OVERCOME A FUEL FLOODING PROBLEM.</i>						
2.5L (153) L4	91		FD	PMGR	3213	N3213
	90-86		FD	DD	3189	
3.0L (182) V6	07-06		FD	PMGR	6642	N6642
	05-01	DOHC	FD	PMGR	6643	N6643
		OHV	FD	PMGR	6642	N6642
	00	DOHC	FD	PMGR	3264	N3264
		OHV	FD	PMGR	6642	N6642
	99-98	DOHC	FD	PMGR	3266	N3266
		OHV	FD	PMGR	3270	N3270
	97-96	DOHC	FD	PMGR	3266	N3266
		OHV	FD	PMGR	3204	N3204
	95-92	Exc SHO	FD	PMGR	3204	N3204
		SHO	FD	PMGR	3230	N3230
	91-86		FD	DD	3198	N3198
3.2L (195) V6	95-93		FD	PMGR	3230	N3230
3.4L (207) V8	99-96		FD	PMGR	3266	N3266
3.5L (213) V6	12-08		FD	PMGR	6692	
3.8L (232) V6	95-92		FD	PMGR	3204	N3204
	91	Exc Station Wagon	FD	DD	3198	N3198
		Station Wagon	FD	PMGR	3204	N3204
	90	Exc Station Wagon	FD	DD	3198	N3198
		Station Wagon, DD Starter	FD	DD	3198	N3198
		Station Wagon, PMGR Starter	FD	PMGR	3204	N3204
	89-88		FD	DD	3198	N3198
<b>TAURUS X</b>						
3.5L (213) V6	09-08		FD	PMGR	6692	
<b>TEMPO</b>						
2.0L (121) L4 (Diesel)	86-84		FD	OSGR	3194	
2.3L (140) L4	94-91		FD	PMGR	3213	N3213
	90-88		FD	DD	3189	
	87	From 11/1986	FD	DD	3189	
		To 11/1986	FD	DD	3187	N3187
	86-84		FD	DD	3187	N3187
3.0L (182) V6	94-92		FD	PMGR	3204	N3204
<b>THUNDERBIRD</b>						
<i>FORD HAS ISSUED BULLETIN # 94-26-3 WHICH INDICATES THAT SOME 1995-92 THUNDERBIRD MODELS MAY EXHIBIT A "NO-CRANK" CONDITION DUE TO CORROSION AT THE STARTER SOLENOID CONNECTOR.</i>						
<i>FORD TSB # 94-13-5 REFERENCES A "NO CRANK" PROBLEM IN T-BIRDS BUILT BETWEEN 9/1/93 AND 5/1/94. THIS PROBLEM IS DUE TO A MOISTURE BUILD-UP IN THE STARTER AND/OR SOLENOID WHICH MAY FREEZE AT TEMPERATURES BELOW 25 DEGREES FAHRENHEIT.</i>						
2.3L (140) L4	88-85		FD	DD	3191	N3191
	84	w/Rear Threaded Boss Hole	FD	DD	3191	N3191
		wo/Rear Threaded Boss Hole	FD	DD	3175	N3191
	83		FD	DD	3175	N3191
3.3L (200) L6	82		FD	DD	3180	N3180
	81	w/4" Diameter Case Starter	FD	DD	3180	N3180
		w/4 1/2" Diameter Case Starter	FD	DD	3160	
	80		FD	DD	3160	

## STARTERS / DÉMARREURS / MOTORES DE ARRANQUE

Liter Litre Litro	Year Année Año	Options Options Opciones	Mfg.	Series Série Serie	Reman	New Nouveau Nuevo
<b>FORD - continued</b>						
<b>THUNDERBIRD - continued</b>						
3.8L (232) V6	97		FD	PMGR	3268	N3268
	96-91		FD	PMGR	3205	N3205
	90-89	w/Supercharger	FD	PMGR	3205	N3205
		wo/Supercharger	FD	DD	3180	N3180
88-82		FD	DD	3180	N3180	
3.9L (240) V8	05-02		FD	PMGR	6652	N6652
4.2L (255) V8	82-81		FD	DD	3180	N3180
	80	w/4" Diameter Case Starter	FD	DD	3180	N3180
		w/4 1/2" Diameter Case Starter	FD	DD	3153	N3168
4.5L (272) V8	55	6-Volt	FD	DD	3110	
4.6L (281) V8	97		FD	PMGR	3267	N3267
	96-94		FD	PMGR	3221	N3221
4.8L (292) V8	58		FD	DD	3115	
	57-56	12-Volt	FD	DD	3115	
	55	6-Volt	FD	DD	3110	
5.0L (302) V8	93-91		FD	PMGR	3205	N3205
	88-81		FD	DD	3180	N3180
	80	w/4" Diameter Case Starter	FD	DD	3180	N3180
		w/4 1/2" Diameter Case Starter	FD	DD	3153	N3168
	79-78		FD	DD	3153	N3168
77	w/B+ Post on Side of Starter	FD	DD	3124		
	w/B+ Tab on Rear of Starter	FD	DD	3153	N3168	
5.1L (312) V8	57-56	12-Volt	FD	DD	3115	
	55	6-Volt	FD	DD	3110	
5.8L (351) V8	79-78	Modified Eng	FD	DD	3152	N3174
		Windsor Eng	FD	DD	3153	N3168
	77	Modified Eng, w/B+ Post on Side of Starter	FD	DD	3149	
		Modified Eng, w/B+ Tab on Rear of Starter	FD	DD	3152	N3174
		Windsor Eng, w/B+ Post on Side of Starter	FD	DD	3124	
Windsor Eng, w/B+ Tab on Rear of Starter	FD	DD	3153	N3168		
5.8L (352) V8	60-58	12-Volt	FD	DD	3115	
6.4L (390) V8	68-65		FD	DD	3131	
	64-62		FD	DD	3123	
	61		FD	DD	3115	
6.6L (400) V8	78		FD	DD	3152	N3174
	77	w/B+ Post on Side of Starter	FD	DD	3149	
		w/B+ Tab on Rear of Starter	FD	DD	3152	N3174
72		FD	DD	3149		
7.0L (427) V8	67-64		FD	DD	3131	
7.0L (428) V8	67-66		FD	DD	3131	
7.0L (429) V8	73-68		FD	DD	3142	
7.0L (430) V8	60	12-Volt	FD	DD	3115	
7.5L (460) V8	76-72		FD	DD	3142	
<b>TORINO</b>						
3.3L (200) L6	68	w/AT	FD	DD	3131	
		w/MT	FD	DD	3135	
4.1L (250) L6	74-69		FD	DD	3124	
5.0L (302) V8	74-68	w/AT	FD	DD	3124	
		w/MT	FD	DD	3132	N3185
5.8L (351) V8	76-75	Modified Eng	FD	DD	3149	
		Windsor Eng, w/AT	FD	DD	3124	
		Windsor Eng, w/MT	FD	DD	3132	N3185
	74-69	w/AT	FD	DD	3124	
w/MT	FD	DD	3132	N3185		
6.4L (390) V8	70-68		FD	DD	3131	
6.6L (400) V8	76-72	w/Attached Solenoid	FD	DD	3142	
		wo/Attached Solenoid	FD	DD	3149	
7.0L (427) V8	68		FD	DD	3131	

## STARTERS / DÉMARREURS / MOTORES DE ARRANQUE

Liter Litre Litro	Year Année Año	Options Options Opciones	Mfg.	Series Série Serie	Reman	New Nouveau Nuevo
<b>FORD - continued</b>						
<b>TORINO - continued</b>						
7.0L (428) V8	69-68		FD	DD	3131	
7.0L (429) V8	73-70		FD	DD	3142	
7.5L (460) V8	76-73		FD	DD	3142	
<b>TRANSIT CONNECT</b>						
2.0L (121) L4	12-10		FD	PMGR	6674	N6674
<b>VICTORIA</b>						
3.3L (200) L6	63		FD	DD	3131	
3.7L (223) L6	64-62		FD	DD	3123	
	61-56	12-Volt	FD	DD	3115	
	55-54	6-Volt	FD	DD	3110	
3.9L (239) V8	54	6-Volt	FD	DD	3110	
4.3L (260) V8	64-63	w/AT	FD	DD	3124	N3185
		w/MT	FD	DD	3132	
4.5L (272) V8	57-56		FD	DD	3115	
	55	6-Volt	FD	DD	3110	
4.7L (289) V8	63	w/AT	FD	DD	3124	N3185
		w/MT	FD	DD	3132	
4.8L (292) V8	62		FD	DD	3123	
	61-58		FD	DD	3115	
5.4L (332) V8	59		FD	DD	3115	
5.8L (352) V8	64-62		FD	DD	3123	
	61-58	12-Volt	FD	DD	3115	
6.4L (390) V8	64-62		FD	DD	3123	
<b>WINDSTAR</b>						
<i>FORD HAS ISSUED BULLETIN # 94-26-3 WHICH INDICATES THAT SOME WINDSTAR MODELS MAY EXHIBIT A "NO-CRANK" CONDITION DUE TO CORROSION AT THE STARTER SOLENOID CONNECTOR.</i>						
3.0L (182) V6	00-96		FD	PMGR	3270	N3270
	95		FD	PMGR	3204	N3204
3.8L (232) V6	03-96		FD	PMGR	3270	N3270
	95		FD	PMGR	3204	N3204
<b>ZX2</b>						
2.0L (121) L4	03-98		FD	PMGR	3262	N3262
<b>OLDER MODELS</b>						
3.6L (221) V8	60-56	12-Volt	FD	DD	3115	
	55-54	6-Volt	FD	DD	3110	
3.7L (223) L6	64-62		FD	DD	3123	
	61-56	12-Volt	FD	DD	3115	
	55-54	6-Volt	FD	DD	3110	
3.9L (239) V8	54	6-Volt	FD	DD	3110	
4.3L (260) V8	65-62	w/AT	FD	DD	3124	N3185
		w/MT	FD	DD	3132	
4.3L (262) V8	64		FD	DD	3123	
4.5L (272) V8	57-56		FD	DD	3115	
	55	6-Volt	FD	DD	3110	
4.7L (289) V8	64-63	w/AT	FD	DD	3124	N3185
		w/MT	FD	DD	3132	
4.8L (292) V8	64-62		FD	DD	3123	
	61-57		FD	DD	3115	
5.1L (312) V8	62		FD	DD	3123	
	61-56	12-Volt	FD	DD	3115	
	55	6-Volt	FD	DD	3110	
5.4L (332) V8	59		FD	DD	3115	
5.8L (352) V8	65		FD	DD	3131	
	64-62		FD	DD	3123	
	61-58	12-Volt	FD	DD	3115	
	57-56		FD	DD	3115	

## STARTERS / DÉMARREURS / MOTORES DE ARRANQUE

Liter Litre Litro	Year Année Año	Options Options Opciones	Mfg.	Series Série Serie	Reman	New Nouveau Nuevo
<b>FORD - continued</b>						
<b>OLDER MODELS - continued</b>						
6.4L (390) V8	64-62		FD	DD	3123	
	61	12-Volt	FD	DD	3115	
6.6L (406) V8	64-62		FD	DD	3123	
	61	12-Volt	FD	DD	3115	
7.0L (427) V8	64		FD	DD	3131	
7.0L (430) V8	60	12-Volt	FD	DD	3115	
Various Engines	61-57		FD	DD	3115	
	56	12-Volt	FD	DD	3115	
	55-54	6-Volt	FD	DD	3110	
<b>FREIGHTLINER</b>						
<b>SPRINTER VAN</b>						
2.7L (165) L5 (Diesel)	06-02		BO	PMGR	18360	N18360
3.0L (182) V6 (Diesel)	09-07		BO	PMGR	19035	
3.5L (213) V6	08-07		BO	PMGR	17966	
<b>GEO</b>						
<b>METRO</b>						
<i>GEO METRO BEGAN USING MITSUBISHI STARTERS IN 1993. THESE UNITS WERE MADE TO FIT IN PLACE OF THE OLDER NIPPONDENSO STARTERS. FOR THIS REASON, THE UNITS SHARE THE SAME PART NUMBER.</i>						
1.0L	97-89	w/AT	MI,ND	PMGR	17142	N17142
		w/MT	MI,ND	DD	16971	
1.3L	97-95	w/AT	MI,ND	PMGR	17142	N17142
		w/MT	MI,ND	DD	16971	
	94-92	DOHC	MI,ND	PMGR	17142	N17142
		SOHC, w/AT	MI,ND	PMGR	17142	N17142
		SOHC, w/MT	MI,ND	DD	16971	
<b>PRIZM</b>						
1.6L	97-94		ND	OSGR	17519	N17519
	93		ND	OSGR	17481	
	92-90	VIN 5	ND	OSGR	16829	
		VIN 6	ND	OSGR	17002	N17256
	89		ND	OSGR	17002	N17256
1.8L	97-94		ND	OSGR	17519	N17519
	93		ND	OSGR	17481	
<b>SPECTRUM</b>						
1.5L	89	w/Turbo	ND	DD	16883	
		wo/Turbo, w/AT	ND	DD	16880	
		wo/Turbo, w/MT	ND	DD	16879	
<b>STORM</b>						
1.6L	93-92	w/AT	ND	OSGR	17204	
		w/MT	ND	PLGR	17203	
	91-90	w/AT, Exc GSI Models	ND	OSGR	17204	
		w/AT, GSI Models	ND	OSGR	17202	
		w/MT	ND	PLGR	17203	
1.8L	93-92	w/AT	ND	OSGR	17202	
		w/MT	ND	OSGR	17202	
<b>TRACKER</b>						
1.6L	97-94		MI	PMGR	17194	N17194
	93-92	w/AT	MI	PMGR	17194	N17194
		w/MT	MI	PMGR	17266	N17266
	91	w/AT	MI	PMGR	17206	N17194
		w/MT	MI	PMGR	17266	N17266
90-89	w/AT	MI	PMGR	17206	N17194	
	w/MT	MI	DD	17166		

# STARTERS / DÉMARREURS / MOTORES DE ARRANQUE

Liter Litre Litro	Year Année Año	Options Options Opciones	Mfg.	Series Série Serie	Reman	New Nouveau Nuevo
<b>GMC</b>						
<p><i>MOST OF THE TRUCK MODELS BUILT AFTER 1994 USE A VARIATION OF THE PG260 PERMANENT MAGNET GEAR REDUCTION (PMGR) STARTER. THE PG260 STARTER DIFFERS IN RATING (kw) DEPENDING ON THE SERIES OF THE STARTER. IN AN ATTEMPT TO MINIMIZE THE QUANTITY OF PART NUMBERS, A CONSOLIDATION HAS BEEN MADE WHEN EARLIER AND LATER VERSIONS HAVE THE SAME MOUNTING, AND VIRTUALLY THE SAME RATING, ALTHOUGH INTERNAL COMPONENTS MAY HAVE CHANGED. THIS HAS OFTEN BEEN A RESULT OF MAKING THE STARTER MOTOR EVEN SMALLER AND LIGHTER AS TIME GOES ON. WHEN DIFFERENT SERIES STARTERS SHARE THE SAME PART NUMBER, IT HAS BEEN DETERMINED THAT EITHER SERIES WITHIN THIS PART NUMBER CAN BE USED IN ALL APPLICATIONS SHOWN.</i></p>						
<b>ACADIA</b>						
3.6L (217) V6	11-07		MI	PMGR	17997	N17997
<b>C SERIES PICKUPS - SEE C / K / R / V SERIES PICKUPS</b>						
<b>C / K / R / V SERIES PICKUPS</b>						
<p><i>GM TSB #57-64-03 DESCRIBES A CONDITION IN 1995 TRUCKS WHERE THE STARTER MAY CONTINUE TO RUN OR CRANK AFTER THE IGNITION SWITCH IS TURNED OFF BECAUSE OF A GROUND IN THE #6 CIRCUIT (USUALLY A PURPLE WIRE) WHICH ALLOWS CURRENT TO BE FED BACK THROUGH THE SOLENOID'S PULL-IN WINDINGS TO GROUND. THIS HOLDS THE PLUNGER IN, WHICH KEEPS THE STARTER RUNNING. THE REPAIR FOR THIS CONDITION IS TO DISCONNECT THE #6 LEAD AT THE "S" TERMINAL OF THE SOLENOID, THEN CHECK FOR ANY RESISTANCE IN THE LINE. IF THERE IS ANYTHING OTHER THAN INFINITE, THEN FIND THE GROUND IN THIS CIRCUIT AND ELIMINATE IT.</i></p>						
2.5L (153) L4	65-64	w/MT w/PowerGlide Trans	DR	DD	3635	
			DR	DD	3664	N3631
3.1L (194) L6	67-63		DR	DD	3664	N3631
3.8L (230) L6	69	w/AT w/MT	DR	DD	3664	N3631
	68-67		DR	DD	3635	
	66-63	w/AT w/MT	DR	DD	3664	N3631
			DR	DD	3635	
4.1L (250) L6	84	2WD 4WD, w/AT 4WD, w/MT	DR	DD	3508M	N3510M
			DR	DD	3733	N3733
			DR	DD	3508M	N3510M
	83-82	2WD 4WD	DR	DD	3508M	N3510M
			DR	DD	3733	N3733
	81-75		DR	DD	3508	N3510
	74-73	w/AT w/MT	DR	DD	3664	N3631
			DR	DD	3508	N3510
	72	w/AT w/MT	DR	DD	3664	N3631
			DR	DD	3635	
	71-66	w/AT, PowerGlide w/MT	DR	DD	3664	N3631
			DR	DD	3635	
<p><i>4.3L ENGINES USE THE 6407 AS STANDARD EQUIPMENT FROM 1989-1988. THIS IS A PERMANENT MAGNET GEAR REDUCTION STARTER WHICH HAS A HIGHER THAN NORMAL EARLY FAILURE RATE. IN MANY CASES, BOTH THE 6313 (5MT STARTER) AND THE 6416 (SD260 STARTER) WILL FIT IN PLACE OF THE 6407 (PG200 PMGR STARTER), AND WORK FINE. CARE MUST BE TAKEN WHEN INSTALLING TO ENSURE PROPER FIT, INCLUDING PROPER SHIMMING. THIS INTERCHANGE MAY NOT ALWAYS WORK DUE TO LIMITED INSTALLATION SPACE.</i></p>						
4.3L (262) V6	11-09		DR	PMGR	6972	
	08-05		DR	PMGR	6495	N6495
	04	1st Prod 2nd Prod	DR	PMGR	6485	N6485
			DR	PMGR	6495	N6495
	03-99		DR	PMGR	6485	N6485
	98-97		DR	DD	6483	N6483
	96-90		DR	DD	6416	N6416
	89-88	Originally Equipped, PMGR Starter Replacement Unit, DD Starter, 5MT Replacement Unit, DD Starter, SD210	DR	PMGR	6407	N6407
			DR	DD	6313	N6313
			DR	DD	6416	N6416
	87-85	2WD 4WD, w/AT 4WD, w/MT	DR	DD	3510M	N3510M
			DR	DD	3733	N3733
			DR	DD	3510M	N3510M
4.4L (270) L6	61-60	w/MT	DR	DD	3630	
4.6L (283) V8	67-63	w/3-Spd Trans w/Hydromatic Trans w/PowerGlide Trans	DR	DD	3635	
			DR	DD	3560	
			DR	DD	3664	N3631
	62		DR	DD	3635	
	61-57	wo/Hydromatic Trans	DR	DD	3635	

## STARTERS / DÉMARREURS / MOTORES DE ARRANQUE

Liter Litre Litro	Year Année Año	Options Options Opciones	Mfg.	Series Série Serie	Reman	New Nouveau Nuevo
<b>GMC - continued</b>						
<b>C / K / R / V SERIES PICKUPS - continued</b>						
<i>THERE HAVE BEEN PROBLEMS WITH THE MOUNTING AREAS BREAKING ON THE 6488 STARTER. THE 6489 HAS BEEN USED BY DELCO (AND OTHERS) TO REPLACE THE 6488, AS THE 6489 HAS 2 LONG MOUNTING EARS WHILE THE 6488 HAS 1 LONG AND 1 SHORT. CARE MUST BE TAKEN TO INSURE PROPER MOUNTING AND SHIMMING. USE LONG MOUNTING BOLT #12561387 TO REPLACE THE SHORT ONE.</i>						
4.8L (292) L6	88-84	2WD	DR	DD	3508M	N3510M
		4WD, w/AT	DR	DD	3733	N3733
		4WD, w/MT	DR	DD	3508M	N3510M
	83-82	2WD	DR	DD	3508M	N3510M
		4WD	DR	DD	3733	N3733
	81-78		DR	DD	3508	N3510
	77-76	w/3-Spd MT	DR	DD	3508	N3510
		w/4-Spd MT w/AT	DR	DD	3635	
	75		DR	DD	3508	N3510
	74	VIN S, w/MT	DR	DD	3635	
		VIN T	DR	DD	3508	N3510
	73		DR	DD	3508	N3510
	72	w/MT	DR	DD	3635	
71-69	w/AT, PowerGlide	DR	DD	3664	N3631	
	w/MT	DR	DD	3635		
68-63		DR	DD	3635		
4.8L (294) V8	11-09		DR	PMGR	6970	
	08-04		DR	PMGR	6494	N6494
	03-01		DR	PMGR	6489	N6489
	00-99		DR	PMGR	6488	N6488
5.0L (305) V8	99		DR	PMGR	6449	N6449
	98-97		DR	DD	6483	N6483
	96-95		DR	DD	6416	N6416
	94-91	w/8mm Battery Post	DR	DD	6416	N6416
		w/10mm Battery Post, 2WD	DR	DD	3510M	N3510M
		w/10mm Battery Post, 4WD, w/AT	DR	DD	3733	N3733
		w/10mm Battery Post, 4WD, w/MT	DR	DD	3510M	N3510M
	90	2WD	DR	DD	3510M	N3510M
		4WD, w/AT	DR	DD	3733	N3733
		4WD, w/MT	DR	DD	3510M	N3510M
	89	w/AT	DR	DD	3733	N3733
		w/MT	DR	DD	3510M	N3510M
	88-86	2WD	DR	DD	3510M	N3510M
		4WD, w/AT	DR	DD	3733	N3733
		4WD, w/MT	DR	DD	3510M	N3510M
	85	2WD, From Mid 1985	DR	DD	3510M	N3510M
		2WD, To Mid 1985	DR	DD	6313	N6313
		4WD, w/AT	DR	DD	3733	N3733
		4WD, w/MT, From Mid 1985	DR	DD	3510M	N3510M
4WD, w/MT, To Mid 1985		DR	DD	6313	N6313	
84	2WD	DR	DD	6313	N6313	
	4WD, w/AT	DR	DD	3733	N3733	
	4WD, w/MT	DR	DD	6313	N6313	
83	VIN F	DR	DD	3510M	N3510M	
	VIN H, 2WD	DR	DD	6313	N6313	
	VIN H, 4WD	DR	DD	3733	N3733	
82	2WD	DR	DD	6313	N6313	
	4WD	DR	DD	3733	N3733	
81		DR	DD	3562	N6313	
80-76		DR	DD	3508	N3510	
5.0L (307) V8	73		DR	DD	3664	N3631
	72		DR	DD	3635	
	71-68	w/AT, Hydromatic	DR	DD	3560	
w/AT, PowerGlide		DR	DD	3664	N3631	
w/MT		DR	DD	3635		

# STARTERS / DÉMARREURS / MOTORES DE ARRANQUE

Liter Litre Litro	Year Année Año	Options Options Opciones	Mfg.	Series Série Serie	Reman	New Nouveau Nuevo
<b>GMC - continued</b>						
<b>C / K / R / V SERIES PICKUPS - continued</b>						
<i>GM TSB #03-06-03-001 TALKS ABOUT THE STARTER RUNNING EVEN AFTER THE KEY IS RELEASED ON 2003-08 MODELS EQUIPPED WITH THE 5.3L ENGINE. THIS IS A NORMAL CONDITION, AS THE PCM TAKES OVER CONTROL OF THE "START" OPERATION AND HAS A SET TIME THAT IT WILL CRANK THE ENGINE. IT IS POSSIBLE THAT THE ENGINE MAY REQUIRE MORE TIME TO START BECAUSE OF THE SPECIFIC FUEL PUMP USED ON THE 5.3L ENGINE, THEREFORE THE OPERATOR MAY RELEASE THE KEY PRIOR TO ACTUAL START, AND YET THE STARTER MAY STILL CRANK. THIS IS THE PROPER ACTION FOR THIS SYSTEM, AND NO REPAIRS SHOULD BE ATTEMPTED.</i>						
5.3L (323) V8	11-09		DR	PMGR	6970	
	08-03		DR	PMGR	6494	N6494
	02-01		DR	PMGR	6489	N6489
	00-99		DR	PMGR	6488	N6488
5.4L (327) V8	68-66	w/AT, Hydromatic	DR	DD	3560	
		w/AT, PowerGlide	DR	DD	3664	N3631
		w/MT, 3-Spd	DR	DD	3635	
		w/MT, 4-Spd or 5-Spd	DR	DD	3633	
	65-62		DR	DD	3633	
5.5L (336) V8	59-58	wo/Hydromatic Trans	DR	DD	3635	
5.7L (348) V8	57	wo/Hydromatic Trans	DR	DD	3635	
5.7L (350) V8	00-95	DD Starter	DR	DD	6483	N6483
		PMGR Starter	DR	PMGR	6449	N6449
	94	DD Starter	DR	DD	3510M	N3510M
		PMGR Starter	DR	PMGR	6449	N6449
	93-84	2WD	DR	DD	3510M	N3510M
		4WD, w/AT	DR	DD	3733	N3733
		4WD, w/MT	DR	DD	3510M	N3510M
	83	2WD	DR	DD	3510M	N3510M
		4WD	DR	DD	3733	N3733
	82	VIN L, 2WD	DR	DD	3510M	N3510M
		VIN L, 4WD	DR	DD	3733	N3733
		VIN M, 2WD, w/AT	DR	DD	3510M	N3510M
		VIN M, 2WD, w/MT	DR	DD	3686	
		VIN M, 4WD	DR	DD	3733	N3733
	81-75		DR	DD	3510	N3510
	74-73		DR	DD	3508	N3510
	72	w/AT	DR	DD	3508	N3510
		w/MT	DR	DD	3689	
	71-70	w/MT	DR	DD	3635	
		w/CBC or PowerGlide Trans	DR	DD	3560	
		w/PowerMatic Trans	DR	DD	3635	
	69		DR	DD	3633	
5.7L (350) V8 (Diesel)	81-80		DR	DD	3725	
	79-78		DR	DD	3601	
6.0L (364) V8	11-09		DR	PMGR	6942	
	08-06		DR	PMGR	6757	N6757
	05-00		DR	PMGR	6492	N6492
	99	Original Unit, 1 Long Mtg Bolt and 1 Short Mtg Bolt	DR	PMGR	6482	N6482
		Suggested Replacement Unit (Need Bolts) - 2 Long Mtg Bolts	DR	PMGR	6492	N6492
6.2L (376) V8	11-09		DR	PMGR	6942	
	08-07		DR	PMGR	6757	N6757
6.2L (379) V8 (Diesel)	93-89	2WD	DR	OSGR	6469	N6469
		4WD, w/AT	DR	OSGR	6468	N6469
		4WD, w/MT	DR	OSGR	6469	N6469
	88-85	2WD	DR	DD	3764	N6469
		4WD, w/AT	DR	DD	6343	N6469
		4WD, w/MT	DR	DD	3764	N6469
	84-82		DR	DD	3764	N6469
6.5L (395) V8 (Diesel)	02-95		DR	OSGR	6469	N6469
	94-92	2WD	DR	OSGR	6469	N6469
		4WD, w/AT	DR	OSGR	6468	N6469
		4WD, w/MT	DR	OSGR	6469	N6469
6.5L (396) V8	69-68		DR	DD	3635	

## STARTERS / DÉMARREURS / MOTORES DE ARRANQUE

Liter Litre Litro	Year Année Año	Options Options Opciones	Mfg.	Series Série Serie	Reman	New Nouveau Nuevo
<b>GMC - continued</b>						
<b>C / K / R / V SERIES PICKUPS - continued</b>						
6.6L (400) V8	80-75		DR	DD	3510	N3510
6.6L (400) V8 (Diesel)	10-07		HI	OSGR	19020	
	06-01		HI	OSGR	17801	N17801
6.6L (402) V8	72-71	w/AT	DR	DD	3560	
		w/MT	DR	DD	3635	
	70	w/MT	DR	DD	3635	
		w/PowerMatic Trans	DR	DD	3533	
7.4L (454) V8	00-95		DR	PMGR	6449	N6449
	94	DD Starter	DR	DD	3510M	N3510M
		PMGR Starter	DR	PMGR	6449	N6449
	93-84	2WD	DR	DD	3510M	N3510M
		4WD, w/AT	DR	DD	3733	N3733
		4WD, w/MT	DR	DD	3510M	N3510M
	83-82	2WD	DR	DD	3510M	N3510M
4WD		DR	DD	3733	N3733	
81-73		DR	DD	3510	N3510	
8.1L (496) V8	07-03		ND	OSGR	17880	
	02	Delco Unit	DR	PMGR	6449	N6449
		NDenso Unit	ND	OSGR	17880	
01		DR	PMGR	6449	N6449	
<b>CABALLERO</b>						
3.3L (200) V6	79-78		DR	DD	3502	
3.8L (229) V6	84-83		DR	DD	3838	N3838
	82		DR	DD	6316	N6316
	81		DR	DD	3631	N3631
	80		DR	DD	3502	
3.8L (230) L6	69-68		DR	DD	3664	N3631
3.8L (231) V6	84-82		DR	DD	3800	N3838
	81-78		DR	DD	3664	N3631
4.1L (250) L6	74	w/AT	DR	DD	3508	N3510
		w/MT	DR	DD	3664	N3631
	73		DR	DD	3664	N3631
	70-68		DR	DD	3664	N3631
4.3L (262) V6	87-85		DR	DD	3838	N3838
4.4L (267) V8	82		DR	DD	6316	N6316
	81-79		DR	DD	3502	
5.0L (305) V8	87-84		DR	DD	3838	N3838
	83-82		DR	DD	6316	N6316
	81		DR	DD	3502	
	80	Exc California	DR	DD	3502	
		California	DR	DD	3508	N3510
79-78		DR	DD	3502		
5.0L (307) V8	70-68		DR	DD	3664	N3631
5.7L (350) V8	79-78	w/AT	DR	DD	3510	N3510
		w/MT	DR	DD	3689	
	70	w/AT, 2-bbl Carb	DR	DD	3508	N3510
		w/AT, 4-bbl Carb	DR	DD	3510	N3510
		w/MT, 2-bbl Carb	DR	DD	3560	
		w/MT, 4-bbl Carb	DR	DD	3560	
	69	w/CBC Trans	DR	DD	3631	N3631
w/MT		DR	DD	3664	N3631	
	w/PowerGlide Trans	DR	DD	3560		
5.7L (350) V8 (Diesel)	84		MI	OSGR	16871	
	83		DR	OSGR	3741	
6.6L (400) V8	70	w/AT	DR	DD	3510	N3510
		w/MT	DR	DD	3689	
6.6L (402) V8	70	w/AT	DR	DD	3510	N3510
		w/MT	DR	DD	3560	



## STARTERS / DÉMARREURS / MOTORES DE ARRANQUE

Liter Litre Litro	Year Année Año	Options Options Opciones	Mfg.	Series Série Serie	Reman	New Nouveau Nuevo
<b>GMC - continued</b>						
<b>CABALLERO - continued</b>						
7.4L (454) V8	70	w/AT w/MT	DR DR	DD DD	3510 3689	N3510
<b>CANYON</b>						
2.8L (169) L4	06-04		DR	PMGR	6499	N6499
2.9L (178) L4	11-08 07		DR	PMGR	6934	
			DR	PMGR	6782	N6782
3.5L (211) L5	06-04		DR	PMGR	6499	N6499
3.7L (223) L5	11-08 07		DR	PMGR	6934	
			DR	PMGR	6782	N6782
5.3L (325) V8	11-09		DR	PMGR	6970	
<b>DENALI - SEE YUKON</b>						
<b>DENALI XL - SEE YUKON XL</b>						
<b>ENVOY</b>						
4.2L (256) L6	09-08 07-06 05-04 03-02		DR	PMGR	6934	
			DR	PMGR	6782	N6782
			DR	PMGR	6499	N6499
			DR	PMGR	6490	N6490
5.3L (323) V8	09-04 03		DR	PMGR	6494	N6494
			DR	PMGR	6489	N6489
<b>G SERIES VANS</b>						
<i>GM TSB #57-64-03 DESCRIBES A CONDITION IN 1995 TRUCKS WHERE THE STARTER MAY CONTINUE TO RUN OR CRANK AFTER THE IGNITION SWITCH IS TURNED OFF BECAUSE OF A GROUND IN THE #6 CIRCUIT (USUALLY A PURPLE WIRE) WHICH ALLOWS CURRENT TO BE FED BACK THROUGH THE SOLENOID'S PULL-IN WINDINGS TO GROUND. THIS HOLDS THE PLUNGER IN, WHICH KEEPS THE STARTER RUNNING. THE REPAIR FOR THIS CONDITION IS TO DISCONNECT THE #6 LEAD AT THE "S" TERMINAL OF THE SOLENOID, THEN CHECK FOR ANY RESISTANCE IN THE LINE. IF THERE IS ANYTHING OTHER THAN INFINITE, THEN FIND THE GROUND IN THIS CIRCUIT AND ELIMINATE IT.</i>						
2.5L (153) L4	64	w/MT w/PowerGlide Trans	DR DR	DD DD	3635 3664	N3631
3.8L (230) L6	69	w/AT w/MT	DR DR	DD DD	3664 3635	N3631
	68-66		DR	DD	3664	N3631
	65-64	w/AT w/MT	DR DR	DD DD	3664 3635	N3631
4.1L (250) L6	84-82 81-75 74-73 72 71 70 69-67		DR	DD	3508M	N3510M
			DR	DD	3508	N3510
		w/AT w/MT	DR DR	DD DD	3664 3689	N3631
		Exc G30 Series	DR	DD	3664	N3631
		w/MT w/PowerGlide Trans	DR DR	DD DD	3635 3664	N3631
		wo/Hydromatic Trans	DR	DD	3664	N3631
			DR	DD	3664	N3631
4.3L (262) V6	98-97 96-91 90-85		DR DR DR	DD DD DD	6483 6416 3510M	N6483 N6416 N3510M
4.6L (283) V8	67	w/3-Spd Trans w/Hydromatic Trans w/PowerGlide Trans	DR DR DR	DD DD DD	3635 3560 3664	N3631
4.8L (292) L6	78-74		DR	DD	3508	N3510
5.0L (305) V8	98-97 96-91 90-83 82		DR DR DR	DD DD DD	6483 6416 3510M	N6483 N6416 N3510M
		Exc California California	DR DR	DD DD	6313 3510M	N6313 N3510M

## STARTERS / DÉMARREURS / MOTORES DE ARRANQUE

Liter Litre Litro	Year Année Año	Options Options Opciones	Mfg.	Series Série Serie	Reman	New Nouveau Nuevo
<b>GMC - continued</b>						
<b>G SERIES VANS - continued</b>						
5.0L (305) V8	81	VIN F or H VIN G	DR DR	DD DD	3510 3508	N3510 N3510
	80-77		DR	DD	3508	N3510
5.0L (307) V8	73	w/AT w/MT	DR DR	DD DD	3664 3689	N3631
	72		DR	DD	3664	N3631
	71-70	w/Hydromatic Trans w/MT w/PowerGlide Trans	DR	DD	3508	N3510
			DR	DD	3560	
			DR	DD	3664	N3631
69-68		DR	DD	3560		
5.7L (350) V8	98-95		DR	PMGR	6449	N6449
	94	DD Starter PMGR Starter	DR	DD	3510M	N3510M
			DR	PMGR	6449	N6449
	93-82		DR	DD	3510M	N3510M
	81-73		DR	DD	3510	N3510
	72	w/AT w/MT	DR	DD	3510	N3510
			DR	DD	3689	
	71-70	w/MT w/CBC or PowerGlide Trans	DR	DD	3635	
DR			DD	3560		
6.2L (379) V8 (Diesel)	93-89		DR	OSGR	6469	N6469
	88-83		DR	DD	3764	N6469
6.5L (395) V8 (Diesel)	98-94		DR	OSGR	6469	N6469
6.6L (400) V8	80-75		DR	DD	3510	N3510
7.4L (454) V8	98-95		DR	PMGR	6449	N6449
	94	DD Starter PMGR Starter	DR	DD	3510M	N3510M
			DR	PMGR	6449	N6449
	93-88		DR	DD	3510M	N3510M
	79		DR	DD	3510	N3510
	76-75		DR	DD	3510	N3510
<b>JIMMY</b>						
1.9L (119) L4	84-83		HI	DD	16877	
2.0L (122) L4	84-83		DR	DD	6318	
2.5L (151) L4	88-85		DR	DD	6330	N6330
2.8L (173) V6	89-83		DR	DD	6313	N6313
3.8L (230) L6	69	w/AT w/MT	DR	DD	3664	N3631
			DR	DD	3635	
4.1L (250) L6	82		DR	DD	3508M	N3510M
	81-75		DR	DD	3508	N3510
	74-73	w/AT w/MT	DR	DD	3664	N3631
			DR	DD	3508	N3510
	72	w/AT w/MT	DR	DD	3664	N3631
			DR	DD	3635	
71-69	w/AT, PowerGlide w/MT	DR	DD	3664	N3631	
		DR	DD	3635		
<b>4.3L ENGINES USE THE 6407 AS STANDARD EQUIPMENT FROM 1990-1988. THIS IS A PERMANENT MAGNET GEAR REDUCTION STARTER WHICH HAS A HIGHER THAN NORMAL EARLY FAILURE RATE. IN MANY CASES, BOTH THE 6313 (5MT STARTER) AND THE 6416 (SD210 STARTER) WILL FIT IN PLACE OF THE 6407 (PG200 PMGR STARTER), AND WORK FINE. CARE MUST BE TAKEN WHEN INSTALLING TO ENSURE PROPER FIT, INCLUDING PROPER SHIMMING. THIS INTERCHANGE MAY NOT ALWAYS WORK DUE TO LIMITED INSTALLATION SPACE.</b>						
4.3L (262) V6	05		DR	PMGR	6495	N6495
	04	1st Prod 2nd Prod	DR	PMGR	6485	N6485
			DR	PMGR	6495	N6495
	03-99		DR	PMGR	6485	N6485
	98-96		DR	PMGR	6449	N6449
	95-91		DR	DD	6416	N6416
	90-88	Originally Equipped, PMGR Starter Replacement Unit, DD Starter, 5MT Replacement Unit, DD Starter, SD210	DR	PMGR	6407	N6407
DR			DD	6313	N6313	
DR			DD	6416	N6416	

## STARTERS / DÉMARREURS / MOTORES DE ARRANQUE

Liter Litre Litro	Year Année Año	Options Options Opciones	Mfg.	Series Série Serie	Reman	New Nouveau Nuevo	
<b>GMC - continued</b>							
<b>JIMMY - continued</b>							
4.8L (292) L6	76	w/3-Spd MT	DR	DD	3508	N3510	
		w/4-Spd MT	DR	DD	3635		
		w/AT	DR	DD	3508	N3510	
	73		DR	DD	3508	N3510	
		72	w/MT	DR	DD	3635	
	71-70		w/AT, PowerGlide	DR	DD	3664	N3631
			w/MT	DR	DD	3635	
69		w/AT, w/2 Mtg Holes, Pad Mount Starter	DR	DD	3664	N3631	
		w/AT, w/3 Mtg Holes, Flange Mount Starter	DR	DD	3635		
		w/MT	DR	DD	3635		
5.0L (305) V8	87-86	w/AT	DR	DD	3733	N3733	
		w/MT	DR	DD	3510M	N3510M	
	85		w/AT	DR	DD	3733	N3733
			w/MT, From Mid 1985	DR	DD	3510M	N3510M
			w/MT, To Mid 1985	DR	DD	6313	N6313
	84		w/AT	DR	DD	3733	N3733
			w/MT	DR	DD	6313	N6313
	83		w/AT	DR	DD	3733	N3733
		w/MT	DR	DD	3510M	N3510M	
82		2WD	DR	DD	6313	N6313	
		4WD	DR	DD	3733	N3733	
81			DR	DD	3562	N6313	
	80-77		DR	DD	3508	N3510	
5.0L (307) V8	73-72	w/AT	DR	DD	3664	N3631	
		w/MT	DR	DD	3635		
	71-69		w/AT, Hydromatic	DR	DD	3560	
			w/AT, PowerGlide	DR	DD	3664	N3631
		w/MT	DR	DD	3635		
5.7L (350) V8	91-82	w/AT	DR	DD	3733	N3733	
		w/MT	DR	DD	3510M	N3510M	
	81-75			DR	DD	3510	N3510
		74-73		DR	DD	3508	N3510
	72		w/AT	DR	DD	3508	N3510
			w/MT	DR	DD	3635	
	71-70		w/MT	DR	DD	3635	
		w/CBC or PowerGlide Trans	DR	DD	3560		
		w/PowerMatic Trans	DR	DD	3635		
6.2L (379) V8 (Diesel)	91-89	w/AT	DR	OSGR	6468	N6469	
		w/MT	DR	OSGR	6469	N6469	
	88-84		w/AT	DR	DD	6343	N6469
			w/MT	DR	DD	3764	N6469
83-82		DR	DD	3764	N6469		
6.6L (400) V8	79-75		DR	DD	3510	N3510	
7.4L (454) V8	76		DR	DD	3510	N3510	
	73		DR	DD	3510	N3510	
<b>K SERIES PICKUP - SEE C / K / R / V SERIES PICKUPS</b>							
<b>MOTORHOME</b>							
5.7L (350) V8	86-82		DR	DD	3510M	N3510M	
	81-72		DR	DD	3510	N3510	
	71		DR	DD	3689		
6.2L (379) V8 (Diesel)	86-82		DR	DD	3764	N6469	
6.6L (403) V8	78-77		DR	DD	3629		
7.4L (454) V8	86-82		DR	DD	3510M	N3510M	
	81-73		DR	DD	3510	N3510	
7.5L (455) V8	76-73	Oldsmobile Eng	DR	DD	3629		

## STARTERS / DÉMARREURS / MOTORES DE ARRANQUE

Liter Litre Litro	Year Année Año	Options Options Opciones	Mfg.	Series Série Serie	Reman	New Nouveau Nuevo
<b>GMC - continued</b>						
<b>P SERIES TRUCKS</b>						
<i>GM TSB #57-64-03 DESCRIBES A CONDITION IN 1995 TRUCKS WHERE THE STARTER MAY CONTINUE TO RUN OR CRANK AFTER THE IGNITION SWITCH IS TURNED OFF BECAUSE OF A GROUND IN THE #6 CIRCUIT (USUALLY A PURPLE WIRE) WHICH ALLOWS CURRENT TO BE FED BACK THROUGH THE SOLENOID'S PULL-IN WINDINGS TO GROUND. THIS HOLDS THE PLUNGER IN, WHICH KEEPS THE STARTER RUNNING. THE REPAIR FOR THIS CONDITION IS TO DISCONNECT THE #6 LEAD AT THE "S" TERMINAL OF THE SOLENOID, THEN CHECK FOR ANY RESISTANCE IN THE LINE. IF THERE IS ANYTHING OTHER THAN INFINITE, THEN FIND THE GROUND IN THIS CIRCUIT AND ELIMINATE IT.</i>						
2.5L (153) L4	65-64	w/MT w/PowerGlide Trans	DR DR	DD DD	3635 3664	N3631
3.8L (230) L6	69	w/AT w/MT	DR DR	DD DD	3664 3635	N3631
	68-66		DR	DD	3664	N3631
	65-63	w/AT w/MT	DR DR	DD DD	3664 3635	N3631
4.1L (250) L6	74-73	P1/P2 Series, w/AT	DR	DD	3664	N3631
		P1/P2 Series, w/MT	DR	DD	3508	N3510
		P3 Series	DR	DD	3508	N3510
	72	w/AT w/MT	DR DR	DD DD	3664 3635	N3631
4.3L (262) V6	71-66	w/MT w/CBC or PowerGlide Trans	DR DR	DD DD	3635 3664	N3631
	99-96 95-90		DR DR	PMGR DD	6449 6416	N6449 N6416
4.6L (283) V8	67	w/3-Spd Trans	DR	DD	3635	
		w/Hydromatic Trans	DR	DD	3560	
		w/PowerGlide Trans	DR	DD	3664	N3631
4.8L (292) L6	89-82		DR	DD	3508M	N3510M
	81-78		DR	DD	3508	N3510
	77-76	w/4-Spd Trans	DR	DD	3635	
		wo/4-Spd Trans	DR	DD	3508	N3510
	75		DR	DD	3508	N3510
	74-73	w/AT w/MT	DR DR	DD DD	3508 3635	N3510
	72	w/MT	DR	DD	3635	
71-63	w/MT w/PowerGlide Trans	DR DR	DD DD	3635 3664	N3631	
5.0L (307) V8	73	w/AT w/MT	DR DR	DD DD	3664 3689	N3631
		72		DR	DD	3635
	71-68	w/Hydromatic Trans w/MT w/PowerGlide Trans	DR DR DR	DD DD DD	3560 3635 3664	N3631
5.7L (350) V8	99-95		DR	PMGR	6449	N6449
	94	DD Starter	DR	DD	3510M	N3510M
		PMGR Starter	DR	PMGR	6449	N6449
	93-91		DR	DD	3510M	N3510M
	90-89	w/Disc Brakes	DR	DD	3510M	N3510M
		wo/Disc Brakes	DR	DD	3686	
	88-87	VIN K	DR	DD	3510M	N3510M
		VIN M, w/AT	DR	DD	3510M	N3510M
		VIN M, w/MT, w/Disc Brakes	DR	DD	3510M	N3510M
		VIN M, w/MT, wo/Disc Brakes	DR	DD	3686	
86-84	P2 Series	DR	DD	3510M	N3510M	
	P3 Series, w/AT	DR	DD	3510M	N3510M	
	P3 Series, w/MT, w/Disc Brakes	DR	DD	3510M	N3510M	
	P3 Series, w/MT, wo/Disc Brakes	DR	DD	3686		
83-82	w/Disc Brakes	DR	DD	3686		
	wo/Disc Brakes	DR	DD	3510M	N3510M	

## STARTERS / DÉMARREURS / MOTORES DE ARRANQUE

Liter Litre Litro	Year Année Año	Options Options Opciones	Mfg.	Series Série Serie	Reman	New Nouveau Nuevo	
<b>GMC - continued</b>							
<b>P SERIES TRUCKS - continued</b>							
5.7L (350) V8	81-79	w/Disc Brakes	DR	DD	3686		
		wo/Disc Brakes	DR	DD	3510	N3510	
	78		DR	DD	3686		
	77-75		DR	DD	3510	N3510	
	74-73		P32 Chassis	DR	DD	3510	N3510
			P42 Chassis, Exc P3 Series	DR	DD	3508	N3510
			P42 Chassis, P3 Series	DR	DD	3635	
	72		w/AT	DR	DD	3508	N3510
w/MT			DR	DD	3635		
71-70		w/MT	DR	DD	3635		
		w/PowerGlide Trans	DR	DD	3560		
		w/PowerMatic Trans	DR	DD	3635		
69			DR	DD	3633		
6.2L (379) V8 (Diesel)	93-89		DR	OSGR	6469	N6469	
	88-82		DR	DD	3764	N6469	
6.5L (395) V8 (Diesel)	99-94		DR	OSGR	6469	N6469	
6.6L (400) V8	72-71	w/AT	DR	DD	3560		
		w/MT	DR	DD	3635		
7.4L (454) V8	99-95		DR	PMGR	6449	N6449	
	94	DD Starter PMGR Starter	DR	DD	3510M	N3510M	
			DR	PMGR	6449	N6449	
	93-82		DR	DD	3510M	N3510M	
	81-73		DR	DD	3510	N3510	
<b>R SERIES PICKUP - SEE C / K / R / V SERIES PICKUPS</b>							
<b>S-15 PICKUP</b>							
1.9L (119) L4	85-82		HI	DD	16877		
2.0L (122) L4	84-83		DR	DD	6318		
2.2L (134) L4 (Diesel)	85-84		ND	OSGR	16739		
2.5L (151) L4	90-85		DR	DD	6330	N6330	
2.8L (173) V6	90-82		DR	DD	6313	N6313	
<i>4.3L ENGINES USE THE 6407 AS STANDARD EQUIPMENT FROM 1990-1988. THIS IS A PERMANENT MAGNET GEAR REDUCTION STARTER WHICH HAS A HIGHER THAN NORMAL EARLY FAILURE RATE. IN MANY CASES, BOTH THE 6313 (5MT STARTER) AND THE 6416 (SD260 STARTER) WILL FIT IN PLACE OF THE 6407 (PG200 PMGR STARTER), AND WORK FINE. CARE MUST BE TAKEN WHEN INSTALLING TO ENSURE PROPER FIT, INCLUDING PROPER SHIMMING. THIS INTERCHANGE MAY NOT ALWAYS WORK DUE TO LIMITED INSTALLATION SPACE.</i>							
4.3L (262) V6	90-88	Originally Equipped, PMGR Starter	DR	PMGR	6407	N6407	
		Replacement Unit, DD Starter, 5MT	DR	DD	6313	N6313	
		Replacement Unit, DD Starter, SD210	DR	DD	6416	N6416	
<b>SAFARI VAN</b>							
2.5L (151) L4	90-85		DR	DD	6310	N6310	
4.3L (262) V6	05		DR	PMGR	6495	N6495	
	04	1st Prod 2nd Prod	DR	PMGR	6485	N6485	
			DR	PMGR	6495	N6495	
	03-99		DR	PMGR	6485	N6485	
	98-97		DR	PMGR	6449	N6449	
	96-91		DR	DD	6416	N6416	
	90-85		DR	DD	3510M	N3510M	
<b>SAVANA VANS</b>							
4.3L (262) V6	11-08		DR	PMGR	6972		
	07-05		DR	PMGR	6495	N6495	
	04	1st Prod 2nd Prod	DR	PMGR	6485	N6485	
			DR	PMGR	6495	N6495	
	03-01		DR	PMGR	6485	N6485	
	00-99	DD Starter PMGR Starter	DR	DD	6483	N6483	
DR			PMGR	6485	N6485		

## STARTERS / DÉMARREURS / MOTORES DE ARRANQUE

Liter Litre Litro	Year Année Año	Options Options Opciones	Mfg.	Series Série Serie	Reman	New Nouveau Nuevo
<b>GMC - continued</b>						
<b>SAVANA VANS - continued</b>						
4.8L (294) V8	11-08		DR	PMGR	6970	
	07-04		DR	PMGR	6494	N6494
	03		DR	PMGR	6489	N6489
5.0L (305) V8	02-99		DR	PMGR	6449	N6449
	97		DR	DD	6483	N6483
5.3L (323) V8	11-08		DR	PMGR	6970	
	07-04		DR	PMGR	6494	N6494
	03		DR	PMGR	6489	N6489
5.7L (350) V8	02-99		DR	PMGR	6449	N6449
	96		DR	PMGR	6449	N6449
6.0L (364) V8	11-09		DR	PMGR	6942	
	08-06		DR	PMGR	6757	N6757
	05-03		DR	PMGR	6492	N6492
6.5L (395) V8 (Diesel)	02-99		DR	OSGR	6469	N6469
	97		DR	OSGR	6469	N6469
6.6L (400) V8 (Diesel)	09-07		HI	OSGR	19020	
	06		HI	OSGR	17801	N17801
7.4L (454) V8	00-99		DR	PMGR	6449	N6449
8.1L (496) V8	02-01		DR	PMGR	6449	N6449
<b>SIERRA PICKUP - SEE C / K / R / V SERIES PICKUPS</b>						
<b>SONOMA</b>						
2.2L (134) L4	03-02		DR	PMGR	6491	N6491
	01-99		DR	PMGR	6481	N6481
	98-97		DR	DD	6473	N6473
	96-94		DR	DD	6415	N6415
2.5L (151) L4	93-91		DR	DD	6330	N6330
2.8L (173) V6	93-91		DR	DD	6313	N6313
4.3L ENGINES USE THE 6407 AS STANDARD EQUIPMENT FROM 1990-1988. THIS IS A PERMANENT MAGNET GEAR REDUCTION STARTER WHICH HAS A HIGHER THAN NORMAL EARLY FAILURE RATE. IN MANY CASES, BOTH THE 6313 (5MT STARTER) AND THE 6416 (SD260 STARTER) WILL FIT IN PLACE OF THE 6407 (PG200 PMGR STARTER), AND WORK FINE. CARE MUST BE TAKEN WHEN INSTALLING TO ENSURE PROPER FIT, INCLUDING PROPER SHIMMING. THIS INTERCHANGE MAY NOT ALWAYS WORK DUE TO LIMITED INSTALLATION SPACE.						
4.3L (262) V6	04	1st Prod	DR	PMGR	6485	N6485
		2nd Prod	DR	PMGR	6495	N6495
	03-99		DR	PMGR	6485	N6485
	98-96		DR	PMGR	6449	N6449
	95-91		DR	DD	6416	N6416
<b>SPRINT</b>						
4.1L (250) L6	77		DR	DD	3664	N3631
	76-75	w/AT	DR	DD	3508	N3510
		w/MT	DR	DD	3664	N3631
	72-71		DR	DD	3664	N3631
5.0L (305) V8	77-76	w/AT	DR	DD	3508	N3510
		w/MT	DR	DD	3689	
5.0L (307) V8	73-71		DR	DD	3664	N3631
5.7L (350) V8	77-71	w/AT	DR	DD	3510	N3510
		w/MT	DR	DD	3689	
6.6L (400) V8	76-74	w/AT	DR	DD	3510	N3510
		w/MT	DR	DD	3689	
6.6L (402) V8	75-74	w/AT	DR	DD	3510	N3510
		w/MT	DR	DD	3689	
	72-71	w/AT	DR	DD	3510	N3510
7.4L (454) V8	75-71	w/AT	DR	DD	3510	N3510
		w/MT	DR	DD	3689	

# STARTERS / DÉMARREURS / MOTORES DE ARRANQUE

Liter Litre Litro	Year Année Año	Options Options Opciones	Mfg.	Series Série Serie	Reman	New Nouveau Nuevo
<b>GMC - continued</b>						
<b>SUBURBAN</b>						
<i>GM TSB #03-06-03-001 TALKS ABOUT THE STARTER RUNNING EVEN AFTER THE KEY IS RELEASED ON 2003-08 MODELS EQUIPPED WITH THE 5.3L ENGINE. THIS IS A NORMAL CONDITION, AS THE PCM TAKES OVER CONTROL OF THE "START" OPERATION AND HAS A SET TIME THAT IT WILL CRANK THE ENGINE. IT IS POSSIBLE THAT THE ENGINE MAY REQUIRE MORE TIME TO START BECAUSE OF THE SPECIFIC FUEL PUMP USED ON THE 5.3L ENGINE, THEREFORE THE OPERATOR MAY RELEASE THE KEY PRIOR TO ACTUAL START, AND YET THE STARTER MAY STILL CRANK. THIS IS THE PROPER ACTION FOR THIS SYSTEM, AND NO REPAIRS SHOULD BE ATTEMPTED.</i>						
<i>THERE HAVE BEEN PROBLEMS WITH THE MOUNTING AREAS BREAKING ON THE 6488 STARTER. THE 6489 HAS BEEN USED BY DELCO (AND OTHERS) TO REPLACE THE 6488, AS THE 6489 HAS 2 LONG MOUNTING EARS WHILE THE 6488 HAS 1 LONG AND 1 SHORT. CARE MUST BE TAKEN TO INSURE PROPER MOUNTING AND SHIMMING. USE LONG MOUNTING BOLT #12561387 TO REPLACE THE SHORT ONE.</i>						
3.8L (230) L6	67		DR	DD	3664	N3631
	66-63	w/AT w/MT	DR DR	DD DD	3664 3635	N3631
4.1L (250) L6	80-75		DR	DD	3508	N3510
	74-73	w/AT w/MT	DR DR	DD DD	3664 3508	N3631 N3510
	72	w/AT w/MT	DR DR	DD DD	3664 3635	N3631
	71-67	w/AT, PowerGlide w/MT	DR DR	DD DD	3664 3635	N3631
	66	w/AT, CBC or PowerGlide w/MT	DR DR	DD DD	3664 3635	N3631
4.6L (283) V8	67	w/AT, Hydromatic	DR	DD	3560	N3631
		w/AT, PowerGlide	DR	DD	3664	
		w/MT, 3-Spd	DR	DD	3635	
		w/MT, 4-Spd or 5-Spd	DR	DD	3633	
4.8L (292) L6	86-84	w/AT w/MT	DR DR	DD DD	3733 3508M	N3733 N3510M
	82	2WD 4WD	DR DR	DD DD	3733 3508M	N3733 N3510M
	81-78		DR	DD	3508	N3510
	77-76	w/3-Spd MT	DR	DD	3508	N3510
		w/4-Spd MT w/AT	DR DR	DD DD	3635 3508	N3510
	75-73		DR	DD	3508	N3510
	72	w/MT	DR	DD	3635	
	71-69	w/AT, PowerGlide w/MT	DR DR	DD DD	3664 3635	N3631
	68		DR	DD	3635	
	67-66	w/MT w/PowerGlide Trans	DR DR	DD DD	3635 3664	N3631
5.0L (305) V8	87-86		DR	DD	3510M	N3510M
	85	2WD, From Mid 1985	DR	DD	3510M	N3510M
		2WD, To Mid 1985	DR	DD	6313	N6313
		4WD, w/AT	DR	DD	3733	N3733
		4WD, w/MT, From Mid 1985	DR	DD	3510M	N3510M
		4WD, w/MT, To Mid 1985	DR	DD	6313	N6313
	84	2WD	DR	DD	6313	N6313
		4WD, w/AT	DR	DD	3733	N3733
		4WD, w/MT	DR	DD	6313	N6313
	83	VIN F	DR	DD	3510M	N3510M
VIN H, 2WD		DR	DD	6313	N6313	
VIN H, 4WD		DR	DD	3733	N3733	
82	2WD	DR	DD	6313	N6313	
	4WD	DR	DD	3733	N3733	
		DR	DD	3562	N6313	
80-76		DR	DD	3508	N3510	
5.0L (307) V8	73		DR	DD	3664	N3631
	72		DR	DD	3635	

## STARTERS / DÉMARREURS / MOTORES DE ARRANQUE

Liter Litre Litro	Year Année Año	Options Options Opciones	Mfg.	Series Série Serie	Reman	New Nouveau Nuevo
<b>GMC - continued</b>						
<b>SUBURBAN - continued</b>						
5.0L (307) V8	71-68	w/AT, Hydromatic	DR	DD	3560	N3631
		w/AT, PowerGlide	DR	DD	3664	
		w/MT	DR	DD	3635	
5.4L (327) V8	68	w/AT, Hydromatic	DR	DD	3560	N3631
		w/AT, PowerGlide	DR	DD	3664	
		w/MT, 3-Spd	DR	DD	3635	
		w/MT, 4-Spd or 5-Spd	DR	DD	3633	
5.7L (350) V8	99-95	DD Starter	DR	DD	6483	N6483
		PMGR Starter	DR	PMGR	6449	N6449
	94	DD Starter	DR	DD	3510M	N3510M
		PMGR Starter	DR	PMGR	6449	N6449
	93-91	2WD	DR	DD	3510M	N3510M
		4WD	DR	DD	3733	N3733
	90-84	2WD	DR	DD	3510M	N3510M
		4WD, w/AT	DR	DD	3733	N3733
		4WD, w/MT	DR	DD	3510M	N3510M
	83	2WD	DR	DD	3510M	N3510M
		4WD	DR	DD	3733	N3733
	82	VIN L, 2WD	DR	DD	3510M	N3510M
		VIN L, 4WD	DR	DD	3733	N3733
		VIN M, 2WD, w/AT	DR	DD	3510M	N3510M
		VIN M, 2WD, w/MT	DR	DD	3686	
VIN M, 4WD		DR	DD	3733	N3733	
81-75		DR	DD	3510	N3510	
74-73		DR	DD	3508	N3510	
72	w/AT	DR	DD	3508	N3510	
	w/MT	DR	DD	3689		
71-70	w/MT	DR	DD	3635		
	w/CBC or PowerGlide Trans	DR	DD	3560		
	w/PowerMatic Trans	DR	DD	3635		
69		DR	DD	3633		
5.7L (350) V8 (Diesel)	81-80		DR	DD	3725	
	79-78		DR	DD	3601	
6.2L (379) V8 (Diesel)	93		DR	OSGR	6469	N6469
	91	2WD	DR	OSGR	6469	N6469
		4WD	DR	OSGR	6468	N6469
	90-89	2WD	DR	OSGR	6469	N6469
		4WD, w/AT	DR	OSGR	6468	N6469
		4WD, w/MT	DR	OSGR	6469	N6469
	88-85	2WD	DR	DD	3764	N6469
		4WD, w/AT	DR	DD	6343	N6469
		4WD, w/MT	DR	DD	3764	N6469
	84	w/AT	DR	DD	6343	N6469
w/MT		DR	DD	3764	N6469	
83-82		DR	DD	3764	N6469	
6.5L (395) V8 (Diesel)	99-95		DR	OSGR	6469	N6469
	94	2WD	DR	OSGR	6469	N6469
		4WD	DR	OSGR	6468	N6469
	93		DR	OSGR	6469	N6469
6.5L (396) V8	69-68		DR	DD	3635	
6.6L (400) V8	80-75		DR	DD	3510	N3510
6.6L (402) V8	72-71	w/AT	DR	DD	3560	
		w/MT	DR	DD	3635	
	70	w/MT	DR	DD	3635	
		w/PowerMatic Trans	DR	DD	3533	
7.4L (454) V8	99-95		DR	PMGR	6449	N6449
	94	DD Starter	DR	DD	3510M	N3510M
PMGR Starter		DR	PMGR	6449	N6449	



## STARTERS / DÉMARREURS / MOTORES DE ARRANQUE

Liter Litre Litro	Year Année Año	Options Options Opciones	Mfg.	Series Série Serie	Reman	New Nouveau Nuevo
<b>GMC - continued</b>						
<b>SUBURBAN - continued</b>						
7.4L (454) V8	93-92	2WD	DR	DD	3510M	N3510M
		4WD	DR	DD	3733	N3733
	91-82		DR	DD	3510M	N3510M
	81-73		DR	DD	3510	N3510
<b>SYCLONE - SEE JIMMY</b>						
<b>TERRAIN</b>						
2.4L (145) L4	11-10		DR	PMGR	6947	
3.0L (182) V6	11-10		MI	PMGR	17997	N17997
<b>TRACKER</b>						
1.6L	91	w/AT	MI	PMGR	17206	N17194
		w/MT	MI	PMGR	17266	N17266
	90	w/AT	MI	PMGR	17206	N17194
		w/MT	MI	DD	17166	
<b>TYPHOON - SEE JIMMY</b>						
<b>V SERIES PICKUP - SEE C / K / R / V SERIES PICKUPS</b>						
<b>YUKON</b>						
<i>THERE HAVE BEEN PROBLEMS WITH THE MOUNTING AREAS BREAKING ON THE 6488 STARTER. THE 6489 HAS BEEN USED BY DELCO (AND OTHERS) TO REPLACE THE 6488, AS THE 6489 HAS 2 LONG MOUNTING EARS WHILE THE 6488 HAS 1 LONG AND 1 SHORT. CARE MUST BE TAKEN TO INSURE PROPER MOUNTING AND SHIMMING. USE LONG MOUNTING BOLT #12561387 TO REPLACE THE SHORT ONE.</i>						
4.8L (294) V8	09		DR	PMGR	6970	
	08-04		DR	PMGR	6494	N6494
	03-01		DR	PMGR	6489	N6489
	00		DR	PMGR	6488	N6488
<i>GM TSB #03-06-03-001 TALKS ABOUT THE STARTER RUNNING EVEN AFTER THE KEY IS RELEASED ON 2003-08 MODELS EQUIPPED WITH THE 5.3L ENGINE. THIS IS A NORMAL CONDITION, AS THE PCM TAKES OVER CONTROL OF THE "START" OPERATION AND HAS A SET TIME THAT IT WILL CRANK THE ENGINE. IT IS POSSIBLE THAT THE ENGINE MAY REQUIRE MORE TIME TO START BECAUSE OF THE SPECIFIC FUEL PUMP USED ON THE 5.3L ENGINE, THEREFORE THE OPERATOR MAY RELEASE THE KEY PRIOR TO ACTUAL START, AND YET THE STARTER MAY STILL CRANK. THIS IS THE PROPER ACTION FOR THIS SYSTEM, AND NO REPAIRS SHOULD BE ATTEMPTED.</i>						
5.3L (323) V8	11-09		DR	PMGR	6970	
	08-03		DR	PMGR	6494	N6494
	02-01		DR	PMGR	6489	N6489
	00		DR	PMGR	6488	N6488
5.7L (350) V8	00		DR	PMGR	6449	N6449
	99-97	DD Starter	DR	DD	6483	N6483
		PMGR Starter	DR	PMGR	6449	N6449
	96-94		DR	PMGR	6449	N6449
	93-92	2WD	DR	DD	3510M	N3510M
4WD, w/AT		DR	DD	3733	N3733	
4WD, w/MT		DR	DD	3510M	N3510M	
6.0L (364) V8	06		DR	PMGR	6757	N6757
	05-01		DR	PMGR	6492	N6492
6.2L (376) V8	11-09		DR	PMGR	6942	
	08-07		DR	PMGR	6757	N6757
6.5L (395) V8 (Diesel)	97-94		DR	OSGR	6469	N6469
<b>YUKON XL</b>						
<i>GM TSB #03-06-03-001 TALKS ABOUT THE STARTER RUNNING EVEN AFTER THE KEY IS RELEASED ON 2003-08 MODELS EQUIPPED WITH THE 5.3L ENGINE. THIS IS A NORMAL CONDITION, AS THE PCM TAKES OVER CONTROL OF THE "START" OPERATION AND HAS A SET TIME THAT IT WILL CRANK THE ENGINE. IT IS POSSIBLE THAT THE ENGINE MAY REQUIRE MORE TIME TO START BECAUSE OF THE SPECIFIC FUEL PUMP USED ON THE 5.3L ENGINE, THEREFORE THE OPERATOR MAY RELEASE THE KEY PRIOR TO ACTUAL START, AND YET THE STARTER MAY STILL CRANK. THIS IS THE PROPER ACTION FOR THIS SYSTEM, AND NO REPAIRS SHOULD BE ATTEMPTED.</i>						
5.3L (323) V8	11-09		DR	PMGR	6970	
	08-03		DR	PMGR	6494	N6494
	02-01		DR	PMGR	6489	N6489
	00		DR	PMGR	6488	N6488

## STARTERS / DÉMARREURS / MOTORES DE ARRANQUE

Liter Litre Litro	Year Année Año	Options Options Opciones	Mfg.	Series Série Serie	Reman	New Nouveau Nuevo
<b>GMC - continued</b>						
<b>YUKON XL - continued</b>						
6.0L (364) V8	11-09		DR	PMGR	6942	
	08-06		DR	PMGR	6757	N6757
	05-00		DR	PMGR	6492	N6492
6.2L (376) V8	11-09		DR	PMGR	6942	
	08-07		DR	PMGR	6757	N6757
8.1L (496) V8	06-03		ND	OSGR	17880	
	02	Delco Unit NDenso Unit	DR	PMGR	6449	N6449
	01		DR	PMGR	6449	N6449
<b>OLDER MODELS (PRIOR TO 1963)</b>						
6 Cyl Engines	61-60	w/MT	DR	DD	3630	
8 Cyl Engines	61-57	wo/Hydromatic Trans	DR	DD	3635	
<b>HONDA</b>						
<i>MANY HONDA'S CAME ORIGINALLY EQUIPPED WITH STARTERS MANUFACTURED BY THREE DIFFERENT COMPANIES. THE GEAR REDUCTION STARTERS WERE BUILT BY EITHER NIPPONDENSO OR MITSUBA. THE CONVENTIONAL DIRECT DRIVE STARTERS, (OFTEN USED ON THE "ECONOMY" MODELS OR SOME MODELS SOLD IN CALIFORNIA), WERE BUILT BY NIPPONDENSO OR HITACHI. THESE STARTERS ARE BUILT TO INTERCHANGE WITH EACH OTHER ON THE SAME APPLICATIONS. BECAUSE OF THE DIFFERENCES IN APPEARANCE AND THE RESULTING BUYER SKEPTICISM, THE MITSUBA AND NIPPONDENSO GEAR REDUCTIONS ARE LISTED SEPARATELY SO THAT AN EXACT MATCH IS POSSIBLE. IT IS STRONGLY RECOMMENDED MATCHING THE MANUFACTURER WHEN REPLACING.</i>						
<b>ACCORD</b>						
<i>HONDA ACCORDS OFTEN USE BOTH NIPPONDENSO AND MITSUBA STARTERS IN THE SAME APPLICATION. IN MOST ALL CASES, THE TWO CAN BE INTERCHANGED. HOWEVER, WE FEEL BECAUSE OF THE LARGE DEGREE OF DIFFERENCE IN APPEARANCE, THEY WILL HAVE SEPARATE PART NUMBERS SO THAT EXACT MATCHES ARE POSSIBLE.</i>						
1.6L	78-76		ND	OSGR	16251	
1.8L	85-84	Mitsuba Unit	MT	OSGR	16901	
		NDenso Unit	ND	OSGR	16906	
	83	Mitsuba Unit	MT	OSGR	16901	
		NDenso Unit	ND	OSGR	16600	
82-79		ND	OSGR	16600		
2.0L	89-86	w/AT	MT	OSGR	16845	
		w/MT, Mitsuba Unit	MT	OSGR	16901	
		w/MT, NDenso Unit	ND	OSGR	16906	
2.2L	97-96	w/AT	MT	PMOSGR	17591	N17591
		w/MT	ND	OSGR	17526	N17526
	95-94	w/AT	MT	PMOSGR	16960	N16890
		w/MT	ND	OSGR	17526	N17526
	93-92	w/AT, Mitsuba Unit	MT	PMOSGR	16960	N16890
		w/MT, Mitsuba Unit	MT	PMOSGR	16975	N16975
		w/MT, NDenso Unit	ND	OSGR	16884	N16975
	91-90	w/AT, Mitsuba Unit	MT	PMOSGR	16960	N16890
w/AT, NDenso Unit		ND	OSGR	16890	N16890	
w/MT, Mitsuba Unit		MT	PMOSGR	16975	N16975	
w/MT, NDenso Unit		ND	OSGR	16884	N16975	
2.3L	02-98	Mitsuba Unit	MT	PMOSGR	17729	N17729
		NDenso Unit	ND	OSGR	17526	N17526
2.4L	12-08		MT	PMGR	19082	N19082
	07-06		MT	PMGR	17960	N17960
	05-03	w/AT	MT	PMGR	17870	N17870
w/MT		MI	PMGR	17869		
2.7L	97-95		MT	PMOSGR	17582	N17582
3.0L	07-05	Exc Hybrid - w/AT	MT	PMOSGR	17728	N17728
		Exc Hybrid - w/MT	MT	OSGR	17899	
		Hybrid	MI	PMGR	17963	
	04-03	w/AT	MT	PMOSGR	17728	N17728
		w/MT	MT	OSGR	17899	
02-98		MT	PMOSGR	17728	N17728	

# STARTERS / DÉMARREURS / MOTORES DE ARRANQUE

Liter Litre Litro	Year Année Año	Options Options Opciones	Mfg.	Series Série Serie	Reman	New Nouveau Nuevo
<b>HONDA - continued</b>						
<b>ACCORD - continued</b>						
3.5L	12-08	w/AT w/MT	ND MT	PMGR PMOSGR	19014 19016	
<b>ACCORD CROSSTOUR</b>						
3.5L	11-10		ND	PMGR	19014	
<b>CIVIC</b>						
<i>THE MITSUBA AND NIPPONDENSO STARTERS LISTED FOR THE EXACT SAME APPLICATIONS WERE DESIGNED TO BE INTERCHANGEABLE WITH EACH OTHER. IN MOST CASES THEY ARE. HOWEVER, CARE MUST BE TAKEN TO MATCH THE UNITS OEM NUMERS CAREFULLY BEFORE ATTEMPTING THIS.</i>						
<i>THE 16735 AND THE 16911 ARE SIMILAR UNITS, EXCEPT THE 16735 HAS ONE THREADED MOUNTING HOLE AND TWO UNTHREADED, WHILE THE 16911 HAS ALL 3 MOUNTING HOLES UNTHREADED.</i>						
1.2L	79-76	Hitachi Unit NDenso Unit	HI ND	DD OSGR	16589 16251	
	75-73		HI	DD	16589	
1.3L	11-06		MT	PMGR	17959	
	05-03		MT	PMGR	17871	
	87-84	California Federal, Mitsuba Unit Federal, NDenso Unit	HI,ND	DD	16843	
			MT	OSGR	16902	
			ND	OSGR	16913	
	83	California Federal	HI,ND	DD	16735	
			ND	OSGR	16736	
	82	California, Hitachi Unit California, NDenso Unit Federal	HI,ND	DD	16911	
HI,ND			DD	16735		
ND			OSGR	16736		
81	California Federal	HI,ND	DD	16911		
		ND	OSGR	16736		
80		ND	OSGR	16251		
1.5L	95-94	w/AT, Mitsuba Unit, California w/AT, Mitsuba Unit, Federal w/AT, NDenso Unit, Federal w/MT, Mitsuba Unit w/MT, NDenso Unit, Std. 1.0kw w/MT, NDenso Unit, Opt. 1.2kw	MT	OSGR	17491	N17464
			MT	PMOSGR	17474	N17474
			ND	OSGR	17464	N17464
			MT	OSGR	16902	
			ND	OSGR	16913	
			ND	OSGR	17285	N17285
	93-92	w/AT, Mitsuba Unit, California w/AT, Mitsuba Unit, Federal w/AT, NDenso Unit w/MT, Hitachi Unit w/MT, Mitsuba Unit w/MT, NDenso Unit, California w/MT, NDenso Unit, Federal	MT	OSGR	17491	N17464
			MT	PMOSGR	17474	N17474
			ND	OSGR	17464	N17464
			HI	PMDD	17492	
			MT	OSGR	16902	
			ND	OSGR	16913	
	91-88	California Federal, w/AT, Mitsuba Unit Federal, w/AT, NDenso Unit Federal, w/MT, Mitsuba Unit Federal, w/MT, NDenso Unit	HI,ND	DD	16843	
			MT	OSGR	16914	
			ND	OSGR	17285	N17285
			MT	OSGR	16902	
	87-84	California Federal, w/AT, Mitsuba Unit Federal, w/AT, NDenso Unit Federal, w/MT, Mitsuba Unit Federal, w/MT, NDenso Unit	HI,ND	DD	16843	
			MT	OSGR	16914	
			ND	OSGR	16905	
			MT	OSGR	16902	
			ND	OSGR	16913	
	83-82	California Federal	HI,ND	DD	16735	
			ND	OSGR	16736	
	81	California Federal	HI,ND ND	DD OSGR	16911 16736	
	80	California Federal	HI,ND ND	DD OSGR	16911 16251	
	79-75	Hitachi Unit NDenso Unit	HI	DD	16589	
			ND	OSGR	16251	

## STARTERS / DÉMARREURS / MOTORES DE ARRANQUE

Liter Litre Litro	Year Année Año	Options Options Opciones	Mfg.	Series Série Serie	Reman	New Nouveau Nuevo
<b>HONDA - continued</b>						
<b>CIVIC - continued</b>						
1.6L	00-99	Exc HX and SI Models, w/AT	MT	PMOSGR	17741	N17741
		Exc HX and SI Models, w/MT	MT	PMOSGR	17721	N17721
		HX Models, w/AT	MT	PMOSGR	17742	
		HX Models, w/MT	MT	PMOSGR	17721	N17721
		SI Models, w/AT	MT	PMOSGR	17741	N17741
		SI Models, w/MT	MT	PMOSGR	17771	N17771
	98	w/AT, Exc HX Models	MT	PMOSGR	17741	N17741
		w/AT, HX Models	MT	PMOSGR	17742	
		w/MT	MT	PMOSGR	17721	N17721
	97-96	w/AT, Exc HX Models	MT	PMOSGR	17693	N17693
		w/AT, HX Models	MT	PMOSGR	17675	
		w/MT	MT	PMOSGR	17587	N17587
	95-92	w/AT, Mitsuba Unit, California	MT	OSGR	17491	N17464
		w/AT, Mitsuba Unit, Federal	MT	PMOSGR	17474	N17474
		w/AT, NDenso Unit	ND	OSGR	17464	N17464
		w/MT, Mitsuba Unit	MT	OSGR	16902	
		w/MT, NDenso Unit, California	ND	OSGR	16913	
		w/MT, NDenso Unit, Federal	ND	OSGR	17285	N17285
	91-88	California	HI,ND	DD	16843	
		Federal, w/AT, Mitsuba Unit	MT	OSGR	16914	
Federal, w/AT, NDenso Unit		ND	OSGR	17285	N17285	
Federal, w/MT, Mitsuba Unit		MT	OSGR	16902		
Federal, w/MT, NDenso Unit		ND	OSGR	16913		
1.7L	05-01	Exc GX Models, w/AT	MT	PMOSGR	17741	N17741
		Exc GX Models, w/MT	ND	PMGR	17845	N17845
		GX Models	ND	PLGR	17846	
1.8L	11-06	Exc GX Models, w/AT	MT	PMGR	17958	
		Exc GX Models, w/MT	ND	PMGR	17957	
		GX Models	MT	PMGR	17958	
2.0L	11-06		MT	PMGR	17960	N17960
	05-02		ND	PMGR	17962	
<b>CIVIC DEL SOL</b>						
<i>THE MITSUBA AND NIPPONDENSO STARTERS LISTED FOR THE EXACT SAME APPLICATIONS WERE DESIGNED TO BE INTERCHANGEABLE WITH EACH OTHER. IN MOST CASES THEY ARE. HOWEVER, CARE MUST BE TAKEN TO MATCH THE UNITS OEM NUMBERS CAREFULLY BEFORE ATTEMPTING THIS.</i>						
1.5L	95-93	w/AT, Mitsuba Unit	MT	OSGR	17491	N17464
		w/AT, NDenso Unit	ND	OSGR	17464	N17464
		w/MT, California, Hitachi Unit	HI	PMDD	17492	
		w/MT, Federal, Mitsuba Unit	MT	OSGR	16902	
		w/MT, Federal, NDenso Unit	ND	OSGR	16913	
1.6L	97-96	Exc VTEC, w/AT	MT	PMOSGR	17474	N17474
		Exc VTEC, w/MT	MT	PMOSGR	17587	N17587
		VTEC	ND	OSGR	17584	N17584
	95-94	Exc VTEC, w/AT, Mitsuba Unit, California	MT	OSGR	17491	N17464
		Exc VTEC, w/AT, Mitsuba Unit, Federal	MT	PMOSGR	17474	N17474
		Exc VTEC, w/AT, NDenso Unit	ND	OSGR	17464	N17464
		Exc VTEC, w/MT, Mitsuba Unit	MT	OSGR	16902	
		Exc VTEC, w/MT, NDenso Unit, California	ND	OSGR	16913	
		Exc VTEC, w/MT, NDenso Unit, Federal	ND	OSGR	17285	N17285
	93	VTEC	MT	PMOSGR	17527	
		w/AT, Mitsuba Unit, California	MT	OSGR	17491	N17464
		w/AT, Mitsuba Unit, Federal	MT	PMOSGR	17474	N17474
		w/AT, NDenso Unit	ND	OSGR	17464	N17464
	w/MT, Mitsuba Unit	MT	OSGR	16902		
	w/MT, NDenso Unit, California	ND	OSGR	16913		
	w/MT, NDenso Unit, Federal	ND	OSGR	17285	N17285	
<b>CROSSTOUR</b>						
3.5L	12		ND	PMGR	19014	

## STARTERS / DÉMARREURS / MOTORES DE ARRANQUE

Liter Litre Litro	Year Année Año	Options Options Opciones	Mfg.	Series Série Serie	Reman	New Nouveau Nuevo
<b>HONDA - continued</b>						
<b>CR-V</b>						
2.0L	01-98	w/AT w/MT	ND	PLGR	17703	N17703
	97		ND	PLGR	17746	N17746
2.4L	11-10		ND	PLGR	17703	N17703
	09-07		MT	PMGR	19082	N19082
	06-02		MT	PMGR	19009	N19009
			MT	PMGR	17844	N17844
<b>CRX</b>						
<i>THE MITSUBA AND NIPPONDENSO STARTERS LISTED FOR THE EXACT SAME APPLICATIONS WERE DESIGNED TO BE INTERCHANGEABLE WITH EACH OTHER. IN MOST CASES THEY ARE. HOWEVER, CARE MUST BE TAKEN TO MATCH THE UNIT'S OEM NUMBERS CAREFULLY BEFORE ATTEMPTING THIS.</i>						
1.3L	84	California	HI,ND	DD	16843	
		Federal, Mitsuba Unit	MT	OSGR	16902	
		Federal, NDenso Unit	ND	OSGR	16913	
1.5L	91-88	California	HI,ND	DD	16843	N17285
		Federal, w/AT, Mitsuba Unit	MT	OSGR	16914	
		Federal, w/AT, NDenso Unit	ND	OSGR	17285	
		Federal, w/MT, Mitsuba Unit	MT	OSGR	16902	
		Federal, w/MT, NDenso Unit	ND	OSGR	16913	
	87-84	California	HI,ND	DD	16843	
Federal, w/AT, Mitsuba Unit	MT	OSGR	16914			
Federal, w/AT, NDenso Unit	ND	OSGR	16905			
Federal, w/MT, Mitsuba Unit	MT	OSGR	16902			
Federal, w/MT, NDenso Unit	ND	OSGR	16913			
1.6L	91-88	Mitsuba Unit	MT	OSGR	16914	
		NDenso Unit	ND	OSGR	16913	
<b>ELEMENT</b>						
2.4L	11-09		MT	PMGR	19082	N19082
	08-07		MT	PMGR	17960	N17960
	06-03	w/AT w/MT	MT	PMGR	17870	N17870
			MI	PMGR	17869	
<b>FIT</b>						
1.5L	09-07		ND	PLGR	17998	
<b>INSIGHT</b>						
1.0L	06-00		MT	PMGR	17901	
<b>ODYSSEY</b>						
2.2L	97-96		MT	PMOSGR	17591	N17591
	95		MT	PMOSGR	16960	N16890
2.3L	98		MT	PMOSGR	17729	N17729
3.5L	10-08	w/VCM Eng	ND	PMGR	19014	
		wo/VCM Eng	MI	PMGR	19008	
	07		MI	PMGR	19008	
	06-99		MT	PMOSGR	17728	N17728
<b>PASSPORT</b>						
2.6L	97-94		ND	OSGR	17240	
3.2L	02-94		ND	OSGR	17546	N17546
<b>PILOT</b>						
3.5L	12-09		ND	PMOSGR	19084	
	08-06		MI	PMGR	17964	
	05-03		MT	PMOSGR	17728	N17728
<b>PRELUDE</b>						
<i>THE MITSUBA AND NIPPONDENSO STARTERS LISTED FOR THE EXACT SAME APPLICATIONS WERE DESIGNED TO BE INTERCHANGEABLE WITH EACH OTHER. IN MOST CASES THEY ARE. HOWEVER, CARE MUST BE TAKEN TO MATCH THE UNITS OEM NUMBERS CAREFULLY BEFORE ATTEMPTING THIS.</i>						
1.8L	87-83	Mitsuba Unit NDenso Unit	MT	OSGR	16901	
	82-79		ND	OSGR	16906	
			ND	OSGR	16600	

## STARTERS / DÉMARREURS / MOTORES DE ARRANQUE

Liter Litre Litro	Year Année Año	Options Options Opciones	Mfg.	Series Série Serie	Reman	New Nouveau Nuevo	
<b>HONDA - continued</b>							
<b>PRELUDE - continued</b>							
2.0L	91-90	w/AT	MT	PMOSGR	17201		
		w/MT	MT	PMOSGR	17205		
	89-88	w/AT	MT	OSGR	16845		
		w/MT	MT	OSGR	17160		
	87-85	w/AT	MT	OSGR	16845		
		w/MT, Mitsuba Unit	MT	OSGR	16901		
w/MT, NDenso Unit		ND	OSGR	16906			
2.1L	91-90	w/AT	MT	PMOSGR	17201		
		w/MT	MT	PMOSGR	17205		
2.2L	01-99	w/AT	MT	PMOSGR	17744	N17744	
		w/MT	MT	PMOSGR	17743		
	98-97	w/AT	MT	PMOSGR	17712	N17712	
		w/MT	MT	PMOSGR	16975	N16975	
	96-92	w/AT	MT	PMOSGR	16960	N16890	
		w/MT	MT	PMOSGR	16975	N16975	
2.3L	96-92	w/AT	MT	PMOSGR	16960	N16890	
		w/MT	MT	PMOSGR	16975	N16975	
<b>RIDGELINE</b>							
3.5L	11-09		ND	PMGR	19014		
	08-06		MI	PMGR	17964		
<b>S2000</b>							
2.0L	03-00		ND	PLGR	17803		
2.2L	09-04		ND	PLGR	17803		
<b>WAGOVAN</b>							
1.5L	87-86	California, Exc SI Models	HI,ND	DD	16843		
		California, SI Models, Mitsuba Unit	MT	OSGR	16902		
		California, SI Models, NDenso Unit	ND	OSGR	16913		
		Federal, w/AT, Mitsuba Unit	MT	OSGR	16914		
		Federal, w/AT, NDenso Unit	ND	OSGR	16905		
		Federal, w/MT, Mitsuba Unit	MT	OSGR	16902		
		Federal, w/MT, NDenso Unit	ND	OSGR	16913		
	85-84	California	HI,ND	DD	16843		
		Federal, w/AT, Mitsuba Unit	MT	OSGR	16914		
		Federal, w/AT, NDenso Unit	ND	OSGR	16905		
		Federal, w/MT, Mitsuba Unit	MT	OSGR	16902		
		Federal, w/MT, NDenso Unit	ND	OSGR	16913		
	83-82	California	HI,ND	DD	16735		
		Federal	ND	OSGR	16736		
	<b>HUMMER</b>						
	<b>H1</b>						
	6.2L (379) V8 (Diesel)	94-92		PS	DD	6608	
	6.5L (395) V8 (Diesel)	04-94		PS	DD	6608	
6.6L (400) V8 (Diesel)	06		HI	OSGR	17801	N17801	
<b>H2</b>							
6.0L (364) V8	07-06		DR	PMGR	6757	N6757	
	05-03		DR	PMGR	6492	N6492	
6.2L (376) V8	09		DR	PMGR	6942		
	08		DR	PMGR	6757	N6757	
<b>H3</b>							
3.5L (211) L5	06		DR	PMGR	6499	N6499	
3.7L (223) L5	10-08		DR	PMGR	6934		
	07		DR	PMGR	6782	N6782	
5.3L (325) V8	10-08		DR	PMGR	6970		

# STARTERS / DÉMARREURS / MOTORES DE ARRANQUE

Liter Litre Litro	Year Année Año	Options Options Opciones	Mfg.	Series Série Serie	Reman	New Nouveau Nuevo
<b>HYUNDAI</b>						
<b>ACCENT</b>						
<i>BEGINNING IN 2001 OR SO, MANDO UNITS BEGAN TAKING ON THE VALEO NAME PLATE, ALTHOUGH THE APPEARANCE OF THE UNITS REMAINED MOSTLY UNCHANGED. THE 17826 AND 17827 ARE A PMDD VERSIONS OF THE 17288 AND 16940 (DIRECT DRIVE) RESPECTIVELY.</i>						
1.5L	03-02	w/AT	VA	PMDD	17826	N17826
		w/MT	VA	PMDD	17827	N17827
	01	w/AT, DD Starter	MD,MI	DD	17288	N17288
		w/AT, PMDD Starter	VA	PMDD	17826	N17826
		w/MT, DD Starter	MD,MI	PMDD	16940	N16940
	00-95	w/AT	VA	PMDD	17827	N17827
w/MT		MD,MI	DD	17288	N17288	
1.6L	10	w/AT	MD,MI	PMDD	16940	N16940
	09-02	w/AT	DR	PMGR	6945	
		w/MT	VA	PMDD	17826	N17826
	01	w/AT, DD Starter	VA	PMDD	17827	N17827
		w/AT, PMDD Starter	MD,MI	DD	17288	N17288
		w/MT, DD Starter	VA	PMDD	17826	N17826
01	w/MT, PMDD Starter	MD,MI	PMDD	16940	N16940	
	w/MT, PMDD Starter	VA	PMDD	17827	N17827	
<b>AZERA</b>						
3.3L	11-09		DR	PMGR	6976	
	08-07		DR	PMGR	6949	
3.8L	11-10		DR	PMGR	6976	
	09-06		DR	PMGR	6949	
<b>ELANTRA</b>						
1.6L	95-92	w/AT	MD,MI	PMGR	17217	N17217
		w/MT	MD,MI	PMGR	16939	N16939
1.8L	98-96	w/AT	MD,VA	PMGR	17708	N17708
		w/MT	MD,VA	PMGR	17709	N17709
	95-93	w/AT	MD,MI	PMGR	17217	N17217
		w/MT	MD,MI	PMGR	16939	N16939
2.0L	12-07	w/AT	VA	PMGR	17987	
		w/MT	VA	PMGR	17988	
	06-99	w/AT	MD,VA	PMGR	17708	N17708
		w/MT	MD,VA	PMGR	17709	N17709
<b>ENTOURAGE</b>						
3.8L	09-08		DR	PMGR	6976	
	07		DR	PMGR	6949	
<b>EXCEL</b>						
<i>1986-1991 EXCEL'S MAY HAVE AN OCCASIONAL "NO START" SITUATION. THE SYMPTOMS MAY GO AWAY AFTER LETTING THE CAR REST FOR A TIME. HYUNDAI HAS COME OUT WITH A STARTER RELAY KIT (PART # 91401-24Q00) TO SOLVE THIS PROBLEM. THIS IS NOT A STARTER PROBLEM. FOR MORE INFORMATION, ASK TO SEE HYUNDAI TECH SERVICE BULLETIN # 92-36-001.</i>						
1.5L	94-92	w/AT	MD,MI	DD	17288	N17288
		w/MT	MD,MI	PMDD	16940	N16940
	91-86		MD,MI	PMDD	16940	N16940
<b>GENESIS</b>						
2.0L	12-10		DR	PMGR	17989	
3.8L	09		DR	PMGR	6950	
<b>PONY</b>						
1.4L	89-83	8-Tooth Drive	MD,MI	PMDD	16940	N16940
		9-Tooth Drive	MI	DD	16522	
1.5L	86	8-Tooth Drive	MD,MI	PMDD	16940	N16940
		9-Tooth Drive	MI	DD	16522	
1.6L	89-84	8-Tooth Drive	MD,MI	PMDD	16940	N16940
		9-Tooth Drive	MI	DD	16522	

## STARTERS / DÉMARREURS / MOTORES DE ARRANQUE

Liter Litre Litro	Year Année Año	Options Options Opciones	Mfg.	Series Série Serie	Reman	New Nouveau Nuevo
<b>HYUNDAI - continued</b>						
<b>SANTA FE</b>						
2.4L	12-10		VA	PMGR	19090	
	06-01	w/AT	MD	PMGR	17761	N17761
		w/MT	MD	PMGR	17762	N17762
2.7L	09-07		VA	PMGR	19023	
	06-01		MD	PMGR	17764	N17764
3.3L	09-07		DR	PMGR	6949	
3.5L	06-03		MD	PMGR	17764	N17764
<b>SCOUPE</b>						
<i>1991 SCOUPE'S AND MAY HAVE AN OCCASIONAL "NO START" SITUATION. THE SYMPTOMS MAY GO AWAY AFTER LETTING THE CAR REST FOR A TIME. HYUNDAI HAS COME OUT WITH A STARTER RELAY KIT (PART # 91401-24Q00) TO SOLVE THIS PROBLEM. THIS IS NOT A STARTER PROBLEM. FOR MORE INFORMATION, ASK TO SEE HYUNDAI TECH SERVICE BULLETIN # 92-36-001.</i>						
1.5L	95-93		MD,MI	PMDD	16940	N16940
	92	w/AT	MD,MI	DD	17288	N17288
		w/MT	MD,MI	PMDD	16940	N16940
	91		MD,MI	PMDD	16940	N16940
<b>SONATA</b>						
2.0L	12	Delco Unit	DR	PMGR	6975	
	11	Delco Unit	DR	PMGR	6975	
		Valeo Unit	VA	PMGR	19090	
	98-92	w/AT	MD,MI	PMGR	17217	N17217
w/MT		MD,MI	PMGR	16939	N16939	
<i>APPLICATIONS FOR THE 1998-2002 SONATA WITH THE 2.4L ENGINES AND MANUAL TRANSMISSION BETWEEN 9/14/98 AND 5/24/2000 MUST BE VERIFIED CLOSELY BECAUSE THE LENGTH OF THE NOSE CONE (AND STARTER DRIVE TRAVEL) VARIES BETWEEN THE 17761 AND 17762. INSTALLATION OF THE WRONG STARTER CAN CAUSE DAMAGE TO THE STARTER, AND POSSIBLY THE RING GEAR.</i>						
2.4L	12-10		VA	PMGR	19090	
	09	Delco Unit	DR	PMGR	17989	
		Valeo Unit	VA	PMGR	19090	
	08-06		DR	PMGR	17989	
	05-01	w/AT	MD	PMGR	17761	N17761
		w/MT	MD	PMGR	17762	N17762
	00	w/AT	MD	PMGR	17761	N17761
		w/MT, From 5/24/00	MD	PMGR	17762	N17762
		w/MT, To 5/24/00	MD	PMGR	17761	N17761
	99	w/AT	MD	PMGR	17761	N17761
w/MT, From 11/26/98		MD	PMGR	17761	N17761	
w/MT, To 11/26/98		MD	PMGR	17762	N17762	
91-89		MD,MI	PMGR	16939	N16939	
2.5L	01-99	w/AT	MD	PMGR	17764	N17764
		w/MT	MD	PMGR	17763	N17763
2.7L	05-02	w/AT	MD	PMGR	17764	N17764
		w/MT	MD	PMGR	17763	N17763
3.0L	98-95		MD,MI	PMGR	17221	N17221
	94-90		MD,MI	PMGR	17131	N17131
3.3L	09-06		DR	PMGR	6949	
<b>STELLAR</b>						
1.4L	89-85	8-Tooth Drive	MD,MI	PMDD	16940	N16940
		9-Tooth Drive	MI	DD	16522	
1.5L	86	8-Tooth Drive	MD,MI	PMDD	16940	N16940
		9-Tooth Drive	MI	DD	16522	
1.6L	86-85	8-Tooth Drive	MD,MI	PMDD	16940	N16940
		9-Tooth Drive	MI	DD	16522	
2.0L	89-87		MI	OSGR	16720	
<b>TIBURON</b>						
1.8L	98-97	w/AT	MD,VA	PMGR	17708	N17708
		w/MT	MD,VA	PMGR	17709	N17709
2.0L	08-07	w/AT	VA	PMGR	17987	
		w/MT	VA	PMGR	17988	



## STARTERS / DÉMARREURS / MOTORES DE ARRANQUE

Liter Litre Litro	Year Année Año	Options Options Opciones	Mfg.	Series Série Serie	Reman	New Nouveau Nuevo
<b>HYUNDAI - continued</b>						
<b>TIBURON - continued</b>						
2.0L	06-03	w/AT	MD,VA	PMGR	17708	N17708
		w/MT	MD,VA	PMGR	17709	N17709
	01-97	w/AT	MD,VA	PMGR	17708	N17708
		w/MT	MD,VA	PMGR	17709	N17709
2.7L	08-03		MD	PMGR	17764	N17764
<b>TUCSON</b>						
2.0L	12-11		DR	PMGR	6975	
	09-05	w/AT	MD,VA	PMGR	17708	N17708
		w/MT	MD,VA	PMGR	17709	N17709
2.4L	12-10		DR	PMGR	6975	
2.7L	09-05		MD	PMGR	17764	N17764
<b>VERACRUZ</b>						
3.8L	12	To 10/17/2011	DR	PMGR	6976	
	11-10		DR	PMGR	6976	
	09-07		DR	PMGR	6949	
<b>XG300</b>						
3.0L	01		MD	PMGR	17764	N17764
<b>XG350</b>						
3.5L	05-02		MD	PMGR	17764	N17764
<b>INFINITI</b>						
<b>EX35</b>						
3.5L	10-08		HI	PMGR	19067	
<b>FX35</b>						
3.5L	10-09		HI	PMGR	19067	
	08-03	AWD	HI	PMGR	17927	
		RWD	HI	PMGR	17904	
<b>FX45</b>						
4.5L	08-03		MI		17903	
<b>FX50</b>						
5.0L	11-09		MI		19068	
<b>G20</b>						
2.0L	02-00		HI	PMGR	17745	N17745
	99	1st Prod	HI,MI	PMGR	17246	N17246
		2nd Prod	HI	PMGR	17745	N17745
	96-91		HI,MI	PMGR	17246	N17246
<b>G25</b>						
2.5L	11		HI	PMGR	17934	
<b>G35</b>						
3.5L	08		HI	PMGR	19067	
	07	Coupe	HI	PMGR	17904	
		Sedan	HI	PMGR	19067	
	06-04	AWD	HI	PMGR	17927	
		RWD	HI	PMGR	17904	
03		HI	PMGR	17904		
<b>G37</b>						
3.7L	11-08		HI	PMGR	17934	
<b>I30</b>						
<i>THE 17695 AND 17713 ARE IDENTICAL IN APPEARANCE, EXCEPT THE 17713 USES AN IMPROVED 10-TOOTH, RATHER THAN AN 8-TOOTH DRIVE. THE 17713 CAN REPLACE THE 17695, BUT THE 17695 SHOULD NOT BE USED TO REPLACE THE IMPROVED 17713.</i>						
3.0L	01-00		HI,MI	PMGR	17779	N17779
	99-97		HI	PMGR	17713	N17713
	96	8-Tooth Drive	HI	PMGR	17695	N17713
10-Tooth Drive		HI	PMGR	17713	N17713	

## STARTERS / DÉMARREURS / MOTORES DE ARRANQUE

Liter Litre Litro	Year Année Año	Options Options Opciones	Mfg.	Series Série Serie	Reman	New Nouveau Nuevo
<b>INFINITI - continued</b>						
<b>I35</b>						
<i>THE 17779 CAN BE EITHER HITACHI (#S114-801D) OR MITSUBISHI (#MOT87181). THEY INTERCHANGE.</i>						
3.5L	04-02		HI,MI	PMGR	17779	N17779
<b>J30</b>						
3.0L	97-93		MI	OSGR	17179	
<b>M30</b>						
<i>DESPITE AN APPEARANCE DIFFERENCE, THE HITACHI AND MITSUBISHI UNITS LISTED BELOW WILL INTERCHANGE.</i>						
3.0L	92-90		HI,MI	OSGR	17069	
<b>M35</b>						
3.5L	10-09		HI	PMGR	19067	
	08-06	AWD	HI	PMGR	17927	
		RWD	HI	PMGR	17904	
<b>M37</b>						
3.7L	11		HI	PMGR	17934	
<b>M45</b>						
4.5L	10	AWD	MI	PLGR	19055	
	09-08	AWD	MI	PLGR	19055	
		RWD	MI	PLGR	19040	
	07-06		MI	PLGR	19040	
04-03		MI	PMGR	17864		
<b>M56</b>						
5.6L	12-11		MI		19068	
<b>Q45</b>						
4.1L	01-97		MI	PLGR	17739	
4.5L	06-02		MI	PMGR	17864	
	96-95	Original Unit, 8-Tooth Drive	MI	PMGR	17180	N17180
		Replacement Unit, 10-Tooth Drive	MI	PMGR	17696	
94-90		MI	PMGR	17180	N17180	
<b>QX4</b>						
3.3L	00-97		MI	PMGR	17683	N17683
3.5L	03-01		MI	PMOSGR	17834	N17834
<b>QX56</b>						
5.6L	11		MI		19068	
	10-04		MI	PLGR	17867	
<b>INTERNATIONAL</b>						
<b>LIGHT TRUCKS (EXC SCOUT)</b>						
2.5L (152) L4	72-71		DR	DD	4162	
	68-61		DR	DD	4162	
2.5L (152) V8	64-61		DR	DD	4162	
3.2L (196) L4	71-61		DR	DD	4162	
3.6L (220) L6	72-66		DR	DD	4149	
3.7L (226)	77-61		DR	DD	4162	
3.8L (232) L6	79-69		DR	DD	3546	
3.9L (241) L6	72-66		DR	DD	4149	
4.3L (265) L6	72-71		DR	DD	4149	
	68-66		DR	DD	4149	
4.4L (266) V8	77-60		DR	DD	4162	
5.0L (304) V8	75-60		DR	DD	4162	
5.7L (345) V8	75-61		DR	DD	4162	
6.4L (391) V8	77-61		DR	DD	4162	
6.4L (392) V8	77-61		DR	DD	4162	

## STARTERS / DÉMARREURS / MOTORES DE ARRANQUE

Liter Litre Litro	Year Année Año	Options Options Opciones	Mfg.	Series Série Serie	Reman	New Nouveau Nuevo
<b>INTERNATIONAL - continued</b>						
<b>SCOUT</b>						
2.5L (152) L4	71-61		DR	DD	4162	
3.2L (196) L4	80-67		DR	DD	4162	
3.8L (232) L6	74-69		DR	DD	3546	
4.2L (258) L6	74-72		DR	DD	4162	
4.3L (265) L6	70-69		DR	DD	4149	
4.4L (266) V8	68		DR	DD	4162	
5.0L (304) V8	80-69		DR	DD	4162	
5.7L (345) V8	80-71		DR	DD	4162	
6.4L (392) V8	76-75		DR	DD	4162	
<b>ISUZU</b>						
<b>AMIGO</b>						
2.2L	00-98		BO	PLGR	17770	
2.3L	93-91	Exc Cold Weather	ND	OSGR	16878	
		Cold Weather	ND	OSGR	17240	
	90-89		ND	OSGR	16878	
2.6L	94-90		ND	OSGR	17240	
	89		ND	OSGR	16878	
3.2L	00-98		ND	OSGR	17546	N17546
<b>ASCENDER</b>						
4.2L (256) L6	08		DR	PMGR	6934	
	07-06		DR	PMGR	6782	N6782
	05-04		DR	PMGR	6499	N6499
	03		DR	PMGR	6490	N6490
5.3L (323) V8	06-04		DR	PMGR	6494	N6494
	03		DR	PMGR	6489	N6489
<b>AXIOM</b>						
3.5L	04-02		ND	OSGR	17546	N17546
<b>HOMBRE</b>						
2.2L (134) L4	00-99		DR	PMGR	6481	N6481
	98-97		DR	DD	6473	N6473
	96		DR	DD	6415	N6415
4.3L (262) V6	00-99		DR	PMGR	6485	N6485
	98-97		DR	PMGR	6449	N6449
<b>I-280</b>						
2.8L (169) L4	06		DR	PMGR	6499	N6499
<b>I-290</b>						
2.9L (178) L4	08		DR	PMGR	6934	
	07		DR	PMGR	6782	N6782
<b>I-350</b>						
3.5L (211) L5	06		DR	PMGR	6499	N6499
<b>I-370</b>						
3.7L (223) L5	08		DR	PMGR	6934	
	07		DR	PMGR	6782	N6782
<b>I-MARK</b>						
1.5L	89-87	w/Turbo	ND	DD	16883	
		wo/Turbo, w/AT	ND	DD	16880	
		wo/Turbo, w/MT	ND	DD	16879	
	86-85	w/AT	ND	DD	16880	
		w/MT	ND	DD	16879	
1.6L	89		ND	OSGR	17202	
1.8L	85-81		HI	DD	16270	
1.8L (Diesel)	85-81		HI	OSGR	16740	

## STARTERS / DÉMARREURS / MOTORES DE ARRANQUE

Liter Litre Litro	Year Année Año	Options Options Opciones	Mfg.	Series Série Serie	Reman	New Nouveau Nuevo
<b>ISUZU - continued</b>						
<b>IMPULSE</b>						
<i>ISUZU IMPULSE STARTERS VARY – SOME ARE PLGR (PLANETARY GEAR REDUCTION) AND SOME ARE OSGR (OFFSET GEAR REDUCTION). THE OSGR STARTERS HAVE DIFFERENT APPEARANCES, AND DIFFERENT HARNESS BRACKETS, DEPENDING ON THE APPLICATION. THESE BRACKETS SHOULD TRANSFER, IF NEEDED.</i>						
1.6L	92	w/Turbo	ND	OSGR	17204	
		wo/Turbo, w/AT	ND	OSGR	17202	
		wo/Turbo, w/MT	ND	OSGR	17204	
	91-90	w/Turbo	ND	OSGR	17204	
		wo/Turbo, w/AT	ND	OSGR	17202	
		wo/Turbo, w/MT	ND	PLGR	17203	
1.8L	92	w/AT	ND	OSGR	17202	
		w/MT	ND	OSGR	17204	
1.9L	87-83		HI	DD	16877	
2.0L	89-85		ND	OSGR	16878	
2.3L	89-88		ND	OSGR	16878	
<b>OASIS</b>						
2.2L	97-96		MT	PMOSGR	17591	N17591
2.3L	99-98		MT	PMOSGR	17729	N17729
<b>PICKUP</b>						
1.8L	82-81		HI	DD	16270	
1.9L	87-83		HI	DD	16877	
2.2L (Diesel)	87-81		ND	OSGR	16739	
2.3L	95-90	Exc Cold Weather	ND	OSGR	16878	
		Cold Weather	ND	OSGR	17240	
	89-86		ND	OSGR	16878	
2.6L	95-90		ND	OSGR	17240	
	89-88		ND	OSGR	16878	
3.1L	94-91		DR	DD	6415	N6415
<b>RODEO</b>						
2.2L	03-98		BO	PLGR	17770	
2.6L	97-91		ND	OSGR	17240	
3.1L	92-91	w/AT	DR	DD	6415	N6415
		w/MT, Borg Warner Trans	DR	DD	6313	N6313
		w/MT, MUA Trans	DR	DD	6415	N6415
3.2L	04-93		ND	OSGR	17546	N17546
3.5L	04		ND	OSGR	17546	N17546
<b>RODEO SPORT - SEE RODEO</b>						
<b>STYLUS</b>						
1.6L	93-92	w/AT	ND	OSGR	17202	
		w/MT	ND	PLGR	17203	
	91	w/AT	ND	OSGR	17204	
		w/MT	ND	PLGR	17203	
1.8L	93-92		ND	OSGR	17202	
<b>TROOPER</b>						
1.9L	85-84		HI	DD	16877	
2.2L (Diesel)	87-86		ND	OSGR	16739	
	84		ND	OSGR	16739	
2.3L	87-86		ND	OSGR	16878	
2.6L	91		ND	OSGR	17240	
	90	From Mid 1990	ND	OSGR	17240	
		To Mid 1990	ND	OSGR	16878	
	89-88		ND	OSGR	16878	
2.8L	91-89		DR	DD	6312	N6312
3.1L	91		DR	DD	6415	N6415
3.2L	97-92		HI	PMGR	17509	N17509
3.5L	02-98		HI	PMGR	17509	N17509

## STARTERS / DÉMARREURS / MOTORES DE ARRANQUE

Liter Litre Litro	Year Année Año	Options Options Opciones	Mfg.	Series Série Serie	Reman	New Nouveau Nuevo
<b>ISUZU - continued</b>						
<b>VEHICROSS</b>						
3.5L	01-99		HI	PMGR	17509	N17509
<b>JAGUAR</b>						
<b>MARK SERIES</b>						
2.5L	62-56		LU	DD	16106	
<b>SOVEREIGN - SEE XJ6</b>						
<b>S-TYPE</b>						
3.0L	08-00		FD	PMGR	6651	N6651
4.0L	02-01		ND		17807	
	00		ND	OSGR	17714	
4.2L	08-03		ND		17807	
<b>SUPER V8</b>						
4.2L	09-05		ND		17807	
<b>VANDEN PLAS</b>						
3.6L	89-88	Bosch Unit	BO	PMGR	17149	
		Lucas Unit	LU	DD	17021	
4.0L	03-01		ND		17807	
	00-98		ND	OSGR	17714	
	97-90		BO	PMGR	17149	
4.2L	09-04		ND		17807	
	87-82	DD Starter	LU	DD	16178	
<b>VANDEN PLAS (XJ6) - SEE XJ6</b>						
<b>VANDEN PLAS (XJ12) - SEE XJ12</b>						
<b>XF</b>						
4.2L	10-09		ND		17807	
<b>XJ6</b>						
3.6L	89-88	Bosch Unit	BO	PMGR	17149	
		Lucas Unit	LU	DD	17021	
4.0L	97-90		BO	PMGR	17149	
4.2L	87-73	DD Starter	LU	DD	16178	
	72-69	w/AT	LU	DD	16180	
<b>XJ8</b>						
4.0L	03-01		ND		17807	
	00-98		ND	OSGR	17714	
4.2L	09-04		ND		17807	
<b>XJ12</b>						
5.3L	92-87	DD Starter	LU	DD	16175	
		PMGR Starter	LU	PMGR	17249	
	86-81		LU	DD	16175	
		79-73		LU	DD	16175
6.0L	96-93		LU	PMGR	17249	
<b>XJR</b>						
4.0L	03-01		ND		17807	
	00-98		ND	OSGR	17714	
	97-95		BO	PMGR	17690	
4.2L	09-04		ND		17807	
<b>XJRS</b>						
6.0L	93		LU	PMGR	17249	

## STARTERS / DÉMARREURS / MOTORES DE ARRANQUE

Liter Litre Litro	Year Année Año	Options Options Opciones	Mfg.	Series Série Serie	Reman	New Nouveau Nuevo
<b>JAGUAR - continued</b>						
<b>XJS</b>						
4.0L	96-93		BO	PMGR	17149	
5.3L	92-87	DD Starter	LU	DD	16175	
		PMGR Starter	LU	PMGR	17249	
	86-75		LU	DD	16175	
6.0L	96-94		LU	PMGR	17249	
<b>XJ-SUPER V8</b>						
4.0L	03-02		ND		17807	
4.2L	06-05		ND		17807	
<b>XK</b>						
4.2L	09-07		ND		17807	
<b>XK8</b>						
4.0L	02-01		ND		17807	
	00-97		ND	OSGR	17714	
4.2L	06-03		ND		17807	
<b>XKE</b>						
5.3L	75-71		LU	DD	16175	
<b>XKR</b>						
4.0L	02-01		ND		17807	
	00		ND	OSGR	17714	
4.2L	09-03		ND		17807	
<b>X-TYPE</b>						
2.5L	05-02		FD,MI	PMGR	6656	N6656
3.0L	08-02		FD,MI	PMGR	6656	N6656
<b>JEEP</b>						
<p><i>THE 3133 AND THE 16980 ARE BOTH USED ON JEEPS FROM THE MID 1980's TO THE EARLY 1990's. THE EASIEST WAY TO TELL WHICH STARTER IS ON THE VEHICLE IS TO LOCATE THE STARTER SOLENOID. THE 3133, BEING A STANDARD STYLE FORD "MOD" STARTER, WILL USE A SOLENOID SWITCH MOUNTED ON THE INNER FENDER, AS MOST FORD'S HAD. THE 16980 USES A SOLENOID MOUNTED ON THE STARTER ITSELF. THESE TWO UNITS ARE NOT INTERCHANGEABLE.</i></p> <p><i>THE 16980 COMES WITH TWO DIFFERENT "S" STYLE SOLENOID CONNECTIONS - ONE STYLE HAS A ¼" SPADE TERMINAL, WHILE THE OTHER HAS A THREADED 5mm STUD. THE STARTERS ARE IDENTICAL IN EVERY WAY OTHERWISE. SIMPLY CHANGE THE HARNESS CONNECTOR TO MATCH THE STYLE OF SOLENOID.</i></p>						
<b>CHEROKEE</b>						
<p><i>IN 1994 JEEP BEGAN USING A MITSUBISHI STARTER (17564) INSTEAD OF THE BOSCH (16980). IN DOING SO, THEY CHANGED THE SHIMMING REQUIREMENTS. IF THE MITSUBISHI UNIT IS REPLACING THE BOSCH (WHICH IT CAN ON EARLIER MODELS - BEFORE 5/94), THE .045 SHIM MUST NOT BE RE-USED. IF IT IS A .015 SHIM, IT MUST BE RE-USED</i></p>						
2.1L (126) L4 (Diesel)	87-85	DD Starter	PR	DD	17005	
		Gear Reduction Starter	VA	OSGR	17085	
2.5L (150) L4	00-99		MI	PMGR	17786	N17786
	98-95		MI	PMGR	17564	N17564
	94	Bosch Unit	BO	PMGR	16980	N16980
			MI	PMGR	17564	N17564
	93-88	Mitsubishi Unit	BO	PMGR	16980	N16980
	87-86	w/Carb w/FI	FD	DD	3133	
BO			PMGR	16980	N16980	
	85-84		FD	DD	3133	
2.8L (173) V6	86-84		DR	DD	6313	N6313
4.0L (242) L6	01-99		MI	PMGR	17749	N17749
	98-87		MI	PMGR	17006	N17006
4.2L (258) L6	83-77		FD	DD	3209	
	76-74		FD	DD	3207	
5.0L (304) V8	75-74		FD	DD	3207	
5.9L (360) V8	83-77		FD	DD	3209	
	76-74		FD	DD	3207	
6.6L (401) V8	78-77		FD	DD	3209	
	76-74		FD	DD	3207	

## STARTERS / DÉMARREURS / MOTORES DE ARRANQUE

Liter Litre Litro	Year Année Año	Options Options Opciones	Mfg.	Series Série Serie	Reman	New Nouveau Nuevo
<b>JEEP - continued</b>						
<b>CJ SERIES</b>						
2.5L (150) L4	86-84	AMC Eng	FD	DD	3133	
	83	VIN U, 1-bbl Carb	FD	DD	3133	
2.5L (151) L4	83	VIN B, 2-bbl Carb	DR	DD	6316	N6316
	82	GM Eng	DR	DD	6316	N6316
	81-80	GM Eng	DR	DD	3502	
3.7L (225) L6	65		DR	DD	3664	N3631
3.7L (225) V6	71		DR	DD	3664	N3631
	70-66	Delco Unit	DR	DD	3664	N3631
3.8L (232) L6	78-77		FD	DD	3209	
	76-72		FD	DD	3207	
4.2L (258) L6	86-77		FD	DD	3209	
	76-72		FD	DD	3207	
5.0L (304) V8	81-77		FD	DD	3209	
	76-72		FD	DD	3207	
<b>COMANCHE PICKUP</b>						
2.1L (126) L4 (Diesel)	87-86	DD Starter	PR	DD	17005	
		Gear Reduction Starter	VA	OSGR	17085	
2.5L (150) L4	92-88		BO	PMGR	16980	N16980
	87-86	w/Carb w/FI	FD BO	DD PMGR	3133 16980	 N16980
2.8L (173) V6	86		DR	DD	6313	N6313
4.0L (242) L6	92-87		MI	PMGR	17006	N17006
<b>COMMANDER</b>						
3.7L (226) V6	10-06		MI	PMGR	17939	N17939
4.7L (285) V8	09		MI	PMGR	19027	
	08-06		MI	PMGR	17937	N17937
5.7L (345) V8	10-09		MI	PMGR	17948	
	08-06		MI	PMGR	17938	N17938
<b>COMMANDO</b>						
3.7L (225) V6	67	Delco Unit	DR	DD	3664	N3631
3.8L (232) L6	73		FD	DD	3207	
4.2L (258) L6	73		FD	DD	3207	
5.0L (304) V8	73		FD	DD	3207	
<b>COMPASS</b>						
2.0L (122) L4	11-07		MI	PMGR	17994	N17994
2.4L (144) L4	11-07		MI	PMGR	17994	N17994
<b>DJ SERIES</b>						
3.7L (225) V6	71		DR	DD	3664	N3631
	69-68	Delco Unit	DR	DD	3664	N3631
3.8L (232) L6	74-72		FD	DD	3207	
4.2L (258) L6	74-72		FD	DD	3207	
<b>GLADIATOR</b>						
5.4L (327) V8	67-65	Delco Unit	DR	DD	3631	N3631
<b>GRAND CHEROKEE</b>						
3.0L (182) V6 (Diesel)	09-07		BO	PMGR	19034	
3.7L (226) V6	10-05		MI	PMGR	17939	N17939
4.0L (242) L6	04-03		MI	PMGR	17879	N17879
	02-99		MI	PMGR	17749	N17749
	98-93		MI	PMGR	17006	N17006
4.7L (285) V8	09		MI	PMGR	19027	
	08-05		MI	PMGR	17937	N17937
	04-03		MI	PMGR	17866	N17866
	02-99		MI	PMGR	17754	N17754
5.2L (318) V8	98-93		MI	PMGR	17467	N17467
5.7L (345) V8	12-09		MI	PMGR	17948	
	08-05		MI	PMGR	17938	N17938

## STARTERS / DÉMARREURS / MOTORES DE ARRANQUE

Liter Litre Litro	Year Année Año	Options Options Opciones	Mfg.	Series Série Serie	Reman	New Nouveau Nuevo
<b>JEEP - continued</b>						
<b>GRAND CHEROKEE - continued</b>						
5.9L (360) V8	98		MI	PMGR	17467	N17467
6.1L (370) V8	10-06		MI	PMGR	17941	
<b>GRAND WAGONEER</b>						
4.2L (258) L6	86-84		FD	DD	3209	
5.2L (318) V8	93		MI	PMGR	17467	N17467
5.9L (360) V8	91-88		MI	PMGR	17006	N17006
	87-84		FD	DD	3209	
<b>J SERIES PICKUPS</b>						
3.8L (232) L6	72-71		FD	DD	3207	
	70-68	Willys J Series	FD	DD	3207	
4.2L (258) L6	87-77		FD	DD	3209	
	76-71		FD	DD	3207	
5.0L (304) V8	75-71		FD	DD	3207	
5.4L (327) V8	68-65	Delco Unit	DR	DD	3631	N3631
5.7L (350) V8	71-69		DR	DD	3631	N3631
5.9L (360) V8	88		MI	PMGR	17006	N17006
	87-77		FD	DD	3209	
	76-71		FD	DD	3207	
6.6L (401) V8	78-77		FD	DD	3209	
	76-74		FD	DD	3207	
<b>JEEPSTER</b>						
3.7L (225) V6	71		DR	DD	3664	N3631
	70-66	Delco Unit	DR	DD	3664	N3631
	65		DR	DD	3664	N3631
3.8L (232) L6	73-72		FD	DD	3207	
4.2L (258) L6	73-72		FD	DD	3207	
5.0L (304) V8	73-72		FD	DD	3207	
<b>LIBERTY</b>						
2.4L (148) L4	05-04		MI	PMGR	17897	
	03		MI	PMGR	17839	
	02		MI	PMGR	17843	
2.8L (171) L4 (Diesel)	06-05		MI	PLGR	17940	
3.7L (226) V6	09-08		DR	PMGR	6761	
	07		MI	PMGR	17937	N17937
	06-03		MI	PMGR	17882	N17882
	02		MI	PMGR	17877	
<b>PATRIOT</b>						
2.0L (122) L4	11-07		MI	PMGR	17994	N17994
2.4L (144) L4	11-07		MI	PMGR	17994	N17994
<b>SCRAMBLER</b>						
2.5L (150) L4	85-84	AMC Eng	FD	DD	3133	
	83	VIN U, 1-bbl Carb	FD	DD	3133	
2.5L (151) L4	83	VIN B, 2-bbl Carb	DR	DD	6316	N6316
	82	GM Eng	DR	DD	6316	N6316
	81	GM Eng	DR	DD	3502	
4.2L (258) L6	85-81		FD	DD	3209	
<b>TJ SERIES</b>						
2.4L (148) L4	06-05		MI	PMGR	17897	
	03		MI	PMGR	17839	
2.5L (150) L4	02		MI	PMGR	19122	
	01	From 10/2/2000	MI	PMGR	19122	
		To 10/2/2000, w/AT	MI	PMGR	17786	N17786
		To 10/2/2000, w/MT	MI	PMGR	17799	N17799
	00-99		MI	PMGR	17786	N17786
98-97		MI	PMGR	17564	N17564	



## STARTERS / DÉMARREURS / MOTORES DE ARRANQUE

Liter Litre Litro	Year Année Año	Options Options Opciones	Mfg.	Series Série Serie	Reman	New Nouveau Nuevo
<b>JEEP - continued</b>						
<b>TJ SERIES - continued</b>						
4.0L (242) L6	06-03	w/AT	MI	PMGR	17874	
		w/MT	MI	PMGR	17879	N17879
	02-99		MI	PMGR	17749	N17749
	98-97		MI	PMGR	17006	N17006
<b>WAGONEER</b>						
2.1L (126) L4 (Diesel)	87-85	DD Starter	PR	DD	17005	
		Gear Reduction Starter	VA	OSGR	17085	
2.5L (150) L4	90-88		BO	PMGR	16980	N16980
	87-86	w/Carb	FD	DD	3133	
		w/FI	BO	PMGR	16980	N16980
	85-84		FD	DD	3133	
2.8L (173) V6	86-84		DR	DD	6313	N6313
3.8L (232) L6	71		FD	DD	3207	
4.0L (242) L6	90-87		MI	PMGR	17006	N17006
4.2L (258) L6	83-80		FD	DD	3209	
	73-72		FD	DD	3207	
5.0L (304) V8	72		FD	DD	3207	
5.4L (327) V8	68-65	Delco Unit	DR	DD	3631	N3631
5.7L (350) V8	71-70		DR	DD	3631	N3631
5.9L (360) V8	83-77		FD	DD	3209	
	76-72		FD	DD	3207	
6.6L (401) V8	78-77		FD	DD	3209	
	76-74		FD	DD	3207	
<b>WRANGLER</b>						
<i>IN 1993 JEEP BEGAN USING A MITSUBISHI STARTER INSTEAD OF THE BOSCH 16980. IN DOING SO, THEY CHANGED THE SHIMMING REQUIREMENTS. IF THE MITSUBISHI UNIT IS REPLACING THE BOSCH (WHICH IT CAN ON EARLIER MODELS - BEFORE 5/94), THE .045 SHIM MUST NOT BE RE-USED. IF IT IS A .015 SHIM, IT MUST BE RE-USED</i>						
2.4L (148) L4	06-04		MI	PMGR	17897	
	03		MI	PMGR	17839	
2.5L (150) L4	02		MI	PMGR	19122	
	01	From 10/2/2000	MI	PMGR	19122	
		To 10/2/2000, w/AT	MI	PMGR	17786	N17786
		To 10/2/2000, w/MT	MI	PMGR	17799	N17799
	00-99		MI	PMGR	17786	N17786
	98-95		MI	PMGR	17564	N17564
	94	Bosch Unit	BO	PMGR	16980	N16980
Mitsubishi Unit		MI	PMGR	17564	N17564	
93-87		BO	PMGR	16980	N16980	
3.8L (231) V6	11-09	w/AT	ND	PLGR	17949	N17949
		w/MT	DR	PMGR	6763	
	08-07		DR	PMGR	6763	
4.0L (242) L6	06-03	w/AT	MI	PMGR	17874	
		w/MT	MI	PMGR	17879	N17879
	02-99		MI	PMGR	17749	N17749
	98-91		MI	PMGR	17006	N17006
4.2L (258) L6	90-88		MI	PMGR	17006	N17006
	87		FD	DD	3209	
<b>OLDER MODELS</b>						
5.4L (327) V8	68-65	Delco Unit	DR	DD	3631	N3631
5.7L (350) V8	71-68		DR	DD	3631	N3631
<b>KIA</b>						
<b>AMANTI</b>						
3.5L	06-04		MD	PMGR	17764	N17764
3.8L	09		DR	PMGR	6976	
	08	From 10/29/07	DR	PMGR	6976	
		To 10/29/07	DR	PMGR	6949	
	07		DR	PMGR	6949	

## STARTERS / DÉMARREURS / MOTORES DE ARRANQUE

Liter Litre Litro	Year Année Año	Options Options Opciones	Mfg.	Series Série Serie	Reman	New Nouveau Nuevo
<b>KIA - continued</b>						
<b>BORREGO</b>						
3.8L	09		DR	PMGR	6977	
<b>FORTE</b>						
2.0L	12-11		DR	PMGR	6975	
	10	8-Tooth Drive	DR	PMGR	17989	
		11-Tooth Drive	DR	PMGR	6975	
2.4L	12-11		DR	PMGR	6975	
	10	8-Tooth Drive	DR	PMGR	17989	
		11-Tooth Drive	DR	PMGR	6975	
<b>MAGENTIS</b>						
2.4L	10		DR	PMGR	6975	
	09-08	w/AT	DR	PMGR	17989	
		w/MT	DR	PMGR	6975	
	07		DR	PMGR	17989	
	06	w/External Thru Bolts (Outside Starter Field Case)	DR	PMGR	17989	
		w/Internal Thru Bolts (Inside Starter Field Case), w/AT	MD	PMGR	17761	N17761
		w/Internal Thru Bolts (Inside Starter Field Case), w/MT	MD	PMGR	17762	N17762
	05-01	w/AT	MD	PMGR	17761	N17761
w/MT		MD	PMGR	17762	N17762	
2.5L	01	w/AT	MD	PMGR	17764	N17764
		w/MT	MD	PMGR	17763	N17763
2.7L	09-07		VA	PMGR	19023	
	06-05		MD	PMGR	17764	N17764
	04-02	w/AT	MD	PMGR	17764	N17764
		w/MT	MD	PMGR	17763	N17763
<b>OPTIMA</b>						
2.0L	11		DR	PMGR	6975	
2.4L	11-10		DR	PMGR	6975	
	09-08	w/AT	DR	PMGR	17989	
		w/MT	DR	PMGR	6975	
	07		DR	PMGR	17989	
	06	w/External Thru Bolts (Outside Starter Field Case)	DR	PMGR	17989	
		w/Internal Thru Bolts (Inside Starter Field Case), w/AT	MD	PMGR	17761	N17761
w/Internal Thru Bolts (Inside Starter Field Case), w/MT		MD	PMGR	17762	N17762	
05-01	w/AT	MD	PMGR	17761	N17761	
	w/MT	MD	PMGR	17762	N17762	
2.5L	01		MD	PMGR	17764	N17764
2.7L	09-07		VA	PMGR	19023	
	06-02		MD	PMGR	17764	N17764
<b>RIO</b>						
1.5L	02-01		MD	PMDD	17811	
1.6L	10-09	w/AT	DR	PMGR	6945	
	08-06	w/AT	VA	PMDD	17826	N17826
		w/MT	VA	PMDD	17827	N17827
	05-03		MD	PMDD	17811	
<b>RONDO</b>						
2.4L	10		DR	PMGR	6975	
	09-07		DR	PMGR	17989	
2.7L	09-07		VA	PMGR	19023	
<b>SEDONA</b>						
3.5L	12-11		DR	PMGR	6976	
	05-02		MD	PMGR	17764	N17764
3.8L	10-08		DR	PMGR	6976	
	07-06		DR	PMGR	6949	

## STARTERS / DÉMARREURS / MOTORES DE ARRANQUE

Liter Litre Litro	Year Année Año	Options Options Opciones	Mfg.	Series Série Serie	Reman	New Nouveau Nuevo
<b>KIA - continued</b>						
<b>SEPHIA</b>						
1.6L	97-93		KI,MD	PMDD	17704	N17704
1.8L	01-95	w/AT	MD,MI	PMGR	17132	N17132
		w/MT	KI,MD	PMDD	17704	N17704
<b>SORENTO</b>						
2.4L	12-11		VA	PMGR	19090	
3.3L	09		DR	PMGR	6977	
	08	From 3/8/08 To 3/8/08	DR	PMGR	6977	
			DR	PMGR	6950	
3.5L	11		DR	PMGR	6976	
	06-03		VA	PMGR	17810	N17810
3.8L	09		DR	PMGR	6977	
	08-07		DR	PMGR	6950	
<b>SOUL</b>						
2.0L	11-10	w/AT	VA	PMGR	17987	
		w/MT	VA	PMGR	17988	
<b>SPECTRA</b>						
1.8L	04-00	w/AT	MD,MI	PMGR	17132	N17132
		w/MT	KI,MD	PMDD	17704	N17704
2.0L	09-07	w/AT	VA	PMGR	17987	
		w/MT	VA	PMGR	17988	
	06-04	w/AT	MD,VA	PMGR	17708	N17708
		w/MT	MD,VA	PMGR	17709	N17709
<b>SPORTAGE</b>						
2.0L	12-11		DR	PMGR	6975	
	10-07	w/AT	VA	PMGR	17987	
		w/MT	VA	PMGR	17988	
	06-05	w/AT	MD,VA	PMGR	17708	N17708
		w/MT	MD,VA	PMGR	17709	N17709
	02-96	w/AT	MD,MI	PMGR	17132	N17132
w/MT		KI,MD	PMDD	17704	N17704	
	95		KI,MD	PMDD	17704	N17704
2.4L	12-11		DR	PMGR	6975	
2.7L	10-07		MD		19124	
	06-05		MD	PMGR	17764	N17764
<b>LADA</b>						
<b>1300</b>						
1.3L	83		LD	DD	17935	
<b>NIVA</b>						
1.6L	95-80		LD	DD	17935	
1.7L	99-95		LD	DD	17935	
<b>SAMARA</b>						
1.3L	97-87		LD	DD	17936	
1.5L	99-87		LD	DD	17936	
<b>SIGNET</b>						
1.3L	87-84		LD	DD	17935	
1.5L	93-84		LD	DD	17935	
<b>LANCIA</b>						
<b>BETA</b>						
1.8L	78-75		BO,MM	DD	16257	
2.0L	82-79		BO,MM	DD	16257	
<b>ZAGATO</b>						
2.0L	82-81		BO,MM	DD	16257	

## STARTERS / DÉMARREURS / MOTORES DE ARRANQUE

Liter Litre Litro	Year Année Año	Options Options Opciones	Mfg.	Series Série Serie	Reman	New Nouveau Nuevo
<b>LANDROVER</b>						
<b>2000</b>						
2.0L	65-64	w/Nose Cone wo/Nose Cone	LU LU	DD DD	16133 16106	
<b>DEFENDER 90</b>						
3.9L	95-94	Bosch Unit, Std Bosch Unit, Opt Lucas Unit	BO BO LU	PMGR PMGR PLGR	17663 17705 17453	
4.0L	97		BO	PMGR	17705	
<b>DEFENDER 110</b>						
3.9L	93	Bosch Unit, Std Bosch Unit, Opt Lucas Unit	BO BO LU	PMGR PMGR PLGR	17663 17705 17453	
<b>DISCOVERY</b>						
3.9L	95-94		BO	PMGR	17663	
4.0L	02-99		BO	PMGR	17792	
	98-96		BO	PMGR	17705	
4.6L	04-03		BO	PMGR	17792	
<b>FREELANDER</b>						
2.5L	05-02		ND	OSGR	17890	
<b>LR2</b>						
3.2L	11-10 09-08	Bosch Unit	BO BO	PMGR PMGR	19095 19095	
<b>LR3</b>						
4.0L	08-05		ND	OSGR	19017	
4.4L	09-05		ND	OSGR	19019	
<b>RANGE ROVER</b>						
3.5L	88-87		LU	PLGR	17453	
3.9L	95-89		LU	PLGR	17453	
4.0L	01-99		BO	PMGR	17792	
	98-96		BO	PMGR	17705	
	95		BO	PMGR	17663	
4.2L	09-08	Exc Sport Models Sport	ND ND	OSGR OSGR	19018 19019	
	07	Exc Sport Sport	ND ND	OSGR OSGR	19018 19019	
	06	Exc Sport Models Sport	ND ND	OSGR OSGR	19018 19019	
	95-93		BO	PMGR	17663	
4.4L	09-06	Exc Sport Models Sport	ND ND	OSGR OSGR	19018 19019	
	05-03		ND	OSGR	17851	
4.6L	02-99		BO	PMGR	17792	
	98-96		BO	PMGR	17705	
<b>LEXUS</b>						
<b>ES250</b>						
2.5L	91-90	Std, 1.0kw Opt, 1.4kw	ND ND	OSGR OSGR	16893 16978	N17263 N17263
<b>ES300</b>						
3.0L	03-02		ND	PMGR	17825	N17825
	01-98		ND	OSGR	17774	N17774
	97		ND	OSGR	17715	N17715
	96-95		ND	OSGR	17534	N17534
	94-92		ND	OSGR	17263	N17263
<b>ES330</b>						
3.3L	06-04		ND	PMGR	17825	N17825

## STARTERS / DÉMARREURS / MOTORES DE ARRANQUE

Liter Litre Litro	Year Année Año	Options Options Opciones	Mfg.	Series Série Serie	Reman	New Nouveau Nuevo
<b>LEXUS - continued</b>						
<b>ES350</b>						
3.5L	12-07		ND	PMGR	17825	N17825
<b>GS300</b>						
3.0L	06		ND	PMGR	19043	
	05-98		ND	OSGR	17747	N17747
	97-93		ND	OSGR	17529	N17529
<b>GS350</b>						
3.5L	11-07		ND	PMGR	19043	
<b>GS400</b>						
4.0L	00-98		ND	OSGR	17581	N17581
<b>GS430</b>						
4.3L	07-01		ND	OSGR	17824	
<b>GS460</b>						
4.6L	11-08		ND	PLGR	19044	
<b>GX470</b>						
4.7L	09-05		ND	OSGR	17748	N17748
	04-03	Std, 1.4kw	ND	OSGR	17791	N17791
		Opt, 2.0kw	ND	OSGR	17748	N17748
<b>IS F</b>						
5.0L	12-08		ND	PLGR	19044	
<b>IS250</b>						
2.5L	12-06		ND	PMGR	19043	
<b>IS300</b>						
3.0L	05-01		ND	OSGR	17747	N17747
<b>IS350</b>						
3.5L	12-06		ND	PMGR	19043	
<b>LS400</b>						
4.0L	00-95		ND	OSGR	17581	N17581
	94-90		ND	OSGR	17189	N17189
<b>LS430</b>						
4.3L	06-01		ND	OSGR	17824	
<b>LS460</b>						
4.6L	12-10	RWD	ND	PLGR	19044	
	09-07		ND	PLGR	19044	
<b>LX450</b>						
4.5L	97-96	Std	ND	OSGR	17485	
		Opt	ND	OSGR	17533	N17533
<b>LX470</b>						
4.7L	07-98		ND	OSGR	17748	N17748
<b>LX570</b>						
5.7L	11-08		ND	PLGR	19045	
<b>RX300</b>						
3.0L	03-99		ND	OSGR	17774	N17774
<b>RX330</b>						
3.3L	06-04		ND	PMGR	17825	N17825
<b>RX350</b>						
3.5L	09-07		ND	PMGR	17825	N17825
<b>SC300</b>						
3.0L	00-95		ND	OSGR	17529	N17529
	94-92		ND	OSGR	17259	

## STARTERS / DÉMARREURS / MOTORES DE ARRANQUE

Liter Litre Litro	Year Année Año	Options Options Opciones	Mfg.	Series Série Serie	Reman	New Nouveau Nuevo
<b>LEXUS - continued</b>						
<b>SC400</b>						
4.0L	00-96		ND	OSGR	17581	N17581
	95	From Mid 1995	ND	OSGR	17581	N17581
		To Mid 1995	ND	OSGR	17189	N17189
	94-92		ND	OSGR	17189	N17189
<b>SC430</b>						
4.3L	10-02		ND	OSGR	17824	
<b>LINCOLN</b>						
<b>AVIATOR</b>						
4.6L (281) V8	05-03		FD	PMGR	6658	N6658
<b>BLACKWOOD</b>						
5.4L (330) V8	03-02		FD	PMGR	6646	N6646
<b>CONTINENTAL</b>						
<i>FORD HAS ISSUED BULLETIN # 94-18-3 and # 94-26-3 WHICH INDICATE THAT 1994-91 CONTINENTAL'S AND TOWN CAR'S MAY EXHIBIT A "NO-CRANK" CONDITION DUE TO CORROSION AT THE STARTER SOLENOID CONNECTOR.</i>						
2.4L (146) L6 (Diesel)	85-84		FD	OSGR	3193	
3.8L (232) V6	94-89		FD	PMGR	3204	N3204
	88		FD	DD	3198	N3198
	82		FD	DD	3180	N3180
4.6L (281) V8	02		FD	PMGR	6643	N6643
	01-95		FD	PMGR	3264	N3264
5.0L (302) V8	87-82		FD	DD	3180	N3180
	80	w/4" Diameter Case Starter w/4 1/2" Diameter Case Starter	FD	DD	3180	N3180
5.8L (351) V8	80	w/4" Diameter Case Starter	FD	DD	3180	N3180
		w/4 1/2" Diameter Case Starter	FD	DD	3153	N3168
6.6L (400) V8	79-78		FD	DD	3152	N3174
	77	w/B+ Post on Side of Starter w/B+ Tab on Rear of Starter	FD	DD	3149	
			FD	DD	3152	N3174
7.0L (429) V8	68		FD	DD	3142	
7.0L (430) V8	65-58		FD	DD	3131	
7.5L (460) V8	78		FD	DD	3152	N3174
	77	w/Solenoid On Starter	FD	DD	3142	
		wo/Solenoid On Starter	FD	DD	3152	N3174
	76-68		FD	DD	3142	
7.6L (462) V8	69-68		FD	DD	3142	
	67-66		FD	DD	3131	
	64-61		FD	DD	3131	
<b>LS</b>						
3.0L (182) V6	05		FD	PMGR	6652	N6652
	04-00		FD	PMGR	6651	N6651
3.9L (240) V8	06-00		FD	PMGR	6652	N6652
<b>MARK LT</b>						
5.4L (330) V8	08-06		FD	PMGR	6646	N6646
<b>MARK SERIES</b>						
2.4L (146) L6 (Diesel)	85-84		FD	OSGR	3193	
4.6L (281) V8	98-97		FD	PMGR	3267	N3267
	96-93		FD	PMGR	3221	N3221
5.0L (302) V8	92-90		FD	PMGR	3205	N3205
	89-81		FD	DD	3180	N3180
5.8L (351) V8	80	w/4" Diameter Case Starter	FD	DD	3180	N3180
		w/4 1/2" Diameter Case Starter	FD	DD	3153	N3168
5.8L (351) V8	80	w/4" Diameter Case Starter	FD	DD	3180	N3180
		w/4 1/2" Diameter Case Starter	FD	DD	3153	N3168

## STARTERS / DÉMARREURS / MOTORES DE ARRANQUE

Liter Litre Litro	Year Année Año	Options Options Opciones	Mfg.	Series Série Serie	Reman	New Nouveau Nuevo
<b>LINCOLN - continued</b>						
<b>MARK SERIES - continued</b>						
6.6L (400) V8	79-78		FD	DD	3152	N3174
	77	w/B+ Post on Side of Starter	FD	DD	3149	
		w/B+ Tab on Rear of Starter	FD	DD	3152	N3174
7.5L (460) V8	78		FD	DD	3152	N3174
	77	w/Solenoid On Starter	FD	DD	3142	
		wo/Solenoid On Starter	FD	DD	3152	N3174
	76-68		FD	DD	3142	
7.6L (462) V8	68		FD	DD	3142	
<b>MKS</b>						
3.5L (213) V6	12-10		FD	PMGR	6692	
3.7L (227) V6	12-09		FD	PMGR	6692	
<b>MKT</b>						
3.5L (213) V6	12-10		FD	PMGR	6692	
3.7L (227) V6	12-10		FD	PMGR	6692	
<b>MKX</b>						
3.5L (213) V6	10-07		FD	PMGR	6692	
3.7L (227) V6	12-11		FD	PMGR	6692	
<b>MKZ</b>						
3.5L (213) V6	10-07		MI	PMOSGR	17947	
<b>NAVIGATOR</b>						
5.4L (330) V8	12-99		FD	PMGR	6646	N6646
	98		FD	PMGR	3267	N3267
<b>TOWN CAR</b>						
4.6L (281) V8	11-96		FD	PMGR	3267	N3267
	95-93		FD	PMGR	3221	N3221
	92	w/2 Mtg Holes	FD	PMGR	3242	N3242
		w/3 Mtg Holes	FD	PMGR	3221	N3221
	91		FD	PMGR	3242	N3242
5.0L (302) V8	90		FD	PMGR	3205	N3205
	89-81		FD	DD	3180	N3180
<b>VERSAILLES</b>						
5.0L (302) V8	80	w/4" Diameter Case Starter	FD	DD	3180	N3180
		w/4 1/2" Diameter Case Starter	FD	DD	3153	N3168
	79-77		FD	DD	3153	N3168
5.8L (351) V8	77		FD	DD	3153	N3168
<b>ZEPHYR</b>						
3.0L (183) V6	06		MI	PMGR	17945	
<b>LOTUS</b>						
<b>ECLAT</b>						
2.0L	80-75		LU	DD	16284	
<b>ELITE</b>						
1.2L	66-58		LU	DD	16121	
2.0L	80-73		LU	DD	16284	
<b>ESPRIT</b>						
2.0L	79-76		LU	DD	16284	
2.2L	84-80		LU	DD	16284	
<b>MAZDA</b>						
<b>3</b>						
2.0L	12	VIN F or G	MI		17597	
	11-10		MI		17597	
	09-04		MI	PMGR	17909	

## STARTERS / DÉMARREURS / MOTORES DE ARRANQUE

Liter Litre Litro	Year Année Año	Options Options Opciones	Mfg.	Series Série Serie	Reman	New Nouveau Nuevo
<b>MAZDA - continued</b>						
<b>3 - continued</b>						
2.3L	12-10		MI		17598	
	09-04		MI	PMGR	17914	
2.5L	12-10		MI		17598	
<b>5</b>						
2.3L	10-06		MI	PMGR	17914	
2.5L	12		MI		17598	
<b>6</b>						
2.3L	08		MI	PMGR	17908	
	07-06	w/Turbo wo/Turbo	MI	PMGR	17914	
	05-03		MI	PMGR	17908	
2.5L	12-11		MI		17598	
	10	To 10/26/09	MI	PMGR	17908	
	09		MI	PMGR	17908	
3.0L	08-05	w/AT w/MT	MI	PMGR	17991	
	04-03		MI	PMGR	17862	
3.7L	10-09		MI	PMGR	19041	
<b>323</b>						
1.6L	94-86		MI,ND	DD	16922	N16922
1.8L	94-93	w/AT w/MT	MD,MI	PMGR	17132	N17132
	91-90	w/AT w/MT	MI,ND	DD	16922	N16922
			MD,MI	PMGR	17132	N17132
			MI,ND	DD	16922	N16922
<b>616</b>						
1.6L	71		MI	DD	16520	
1.8L	71		MI	DD	16520	
<b>618</b>						
1.8L	73-71		MI	DD	16520	
<b>626</b>						
2.0L	02-93		MI	PMGR	17469	N17469
	87-83		MI	DD	16859	
	82-79		MI	DD	16527	
2.0L (Diesel)	86-83		MI	OSGR	16857	
2.2L	92-88		MD,MI	PMGR	17132	N17132
2.5L	02-97	w/AT w/MT	MI	PMOSGR	17719	
			MI	PMGR	17470	N17470
	96	w/AT, OSGR Starter w/AT, PMGR Starter w/MT	MI	OSGR	17471	
			MI	PMOSGR	17719	
			MI	PMGR	17470	N17470
	95-93	w/AT w/MT	MI	OSGR	17471	
			MI	PMGR	17470	N17470
<b>808, 808 MIZER</b>						
1.3L	77-76		MI	DD	16519	
1.6L	77-72		MI	DD	16520	
<b>929</b>						
3.0L	95-88	w/AT w/MT	MI	PMGR	17133	N17133
			MI	PMGR	17151	N17133
<b>B SERIES PICKUPS</b>						
1.6L	76-72		MI	DD	16520	
1.8L	78-77		MI	DD	16520	
2.0L	87-86		MI	DD	16859	
	85-79		MI	DD	16527	



## STARTERS / DÉMARREURS / MOTORES DE ARRANQUE

Liter Litre Litro	Year Année Año	Options Options Opciones	Mfg.	Series Série Serie	Reman	New Nouveau Nuevo
<b>MAZDA - continued</b>						
<b>B SERIES PICKUPS - continued</b>						
2.2L	93-90	w/AT w/MT	MI MI	PMGR DD	16933 16859	N16933
	89-87	w/AT w/MT	MI MI,ND	PMGR DD	16933 16922	N16933 N16922
2.2L (Diesel)	84-82		MI	OSGR	16744	
2.3L	09-01		FD	PMGR	6657	N6657
	97-94		FD	PMGR	3231	N3231
2.5L	01-98		FD	PMGR	3238	N3238
2.6L	93-89	w/AT w/MT	MI MI	OSGR GR	17173 17172	
	88-87		MI	PMGR	17185	
3.0L	08-98		FD	PMGR	3272	N3272
	97	w/Post "S" Terminal on Solenoid w/Spade "S" Terminal on Solenoid	FD FD	PMGR PMGR	3272 3213	N3272 N3213
	96-94		FD	PMGR	3213	N3213
4.0L	09-08		FD	PMGR	3240	N3240
	07-98	w/AT w/MT	FD FD	PMGR PMGR	3273 3240	N3273 N3240
	97-94	w/AT w/MT	FD	PMGR	3224	N3224
			FD	PMGR	3232	N3232
<b>COSMO</b>						
1.3L	78-76	w/MT	MI	DD	16268	
<b>CX-7</b>						
2.3L	11		MI		17598	
	09-07		MI	PMGR	17914	
2.5L	11		MI		17598	
<b>CX-9</b>						
3.5L	07		MI	PMGR	19041	
3.7L	09-08		MI	PMGR	19041	
<b>GLC</b>						
1.3L	78-77		MI	DD	16519	
1.4L	80-79	w/AT	MI	DD	16742	
		w/MT	MI	DD	16728	
1.5L	85-81	Sedan or Hatchback	MI	DD	16708	
		Wagon, w/AT	MI	DD	16742	
		Wagon, w/MT	MI	DD	16728	
<b>MIATA</b>						
<i>THE 16922 IS VERY A SIMILAR UNIT TO THE 17662, BUT THE 17662 HAS A SLIGHTLY DIFFERENT CLOCKING OF THE FRONT HOUSING, WHICH MAKES THE DRIVE OPENING AT A SLIGHTLY DIFFERENT ANGLE.</i>						
1.6L	93-90		MI	DD	17662	
1.8L	05-99		MI	PMGR	17592	N17592
	97-94	w/AT w/MT	MI MI	PMGR DD	17689 17662	
2.0L	12-09		MI	PMGR	19101	
	08-06		MI	PMGR	19042	
<b>MILLENNIA</b>						
2.3L	02-95		MI	OSGR	17596	
2.5L	02-97		MI	PMOSGR	17719	
	96-95	Std, 1.4kw Opt, 1.6kw	MI MI	PMGR PMGR	17686 17599	
<b>MIZER - SEE 808</b>						

## STARTERS / DÉMARREURS / MOTORES DE ARRANQUE

Liter Litre Litro	Year Année Año	Options Options Opciones	Mfg.	Series Série Serie	Reman	New Nouveau Nuevo
<b>MAZDA - continued</b>						
<b>MPV</b>						
2.5L	01-00		MI	PMOSGR	17798	N17798
2.6L	94-89	w/AT	MI	OSGR	17173	
		w/MT	MI	GR	17172	
3.0L	06-02		MI	PMGR	17862	
	98-96	Std, 1.0kw Opt, 1.7kw	MI	PMGR	17691	
			MI	PMGR	17133	N17133
	95-92		MI	PMGR	17133	N17133
	91-89	w/AT	MI	PMGR	17133	N17133
w/MT			MI	PMGR	17151	N17133
<b>MX-3</b>						
1.6L	96-92		MI,ND	DD	16922	N16922
1.8L	96-92	w/AT	MI	OSGR	17544	
		w/MT	MI	PMGR	17470	N17470
<b>MX-6</b>						
2.0L	97-93		MI	PMGR	17469	N17469
2.2L	92-88		MD,MI	PMGR	17132	N17132
2.5L	97	w/AT w/MT	MI	PMOSGR	17719	
			MI	PMGR	17470	N17470
	96	w/AT, OSGR Starter w/AT, PMGR Starter w/MT	MI	OSGR	17471	
			MI	PMOSGR	17719	
			MI	PMGR	17470	N17470
95-93	w/AT w/MT	MI	OSGR	17471		
			MI	PMGR	17470	N17470
<b>NAVAJO</b>						
4.0L	94-91	w/AT	FD	PMGR	3224	N3224
		w/MT	FD	PMGR	3232	N3232
<b>PRECIDIA - SEE MX-3</b>						
<b>PROTEGE</b>						
1.5L	98-95		MI,ND	DD	16922	N16922
1.6L	03-00	DD Starter	MI,ND	DD	16922	N16922
		PMGR Starter	MI	PMGR	17765	N17765
	99	DD Starter PMGR Starter	MI,ND	DD	16922	N16922
			MI	PMGR	17592	N17592
	96-95	DD Starter PMGR Starter	MI,ND	DD	16922	N16922
			MI	PMGR	17592	N17592
1.8L	00-99	w/AT w/MT	MI	PMGR	17766	N17766
			MI	PMGR	17765	N17765
	98-97		MI	PMGR	17592	N17592
	96-95	w/AT w/MT	MI	PMGR	17592	N17592
			MI,ND	DD	16922	N16922
94-90	w/AT w/MT	MD,MI	PMGR	17132	N17132	
			MI,ND	DD	16922	N16922
2.0L	03-01	w/AT	MI	PMGR	17766	N17766
		w/MT	MI	PMGR	17765	N17765
<b>ROTARY PICKUP</b>						
1.3L	77-74	w/MT	MI	DD	16268	
<b>RX-3</b>						
1.1L	78-74	w/MT	MI	DD	16268	
<b>RX-4</b>						
1.3L	78-74	w/MT	MI	DD	16268	

# STARTERS / DÉMARREURS / MOTORES DE ARRANQUE

Liter Litre Litro	Year Année Año	Options Options Opciones	Mfg.	Series Série Serie	Reman	New Nouveau Nuevo
<b>MAZDA - continued</b>						
<b>RX-7</b>						
1989-1990 RX-7's MAY HAVE A PROBLEM WITH THE BRACKET ON THE FRONT SUSPENSION TOWER CUTTING THE WIRING HARNESS WHICH IT SUPPORTS. THIS CAUSES A SHORT CIRCUIT, AND POSSIBLY A "NO START" CONDITION. THE BRACKET SHOULD HAVE SUFFICIENT CLEARANCE FROM THE WIRE TO AVOID THIS FROM HAPPENING.						
1985-84 RX7'S w/AT USE A STARTER (16855) THAT LOOKS ALMOST EXACTLY LIKE THE 16717. THERE IS A DIFFERENCE IN THE BOLT PATTERN ON THE REAR COVER OF THE STARTER WHICH WILL NOT ALLOW THE TRANSFER OF THE MOUNTING BRACKET BETWEEN THE 16855 AND THE 16717.						
1.1L	85-84	w/AT	MI	OSGR	16855	
		w/MT	MI	DD	16856	
	83	w/AT	MI	OSGR	16717	
		w/MT	MI	DD	16856	
82-81	w/AT	MI	OSGR	16717		
	w/MT	MI	DD	16268		
80-79	w/MT	MI	DD	16268		
	95-93	w/AT	MI	OSGR	17515	
92-86		w/AT	MI	PMGR	17514	
	85-84	w/Turbo	MI	PMGR	16930	
wo/Turbo, w/AT		MI	PMGR	16932		
wo/Turbo, w/MT		MI	PMGR	16931		
1.3L	85-84	w/AT	MI	OSGR	16855	
		w/MT	MI	DD	16856	
<b>RX-8</b>						
1.3L	11	VIN P or M	MI	PMGR	19024	
	10-09	w/AT	MI	PMGR	19024	
	08-06	w/AT	MI	PMGR	17992	
		w/MT	MI	PMGR	17993	
	05-04	w/AT	MI	PMOSGR	17916	
w/MT		MI	PMGR	17917		
<b>TRIBUTE</b>						
2.0L	04-01		FD	PMGR	3262	N3262
2.3L	08		FD	PMGR	6674	N6674
	06-05		FD	PMGR	6674	N6674
2.5L	10-09		FD	PMGR	6674	N6674
3.0L	11-08		FD	PMGR	6676	N6676
	06-05		FD	PMGR	6676	N6676
	04-01		FD,MI	PMGR	6656	N6656
<b>MERCEDES BENZ</b>						
<b>180 SERIES (DIESEL)</b>						
1.8L (Diesel)	62-60		BO	DD	16363	
2.0L (Diesel)	63		BO	DD	16363	
<b>190 SERIES (DIESEL)</b>						
2.2L (Diesel)	85-84		BO,VA	PLGR	17040	
2.5L (Diesel)	89-86		BO,VA	PLGR	17040	
<b>190 SERIES (GAS)</b>						
2.3L	93-86		BO	PMGR	17039	
		DD Starter PMGR Starter	BO	DD	17043	
	85		BO	PMGR	17039	
			BO	DD	17043	
84		BO	DD	17043		
2.6L	93-87		BO	PMGR	17038	
<b>220 SERIES (DIESEL)</b>						
2.2L (Diesel)	73-68		BO	DD	16445	N16445
<b>220 SERIES (GAS)</b>						
2.2L	73-68		BO	DD	16299	

## STARTERS / DÉMARREURS / MOTORES DE ARRANQUE

Liter Litre Litro	Year Année Año	Options Options Opciones	Mfg.	Series Série Serie	Reman	New Nouveau Nuevo
<b>MERCEDES BENZ - continued</b>						
<b>230 SERIES (GAS)</b>						
2.3L	78-68		BO	DD	16299	
	67-65	230SL	BO	DD	16299	
	64-63		BO	DD	16299	
<b>240 SERIES (DIESEL)</b>						
2.4L (Diesel)	83-81		BO	DD	16957	N16445
	80-74		BO	DD	16445	N16445
<b>250 SERIES (GAS)</b>						
2.5L	70-65		BO	DD	16299	
2.8L	73-69		BO	DD	16299	
<b>260 SERIES (GAS)</b>						
2.6L	89-87		BO	PMGR	17038	
<b>280 SERIES (GAS)</b>						
2.8L	81-69		BO	DD	16299	
3.5L	71-70		BO	DD	16299	
4.5L	73-72		BO	DD	16299	
<b>300 SERIES (DIESEL)</b>						
2.5L (Diesel)	93-90		BO,VA	PLGR	17040	
3.0L (Diesel)	87-86		BO,VA	PLGR	17040	
	85		BO	DD	16999	
	84-81		BO	DD	16957	N16445
	80-75		BO	DD	16445	N16445
3.4L (Diesel)	93-92		BO,VA	PLGR	17040	
<b>300 SERIES (GAS)</b>						
2.6L	92-90		BO	PMGR	17038	
2.8L	93		BO	PMGR	17698	
	69-65		BO	DD	16299	
3.0L	93-86		BO	PMGR	17038	
	67-63	300SEL	BO	DD	16299	
	62	300SE, SL	BO	DD	16299	
3.2L	93-92	300CE, E, TE	BO	PMGR	17698	
		300SE	BO	PMGR	17410	
3.5L	71-70		BO	DD	16299	
4.5L	73-72		BO	DD	16299	
<b>350 SERIES (DIESEL)</b>						
3.4L (Diesel)	91-90		BO,VA	PLGR	17040	
<b>350 SERIES (GAS)</b>						
4.5L	72		BO	DD	16299	
<b>380 SERIES (GAS)</b>						
3.8L	85-81		BO	DD	16299	
<b>400 SERIES (GAS)</b>						
4.2L	93-92		BO	PMGR	17227	N17227
<b>420 SERIES (GAS)</b>						
4.2L	91		BO	PMGR	17227	N17227
	90-88		BO	PMGR	17150	
	87-86		BO	DD	16299	
<b>450 SERIES (GAS)</b>						
4.5L	80-77		BO	DD	16299	
	76-75		BO	DD	16543	
	74	w/1 Threaded and 1 Unthreaded Mtg Ear w/2 Threaded Mtg Ears	BO	DD	16299	
			BO	DD	16543	
73		BO	DD	16299		
6.8L	79-77		BO	DD	16544	

## STARTERS / DÉMARREURS / MOTORES DE ARRANQUE

Liter Litre Litro	Year Année Año	Options Options Opciones	Mfg.	Series Série Serie	Reman	New Nouveau Nuevo	
<b>MERCEDES BENZ - continued</b>							
<b>500 SERIES (GAS)</b>							
5.0L	93-90		BO	PMGR	17227	N17227	
	85-84		BO	DD	16299		
<b>560 SERIES (GAS)</b>							
5.6L	91-88		BO	PMGR	17150		
	87-86		BO	DD	16299		
<b>600 SERIES (GAS)</b>							
6.0L	93-92		BO	PLGR	17414		
6.3L	72-68		BO	DD	16544		
<b>B CLASS</b>							
2.0L	09-06		VA	PMGR	31205		
<b>C CLASS</b>							
1.8L	12		BO	PMGR	17920		
	05-03		BO	PMGR	17920		
2.2L	96		BO,VA	PMGR	17730	N17730	
	95	From Mid 1995 To Mid 1995	BO,VA	PMGR	17730	N17730	
				BO	PMGR	17699	
94		BO	PMGR	17699			
2.3L	02		BO,VA	PMGR	17730	N17730	
	00-97		BO,VA	PMGR	17730	N17730	
2.5L	09-06		BO	PMGR	17965		
2.6L	05		BO	PMGR	17965		
	04-01		BO	PMGR	17852		
2.8L	00-98		BO,VA	PMGR	17757		
	97-94		BO	PMGR	17698		
3.0L	12	4MATIC Models	BO	PMGR	19115		
	11-09	Exc 4MATIC Models 4MATIC Models	BO	PMGR	19054		
				BO	PMGR	19115	
				BO	PMGR	19054	
	08	Exc 4MATIC Models, From Chassis/VIN F 285800 Exc 4MATIC Models, To Chassis/VIN F 285799	BO	PMGR	17965		
		4MATIC Models, Mfd in Germany, From Chassis/VIN F 105922 4MATIC Models, Mfd in South Africa, To Chassis/VIN R 060530	BO	PMGR	19115		
07-06		BO	PMGR	17966			
3.2L	05		BO	PMGR	17965		
	04-01		BO	PMGR	17852		
3.5L	11-09		BO	PMGR	19054		
	08	Exc Sport Models Sport Models, From Chassis/VIN F 285800 Sport Models, To Chassis/VIN F 285799	BO	PMGR	17965		
				BO	PMGR	19054	
07-06		BO	PMGR	17965			
3.6L	97-95		BO	PMGR	17698		
4.3L	00-98		BO,VA	PMGR	17757		
5.5L	06-05		BO,VA	PMGR	17757		
6.3L	11-08		BO	PMGR	19051		
<b>CL CLASS</b>							
5.0L	06-99		BO,VA	PMGR	17757		
	98		BO	PMGR	17227	N17227	
5.5L	12-11	CL600	BO	PMGR	19052		
	10	CL550	BO	PMGR	19115		
		CL600	BO	PMGR	19052		
	09	CL550	BO	PMGR	19054		
		CL600	BO	PMGR	19052		
	08-07	CL550	BO	PMGR	19050		
CL600		BO	PMGR	19052			
06-01		BO,VA	PMGR	17757			
5.8L	02-01		BO,VA	PMGR	17757		

## STARTERS / DÉMARREURS / MOTORES DE ARRANQUE

Liter Litre Litro	Year Année Año	Options Options Opciones	Mfg.	Series Série Serie	Reman	New Nouveau Nuevo
<b>MERCEDES BENZ - continued</b>						
<b>CL CLASS - continued</b>						
6.0L	11-08		BO	PMGR	19052	
	06-05		BO,VA	PMGR	17757	
	99-98		BO	PLGR	17414	
6.3L	10-08		BO	PMGR	19051	
<b>CLK CLASS</b>						
3.2L	05-01		BO	PMGR	17852	
	00-98		BO,VA	PMGR	17757	
3.5L	09-06		BO	PMGR	17965	
4.3L	03-99		BO,VA	PMGR	17757	
5.0L	06-03		BO,VA	PMGR	17757	
5.5L	09-07		BO	PMGR	19050	
	06-01		BO,VA	PMGR	17757	
6.3L	09-07		BO	PMGR	19051	
<b>CLS CLASS</b>						
5.0L	06		BO,VA	PMGR	17757	
5.5L	11-10		BO	PMGR	19054	
	09	From 10/31/2008	BO	PMGR	19054	
		To 10/31/2008	BO	PMGR	19050	
	08-07		BO	PMGR	19050	
	06		BO,VA	PMGR	17757	
6.3L	10-07		BO	PMGR	19051	
<b>E CLASS</b>						
3.0L	09-07		BO	PMGR	19052	
3.0L (Diesel)	11		BO	PMGR	19052	
	09-07		BO	PMGR	19052	
	99-94		BO,VA	PLGR	17040	
3.2L	05		BO	PMGR	17965	
	04-01		BO	PMGR	17852	
	00-98		BO,VA	PMGR	17757	
	97-94		BO	PMGR	17698	
3.2L (Diesel)	06-05		BO	PMGR	18360	N18360
3.5L	11-10	Exc 4MATIC Models	BO	PMGR	19054	
		4MATIC Models	BO	PMGR	19115	
	09-06		BO	PMGR	17965	
4.2L	97-94		BO	PMGR	17227	N17227
4.3L	02-98		BO,VA	PMGR	17757	
5.0L	06-03		BO,VA	PMGR	17757	
	94		BO	PMGR	17227	N17227
5.5L	11-10	Exc 4MATIC Models	BO	PMGR	19054	
		4MATIC Models	BO	PMGR	19115	
	09		BO	PMGR	19054	
	08-07		BO	PMGR	19050	
	06-99		BO,VA	PMGR	17757	
6.3L	11-07		BO	PMGR	19051	
<b>G CLASS</b>						
5.0L	08-02		BO,VA	PMGR	17757	
5.5L	12	G550	BO	PMGR	19054	
	11-10	G55 AMG	BO,VA	PMGR	17757	
		G550	BO	PMGR	19054	
	09	G55 AMG	BO,VA	PMGR	17757	
		G550, From 8/28/08	BO	PMGR	19054	
G550, To 8/28/08	BO	PMGR	19050			
	08-03		BO,VA	PMGR	17757	
<b>GL CLASS</b>						
3.0L (Diesel)	12-08		BO	PMGR	19052	
	07		BO	PMGR	19053	

## STARTERS / DÉMARREURS / MOTORES DE ARRANQUE

Liter Litre Litro	Year Année Año	Options Options Opciones	Mfg.	Series Série Serie	Reman	New Nouveau Nuevo
<b>MERCEDES BENZ - continued</b>						
<b>GL CLASS - continued</b>						
4.6L	12-10		BO	PMGR	19054	
	09	From 9/30/08	BO	PMGR	19054	
		To 9/30/08	BO	PMGR	19050	
08-07		BO	PMGR	19050		
5.5L	12-10		BO	PMGR	19054	
	09	From 9/30/08	BO	PMGR	19054	
		To 9/30/08	BO	PMGR	19050	
08		BO	PMGR	19050		
<b>GLK CLASS</b>						
3.5L	12-10	Exc 4MATIC Models	BO	PMGR	19054	
		4MATIC Models	BO	PMGR	19115	
<b>ML CLASS</b>						
3.0L (Diesel)	11-08		BO	PMGR	19052	
	07		BO	PMGR	19053	
3.2L	03-01		BO	PMGR	17852	
	00-98		BO,VA	PMGR	17757	
3.5L	11-10		BO	PMGR	19054	
	09-06		BO	PMGR	17965	
3.7L	05-03		BO	PMGR	17852	
4.3L	01-99		BO,VA	PMGR	17757	
5.0L	07-02		BO,VA	PMGR	17757	
5.5L	11-10		BO	PMGR	19054	
	09	From 9/30/08	BO	PMGR	19054	
		To 9/30/08	BO	PMGR	19050	
08		BO	PMGR	19050		
03-00		BO,VA	PMGR	17757		
6.3L	11-07		BO	PMGR	19051	
<b>R CLASS</b>						
3.0L (Diesel)	12-08		BO	PMGR	19052	
	07		BO	PMGR	19053	
3.5L	11-10		BO	PMGR	19054	
	09	From 9/30/08	BO	PMGR	19054	
		To 9/30/08	BO	PMGR	17965	
08-06		BO	PMGR	17965		
5.0L	07-06		BO,VA	PMGR	17757	
6.3L	07		BO	PMGR	19051	
<b>S CLASS</b>						
3.2L	99-98		BO,VA	PMGR	17757	
	97-94		BO	PMGR	17698	
3.4L (Diesel)	95-94		BO,VA	PLGR	17040	
3.5L	12-10		BO	PMGR	19054	
3.7L	06		BO	PMGR	17965	
4.2L	99-94		BO	PMGR	17227	N17227
4.3L	06-00		BO,VA	PMGR	17757	
4.6L	09-08		BO	PMGR	19050	
	06-00		BO,VA	PMGR	17757	
5.0L	99-94		BO	PMGR	17227	N17227
	12	S600	BO	PMGR	19052	
5.5L	11-09	S550, Exc 4MATIC Models	BO	PMGR	19054	
		S550, 4MATIC Models	BO	PMGR	19115	
		S600	BO	PMGR	19052	
	08	S550, Exc 4MATIC Models	BO	PMGR	19050	
	S550, 4MATIC Models	BO	PMGR	19115		
	S600	BO	PMGR	19052		

## STARTERS / DÉMARREURS / MOTORES DE ARRANQUE

Liter Litre Litro	Year Année Año	Options Options Opciones	Mfg.	Series Série Serie	Reman	New Nouveau Nuevo
<b>MERCEDES BENZ - continued</b>						
<b>S CLASS - continued</b>						
5.5L	07	S550, Exc 4MATIC Models S550, 4MATIC Models S600, From 03/17/2007 S600, To 03/17/2007	BO	PMGR	19050	
	06-01		BO,VA	PMGR	17757	
5.8L	02-01		BO,VA	PMGR	17757	
6.0L	12-08		BO	PMGR	19052	
	07-05		BO,VA	PMGR	17757	
	99-94		BO	PLGR	17414	
6.3L	10-08		BO	PMGR	19051	
<b>SL CLASS</b>						
3.2L	97-94		BO	PMGR	17698	
5.0L	06-99		BO,VA	PMGR	17757	
	98-94		BO	PMGR	17227	N17227
5.5L	12-11	SL550	BO	PMGR	19054	
	10-09	SL550	BO	PMGR	19054	
		SL600	BO	PMGR	19052	
	08	SL55 AMG	BO,VA	PMGR	17757	
		SL550	BO	PMGR	19050	
		SL600	BO	PMGR	19052	
07	SL55 AMG	BO,VA	PMGR	17757		
	SL550	BO	PMGR	19050		
	SL600	BO,VA	PMGR	17757		
06-03		BO,VA	PMGR	17757		
6.0L	11		BO	PMGR	19035	
	10-08		BO	PMGR	19052	
	07-05		BO,VA	PMGR	17757	
	02-94		BO	PLGR	17817	
6.3L	11		BO	PMGR	19051	
	09		BO	PMGR	19051	
<b>SLK CLASS</b>						
2.3L	04-98		BO,VA	PMGR	17730	N17730
3.0L	11-10		BO	PMGR	19054	
	09-06		BO	PMGR	17965	
3.2L	04		BO	PMGR	17965	
	03-01		BO	PMGR	17852	
3.5L	11-10		BO	PMGR	19054	
	09-05		BO	PMGR	17965	
5.5L	10-05		BO,VA	PMGR	17757	
<b>SLR MCLAREN</b>						
5.5L	09-05		BO,VA	PMGR	17757	
<b>MERCURY</b>						
<b>BOBCAT</b>						
2.3L (140) L4	80-78		FD	DD	3191	N3191
	77	w/B+ Post on Side of Starter	FD	DD	3191	N3191
		w/B+ Tab on Rear of Starter	FD	DD	3191	N3191
			FD	DD	3191	N3191
2.8L (171) V6	79-78		FD	DD	3188	N3188
	77	w/2 Mtg Holes	FD	DD	3188	N3188
		w/3 Mtg Holes	FD	DD	3188	N3188
76-75		FD	DD	3188	N3188	
<b>BREEZEWAY</b>						
6.4L (390) V8	67-65		FD	DD	3131	
6.7L (410) V8	67-66		FD	DD	3131	
7.0L (427) V8	65		FD	DD	3131	
7.0L (428) V8	67-66		FD	DD	3131	



## STARTERS / DÉMARREURS / MOTORES DE ARRANQUE

Liter Litre Litro	Year Année Año	Options Options Opciones	Mfg.	Series Série Serie	Reman	New Nouveau Nuevo
<b>MERCURY - continued</b>						
<b>BROUGHAM</b>						
6.7L (410) V8	67		FD	DD	3131	
7.0L (427) V8	67		FD	DD	3131	
7.0L (428) V8	67		FD	DD	3131	
<b>CALIENTE</b>						
3.3L (200) L6	67-66	w/AT w/MT	FD FD	DD DD	3131 3135	
	65-64		FD	DD	3131	
4.3L (260) V8	64	w/AT	FD	DD	3124	N3185
		w/MT	FD	DD	3132	
4.7L (289) V8	67-64	w/AT	FD	DD	3124	N3185
		w/MT	FD	DD	3132	
6.4L (390) V8	67-66		FD	DD	3131	
7.0L (427) V8	65		FD	DD	3131	
<b>CAPRI</b>						
1.6L (98) L4	94-91		MI,ND	DD	16922	N16922
	72	Bosch Unit	BO	DD	16405	
		Lucas Unit	LU	DD	16133	
2.0L (121) L4	74-73		BO	DD	16405	
	72-71	Bosch Unit	BO	DD	16405	
		Lucas Unit	LU	DD	16133	
2.3L (140) L4	86-85		FD	DD	3191	N3191
	84	w/Rear Threaded Boss Hole	FD	DD	3191	N3191
		wo/Rear Threaded Boss Hole	FD	DD	3175	N3191
	83-82		FD	DD	3175	N3191
	81	w/4" Diameter Case Starter	FD	DD	3175	N3191
		w/4 1/2" Diameter Case Starter	FD	DD	3191	N3191
	80-79		FD	DD	3191	N3191
78-75		BO	DD	16538		
2.6L (156) V6	73-72		BO	DD	16539	
2.8L (171) V6	79		FD	DD	3188	N3188
	78-74		BO	DD	16539	
3.3L (200) L6	82		FD	DD	3180	N3180
	81	w/AT, w/4" Diameter Case Starter	FD	DD	3180	N3180
		w/AT, w/4 1/2" Diameter Case Starter	FD	DD	3160	
		w/MT	FD	DD	3157	
	80-79	w/AT	FD	DD	3160	
		w/MT	FD	DD	3157	
67-66	w/AT	FD	DD	3131		
w/MT	FD	DD	3135			
3.8L (232) V6	86-83		FD	DD	3180	N3180
4.2L (255) V8	82-81		FD	DD	3180	N3180
	80	w/4" Diameter Case Starter	FD	DD	3180	N3180
w/4 1/2" Diameter Case Starter		FD	DD	3153	N3168	
5.0L (302) V8	86-82		FD	DD	3180	N3180
	79		FD	DD	3153	N3168
<b>COLONY PARK</b>						
4.8L (292) V8	62-61		FD	DD	3123	
5.0L (302) V8	91		FD	PMGR	3205	N3205
	90	DD Starter	FD	DD	3180	N3180
		PMGR Starter	FD	PMGR	3205	N3205
	89-81		FD	DD	3180	N3180
	80	w/4" Diameter Case Starter	FD	DD	3180	N3180
		w/4 1/2" Diameter Case Starter	FD	DD	3153	N3168
79		FD	DD	3153	N3168	

## STARTERS / DÉMARREURS / MOTORES DE ARRANQUE

Liter Litre Litro	Year Année Año	Options Options Opciones	Mfg.	Series Série Serie	Reman	New Nouveau Nuevo
<b>MERCURY - continued</b>						
<b>COLONY PARK - continued</b>						
5.8L (351) V8	85		FD	DD	3180	N3180
	81		FD	DD	3180	N3180
	80	Windsor Eng, w/4" Diameter Case Starter	FD	DD	3180	N3180
		Windsor Eng, w/4 1/2" Diameter Case Starter	FD	DD	3153	N3168
	79	Modified Eng	FD	DD	3152	N3174
	73-71		FD	DD	3124	
5.8L (352) V8	61		FD	DD	3115	
6.4L (390) V8	70-65		FD	DD	3131	
	64-62		FD	DD	3123	
6.6L (400) V8	76-71		FD	DD	3149	
6.7L (410) V8	67-66		FD	DD	3131	
7.0L (427) V8	67-65		FD	DD	3131	
7.0L (428) V8	68-66		FD	DD	3131	
7.0L (429) V8	73-69		FD	DD	3142	
7.5L (460) V8	76-72		FD	DD	3142	
<b>COMET</b>						
2.4L (144) L6	64-60		FD	DD	3131	
2.8L (170) L6	72-70		FD	DD	3135	
	64-60		FD	DD	3131	
3.3L (200) L6	77	w/AT, w/B+ Post on Side of Starter	FD	DD	3131	
		w/AT, w/B+ Tab on Rear of Starter	FD	DD	3155	
		w/MT, w/B+ Post on Side of Starter	FD	DD	3135	
		w/MT, w/B+ Tab on Rear of Starter	FD	DD	3157	
	76-66	w/AT	FD	DD	3131	
	w/MT	FD	DD	3135		
	65-64		FD	DD	3131	
3.6L (221) V8	63-62	w/AT	FD	DD	3124	
		w/MT	FD	DD	3132	N3185
4.1L (250) L6	77	w/AT, w/B+ Post on Side of Starter	FD	DD	3124	
		w/AT, w/B+ Tab on Rear of Starter	FD	DD	3153	N3168
		w/MT, w/B+ Post on Side of Starter	FD	DD	3135	
		w/MT, w/B+ Tab on Rear of Starter	FD	DD	3157	
	76-69	w/AT	FD	DD	3124	
	w/MT	FD	DD	3135		
4.3L (260) V8	64-63	w/AT	FD	DD	3124	
		w/MT	FD	DD	3132	N3185
4.7L (289) V8	68-64	w/AT	FD	DD	3124	
		w/MT	FD	DD	3132	N3185
5.0L (302) V8	77	w/AT, w/B+ Post on Side of Starter	FD	DD	3124	
		w/AT, w/B+ Tab on Rear of Starter	FD	DD	3153	N3168
		w/MT, w/B+ Post on Side of Starter	FD	DD	3135	
		w/MT, w/B+ Tab on Rear of Starter	FD	DD	3154	N3185
	76-68	w/AT	FD	DD	3124	
	w/MT	FD	DD	3132	N3185	
5.8L (351) V8	69	w/AT	FD	DD	3124	
		w/MT	FD	DD	3132	N3185
6.4L (390) V8	69-66		FD	DD	3131	
7.0L (427) V8	68-65		FD	DD	3131	
7.0L (428) V8	69-68		FD	DD	3131	
<b>COMMUTER</b>						
4.7L (289) V8	67	w/AT	FD	DD	3124	
		w/MT	FD	DD	3132	N3185
5.8L (352) V8	61		FD	DD	3115	
6.4L (390) V8	67-65		FD	DD	3131	
	64-62		FD	DD	3123	
	61		FD	DD	3115	
6.7L (410) V8	67-66		FD	DD	3131	
7.0L (427) V8	67-65		FD	DD	3131	

# STARTERS / DÉMARREURS / MOTORES DE ARRANQUE

Liter Litre Litro	Year Année Año	Options Options Opciones	Mfg.	Series Série Serie	Reman	New Nouveau Nuevo	
<b>MERCURY - continued</b>							
<b>COMMUTER - continued</b>							
7.0L (428) V8	67-66		FD	DD	3131		
<b>COUGAR</b>							
<i>FORD HAS ISSUED BULLETIN # 94-26-3 WHICH INDICATES THAT 1995-92 COUGAR MODELS MAY EXHIBIT A "NO-CRANK" CONDITION DUE TO CORROSION AT THE STARTER SOLENOID CONNECTOR.</i>							
2.0L (121) L4	02-99	w/AT w/MT	FD FD	PMGR PMGR	3262 3261	N3262 N3261	
2.3L (140) L4	86-85		FD	DD	3191	N3191	
	84	w/Rear Threaded Boss Hole wo/Rear Threaded Boss Hole	FD FD	DD DD	3191 3175	N3191 N3191	
	82		FD	DD	3175	N3191	
	81	w/4" Diameter Case Starter w/4 1/2" Diameter Case Starter	FD FD	DD DD	3175 3191	N3191 N3191	
2.5L (155) V6	02-00		FD,MI	PMGR	6656	N6656	
	99		FD	PMGR	3263	N3263	
3.3L (200) L6	82	Exc XR-7 Models XR-7 Models	FD FD	DD DD	3180 3160	N3180	
	81	w/4" Diameter Case Starter w/4 1/2" Diameter Case Starter	FD FD	DD DD	3180 3160	N3180	
	80		FD	DD	3160		
3.8L (232) V6	97		FD	PMGR	3268	N3268	
	96-91		FD	PMGR	3205	N3205	
	90-89	w/Supercharger wo/Supercharger	FD FD	PMGR DD	3205 3180	N3205 N3180	
	88-82		FD	DD	3180	N3180	
4.2L (255) V8	82-81		FD	DD	3180	N3180	
	80	w/4" Diameter Case Starter w/4 1/2" Diameter Case Starter	FD FD	DD DD	3180 3153	N3180 N3168	
4.6L (281) V8	97		FD	PMGR	3267	N3267	
	96-94		FD	PMGR	3221	N3221	
4.7L (289) V8	68-67	w/AT w/MT	FD FD	DD DD	3124 3132	N3185	
	5.0L (302) V8	93-91	FD	PMGR	3205	N3205	
5.0L (302) V8	88-83		FD	DD	3180	N3180	
	81		FD	DD	3180	N3180	
	80	w/4" Diameter Case Starter w/4 1/2" Diameter Case Starter	FD FD	DD DD	3180 3153	N3180 N3168	
	79-78		FD	DD	3153	N3168	
	77	w/B+ Post on Side of Starter w/B+ Tab on Rear of Starter	FD FD	DD DD	3124 3153	N3168	
	70-68	w/AT w/MT	FD FD	DD DD	3124 3132	N3185	
	5.8L (351) V8	79-78	Modified Eng Windsor Eng	FD FD	DD DD	3152 3153	N3174 N3168
77		Modified Eng, w/B+ Post on Side of Starter Modified Eng, w/B+ Tab on Rear of Starter Windsor Eng, w/B+ Post on Side of Starter Windsor Eng, w/B+ Tab on Rear of Starter	FD FD FD FD	DD DD DD DD	3149 3152 3124 3153	N3174 N3168	
76-75		Modified Eng Windsor Eng	FD FD	DD DD	3149 3124		
74-69		w/AT w/MT	FD FD	DD DD	3124 3132	N3185	
6.4L (390) V8		69-67		FD	DD	3131	
6.6L (400) V8		78		FD	DD	3152	N3174
	77	w/B+ Post on Side of Starter w/B+ Tab on Rear of Starter	FD FD	DD DD	3149 3152	N3174	
	76-73		FD	DD	3149		
7.0L (427) V8	68		FD	DD	3131		
7.0L (428) V8	70-68		FD	DD	3131		

## STARTERS / DÉMARREURS / MOTORES DE ARRANQUE

Liter Litre Litro	Year Année Año	Options Options Opciones	Mfg.	Series Série Serie	Reman	New Nouveau Nuevo
<b>MERCURY - continued</b>						
<b>COUGAR - continued</b>						
7.0L (429) V8	71-69		FD	DD	3142	
7.5L (460) V8	76-73		FD	DD	3142	
<b>COUNTRY CRUISER</b>						
3.6L (221) V8	63	w/AT w/MT	FD FD	DD DD	3124 3132	N3185
<b>CYCLONE</b>						
3.3L (200) L6	68	w/AT	FD	DD	3131	
		w/MT	FD	DD	3135	
	64		FD	DD	3131	
4.3L (260) V8	64	w/AT	FD	DD	3124	
		w/MT	FD	DD	3132	N3185
4.7L (289) V8	67-64	w/AT	FD	DD	3124	
		w/MT	FD	DD	3132	N3185
5.0L (302) V8	71-68	w/AT	FD	DD	3124	
		w/MT	FD	DD	3132	N3185
5.8L (351) V8	71-69	w/AT	FD	DD	3124	
		w/MT	FD	DD	3132	N3185
6.4L (390) V8	69-66		FD	DD	3131	
7.0L (427) V8	65		FD	DD	3131	
7.0L (428) V8	69-68		FD	DD	3131	
7.0L (429) V8	71-70		FD	DD	3142	
<b>GRAND MARQUIS - SEE MARQUIS</b>						
<b>LN7</b>						
1.6L (98) L4	83-82		FD	DD	3181	
<b>LYNX</b>						
1.6L (98) L4	85-81		FD	DD	3181	
1.9L (116) L4	87-85		FD	DD	3196	N3196
2.0L (121) L4 (Diesel)	87-84		FD	OSGR	3194	
<b>MARAUDER</b>						
4.6L (281) V8	04-03		FD	PMGR	3267	N3267
6.4L (390) V8	70-65		FD	DD	3131	
	64-63		FD	DD	3123	
7.0L (427) V8	65		FD	DD	3131	
7.0L (429) V8	70-69		FD	DD	3142	
<b>MARINER</b>						
2.3L (140) L4	08-05		FD	PMGR	6674	N6674
2.5L (152) L4	11-09		FD	PMGR	6674	N6674
3.0L (182) V6	11	To 08/12/2010	FD	PMGR	6676	N6676
	10-05		FD	PMGR	6676	N6676
<b>MARQUIS</b>						
<i>THERE ARE 2 DIFFERENT STARTERS USED ON FORD 4.6L ENGINES. THE 3242 IS A 2-BOLT PATTERN AND THE 3221 IS A 3-BOLT PATTERN.</i>						
<i>FORD TSB # 94-18-3 REFERENCES A "NO CRANK" PROBLEM IN 1994-92 GRAND MARQUIS's. THIS PROBLEM IS DUE TO A CORROSION BUILD-UP AT THE SOLENOID CONNECTOR.</i>						
2.3L (140) L4	86-85		FD	DD	3191	N3191
	84	w/Rear Threaded Boss Hole	FD	DD	3191	N3191
		wo/Rear Threaded Boss Hole	FD	DD	3175	N3191
	83		FD	DD	3175	N3191
3.3L (200) L6	83		FD	DD	3180	N3180
3.8L (232) V6	86-83		FD	DD	3180	N3180
4.2L (255) V8	82-81		FD	DD	3180	N3180
4.6L (281) V8	11-96		FD	PMGR	3267	N3267
	95-93		FD	PMGR	3221	N3221
	92	w/2 Mtg Holes	FD	PMGR	3242	N3242
w/3 Mtg Holes		FD	PMGR	3221	N3221	

## STARTERS / DÉMARREURS / MOTORES DE ARRANQUE

Liter Litre Litro	Year Année Año	Options Options Opciones	Mfg.	Series Série Serie	Reman	New Nouveau Nuevo
<b>MERCURY - continued</b>						
<b>MARQUIS - continued</b>						
4.7L (289) V8	68	w/AT w/MT	FD FD	DD DD	3124 3132	N3185
5.0L (302) V8	91		FD	PMGR	3205	N3205
	90	DD Starter PMGR Starter	FD FD	DD PMGR	3180 3205	N3180 N3205
	89-81		FD	DD	3180	N3180
	80	w/4" Diameter Case Starter w/4 1/2" Diameter Case Starter	FD FD	DD DD	3180 3153	N3180 N3168
	79		FD	DD	3153	N3168
	71	w/AT w/MT	FD FD	DD DD	3124 3132	N3185
5.8L (351) V8	89-81		FD	DD	3180	N3180
	80	w/4" Diameter Case Starter w/4 1/2" Diameter Case Starter	FD FD	DD DD	3180 3153	N3180 N3168
	79-78	Modified Eng Windsor Eng	FD FD	DD DD	3152 3153	N3174 N3168
	73-71		FD	DD	3124	
6.4L (390) V8	70-65		FD	DD	3131	
	64-62		FD	DD	3123	
	61		FD	DD	3115	
6.6L (400) V8	78		FD	DD	3152	N3174
	77	w/B+ Post on Side of Starter w/B+ Tab on Rear of Starter	FD FD	DD DD	3149 3152	N3174
	76-71		FD	DD	3149	
6.7L (410) V8	67-66		FD	DD	3131	
7.0L (427) V8	67-65		FD	DD	3131	
	64-63		FD	DD	3123	
7.0L (428) V8	70-66		FD	DD	3131	
7.0L (429) V8	73-71		FD	DD	3142	
	70	w/Solenoid On Starter wo/Solenoid On Starter	FD FD	DD DD	3142 3149	
	69		FD	DD	3142	
7.5L (460) V8	78		FD	DD	3152	N3174
	77	w/Solenoid On Starter wo/Solenoid On Starter	FD FD	DD DD	3142 3152	N3174
	76-72		FD	DD	3142	
<b>METEOR</b>						
2.8L (170) L6	63-62		FD	DD	3131	
3.6L (221) V8	63-62	w/AT	FD	DD	3124	
		w/MT	FD	DD	3132	N3185
5.8L (352) V8	61		FD	DD	3115	
6.4L (390) V8	61		FD	DD	3115	
<b>MILAN</b>						
2.3L (140) L4	09-06		MI	PMGR	17944	
2.5L (152) L4	11		FD	PMGR	6674	N6674
	10		MI	PMGR	17944	
3.0L (183) V6	09-06		MI	PMGR	17945	
<b>MONARCH</b>						
3.3L (200) L6	77	w/AT, w/B+ Post on Side of Starter	FD	DD	3131	
		w/AT, w/B+ Tab on Rear of Starter	FD	DD	3155	
		w/MT, w/B+ Post on Side of Starter	FD	DD	3135	
		w/MT, w/B+ Tab on Rear of Starter	FD	DD	3157	
	76-75	w/AT w/MT	FD FD	DD DD	3131 3135	
3.8L (232) V6	82		FD	DD	3180	N3180

## STARTERS / DÉMARREURS / MOTORES DE ARRANQUE

Liter Litre Litro	Year Année Año	Options Options Opciones	Mfg.	Series Série Serie	Reman	New Nouveau Nuevo
<b>MERCURY - continued</b>						
<b>MONARCH - continued</b>						
4.1L (250) L6	80-78		FD	DD	3153	N3168
	77	w/B+ Post on Side of Starter	FD	DD	3124	
		w/B+ Tab on Rear of Starter	FD	DD	3153	N3168
	76-75		FD	DD	3124	
4.2L (255) V8	80		FD	DD	3180	N3180
5.0L (302) V8	80	w/AT, w/4" Diameter Case Starter	FD	DD	3180	N3180
		w/AT, w/4 1/2" Diameter Case Starter	FD	DD	3153	N3168
		w/MT	FD	DD	3154	N3185
	79-78	w/AT	FD	DD	3153	N3168
		w/MT	FD	DD	3154	N3185
	77	w/AT, w/B+ Post on Side of Starter	FD	DD	3124	
w/AT, w/B+ Tab on Rear of Starter		FD	DD	3153	N3168	
w/MT, w/B+ Post on Side of Starter		FD	DD	3132	N3185	
	76-75	w/MT, w/B+ Tab on Rear of Starter	FD	DD	3154	N3185
		w/AT	FD	DD	3124	
		w/MT	FD	DD	3132	N3185
5.8L (351) V8	77	w/B+ Post on Side of Starter	FD	DD	3124	
		w/B+ Tab on Rear of Starter	FD	DD	3153	N3168
	76-75		FD	DD	3124	
<b>MONTCLAIR</b>						
6.4L (390) V8	68-65		FD	DD	3131	
	64-62		FD	DD	3123	
	61		FD	DD	3115	
6.7L (410) V8	67-66		FD	DD	3131	
7.0L (427) V8	67-65		FD	DD	3131	
	64-63		FD	DD	3123	
7.0L (428) V8	68-66		FD	DD	3131	
<b>MONTEGO</b>						
3.0L (183) V6	07-05		FD	PMGR	6677	N6677
3.3L (200) L6	68	w/AT	FD	DD	3131	
		w/MT	FD	DD	3135	
4.1L (250) L6	74-69		FD	DD	3124	
5.0L (302) V8	74-68	w/AT	FD	DD	3124	
		w/MT	FD	DD	3132	N3185
5.8L (351) V8	76-74	Modified Eng	FD	DD	3149	
		Windsor Eng, w/AT	FD	DD	3124	
		Windsor Eng, w/MT	FD	DD	3132	N3185
	73-69	w/AT	FD	DD	3124	
w/MT		FD	DD	3132	N3185	
6.4L (390) V8	70-68		FD	DD	3131	
6.6L (400) V8	76-72	w/Attached Solenoid	FD	DD	3142	
		wo/Attached Solenoid	FD	DD	3149	
7.0L (428) V8	69-68		FD	DD	3131	
7.0L (429) V8	73-70		FD	DD	3142	
7.5L (460) V8	76-73		FD	DD	3142	
<b>MONTEREY</b>						
4.2L (256) V6	07-04		FD	PMGR	6678	N6678
4.8L (292) V8	62		FD	DD	3123	
5.0L (302) V8	71	w/AT	FD	DD	3124	
		w/MT	FD	DD	3132	N3185
5.8L (351) V8	73-71		FD	DD	3124	
5.8L (352) V8	61		FD	DD	3115	
6.4L (390) V8	70-65		FD	DD	3131	
	64-62		FD	DD	3123	
	61		FD	DD	3115	
6.6L (400) V8	74-71		FD	DD	3149	
6.7L (410) V8	67-66		FD	DD	3131	

## STARTERS / DÉMARREURS / MOTORES DE ARRANQUE

Liter Litre Litro	Year Année Año	Options Options Opciones	Mfg.	Series Série Serie	Reman	New Nouveau Nuevo
<b>MERCURY - continued</b>						
<b>MONTEREY - continued</b>						
7.0L (427) V8	67-65		FD	DD	3131	
	64-63		FD	DD	3123	
7.0L (428) V8	70-66		FD	DD	3131	
7.0L (429) V8	73-69		FD	DD	3142	
7.5L (460) V8	74-72		FD	DD	3142	
<b>MOUNTAINEER</b>						
4.0L (245) V6	10-98		FD	PMGR	3273	N3273
4.6L (281) V8	10-02		FD	PMGR	6658	N6658
5.0L (302) V8	01-98		FD	PMGR	3274	N3274
	97	w/Post "S" Terminal on Solenoid	FD	PMGR	3274	N3274
		w/Spade "S" Terminal on Solenoid	FD	PMGR	3269	N3269
<b>MYSTIQUE</b>						
2.0L (121) L4	00-95	w/AT	FD	PMGR	3262	N3262
		w/MT	FD	PMGR	3261	N3261
2.5L (155) V6	00-95		FD	PMGR	3263	N3263
<b>PARKLANE</b>						
6.4L (390) V8	68-65		FD	DD	3131	
	64-62		FD	DD	3123	
	61		FD	DD	3115	
6.7L (410) V8	67-66		FD	DD	3131	
7.0L (427) V8	67-65		FD	DD	3131	
	64-63		FD	DD	3123	
7.0L (428) V8	68-66		FD	DD	3131	
<b>SABLE</b>						
<i>FORD BULLETIN # 94-26-3 INDICATES THAT 1995-92 MODELS MAY EXHIBIT A "NO-CRANK" CONDITION DUE TO CORROSION AT THE SOLENOID CONNECTOR.</i>						
2.5L (153) L4	86		FD	DD	3189	
3.0L (182) V6	05-01	DOHC	FD	PMGR	6643	N6643
		OHV	FD	PMGR	6642	N6642
	00	DOHC	FD	PMGR	3264	N3264
		OHV	FD	PMGR	6642	N6642
	99-98	DOHC	FD	PMGR	3266	N3266
		OHV	FD	PMGR	3270	N3270
	97-96	DOHC	FD	PMGR	3266	N3266
		OHV	FD	PMGR	3204	N3204
95-92		FD	PMGR	3204	N3204	
91-86		FD	DD	3198	N3198	
3.5L (213) V6	09-08		FD	PMGR	6692	
3.8L (232) V6	95-92		FD	PMGR	3204	N3204
	91	Exc Station Wagon	FD	DD	3198	N3198
		Station Wagon	FD	PMGR	3204	N3204
	90	Exc Station Wagon	FD	DD	3198	N3198
		Station Wagon, DD Starter	FD	DD	3198	N3198
Station Wagon, PMGR Starter	FD	PMGR	3204	N3204		
89-88		FD	DD	3198	N3198	
<b>TOPAZ</b>						
2.0L (121) L4 (Diesel)	86-84		FD	OSGR	3194	
2.3L (140) L4	94-91		FD	PMGR	3213	N3213
	90-88		FD	DD	3189	
		87	From 11/1986 To 11/1986	FD	DD	3189
	86-84		FD	DD	3187	N3187
3.0L (182) V6	94-92		FD	PMGR	3204	N3204
<b>TRACER</b>						
1.6L (98) L4	89-87		MI,ND	DD	16922	N16922
1.8L (112) L4	96-91		FD	PMGR	3214	N3214

## STARTERS / DÉMARREURS / MOTORES DE ARRANQUE

Liter Litre Litro	Year Année Año	Options Options Opciones	Mfg.	Series Série Serie	Reman	New Nouveau Nuevo
<b>MERCURY - continued</b>						
<b>TRACER - continued</b>						
1.9L (116) L4	96-91		FD	PMGR	3217	N3217
2.0L (121) L4	99-98		FD	PMGR	6645	N6645
	97		FD	PMGR	3217	N3217
<b>VILLAGER CAR</b>						
2.4L (144) L6	63-62		FD	DD	3131	
3.3L (200) L6	67-66	w/AT	FD	DD	3131	
		w/MT	FD	DD	3135	
	65-64		FD	DD	3131	
4.3L (260) V8	64-63	w/AT	FD	DD	3124	
		w/MT	FD	DD	3132	N3185
4.7L (289) V8	67-64	w/AT	FD	DD	3124	
		w/MT	FD	DD	3132	N3185
6.4L (390) V8	67-66		FD	DD	3131	
7.0L (427) V8	65		FD	DD	3131	
<b>VILLAGER VAN</b>						
3.0L (182) V6	98-93		HI,MI	PMGR	17479	N17479
3.3L (201) V6	02-99		HI,MI	PMGR	17479	N17479
<b>VOYAGER</b>						
3.3L (200) L6	67-66	w/AT	FD	DD	3131	
		w/MT	FD	DD	3135	
4.7L (289) V8	67-66	w/AT	FD	DD	3124	
		w/MT	FD	DD	3132	N3185
6.4L (390) V8	67-66		FD	DD	3131	
<b>ZEPHYR</b>						
2.3L (140) L4	83-82		FD	DD	3175	N3191
	81	w/4" Diameter Case Starter	FD	DD	3175	N3191
		w/4 1/2" Diameter Case Starter	FD	DD	3191	N3191
	80-78		FD	DD	3191	N3191
3.3L (200) L6	83-82		FD	DD	3180	N3180
	81	w/AT, w/4" Diameter Case Starter	FD	DD	3180	N3180
		w/AT, w/4 1/2" Diameter Case Starter	FD	DD	3160	
		w/MT	FD	DD	3157	
	80-78	w/AT	FD	DD	3160	
		w/MT	FD	DD	3157	
4.2L (255) V8	82-81		FD	DD	3180	N3180
	80	w/4" Diameter Case Starter	FD	DD	3180	N3180
			w/4 1/2" Diameter Case Starter	FD	DD	3153
5.0L (302) V8	79-78	w/AT	FD	DD	3153	N3168
		w/MT	FD	DD	3154	N3185
<b>OLDER MODELS</b>						
4.8L (292) V8	62		FD	DD	3123	
5.1L (312) V8	62		FD	DD	3123	
5.8L (352) V8	64-63		FD	DD	3123	
	61-58		FD	DD	3115	
6.4L (390) V8	66		FD	DD	3131	
	64-62		FD	DD	3123	
	61		FD	DD	3115	
6.6L (406) V8	64-62		FD	DD	3123	
	61		FD	DD	3115	
6.7L (410) V8	66		FD	DD	3131	
7.0L (427) V8	66-64		FD	DD	3131	
7.0L (428) V8	66		FD	DD	3131	
<b>MERKUR</b>						
<b>SCORPIO</b>						
2.9L (177) V6	89-88		BO	PMGR	17011	



## STARTERS / DÉMARREURS / MOTORES DE ARRANQUE

Liter Litre Litro	Year Année Año	Options Options Opciones	Mfg.	Series Série Serie	Reman	New Nouveau Nuevo
<b>MERKUR - continued</b>						
<b>XR4TI</b>						
2.3L (140) L4	89-85		FD	DD	3191	N3191
<b>MG</b>						
<b>1300</b>						
1.3L	69-68		LU	DD	16121	
<b>MGA</b>						
1.5L	59-56		LU	DD	16121	
1.6L	62-60		LU	DD	16121	
<b>MGB</b>						
1.8L	80-68		LU	DD	16164	
	67-63		LU	DD	16132	
<b>MG-TD</b>						
1.3L	54-50		LU	DD	16121	
<b>MG-TF</b>						
1.3L	54-53		LU	DD	16121	
1.5L	55-54		LU	DD	16121	
<b>MIDGET</b>						
1.0L	62		LU	DD	16121	
1.1L	66-61		LU	DD	16121	
1.3L	74-67		LU	DD	16121	
1.5L	79-74		LU	DD	16121	
<b>MINI</b>						
<b>COOPER</b>						
1.6L	09	w/Turbo, Exc Convertible	BO	PMGR	19000	
		w/Turbo, Convertible	BO	PMGR	17854	
		wo/Turbo, w/AT	BO	PMGR	17854	
		wo/Turbo, w/MT	BO	PMGR	17855	
	08	Exc Convertible	BO	PMGR	19000	
		Convertible, Exc Type S Models, w/AT	BO	PMGR	17854	
		Convertible, Exc Type S Models, w/MT	BO	PMGR	17855	
		Convertible, Type S Models	BO	PMGR	17854	
	07	Convertible, Exc Type S Models, w/AT	BO	PMGR	17854	
		Convertible, Exc Type S Models, w/MT	BO	PMGR	17855	
		Convertible, Type S Models	BO	PMGR	17854	
	06-02	w/AT	BO	PMGR	17854	
w/MT		BO	PMGR	17855		
<b>COOPER CLUBMAN</b>						
1.6L	09-08	w/Turbo	BO	PMGR	19000	
		wo/Turbo, w/AT	BO	PMGR	17854	
		wo/Turbo, w/MT	BO	PMGR	17855	
<b>MITSUBISHI</b>						
<b>3000 GT</b>						
<i>IN CARS BUILT FROM 1994-ON, SOME OF THE STARTERS HAD A HEAT SHIELD ATTACHED. IN ORDER TO RE-ATTACH THE SHIELD, A STARTER MUST HAVE THE PROPER HOLES TAPPED FOR IT. IF THE HEAT SHIELD IS NOT TO BE RE-USED, IT DOES NOT MATTER WHETHER THE HOLES ARE PRESENT OR NOT.</i>						
3.0L	99-96	w/Turbo	MD,MI	PMGR	17131	N17131
		wo/Turbo, w/AT	MI	PMGR	17566	
		wo/Turbo, w/MT	MI	PMGR	17557	N17557
	95-94	w/Turbo	MD,MI	PMGR	17131	N17131
		wo/Turbo, w/AT, California	MI	PMGR	17566	
		wo/Turbo, w/AT, Federal	MD,MI	PMGR	17221	N17221
		wo/Turbo, w/MT, California	MI	PMGR	17557	N17557
		wo/Turbo, w/MT, Federal	MD,MI	PMGR	17131	N17131
	93-91	w/AT	MD,MI	PMGR	17221	N17221
		w/MT	MD,MI	PMGR	17131	N17131

## STARTERS / DÉMARREURS / MOTORES DE ARRANQUE

Liter Litre Litro	Year Année Año	Options Options Opciones	Mfg.	Series Série Serie	Reman	New Nouveau Nuevo
<b>MITSUBISHI - continued</b>						
<b>CORDIA</b>						
1.8L	88-87		MD,MI	PMDD	16940	N16940
	86	From Mid 1986	MD,MI	PMDD	16940	N16940
		To Mid 1986	MI	DD	16514	N16940
	85-83		MI	DD	16514	N16940
2.0L	88-87	w/AT	MD,MI	PMGR	16939	N16939
		w/MT	MD,MI	PMDD	16940	N16940
	86	w/AT, w/Nose Cone	MD,MI	PMGR	16939	N16939
		w/AT, wo/Nose Cone	MI	OSGR	16720	
		w/MT, From Mid 1986	MD,MI	PMDD	16940	N16940
	85-84	w/MT, To Mid 1986	MI	DD	16514	N16940
w/AT		MI	OSGR	16720		
	w/MT	MI	DD	16514	N16940	
<b>DIAMANTE</b>						
<i>THE DIAMANTE USES THE 17221 FOR MOST OF IT'S APPLICATIONS. IN CARS BUILT FROM 1993-ON, HOWEVER, SOME OF THE STARTERS HAD A HEAT SHIELD ATTACHED. IN ORDER TO RE-ATTACH THE SHIELD, A STARTER MUST HAVE THE PROPER HOLES TAPPED FOR IT. IF THE HEAT SHIELD IS NOT TO BE RE-USED, IT DOES NOT MATTER WHETHER THE HOLES ARE PRESENT OR NOT.</i>						
3.0L	96-95	w/Heat Shield	MI	PMGR	17566	
		wo/Heat Shield	MD,MI	PMGR	17221	N17221
	94	DOHC	MD,MI	PMGR	17221	N17221
		SOHC, California SOHC, Federal	MI MD,MI	PMGR PMGR	17566 17221	 N17221
	93-92		MD,MI	PMGR	17221	N17221
3.5L	04-97		BO	PMGR	17731	N17731
<b>ECLIPSE</b>						
<i>THE DISTANCE FROM THE MOUNTING SURFACE TO THE END OF THE DRIVE PINION IS SHORTER ON THE 17288 THAN IT IS ON THE 16940. IT IS IMPORTANT TO VERIFY THE OEM NUMBER OF (AND VISUALLY COMPARE) THE UNIT COMING OUT WHEN INSTALLING A REPLACEMENT. THE OEM NUMBER COMING OUT MUST DICTATE WHAT GOES BACK IN.</i>						
1.8L	94-91	w/AT	MD,MI	DD	17288	N17288
		w/MT	MD,MI	PMDD	16940	N16940
	90		MD,MI	PMDD	16940	N16940
2.0L	99-98	w/Turbo, w/AT	MD,MI	PMGR	17217	N17217
		w/Turbo, w/MT	MI	PMGR	17768	N17768
		wo/Turbo	BO	PMGR	17563	N17563
	97-95	w/Turbo, w/AT	MD,MI	PMGR	17217	N17217
		w/Turbo, w/MT	MD,MI	PMGR	16939	N16939
		wo/Turbo	BO	PMGR	17563	N17563
	94-92	AWD	MD,MI	PMGR	16939	N16939
		FWD, w/Turbo	MD,MI	PMGR	16939	N16939
		FWD, wo/Turbo, w/AT FWD, wo/Turbo, w/MT	MD,MI MD,MI	PMGR PMGR	17217 16939	N17217 N16939
	91	w/Turbo	MD,MI	PMGR	16939	N16939
wo/Turbo, w/AT		MD,MI	PMGR	17217	N17217	
wo/Turbo, w/MT		MD,MI	PMGR	16939	N16939	
	90		MD,MI	PMGR	16939	N16939
2.4L	12-06		MI	PMGR	17931	
	05-00		MI	PMGR	17796	N17796
	99-96	w/AT	MD,MI	PMGR	17217	N17217
w/MT		MD,MI	PMGR	16939	N16939	
3.0L	05-00		MI	PMGR	17795	N17795
3.8L	12-06		MI	PMGR	17907	
<b>ENDEAVOR</b>						
3.8L	11-10		MI	PMGR	17907	
	08-04		MI	PMGR	17907	
<b>EXPO</b>						
1.8L	94-92	w/AT	MI	PMGR	17214	
		w/MT	MI	DD	17212	
2.4L	96-93	w/AT	MD,MI	PMGR	17217	N17217
		w/MT	MD,MI	PMGR	16939	N16939

## STARTERS / DÉMARREURS / MOTORES DE ARRANQUE

Liter Litre Litro	Year Année Año	Options Options Opciones	Mfg.	Series Série Serie	Reman	New Nouveau Nuevo
<b>MITSUBISHI - continued</b>						
<b>EXPO - continued</b>						
2.4L	92	DD Starter PMGR Starter	MD,MI MD,MI	PMDD PMGR	16940 16939	N16940 N16939
<b>EXPO LRV - SEE EXPO</b>						
<b>GALANT</b>						
2.0L	93	w/AT	MD,MI	PMGR	17217	N17217
		w/MT	MD,MI	PMGR	16939	N16939
	92	w/Turbo	MD,MI	PMGR	16939	N16939
		wo/Turbo, w/AT	MD,MI	PMGR	17217	N17217
		wo/Turbo, w/MT	MD,MI	PMGR	16939	N16939
	91	w/Turbo	MD,MI	PMGR	16939	N16939
		wo/Turbo, DOHC, w/AT	MD,MI	PMGR	17217	N17217
		wo/Turbo, DOHC, w/MT	MD,MI	PMGR	16939	N16939
		wo/Turbo, SOHC, w/AT	MD,MI	PMGR	17217	N17217
		wo/Turbo, SOHC, w/MT	MD,MI	PMDD	16940	N16940
	90	DOHC, 2WD, w/AT	MD,MI	PMGR	17217	N17217
		DOHC, 2WD, w/MT	MD,MI	PMGR	16939	N16939
DOHC, 4WD		MD,MI	PMGR	16939	N16939	
SOHC, w/AT, 1st Prod		MD,MI	PMGR	16939	N16939	
SOHC, w/AT, 2nd Prod		MD,MI	PMGR	17217	N17217	
SOHC, w/MT		MD,MI	PMDD	16940	N16940	
89	DOHC	MD,MI	PMGR	16939	N16939	
	SOHC, w/AT	MD,MI	PMGR	16939	N16939	
	SOHC, w/MT	MD,MI	PMDD	16940	N16940	
2.4L	11-04		MI	PMGR	17931	
	03-99		MI	PMGR	17796	N17796
	98-94	w/AT	MD,MI	PMGR	17217	N17217
		w/MT	MD,MI	PMGR	16939	N16939
	87		MD,MI	PMGR	16939	N16939
86-85		MI	OSGR	16720		
3.0L	03-99		MI	PMGR	17795	N17795
	90-88		MD,MI	PMGR	17131	N17131
3.8L	09-04		MI	PMGR	17907	
<b>LANCER</b>						
2.0L	11	w/Turbo, Exc Evolution GSR Models	MI	PMGR	19105	
		wo/Turbo, To 11/2010	MI	PMGR	19037	
	10	w/Turbo, Exc Evolution GSR Models	MI	PMGR	19105	
		w/Turbo, Evolution GSR Models	MI	PMGR	19037	
	09	w/Turbo	MI	PMGR	19105	
		wo/Turbo	MI	PMGR	19037	
	08	Exc Evolution MR	MI	PMGR	19037	
		Evolution MR	MI	PMGR	19105	
	07		MI	PMGR	17905	
	06-05	w/Turbo	MI	PMGR	19038	
		wo/Turbo	MI	PMGR	17905	
	04	w/Turbo, From 2/2004	MI	PMGR	19038	
w/Turbo, To 2/2004		MI	PMGR	17906		
wo/Turbo		MI	PMGR	17905		
03	w/Turbo	MI	PMGR	17906		
	wo/Turbo, From 11/2002	MI	PMGR	17905		
	wo/Turbo, To 10/2002	MI	PMGR	17772	N17772	
02		MI	PMGR	17772	N17772	
2.4L	11	To 11/03/2010	MI	PMGR	19037	
	10-09		MI	PMGR	19037	
	06-04		MI	PMGR	17931	

## STARTERS / DÉMARREURS / MOTORES DE ARRANQUE

Liter Litre Litro	Year Année Año	Options Options Opciones	Mfg.	Series Série Serie	Reman	New Nouveau Nuevo
<b>MITSUBISHI - continued</b>						
<b>MIRAGE</b>						
<i>CARE MUST BE TAKEN WHEN REPLACING STARTERS ON MIRAGE. THE DISTANCE FROM THE MOUNTING SURFACE TO THE END OF THE DRIVE PINION IS SHORTER ON THE 17288 THAN IT IS ON THE 16940. IT IS IMPORTANT TO VERIFY THE OEM NUMBER OF (AND VISUALLY COMPARE) THE UNIT COMING OUT WHEN INSTALLING A REPLACEMENT.</i>						
1.5L	02-00	w/AT w/MT	MI	PMGR DD	17772 17733	N17772 N17733
	99-97	w/AT w/MT	MI	DD DD	17732 17733	N17732 N17733
	96-93		MD,MI	PMDD	16940	N16940
	92-91	w/AT, Hatchback	MD,MI	PMDD	16940	N16940
		w/AT, Sedan w/MT	MD,MI MD,MI	DD PMDD	17288 16940	N17288 N16940
	90-86		MD,MI	PMDD	16940	N16940
	85	w/AT	MD,MI	PMDD	16940	N16940
		w/MT	MD,MI	PMDD	16940	N16940
1.6L	92-91	w/AT	MD,MI	PMGR	17217	N17217
		w/MT	MD,MI	PMGR	16939	N16939
	90-89		MD,MI	PMGR	16939	N16939
	88-86		MD,MI	PMDD	16940	N16940
	85	w/AT	MD,MI	PMDD	16940	N16940
w/MT		MD,MI	PMDD	16940	N16940	
1.8L	02-99		MI	PMGR	17772	N17772
	98	w/AT	MI	PMGR	17772	N17772
		w/MT	MI	DD	17732	N17732
	97	w/AT	MI	PMGR	17734	
		w/MT	MI	DD	17732	N17732
96-93	w/AT w/MT	MI MI	PMGR DD	17214 17212		
<b>MONTERO</b>						
2.4L	99-98		MI	PMGR	17773	
	97		MD,MI	PMGR	16939	N16939
2.6L	89-87		MD,MI	PMGR	16939	N16939
	86	w/Nose Cone	MD,MI	PMGR	16939	N16939
		wo/Nose Cone	MI	OSGR	16720	
	85		MI	OSGR	16720	
	84	w/AT	MI	OSGR	16720	
w/MT, w/Nose Cone w/MT, wo/Nose Cone		MI MI	DD OSGR	16514 16720	N16940	
83		MI	DD	16514	N16940	
3.0L	04-00		MI	PMGR	17775	N17775
	99-89		MD,MI	PMGR	17131	N17131
3.5L	04-03		MI	PMGR	17775	N17775
	02-99	Exc Montero Sport	MD,MI	PMGR	17131	N17131
		Montero Sport	MI	PMGR	17775	N17775
98-94		MD,MI	PMGR	17131	N17131	
3.8L	06-03		MI	PMGR	17775	N17775
<b>OUTLANDER</b>						
2.4L	10-08		MI	PMGR	19037	
	06-04		MI	PMGR	17931	
	03		MI	PMGR	17796	N17796
3.0L	09-07		MI	PMGR	19039	
<b>PICKUP</b>						
<i>SOME OF THE STARTERS FOR THE FOLLOWING PICKUP TRUCKS CAME WITH AN "IGNITION BYPASS" WIRE OFF THE STARTER SOLENOID, WHICH WAS A 12 VOLT OUTPUT TERMINAL THAT WAS HOT ONLY WHILE THE STARTER WAS CRANKING. THIS TERMINAL IS NOT NEEDED FOR STARTER OPERATION. THE APPLICATION SECTION BELOW LISTS BOTH STARTERS "WITH" AND "WITHOUT" THIS WIRE. THE WIRE IS THE ONLY DIFFERENCE.</i>						
2.0L	89-87	w/AT	MD,MI	PMGR	16939	N16939
		w/MT	MD,MI	PMDD	16940	N16940
	86-85	w/AT	MI	OSGR	16866	
		w/MT	MI	DD	16938	

## STARTERS / DÉMARREURS / MOTORES DE ARRANQUE

Liter Litre Litro	Year Année Año	Options Options Opciones	Mfg.	Series Série Serie	Reman	New Nouveau Nuevo
<b>MITSUBISHI - continued</b>						
<b>PICKUP - continued</b>						
2.0L	84	w/AT, w/Ignition Bypass Wire	MI	OSGR	16866	N16940
		w/AT, wo/Ignition Bypass Wire	MI	OSGR	16720	
		w/MT, w/Ignition Bypass Wire	MI	DD	16938	
		w/MT, wo/Ignition Bypass Wire	MI	DD	16514	
2.3L (Diesel)	85-84		MI	OSGR	16854	
	83	From Mid 1983 To Mid 1983	MI	OSGR	16854	
2.4L	96-90	w/AT	MD,MI	PMGR	16939	N16939
		w/MT	MD,MI	PMDD	16940	N16940
2.6L	89-87		MD,MI	PMGR	16939	N16939
	86-85		MI	OSGR	16866	
	84	w/Ignition Bypass Wire	MI	OSGR	16866	N16940
		wo/Ignition Bypass Wire, w/AT wo/Ignition Bypass Wire, w/MT	MI	OSGR	16720	
3.0L	95-90	w/AT	MI	OSGR	16720	N16940
		w/MT	MI	DD	16514	N16940
<b>PRECIS</b>						
<i>CARE MUST BE TAKEN WHEN REPLACING STARTERS ON PRECIS. THE DISTANCE FROM THE MOUNTING SURFACE TO THE END OF THE DRIVE PINION IS SHORTER ON THE 17288 THAN IT IS ON THE 16940. IT IS IMPORTANT TO VERIFY THE OEM NUMBER OF (AND VISUALLY COMPARE) THE UNIT COMING OUT WHEN INSTALLING A REPLACEMENT.</i>						
1.5L	94-92	w/AT	MD,MI	DD	17288	N17288
		w/MT	MD,MI	PMDD	16940	N16940
	91-87		MD,MI	PMDD	16940	N16940
<b>RAIDER</b>						
3.7L (226) V6	09-06	w/AT	ND	PLGR	17950	N17950
		w/MT	ND	OSGR	17894	
4.7L (285) V8	07-06	w/AT	ND	PLGR	17950	N17950
		w/MT	ND	OSGR	17894	
<b>SIGMA</b>						
3.0L	90-88		MD,MI	PMGR	17131	N17131
<b>STARION</b>						
2.6L	89-85		MI	OSGR	16720	
	84	w/Nose Cone	MI	DD	16514	N16940
		wo/Nose Cone	MI	OSGR	16720	
83		MI	DD	16514	N16940	
<b>TREDIA</b>						
1.8L	88-87		MD,MI	PMDD	16940	N16940
	86	From Mid 1986 To Mid 1986	MD,MI	PMDD	16940	N16940
			MI	DD	16514	N16940
	85-83		MI	DD	16514	N16940
2.0L	88-87	w/AT	MD,MI	PMGR	16939	N16939
		w/MT	MD,MI	PMDD	16940	N16940
	86	w/AT, w/Nose Cone	MD,MI	PMGR	16939	N16939
		w/AT, wo/Nose Cone	MI	OSGR	16720	
		w/MT, From Mid 1986 w/MT, To Mid 1986	MD,MI	PMDD	16940	N16940
	85-84	w/AT	MI	OSGR	16720	N16940
w/MT		MI	DD	16514	N16940	
<b>VAN</b>						
2.4L	90-87		MD,MI	PMGR	16939	N16939

## STARTERS / DÉMARREURS / MOTORES DE ARRANQUE

Liter Litre Litro	Year Année Año	Options Options Opciones	Mfg.	Series Série Serie	Reman	New Nouveau Nuevo
<b>NISSAN</b>						
<i>MANY OF THE LATE MODEL NISSANS CAME ORIGINALLY WITH STARTERS THAT WERE BUILT BOTH BY HITACHI (HI) AND MITSUBISHI (MI). THESE STARTERS WERE USED INTERCHANGEABLY IN THE VEHICLES WHEN THEY WERE BUILT, AND CAN ALSO BE USED THAT WAY WHEN REPLACED. WE ARE COMBINING THE PART NUMBERS TO REFLECT THAT THE STARTERS CAN BE INTERCHANGED.</i>						
<b>200SX</b>						
1.6L	98-95	w/AT	HI,MI	PMGR	17146	N17146
		w/MT, California	MI	DD	17580	
		w/MT, Federal	MI	PMGR	17688	N17688
1.8L	88-84	DD Starter	HI,MI	DD	16774	
		Gear Reduction Starter	HI	OSGR	16803	
2.0L	98		HI	PMGR	17745	N17745
	97	1st Prod	HI,MI	PMGR	17246	N17246
		2nd Prod	HI	PMGR	17745	N17745
	96-95		HI,MI	PMGR	17246	N17246
	88-87		MI	OSGR	16875	
	86-84	DD Starter	HI,MI	DD	16774	
		Gear Reduction Starter	HI	OSGR	16803	
	81	Canada	HI	OSGR	16986	
		USA, w/AT	HI	DD	16773	
		USA, w/MT	HI	DD	16711	N16805
80	Canada	HI	OSGR	16986		
	USA, w/AT	HI	DD	16246		
	USA, w/MT	HI	DD	16711	N16805	
79-77	w/AT, DD Starter	HI	DD	16246		
	w/AT, Gear Reduction Starter	HI,MI	OSGR	16584		
	w/MT	HI	DD	16203		
2.2L	83-82	w/AT	HI	DD	16773	
		w/MT	HI	DD	16711	N16805
3.0L	88-87		HI	OSGR	16811	
<b>210</b>						
1.2L	82-79	w/AT, DD Starter	HI	DD	16211	
		w/AT, Gear Reduction Starter	HI	OSGR	16611	
		w/MT	HI	DD	16211	
1.4L	82-79	w/AT, DD Starter	HI	DD	16211	
		w/AT, Gear Reduction Starter	HI	OSGR	16611	
		w/MT	HI	DD	16211	
1.5L	82-79	w/AT, DD Starter	HI	DD	16211	
		w/AT, Gear Reduction Starter	HI	OSGR	16611	
		w/MT	HI	DD	16211	
<b>240SX</b>						
2.4L	98-89		HI,MI	PMGR	17161	N17161
<b>240Z</b>						
2.4L	73-70	w/MT	HI,MI	DD	16209	
<b>260Z</b>						
2.6L	74	w/MT	HI,MI	DD	16209	
<b>280Z, 280ZX</b>						
2.8L	83-78		HI,MI	OSGR	16584	
	77-75	w/MT	HI,MI	DD	16209	
<b>300ZX</b>						
3.0L	96-90		MI	OSGR	17179	
	89	Front Mtg Starter	HI	OSGR	17104	
		Side Mtg Starter	MI	OSGR	17179	
	88-87		HI	OSGR	17104	
	86-84		HI	OSGR	16811	

## STARTERS / DÉMARREURS / MOTORES DE ARRANQUE

Liter Litre Litro	Year Année Año	Options Options Opciones	Mfg.	Series Série Serie	Reman	New Nouveau Nuevo
<b>NISSAN - continued</b>						
<b>310</b>						
1.4L	80-79	DD Starter Gear Reduction Starter	HI,MI HI	DD OSGR	16579 16694	
1.5L	82	w/AT w/MT	HI,MI HI	OSGR DD	16732 16775	
	81	DD Starter Gear Reduction Starter	HI,MI HI	DD OSGR	16579 16694	
<b>311</b>						
2.0L	70-67		HI	DD	16201	
<b>350Z</b>						
3.5L	09-08		HI	PMGR	17983	
	07	w/Nose Cone wo/Nose Cone	HI HI	PMGR PMGR	17983 17904	
	06-03		HI	PMGR	17904	
<b>370Z</b>						
3.7L	11-09		HI	PMGR	17934	
<b>410, 411</b>						
1.3L	68-65		MI	DD	16210	
<b>510</b>						
1.6L	73-68		HI	DD	16203	
2.0L	81-80	Canada USA, w/AT USA, w/MT	HI HI HI	OSGR DD DD	16986 16773 16711	N16805
		79-78	w/AT w/MT	HI HI	DD DD	
<b>520, 521 PICKUP</b>						
1.6L	72-69		HI	DD	16203	
<b>610</b>						
1.8L	73	w/AT w/MT	HI HI	DD DD	16246 16203	
		2.0L	76-74	w/AT w/MT	HI HI	DD DD
<b>620 PICKUP</b>						
1.6L	73-72		HI	DD	16203	
1.8L	74	w/AT w/MT	HI HI	DD DD	16246 16203	
		2.0L	79-75	w/AT w/MT	HI HI	DD DD
<b>710</b>						
1.8L	74	w/AT w/MT	HI HI	DD DD	16246 16203	
		2.0L	77-75	w/AT w/MT	HI HI	DD DD
<b>720 PICKUP</b>						
2.0L	86-83		HI	DD	16805	N16805
	80	DD Starter, w/AT DD Starter, w/MT Gear Reduction Starter	HI HI HI,MI	DD DD OSGR	16246 16203 16584	
		83-81	DD Starter, w/AT DD Starter, w/MT Gear Reduction Starter	HI HI HI	DD DD OSGR	16773 16805 16986

## STARTERS / DÉMARREURS / MOTORES DE ARRANQUE

Liter Litre Litro	Year Année Año	Options Options Opciones	Mfg.	Series Série Serie	Reman	New Nouveau Nuevo
<b>NISSAN - continued</b>						
<b>720 PICKUP - continued</b>						
2.2L (Diesel)	83-81		HI	OSGR	16771	
2.4L	86-83	DD Starter, w/AT	HI	DD	16773	N16805
		DD Starter, w/MT	HI	DD	16805	
		Gear Reduction Starter	HI	OSGR	16986	
2.5L (Diesel)	86-83		HI	OSGR	16771	
<b>810</b>						
2.4L	81-78		HI,MI	OSGR	16584	
	77	w/MT	HI,MI	DD	16209	
2.8L (Diesel)	81		HI	OSGR	16733	
<b>1200</b>						
1.2L	73-71		HI	DD	16211	
<b>ALTIMA</b>						
2.4L	01	8-Tooth Drive	MI	PMGR	17740	N17740
		11-Tooth Drive	MI	PMGR	17828	
	00-98		MI	PMGR	17740	N17740
	97-93	w/AT	HI,MI	PMGR	17478	N17478
		w/MT	HI,MI	PMGR	17478	N17478
2.5L	12-08	w/AT	MI	PMGR	19060	N19060
		w/MT	MI	PMGR	19059	N19059
	07	w/AT, From 10/2006	MI	PMGR	19060	N19060
		w/AT, To 10/2006	MI	PMGR	17835	N17835
		w/MT, From 10/2006	MI	PMGR	19059	N19059
	w/MT, To 10/2006	MI	PMGR	17833		
	06-02	w/AT	MI	PMGR	17835	N17835
		w/MT	MI	PMGR	17833	
3.5L	12-08	w/AT	MI	PMGR	19063	N19063
		w/MT	MI	PMGR	19064	
	07	w/AT, From 10/2006	MI	PMGR	19063	N19063
		w/AT, To 10/2006	MI	PMGR	17872	N17872
		w/MT, From 10/2006	MI	PMGR	19064	
		w/MT, To 10/2006	MI	PMGR	17830	N17830
06-05	w/AT	MI	PMGR	17872	N17872	
	w/MT	MI	PMGR	17830	N17830	
04	w/AT, From 1/2004	MI	PMGR	17872	N17872	
	w/AT, To 1/2004	MI	PMGR	17831	N17831	
	w/MT	MI	PMGR	17830	N17830	
03-02	w/AT	MI	PMGR	17831	N17831	
	w/MT	MI	PMGR	17830	N17830	
<b>ARMADA</b>						
5.6L	12-10		MI		19068	
	09-07	Flex Fuel Eng	MI	PLGR	17867	
			MI	PMGR	19065	
06-04		MI	PLGR	17867		
<b>AXXESS</b>						
2.4L	95-89		HI,MI	PMGR	17161	N17161
<b>B210</b>						
1.3L	74		HI	DD	16211	
1.4L	78-75		HI	DD	16211	
<b>CUBE</b>						
1.8L	09		HI	PMGR	17982	



# STARTERS / DÉMARREURS / MOTORES DE ARRANQUE

Liter Litre Litro	Year Année Año	Options Options Opciones	Mfg.	Series Série Serie	Reman	New Nouveau Nuevo
-------------------------	----------------------	--------------------------------	------	--------------------------	-------	-------------------------

## NISSAN - continued

### D21 PICKUP

MANY OF THE LATE NISSAN TRUCKS HAVE STARTERS THAT LOOK VERY SIMILAR TO EACH OTHER. WHAT MAKES THEM DIFFERENT IS THAT THE LATER STYLE STARTERS HAVE THE IGNITION TERMINAL SET INTO A MOLDED PLUG WHICH IS THEN ATTACHED TO THE SOLENOID. THE IGNITION SWITCH WIRE FROM THE CAR THEN ATTACHES TO THIS PLUG, RATHER THAN HAVING THE WIRE ATTACH DIRECTLY TO THE SOLENOID. THE APPLICATION SECTION BELOW HIGHLIGHTS WHEN AN OLDER UNIT HAS CHANGED NUMBERS BY THE SIMPLE ADDITION OF THIS WIRE / PLUG. OLDER UNITS CAN BE "UPDATED" TO THE NEWER NUMBER BY ADDING (OR TRANSFERRING) THIS WIRE BETWEEN UNITS.

2.4L	97-96	2WD, w/AT	MI	PMGR	17685	N17685
		2WD, w/MT	MI	DD	17684	N17684
		4WD	MI	PMGR	17685	N17685
	95-90	Canada	MI	PMGR	17425	N17425
		USA, 2WD, w/AT	HI	PMGR	17454	N17454
		USA, 2WD, w/MT	HI	DD	16992	N16992
		USA, 4WD	MI	PMGR	17425	N17425
	89-88	Canada	HI	OSGR	16997	
		USA, 2WD, w/AT, w/Wire Lead on Solenoid	HI	DD	16993	
		USA, 2WD, w/AT, wo/Wire Lead on Solenoid	HI	DD	16773	
		USA, 2WD, w/MT, w/Wire Lead on Solenoid	HI	DD	16992	N16992
		USA, 2WD, w/MT, wo/Wire Lead on Solenoid	HI	DD	16805	N16805
87-86	Canada	HI	OSGR	16986		
	USA, 2WD, w/AT	HI	DD	16773		
	USA, 2WD, w/MT	HI	DD	16805	N16805	
	USA, 4WD	HI	OSGR	16986		
3.0L	96-90		HI	PMGR	17196	N17196
	89-86	Replaces 1 or 2-Wire Plug	HI	PMGR	16817	N16817

### F10

1.4L	78	DD Starter	HI,MI	DD	16579	
		Gear Reduction Starter	HI	OSGR	16694	
	77-76		HI,MI	DD	16579	

### FRONTIER PICKUP

2.4L	04-02		MI	PMGR	17861	
	01-00		MI	PMGR	17685	N17685
	99-98	w/AT	MI	PMGR	17685	N17685
w/MT		MI	DD	17684	N17684	
2.5L	12-05		MI	PMGR	17943	
3.3L	04-02		MI	PMGR	17859	N17859
	01-99		MI	PMGR	17738	N17738
4.0L	12-05		MI	PMGR	17942	

### MAXIMA

THE 17695 AND 17713 ARE IDENTICAL IN APPEARANCE, EXCEPT THE 17713 USES AN IMPROVED 10-TOOTH, RATHER THAN AN 8-TOOTH, DRIVE PINION. THE 17713 CAN REPLACE THE 17695, BUT THE 17695 SHOULD NOT BE USED TO REPLACE THE 17713.

THE 17779 CAN BE EITHER HITACHI (#S114-801D) OR MITSUBISHI (#MOT87181). THEY INTERCHANGE.

WARNING - PART # 16806 AND # 16807

1988-84 MAXIMA'S HAVE 2 DIFFERENT STARTERS THAT WERE ORIGINAL EQUIPMENT. THE ONLY DIFFERENCE BETWEEN THE TWO IS THE ANGLE OF THE SOLENOID. THESE TWO STARTERS ARE FOUND TO INTERCHANGE IN MOST CASES. THEY ARE LISTED HERE SEPARATELY FOR EXACT REPLACEMENT, IF DESIRED. ALSO, STARTER ENGAGEMENT NOISE MAY PERSIST AFTER NEW STARTER INSTALLATION. IF SO, THERE IS A GOOD CHANCE A NEW FLYWHEEL IS NEEDED.

SOME OWNERS OF 1989 MAXIMA'S HAVE COMPLAINED OF "NO START" WHEN THE CAR IS PARKED FACING DOWNHILL. THIS IS BECAUSE THE GREEN/BLACK WIRE BETWEEN THE INHIBITOR SWITCH AND THE IGNITION SWITCH MAY OPEN DUE TO THE WIRE TIE BEING TOO TIGHT. REPAIR THIS WIRE AS NECESSARY.

2.4L	84-81		HI,MI	OSGR	16584	
2.8L (Diesel)	83-81		HI	OSGR	16733	
3.0L	01-00		HI,MI	PMGR	17779	N17779
	99-97		HI	PMGR	17713	N17713
	96-95	8-Tooth Drive	HI	PMGR	17695	N17713
10-Tooth Drive		HI	PMGR	17713	N17713	

## STARTERS / DÉMARREURS / MOTORES DE ARRANQUE

Liter Litre Litro	Year Année Año	Options Options Opciones	Mfg.	Series Série Serie	Reman	New Nouveau Nuevo	
<b>NISSAN - continued</b>							
<b>MAXIMA - continued</b>							
3.0L	94-92	DOHC, w/AT	HI,MI	PMGR	17479	N17479	
		DOHC, w/MT	HI	OSGR	17145		
		SOHC	HI	OSGR	17145		
	91-89		HI	OSGR	17145		
88-85	w/AT w/MT		HI	OSGR	16807		
			HI	OSGR	16806		
3.5L	12-09		MI	PMGR	19063	N19063	
	08-07		MI	PMGR	17863		
	06-04	w/4-Spd AT	MI	PMGR	17831	N17831	
		w/5-Spd AT	MI	PMGR	17872	N17872	
		w/MT	MI	PMGR	17830	N17830	
03-02	w/AT w/MT	HI,MI	PMGR	17779	N17779		
			MI	PMGR	17830	N17830	
<b>MICRA</b>							
1.2L	91-84	w/AT	HI,MI	OSGR	16732		
		w/MT	HI	DD	16775		
<b>MULTI</b>							
2.0L	88-86	2WD	HI,MI	OSGR	16982		
		AWD	MI	PMGR	16998		
<b>MURANO</b>							
3.5L	12-09		MI	PMGR	19063	N19063	
	07-03		MI	PMGR	17863		
<b>NV1500</b>							
4.0L	12		MI	PMGR	17942		
<b>NV2500</b>							
4.0L	12		MI	PMGR	17942		
5.6L	12		MI		19068		
<b>NV3500</b>							
5.6L	12		MI		19068		
<b>NX</b>							
1.6L	93	w/AT	HI,MI	PMGR	17146	N17146	
		w/MT, Exc California	HI	PMGR	17295		
		w/MT, California	HI,MI	DD	17147		
	92-91	w/AT w/MT, Exc California w/MT, California		HI,MI	PMGR	17146	N17146
				HI,MI	OSGR	17178	
			HI,MI	DD	17147		
2.0L	93-91	Hitachi Unit	HI,MI	PMGR	17246	N17246	
		Mitsubishi Unit	HI,MI	PMGR	17246	N17246	
<b>PATHFINDER</b>							
2.4L	88-87		HI	OSGR	16997		
3.0L	95-90		HI	PMGR	17196	N17196	
	89-87	Replaces 1 or 2-Wire Plug	HI	PMGR	16817	N16817	
3.3L	00-96		MI	PMGR	17683	N17683	
3.5L	04-01		MI	PMOSGR	17834	N17834	
4.0L	12-05		MI	PMGR	17942		
5.6L	12-11		MI		19068		
	10-08		MI	PLGR	17867		
	04		MI	PLGR	17867		
<b>PULSAR</b>							
1.5L	84-83		HI	OSGR	16991		
1.6L	90-89	w/AT	HI,MI	PMGR	17146	N17146	
		w/MT, California	HI,MI	DD	17147		
		w/MT, Federal	HI,MI	OSGR	17178		

## STARTERS / DÉMARREURS / MOTORES DE ARRANQUE

Liter Litre Litro	Year Année Año	Options Options Opciones	Mfg.	Series Série Serie	Reman	New Nouveau Nuevo
<b>NISSAN - continued</b>						
<b>PULSAR - continued</b>						
1.6L	88	w/AT	HI,MI	OSGR	16814	
		w/MT, California	HI	DD	16775	
		w/MT, Federal	HI,MI	OSGR	16816	
	87	SE Models	MI	PMGR	16874	
		XE Models, w/AT	HI,MI	OSGR	16814	
		XE Models, w/MT, California	HI	DD	16775	
		XE Models, w/MT, Federal	HI,MI	OSGR	16816	
	86	w/AT	HI,MI	OSGR	16814	
		w/MT	HI,MI	OSGR	16816	
	85	w/AT, From 1/1985	HI,MI	OSGR	16814	
		w/AT, To 1/1985	HI,MI	OSGR	16732	
		w/MT, w/Nose Cone	HI	DD	16775	
w/MT, wo/Nose Cone		HI,MI	OSGR	16816		
84-83	w/AT	HI,MI	OSGR	16732		
	w/MT	HI	DD	16775		
1.8L	89-88		MI	PMGR	16900	
<b>PULSAR NX - SEE PULSAR</b>						
<b>QUEST VAN</b>						
3.0L	98-93		HI,MI	PMGR	17479	N17479
3.3L	02-99		HI,MI	PMGR	17479	N17479
3.5L	12-11		MI	PMGR	19063	N19063
	09-07		MI	PMGR	17872	N17872
	06-04	w/4-Spd AT	MI	PMGR	17831	N17831
w/5-Spd AT		MI	PMGR	17872	N17872	
<b>ROGUE</b>						
2.5L	12-08		MI	PMGR	19061	
<b>SENTRA</b>						
1.5L	83-82	w/AT	HI,MI	OSGR	16732	
		w/MT	HI	DD	16775	
1.6L	99-95	w/AT	HI,MI	PMGR	17146	N17146
		w/MT, Federal, DD Starter	MI	DD	17580	
		w/MT, Federal, PMGR Starter	MI	PMGR	17688	N17688
	94-93	w/AT	HI,MI	PMGR	17146	N17146
		w/MT, California	HI,MI	DD	17147	
		w/MT, Federal	HI	PMGR	17295	
	92-91	w/AT	HI,MI	PMGR	17146	N17146
		w/MT, California	HI,MI	DD	17147	
		w/MT, Federal	HI,MI	OSGR	17178	
	90-89	w/AT	HI,MI	PMGR	17146	N17146
		w/MT, AWD	HI,MI	PMGR	17146	N17146
		w/MT, FWD, California	HI,MI	DD	17147	
w/MT, FWD, Federal		HI,MI	OSGR	17178		
88-87	w/AT	HI,MI	OSGR	16814		
	w/MT, AWD	HI,MI	OSGR	16814		
	w/MT, FWD, California	HI	DD	16775		
	w/MT, FWD, Federal	HI,MI	OSGR	16816		
86-85	w/AT	HI,MI	OSGR	16814		
	w/MT	HI,MI	OSGR	16816		
84-83	w/AT	HI,MI	OSGR	16732		
	w/MT	HI	DD	16775		
1.7L (Diesel)	87-83		HI	OSGR	16809	
1.8L	06		HI	PMGR	17981	
	05-03		DR	PMGR	6749	N6749
	02-00		BO	PMGR	17812	

## STARTERS / DÉMARREURS / MOTORES DE ARRANQUE

Liter Litre Litro	Year Année Año	Options Options Opciones	Mfg.	Series Série Serie	Reman	New Nouveau Nuevo
<b>NISSAN - continued</b>						
<b>SENTRA - continued</b>						
2.0L	10	Exc California, To 8/2009	HI	PMGR	17982	
	09	From 9/2008, Exc California	HI	PMGR	17982	
		To 9/2008	HI	PMGR	17982	
	08-07		HI	PMGR	17982	
	01-98		HI	PMGR	17745	N17745
94-91		Hitachi Unit	HI,MI	PMGR	17246	N17246
		Mitsubishi Unit	HI,MI	PMGR	17246	N17246
2.5L	12-07	Exc Spec V	MI	PMGR	19061	
		Spec V	MI	PMGR	19059	N19059
	06-02	w/AT	MI	PMGR	17835	N17835
		w/MT	MI	PMGR	17833	
<b>STANZA</b>						
2.0L	89		HI,MI	OSGR	16982	
	88	Sedan	HI,MI	OSGR	16982	
		Wagon, 2WD	HI,MI	OSGR	16982	
		Wagon, AWD	MI	PMGR	16998	
	87	Sedan, DD Starter	HI,MI	DD	16774	
		Sedan, OSGR Starter, From 1/1987	HI,MI	OSGR	16982	
		Sedan, OSGR Starter, To 12/1986	HI	OSGR	16803	
		Wagon, 2WD	HI,MI	OSGR	16982	
	86-85	Wagon, AWD	MI	PMGR	16998	
		Sedan, DD Starter	HI,MI	DD	16774	
Sedan, OSGR Starter		HI	OSGR	16803		
84-82	Wagon, 2WD	HI,MI	OSGR	16982		
	Wagon, AWD	MI	PMGR	16998		
2.4L	92-90	DD Starter	HI,MI	DD	16774	
		OSGR Starter	HI	OSGR	16803	
			HI,MI	PMGR	17161	N17161
<b>TITAN</b>						
5.6L	12		MI		19068	
	11		MI	PLGR	17867	
	10	Flex Fuel Eng	MI		19068	
			MI	PMGR	19065	
	09-08	Flex Fuel Eng	MI	PLGR	17867	
			MI	PMGR	19065	
	07		MI	PMGR	19065	
06-04		MI	PLGR	17867		
<b>VAN</b>						
2.4L	90-87	w/AT, DD Starter	HI	DD	16993	
		w/AT, Gear Reduction Starter	HI	OSGR	16997	
		w/MT	HI	DD	16992	N16992
<b>VERSA</b>						
1.6L	11-09		HI	PMGR	19092	
1.8L	10	SL Models, To 9/2009	HI	PMGR	17982	
	09-07		HI	PMGR	17982	
<b>XTERRA</b>						
2.4L	04-02		MI	PMGR	17861	
	01	w/Nose Cone	MI	PMGR	17861	
		wo/Nose Cone	MI	PMGR	17685	N17685
00		MI	PMGR	17685	N17685	
3.3L	04-02		MI	PMGR	17859	N17859
	01	w/Nose Cone	MI	PMGR	17859	N17859
		wo/Nose Cone	MI	PMGR	17738	N17738
00-99		MI	PMGR	17738	N17738	
4.0L	12-05		MI	PMGR	17942	

## STARTERS / DÉMARREURS / MOTORES DE ARRANQUE

Liter Litre Litro	Year Année Año	Options Options Opciones	Mfg.	Series Série Serie	Reman	New Nouveau Nuevo
<b>NISSAN - continued</b>						
<b>X-TRAIL</b>						
2.5L	06-05	w/AT w/MT	HI MI	PMGR	17980 33225	
<b>OLDSMOBILE</b>						
<p><i>MOST OF THE OLDSMOBILE MODELS BUILT AFTER 1994 USE A VARIATION OF THE PG260 PERMANENT MAGNET GEAR REDUCTION (PMGR) STARTER. THE PG260 STARTER DIFFERS IN RATING (kW) DEPENDING ON THE SERIES OF THE STARTER. IN AN ATTEMPT TO MINIMIZE THE QUANTITY OF PART NUMBERS, A CONSOLIDATION HAS BEEN MADE WHEN EARLIER AND LATER VERSIONS HAVE THE SAME MOUNTING, AND VIRTUALLY THE SAME RATING, ALTHOUGH INTERNAL COMPONENTS MAY HAVE CHANGED. THIS HAS OFTEN BEEN A RESULT OF MAKING THE STARTER MOTOR EVEN SMALLER AND LIGHTER AS TIME GOES ON. WHEN DIFFERENT SERIES STARTERS SHARE THE SAME PART NUMBER, IT HAS BEEN DETERMINED THAT EITHER SERIES WITHIN THIS PART NUMBER CAN BE USED IN ALL APPLICATIONS SHOWN.</i></p>						
<b>88 - SEE DELTA 88</b>						
<b>98</b>						
3.0L (181) V6	85		DR	DD	6310	N6310
3.8L (231) V6	98		DR	PMGR	6484	N6484
	97-96		DR	DD	6476	N6476
	95	w/Supercharger	DR	PMGR	6472	N6472
		wo/Supercharger	DR	DD	6339	N6339
	94	w/Supercharger, DD Starter	DR	DD	6339	N6339
		w/Supercharger, PMGR Starter	DR	PMGR	6431	N6472
		wo/Supercharger	DR	DD	6339	N6339
	93-92	w/Supercharger	DR	PMGR	6431	N6472
wo/Supercharger		DR	DD	6339	N6339	
91	DD Starter	DR	DD	6339	N6339	
	Gear Reduction Starter	MI	OSGR	16868		
90-86		DR	DD	6339	N6339	
	85		DR	DD	6310	N6310
4.1L (252) V6	83-82		DR	DD	3838	N3838
	81		DR	DD	3631	N3631
4.3L (260) V6 (Diesel)	85		MI	OSGR	16869	
5.0L (307) V8	84-82		DR	DD	6315	N6315
	81-80		DR	DD	3504	
5.4L (330) V8	67-64		DR	DD	3505	
5.7L (350) V8	80-77		DR	DD	3696	
	73-68		DR	DD	3505	
5.7L (350) V8 (Diesel)	84		MI	OSGR	16871	
	83-82		DR	OSGR	3741	
	81-80		DR	DD	3725	
	79-78		DR	DD	3601	
6.6L (400) V8	75		DR	DD	3696	
6.6L (403) V8	79-77		DR	DD	3696	
7.0L (425) V8	67-65		DR	DD	3696	
7.5L (455) V8	76-68		DR	DD	3696	
<b>442</b>						
5.7L (350) V8	70-68		DR	DD	3505	
6.6L (400) V8	69-65		DR	DD	3696	
7.5L (455) V8	71-68		DR	DD	3696	
<b>ACHIEVA</b>						
2.3L (138) L4	95-92		DR	DD	6413	N6413
2.4L (146) L4	98-96		DR	DD	6475	N6475
3.1L (189) V6	98-96		DR	DD	6473	N6473
	95-94		DR	DD	6415	N6415
3.3L (204) V6	93-92		DR	DD	6339	N6339
<b>ALERO</b>						
2.2L (134) L4	04-02		DR	PMGR	6493	N6493
2.4L (146) L4	01-99		DR	PMGR	6480	N6480
3.4L (207) V6	04-01		DR	PMGR	6491	N6491
	00-99		DR	PMGR	6481	N6481

# STARTERS / DÉMARREURS / MOTORES DE ARRANQUE

Liter Litre Litro	Year Année Año	Options Options Opciones	Mfg.	Series Série Serie	Reman	New Nouveau Nuevo
<b>OLDSMOBILE - continued</b>						
<b>AURORA</b>						
GM TSB #57-64-03 DESCRIBES A CONDITION IN 1995 CARS WHERE THE STARTER MAY CONTINUE TO RUN OR CRANK AFTER THE IGNITION SWITCH IS TURNED OFF BECAUSE OF A GROUND IN THE #6 CIRCUIT (USUALLY A PURPLE WIRE) WHICH ALLOWS CURRENT TO BE FED BACK THROUGH THE SOLENOID'S PULL-IN WINDINGS TO GROUND. THIS HOLDS THE PLUNGER IN, WHICH KEEPS THE STARTER RUNNING. THE REPAIR FOR THIS CONDITION IS TO DISCONNECT THE #6 LEAD AT THE "S" TERMINAL OF THE SOLENOID, THEN CHECK FOR ANY RESISTANCE IN THE LINE. IF THERE IS ANYTHING OTHER THAN INFINITE, THEN FIND THE GROUND IN THIS CIRCUIT AND ELIMINATE IT.						
3.5L (214) V6	02		ND	OSGR	17891	
	01		DR	PMGR	6486	N6486
4.0L (244) V8	03-01		DR	PMGR	6471	N6471
	99-95		DR	PMGR	6471	N6471
<b>BRAVADA</b>						
4.2L (256) L6	04-02		DR	PMGR	6490	N6490
4.3L (262) V6	01-99		DR	PMGR	6485	N6485
	98-96		DR	PMGR	6449	N6449
	95-91		DR	DD	6416	N6416
<b>CALAIS - SEE CULTASS CALAIS</b>						
<b>CIERA - SEE CUTLASS CIERA</b>						
<b>CUSTOM CRUISER</b>						
5.0L (305) V8	92-91		DR	DD	6418	N6418
5.0L (307) V8	90-82		DR	DD	6315	N6315
	81-80		DR	DD	3504	
5.7L (350) V8	92		DR	DD	3510M	N3510M
	80-77		DR	DD	3696	
	73-71		DR	DD	3505	
5.7L (350) V8 (Diesel)	85-84		MI	OSGR	16871	
	83-82		DR	OSGR	3741	
	81-80		DR	DD	3725	
	79-78		DR	DD	3601	
6.6L (400) V8	75		DR	DD	3696	
6.6L (403) V8	79-77		DR	DD	3696	
7.5L (455) V8	76-71		DR	DD	3696	
<b>CUTLASS</b>						
2.3L (138) L4	91-90		DR	DD	6413	N6413
2.8L (173) V6	89-88		DR	DD	6312	N6312
3.1L (189) V6	00-98		DR	PMGR	6481	N6481
	97	Exc Supreme Supreme	DR	PMGR	6481	N6481
	96		DR	DD	6473	N6473
	95-91		DR	DD	6415	N6415
	90-89		DR	DD	6312	N6312
3.4L (207) V6	96		DR	PMGR	6472	N6472
	95-91		DR	DD	6424	
3.7L (225) L6	65-63		DR	DD	3664	N3631
3.8L (231) V6	87-82		DR	DD	3800	N3838
	81-77		DR	DD	3664	N3631
4.1L (250) L6	76-75	w/AT w/MT	DR	DD	3508	N3510
			DR	DD	3664	N3631
	71-66		DR	DD	3664	N3631
4.3L (260) V6 (Diesel)	85-84		MI	OSGR	16871	
	83-82		DR	OSGR	3741	
4.3L (260) V8	82		DR	DD	6315	N6315
	81-78		DR	DD	3504	
	77-75		DR	DD	3505	
4.3L (260) V8 (Diesel)	79		DR	DD	3601	
4.4L (267) V8	82		DR	DD	6316	N6316
	81		DR	DD	3502	

## STARTERS / DÉMARREURS / MOTORES DE ARRANQUE

Liter Litre Litro	Year Année Año	Options Options Opciones	Mfg.	Series Série Serie	Reman	New Nouveau Nuevo
<b>OLDSMOBILE - continued</b>						
<b>CUTLASS - continued</b>						
5.0L (305) V8	87-84	VIN H	DR	DD	3838	N3838
	83-82	VIN H	DR	DD	6316	N6316
	81	VIN H	DR	DD	3502	
	80	Exc California California	DR	DD	3502	N3510
			DR	DD	3508	
79-78		DR	DD	3502		
5.0L (307) V8	88		DR	DD	6315	N6315
	87-84	VIN 9 or Y	DR	DD	6315	N6315
	83-82	VIN Y	DR	DD	6315	N6315
	81	VIN Y	DR	DD	3504	
5.4L (330) V8	67-63		DR	DD	3505	
5.7L (350) V8	80		DR	DD	3696	
	79-78	VIN L, Chevrolet Eng, w/AT VIN L, Chevrolet Eng, w/MT VIN R	DR	DD	3510	N3510
			DR	DD	3689	
			DR	DD	3696	
	77-76	w/AT w/MT	DR	DD	3696	
DR			DD	3689		
75-68		DR	DD	3505		
5.7L (350) V8 (Diesel)	85-84		MI	OSGR	16871	
	83-82		DR	OSGR	3741	
	81-80		DR	DD	3725	
	79		DR	DD	3601	
6.6L (400) V8	69-65		DR	DD	3696	
6.6L (403) V8	77		DR	DD	3696	
7.0L (425) V8	67-65		DR	DD	3696	
7.5L (455) V8	76-68		DR	DD	3696	
<b>CUTLASS CALAIS</b>						
2.3L (138) L4	91-87		DR	DD	6413	N6413
2.5L (151) L4	91-85		DR	DD	6309	
3.0L (181) V6	88-87		DR	DD	6339	N6339
	86-85		DR	DD	6310	N6310
3.3L (204) V6	91-89		DR	DD	6339	N6339
3.8L (231) V6	85		DR	DD	3664	N3631
	84-82		DR	DD	3800	N3838
	81-78		DR	DD	3664	N3631
4.3L (260) V6 (Diesel)	84		MI	OSGR	16871	
	83-82		DR	OSGR	3741	
4.3L (260) V8	82		DR	DD	6315	N6315
	81-78		DR	DD	3504	
4.3L (260) V8 (Diesel)	79		DR	DD	3601	
4.4L (267) V8	82		DR	DD	6316	N6316
5.0L (305) V8	84	VIN H	DR	DD	3838	N3838
	80	Exc California California	DR	DD	3502	N3510
			DR	DD	3508	
79-78		DR	DD	3502		
5.0L (307) V8	85-82	VIN 9 or Y	DR	DD	6315	N6315
5.7L (350) V8	80-79		DR	DD	3696	
5.7L (350) V8 (Diesel)	85	Delco Unit Mitsubishi Unit	DR	OSGR	3741	
			MI	OSGR	16871	
	84		MI	OSGR	16871	
	83-82		DR	OSGR	3741	
	81-80		DR	DD	3725	
<b>CUTLASS CIERA</b>						
2.2L (134) L4	96		DR	DD	6473	N6473
	95-94		DR	DD	6415	N6415
	93		DR	DD	6312	N6312

## STARTERS / DÉMARREURS / MOTORES DE ARRANQUE

Liter Litre Litro	Year Année Año	Options Options Opciones	Mfg.	Series Série Serie	Reman	New Nouveau Nuevo
<b>OLDSMOBILE - continued</b>						
<b>CUTLASS CIERA - continued</b>						
2.5L (151) L4	92-85		DR	DD	6310	N6310
	84	From Mid 1984 To Mid 1984	DR	DD	6310	N6310
			DR	DD	6312	N6312
	83		DR	DD	6309	
	82		DR	DD	6312	N6312
2.8L (173) V6	89-84		DR	DD	6312	N6312
	83	From Mid 1983 To Mid 1983	DR	DD	6312	N6312
			DR	DD	6312	N6312
82		DR	DD	6312	N6312	
3.0L (181) V6	85-82		DR	DD	6310	N6310
3.1L (189) V6	96		DR	DD	6473	N6473
	95-94		DR	DD	6415	N6415
3.3L (204) V6	93-89		DR	DD	6339	N6339
3.8L (231) V6	88-86		DR	DD	6339	N6339
	85-84		DR	DD	6310	N6310
4.3L (260) V6 (Diesel)	85-84		MI	OSGR	16869	
	83-82		DR	OSGR	3742	
<b>CUTLASS CRUISER WAGON - SEE CUTLASS</b>						
<b>CUTLASS SUPREME - SEE CUTLASS</b>						
<b>DELMONT 88</b>						
5.4L (330) V8	67		DR	DD	3505	
7.0L (425) V8	67		DR	DD	3696	
7.5L (455) V8	68		DR	DD	3696	
<b>DELTA 88</b>						
3.0L (181) V6	86		DR	DD	6310	N6310
3.8L (231) V6	99-98		DR	PMGR	6484	N6484
	97-96		DR	DD	6476	N6476
	95	w/Supercharger wo/Supercharger	DR	PMGR	6472	N6472
			DR	DD	6339	N6339
	94-86		DR	DD	6339	N6339
	85-82		DR	DD	3800	N3838
4.3L (260) V8	81-77		DR	DD	3664	N3631
	82		DR	DD	6315	N6315
	81-78		DR	DD	3504	
	77		DR	DD	3505	
4.4L (267) V8	82-81		DR	DD	6316	N6316
4.9L (301) V8	79		DR	DD	3504	
5.0L (307) V8	85-82		DR	DD	6315	N6315
	81-80		DR	DD	3504	
5.4L (330) V8	67-64		DR	DD	3505	
5.7L (350) V8	80-78		DR	DD	3696	
	77	VIN G	DR	DD	3696	N3510
		VIN L	DR	DD	3510	
		VIN R	DR	DD	3696	
	76-68		DR	DD	3505	
5.7L (350) V8 (Diesel)	85-84		MI	OSGR	16871	
	83-82		DR	OSGR	3741	
	81-80		DR	DD	3725	
	79-78		DR	DD	3601	
6.6L (400) V8	75		DR	DD	3696	
6.6L (403) V8	79-77		DR	DD	3696	
7.0L (425) V8	67-65		DR	DD	3696	
7.5L (455) V8	76-68		DR	DD	3696	



## STARTERS / DÉMARREURS / MOTORES DE ARRANQUE

Liter Litre Litro	Year Année Año	Options Options Opciones	Mfg.	Series Série Serie	Reman	New Nouveau Nuevo
<b>OLDSMOBILE - continued</b>						
<b>DYNAMIC</b>						
7.0L (425) V8	66-65		DR	DD	3696	
<b>F85</b>						
3.7L (225) L6	65-64		DR	DD	3664	N3631
4.1L (250) L6	71-66		DR	DD	3664	N3631
5.4L (330) V8	67-64		DR	DD	3505	
5.7L (350) V8	72-68		DR	DD	3505	
6.6L (400) V8	66-65		DR	DD	3696	
7.5L (455) V8	72-70		DR	DD	3696	
<b>FIRENZA</b>						
1.8L (112) L4	86-83		DR	DD	6308	
	82	w/Carb w/FI	DR	DD	6312	N6312
			DR	DD	6308	
2.0L (122) L4	88-87	OHC OHV	DR	DD	6308	
			DR	DD	6312	N6312
	86-83		DR	DD	6312	N6312
2.8L (173) V6	87-85		DR	DD	6312	N6312
<b>INTRIGUE</b>						
3.5L (214) V6	02		ND	OSGR	17891	
	01-99		DR	PMGR	6486	N6486
3.8L (231) V6	99-98		DR	PMGR	6484	N6484
<b>JETSTAR 88</b>						
5.4L (330) V8	66-64		DR	DD	3505	
7.0L (425) V8	65		DR	DD	3696	
<b>LSS</b>						
3.8L (231) V6	99-98	w/Supercharger	DR	PMGR	6472	N6472
		wo/Supercharger	DR	PMGR	6484	N6484
	97	w/Supercharger	DR	PMGR	6472	N6472
		wo/Supercharger	DR	DD	6476	N6476
	96		DR	DD	6476	N6476
<b>OMEGA</b>						
2.5L (151) L4	84	From Mid 1984 To Mid 1984	DR	DD	6310	N6310
			DR	DD	6312	N6312
	83		DR	DD	6309	
	82-81		DR	DD	6312	N6312
	80		DR	DD	3535	
2.8L (173) V6	84		DR	DD	6312	N6312
	83	From Mid 1983 To Mid 1983	DR	DD	6312	N6312
			DR	DD	6312	N6312
	82-81		DR	DD	6312	N6312
	80		DR	DD	3535	
3.8L (231) V6	79-77		DR	DD	3664	N3631
4.1L (250) L6	76-75	w/AT w/MT	DR	DD	3508	N3510
	74-73		DR	DD	3664	N3631
4.3L (260) V8	77-75		DR	DD	3505	
5.0L (305) V8	79-77	w/AT	DR	DD	3508	N3510
		w/MT	DR	DD	3689	
5.7L (350) V8	79-78	w/AT	DR	DD	3510	N3510
		w/MT	DR	DD	3689	
			DR	DD	3510	N3510
	77	VIN L, Chevrolet Eng, w/AT	DR	DD	3510	N3510
		VIN L, Chevrolet Eng, w/MT	DR	DD	3689	
		VIN R, Oldsmobile Eng	DR	DD	3696	
76-75		DR	DD	3664	N3631	
74-73		DR	DD	3505		
<b>REGENCY - SEE 98</b>						

## STARTERS / DÉMARREURS / MOTORES DE ARRANQUE

Liter Litre Litro	Year Année Año	Options Options Opciones	Mfg.	Series Série Serie	Reman	New Nouveau Nuevo
<b>OLDSMOBILE - continued</b>						
<b>SILHOUETTE</b>						
3.1L (189) V6	94-91		DR	DD	6415	N6415
	90		DR	DD	6312	N6312
3.4L (207) V6	04-01		DR	PMGR	6491	N6491
	00-97		DR	PMGR	6481	N6481
	96		DR	DD	6473	N6473
3.8L (231) V6	95-92		DR	DD	6339	N6339
<b>STARFIRE</b>						
2.3L (140) L4	77-76		DR	DD	3525	
2.5L (151) L4	80-78		DR	DD	3502	
3.8L (231) V6	80-75		DR	DD	3664	N3631
5.0L (305) V8	79-77	w/AT	DR	DD	3508	N3510
		w/MT	DR	DD	3689	
7.0L (425) V8	66-65		DR	DD	3696	
<b>TORONADO</b>						
3.8L (231) V6	92-91		DR	DD	6339	N6339
	90-88	Delco Unit	DR	DD	6339	N6339
		Mitsubishi Unit	MI	OSGR	16868	
	87-86		MI	OSGR	16868	
4.1L (252) V6	84-81		DR	DD	6303	
5.0L (307) V8	85-80		DR	DD	6303	
5.7L (350) V8	80-79		DR	DD	6303	
5.7L (350) V8 (Diesel)	85-79		DR	DD	6305	
6.6L (403) V8	78-77		DR	DD	3629	
7.5L (455) V8	76-68		DR	DD	3629	
<b>VISTA CRUISER</b>						
3.7L (225) L6	65-64		DR	DD	3664	N3631
5.4L (330) V8	67-64		DR	DD	3505	
5.7L (350) V8	77		DR	DD	3696	
	76-68		DR	DD	3505	
6.6L (403) V8	77		DR	DD	3696	
7.5L (455) V8	76-70		DR	DD	3696	
<b>OLDER MODELS (PRIOR TO 1968)</b>						
5.4L (330) V8	67-64		DR	DD	3505	
7.0L (425) V8	67-65		DR	DD	3696	
<b>OPEL</b>						
<b>CALIBRA</b>						
2.5L	97-96		BO	PMGR	17575	
<b>ISUZU BUILT MODELS</b>						
1.8L	79-76		HI	DD	16270	
<b>OMEGA</b>						
2.5L	97-96		BO	PMGR	17575	
3.0L	00-97		BO	PMGR	17720	
<b>VECTRA</b>						
2.5L	95		BO	PMGR	17575	
	94-93		BO	PMGR	17576	
<b>PEUGEOT</b>						
<b>404</b>						
1.6L	70-69		DU,PR	DD	16484	
	68	From 9/1968	DU,PR	DD	16484	
1.8L	70		DU,PR	DD	16484	
<b>405</b>						
1.9L	91-89		BO,PR	DD	17157	

## STARTERS / DÉMARREURS / MOTORES DE ARRANQUE

Liter Litre Litro	Year Année Año	Options Options Opciones	Mfg.	Series Série Serie	Reman	New Nouveau Nuevo
<b>PEUGEOT - continued</b>						
<b>504</b>						
1.8L	70		DU,PR	DD	16484	
2.0L	79-70	Long Case Starter	DU,PR	DD	16484	
		Short Case Starter	BO,DU,PR	DD	16619	
2.1L (Diesel)	76-73		BO,DU,PR	DD	16715	
2.3L (Diesel)	83-82		BO,LU,PR	DD	16752	
	81-77		BO,DU,PR	DD	16715	
<b>505</b>						
2.0L	87-80	Long Case Starter	DU,PR	DD	16484	
		Short Case Starter	BO,DU,PR	DD	16619	
2.2L	91-87	w/Turbo	PR	DD	16533	
		wo/Turbo	PR	DD	17144	
2.3L (Diesel)	86-85		PR	DD	16533	
	85-82		BO,LU,PR	DD	16752	
2.5L (Diesel)	81-80		BO,DU,PR	DD	16715	
	88-85		BO,LU,PR	DD	16752	
2.8L	90-87		BO,DU,PR	DD	16462	
<b>604</b>						
2.3L (Diesel)	84-82		BO,LU,PR	DD	16752	
	81-80		BO,DU,PR	DD	16715	
2.7L	78-77		BO,DU,PR	DD	16462	
2.8L	81-79		BO,DU,PR	DD	16462	
<b>PLYMOUTH</b>						
<i>CHRYSLER HAS USED BOTH BOSCH AND NIPPONDENSO STARTERS ON THEIR CARS SINCE THE EARLY 1980's. THESE STARTERS ARE OFTEN INTERCHANGEABLE. THEIR SIZE AND APPEARANCE ARE, HOWEVER, QUITE DIFFERENT. CAREFULLY VERIFY OEM NUMBERS AND USE THE INTERCHANGE IN THE BACK OF THE CATALOG TO AID IN CORRECT REPLACEMENT.</i>						
<b>ACCLAIM</b>						
2.5L (153) L4	95-90		BO	PMGR	16963	N16963
	89	Bosch Unit NDenso Unit	BO ND	PMGR OSGR	16963 17007	N16963
3.0L (181) V6	95-91	Bosch Unit	BO	PMGR	17210	N17210
		NDenso Unit	ND	OSGR	17216	N17216
	90	Bosch Unit	BO	PMGR	17210	N17210
		NDenso Unit	ND	OSGR	17020	N17216
89	Bosch Unit NDenso Unit	BO ND	PMGR OSGR	17047 17020	N17210 N17216	
<b>ARROW</b>						
1.6L	80-79		MI	DD	16514	N16940
	78	w/AT	MI	DD	16514	N16940
		w/MT	MI	DD	16522	
	77-76		MI	DD	16522	
2.0L	78-76	w/AT	MI	DD	16524	
		w/MT	MI	DD	16522	
2.6L	80-79	w/AT	MI	DD	16524	
		w/MT	MI	DD	16514	N16940
<b>ARROW PICKUP</b>						
2.0L	83-81	w/AT	MI	OSGR	16720	
		w/MT	MI	DD	16514	N16940
	80-79	w/AT w/MT	MI MI	DD DD	16524 16514	N16940
2.3L (Diesel)	83		MI	OSGR	16854	
2.6L	83-81	w/AT	MI	OSGR	16720	
		w/MT	MI	DD	16514	N16940
	80-79	w/AT w/MT	MI MI	DD DD	16524 16514	N16940

## STARTERS / DÉMARREURS / MOTORES DE ARRANQUE

Liter Litre Litro	Year Année Año	Options Options Opciones	Mfg.	Series Série Serie	Reman	New Nouveau Nuevo
<b>PLYMOUTH - continued</b>						
<b>BARRACUDA</b>						
2.8L (170) L6	67-64		CH	OSGR	3257	N17466
3.2L (198) L6	71-70	Exc 3-Spd MT	CH	OSGR	3257	N17466
		3-Spd MT	CH	DD	3248	
3.7L (225) L6	72-64		CH	OSGR	3257	N17466
4.5L (273) V8	67-64		CH	OSGR	3257	N17466
5.2L (318) V8	74-68		CH	OSGR	3257	N17466
5.6L (340) V8	73-68		CH	OSGR	3257	N17466
5.9L (360) V8	74		CH	OSGR	3257	N17466
5.9L (361) V8	64		CH	OSGR	3257	N17466
6.3L (383) V8	71-67		CH	OSGR	3258	N17466
<b>BELVEDERE</b>						
3.7L (225) L6	70-62		CH	OSGR	3257	N17466
	61-60		PS	DD	3472	
3.8L (230) L6	59		PS	DD	3472	
4.5L (273) V8	69-64		CH	OSGR	3257	N17466
	57		PS	DD	3453	
4.9L (299) V8	57		PS	DD	3453	
5.2L (318) V8	70-64		CH	OSGR	3257	N17466
	61-59		PS	DD	3460	
	58		PS	DD	3453	
5.7L (350) V8	58		PS	DD	3453	
5.9L (360) V8	59		PS	DD	3460	
5.9L (361) V8	66-62		CH	OSGR	3257	N17466
	61-60		PS	DD	3460	
6.3L (383) V8	70-64		CH	OSGR	3258	N17466
	61-60		PS	DD	3460	
6.8L (413) V8	62		PS	DD	3460	
7.0L (426) V8	67	w/AT	CH	OSGR	3258	N17466
	66		CH	OSGR	3257	N17466
	65-64		CH	OSGR	3258	N17466
7.2L (440) V8	69-66		CH	OSGR	3258	N17466
<b>BREEZE</b>						
2.0L (122) L4	00-98		BO	PMGR	17736	N17736
	97-96		BO	PMGR	17560	N17560
2.4L (148) L4	00-96		ND	OSGR	17562	N17562
<b>CARAVELLE</b>						
2.2L (135) L4	88-87	Bosch Unit	BO	PMGR	16963	N16963
		NDenso Unit	ND	OSGR	17007	
	86		BO,ND	DD	16974	
	85-83		BO,ND	DD	16727	
2.5L (153) L4	88-86	Bosch Unit	BO	PMGR	16963	N16963
		NDenso Unit	ND	OSGR	17007	
2.6L (156) L4	85-83		ND	OSGR	16676	
3.7L (225) L6	83-78		CH	OSGR	3257	N17466
5.2L (318) V8	89-88		ND	OSGR	17084	N17466
	87-78		CH	OSGR	3257	N17466
5.9L (360) V8	79-78		CH	OSGR	3258	N17466
<b>CHAMP</b>						
1.4L	82-79		MI	DD	16514	N16940
1.6L	82-79		MI	DD	16514	N16940
<b>COLT</b>						
1.4L	84-79		MI	DD	16514	N16940
1.5L	95-91	w/AT, Canada	MD,MI	DD	17288	N17288
		w/AT, USA	MD,MI	PMDD	16940	N16940
		w/MT	MD,MI	PMDD	16940	N16940
	90-86		MD,MI	PMDD	16940	N16940

## STARTERS / DÉMARREURS / MOTORES DE ARRANQUE

Liter Litre Litro	Year Année Año	Options Options Opciones	Mfg.	Series Série Serie	Reman	New Nouveau Nuevo
<b>PLYMOUTH - continued</b>						
<b>COLT - continued</b>						
1.5L	85	w/AT w/MT	MD,MI MD,MI	PMDD PMDD	16940 16940	N16940 N16940
1.6L	90-89		MD,MI	PMGR	16939	N16939
	88-86		MD,MI	PMDD	16940	N16940
	85	w/AT w/MT	MD,MI	PMDD	16940	N16940
			MD,MI	PMDD	16940	N16940
	84-79		MI	DD	16514	N16940
	78	w/AT w/MT	MI	DD	16514	N16940
MI			DD	16522		
77-76		MI	DD	16522		
	94-92	w/AT w/MT, Canada w/MT, USA	MI MI MI	PMGR PMGR DD	17214 17450 17212	
90-89		MD,MI	PMDD	16940	N16940	
2.0L	91-87	w/AT w/MT	MD,MI	PMGR	16939	N16939
			MD,MI	PMDD	16940	N16940
	86-84	w/AT w/MT	MI	OSGR	16720	
			MI	DD	16514	N16940
78-76	w/AT w/MT	MI	DD	16524		
		MI	DD	16522		
2.4L	94	w/AT, Canada w/AT, USA w/MT	MI	PMGR	17451	
			MD,MI	PMGR	17217	N17217
			MD,MI	PMGR	16939	N16939
	93-92	w/AT, Canada w/AT, USA w/MT, Canada w/MT, USA	MI	PMGR	17451	
			MD,MI	PMGR	17217	N17217
			MD,MI	PMGR	16939	N16939
MD,MI	PMDD	16940	N16940			
2.6L	80-78	w/AT w/MT	MI	DD	16524	
			MI	DD	16514	N16940
<b>CONQUEST</b>						
2.6L	86-85		MI	OSGR	16720	
	84	w/AT w/MT	MI	OSGR	16720	
			MI	DD	16514	N16940
<b>CRICKET</b>						
1.5L	74-71	wo/Nose Cone	LU	DD	16121	
<b>CUDA</b>						
5.2L (318) V8	74-72		CH	OSGR	3257	N17466
5.6L (340) V8	73-70		CH	OSGR	3257	N17466
5.9L (360) V8	74		CH	OSGR	3258	N17466
6.3L (383) V8	71-70		CH	OSGR	3258	N17466
7.0L (426) V8	71-70		CH	OSGR	3258	N17466
7.2L (440) V8	71-70		CH	OSGR	3258	N17466
<b>CUSTOM</b>						
3.7L (225) L6	61-60		PS	DD	3472	
5.2L (318) V8	59		PS	DD	3460	
	58		PS	DD	3453	
5.7L (350) V8	58		PS	DD	3453	
5.9L (360) V8	59		PS	DD	3460	
5.9L (361) V8	61-60		PS	DD	3460	
6.3L (383) V8	61-60		PS	DD	3460	
<b>DUSTER</b>						
3.2L (198) L6	74-70		CH	OSGR	3257	N17466
3.7L (225) L6	76-70		CH	OSGR	3257	N17466
5.2L (318) V8	76-70		CH	OSGR	3257	N17466
5.6L (340) V8	73-70		CH	OSGR	3257	N17466
5.9L (360) V8	76-74		CH	OSGR	3257	N17466

## STARTERS / DÉMARREURS / MOTORES DE ARRANQUE

Liter Litre Litro	Year Année Año	Options Options Opciones	Mfg.	Series Série Serie	Reman	New Nouveau Nuevo
<b>PLYMOUTH - continued</b>						
<b>EXPO</b>						
2.2L (135) L4	89-87	Bosch Unit NDenso Unit	BO ND	PMGR OSGR	16963 17007	N16963
<b>FLEET SPECIAL</b>						
3.7L (225) L6	63-62 61-60		CH PS	OSGR DD	3257 3472	N17466
5.2L (318) V8	61-60		PS	DD	3460	
5.9L (361) V8	63-62 61-60		CH PS	OSGR DD	3257 3460	N17466
6.3L (383) V8	61-60		PS	DD	3460	
<b>FURY</b>						
3.7L (225) L6	78-64 61-60		CH PS	OSGR DD	3257 3472	N17466
3.8L (230) L6	59		PS	DD	3472	
4.5L (273) V8	69-64		CH	OSGR	3257	N17466
4.9L (299) V8	57		PS	DD	3453	
5.2L (318) V8	79-64 61-59 58-57		CH PS PS	OSGR DD DD	3257 3460 3453	N17466
5.7L (350) V8	58		PS	DD	3453	
5.9L (360) V8	78-71		CH	OSGR	3258	N17466
5.9L (361) V8	65-62 61-60		CH PS	OSGR DD	3257 3460	N17466
6.3L (383) V8	71-64 61-60		CH PS	OSGR DD	3258 3460	N17466
6.6L (400) V8	78-72		CH	OSGR	3258	N17466
6.8L (413) V8	62		PS	DD	3460	
7.0L (426) V8	66-64		CH	OSGR	3258	N17466
7.2L (440) V8	78-66		CH	OSGR	3258	N17466
<b>FURY I, II, III - SEE FURY</b>						
<b>GRAN FURY</b>						
3.7L (225) L6	83-80		CH	OSGR	3257	N17466
5.2L (318) V8	89-88 87-72		ND CH	OSGR OSGR	17084 3257	N17466 N17466
5.9L (360) V8	80-72		CH	OSGR	3258	N17466
6.6L (400) V8	78-72		CH	OSGR	3258	N17466
7.2L (440) V8	78-72		CH	OSGR	3258	N17466
<b>GRAND VOYAGER - SEE VOYAGER</b>						
<b>GTX</b>						
4.5L (273) V8	67		CH	OSGR	3257	N17466
5.2L (318) V8	68-67		CH	OSGR	3257	N17466
6.3L (383) V8	68-67		CH	OSGR	3258	N17466
7.0L (426) V8	71-70 67		CH CH	OSGR OSGR	3258 3257	N17466 N17466
7.2L (440) V8	71-67		CH	OSGR	3258	N17466
<b>HORIZON</b>						
1.6L (97) L4	86-83		MI	DD	16792	
1.7L (105) L4	83-78	w/AT w/MT	BO,ND BO,ND	DD DD	16417 16418	
2.2L (135) L4	90-87 86 85-81	Bosch Unit NDenso Unit	BO ND BO,ND	PMGR OSGR DD	16963 17007 16974 16727	N16963

## STARTERS / DÉMARREURS / MOTORES DE ARRANQUE

Liter Litre Litro	Year Année Año	Options Options Opciones	Mfg.	Series Série Serie	Reman	New Nouveau Nuevo
<b>PLYMOUTH - continued</b>						
<b>LASER</b>						
1.8L	94-91	w/AT w/MT	MD,MI MD,MI	DD PMDD	17288 16940	N17288 N16940
	90		MD,MI	PMDD	16940	N16940
2.0L	94-92	w/AT w/MT	MD,MI MD,MI	PMGR PMGR	17217 16939	N17217 N16939
	91-90		MD,MI	PMGR	16939	N16939
<b>NEON</b>						
<i>CHRYSLER TSB #08-39-96 STATES THAT THERE IS A CHANCE OF ICE BUILD-UP IN THE STARTER SOLENOID ("NO-START CONDITION") BECAUSE OF HIGH HUMIDITY AND BELOW FREEZING TEMPERATURES. THE PROBLEM CAN RE-OCCUR IN WARMER WEATHER ONCE DAMAGE HAS BEEN DONE.</i>						
2.0L (122) L4	01-00		BO	PMGR	17790	N17790
	99-98		BO	PMGR	17736	N17736
	97-95		BO	PMGR	17560	N17560
<b>PROWLER</b>						
3.5L (215) V6	01-00		ND	OSGR	17735	N17735
	99-97		MI	PMGR	17461	N17461
<b>RELIANT</b>						
2.2L (135) L4	89-87	Bosch Unit NDenso Unit	BO ND	PMGR OSGR	16963 17007	N16963
	86		BO,ND	DD	16974	
	85-81		BO,ND	DD	16727	
2.5L (153) L4	89-86	Bosch Unit NDenso Unit	BO ND	PMGR OSGR	16963 17007	N16963
2.6L (156) L4	85-81		ND	OSGR	16676	
<b>ROADRUNNER</b>						
4.5L (273) V8	68		CH	OSGR	3257	N17466
5.2L (318) V8	75-68		CH	OSGR	3257	N17466
5.6L (340) V8	73-71		CH	OSGR	3257	N17466
5.9L (360) V8	75-74		CH	OSGR	3258	N17466
6.3L (383) V8	71-68		CH	OSGR	3258	N17466
6.6L (400) V8	75-72		CH	OSGR	3258	N17466
	71-70		CH	OSGR	3258	N17466
7.0L (426) V8	69-68	w/AT	CH	OSGR	3258	N17466
	74-68		CH	OSGR	3258	N17466
<b>SAPPORO</b>						
1.6L	79-78	w/AT w/MT	MI MI	DD DD	16514 16522	N16940
	2.6L	83-81	w/AT w/MT	MI MI	OSGR DD	16720 16514
80-78		w/AT w/MT	MI MI	DD DD	16524 16514	N16940
<b>SATELLITE</b>						
3.7L (225) L6	74-66		CH	OSGR	3257	N17466
4.5L (273) V8	68-65		CH	OSGR	3257	N17466
5.2L (318) V8	74-65		CH	OSGR	3257	N17466
5.6L (340) V8	73-71		CH	OSGR	3257	N17466
5.9L (360) V8	74		CH	OSGR	3257	N17466
5.9L (361) V8	66-65		CH	OSGR	3257	N17466
6.3L (383) V8	71-65		CH	OSGR	3258	N17466
6.6L (400) V8	74-72		CH	OSGR	3258	N17466
7.0L (426) V8	71-70		CH	OSGR	3258	N17466
	69-65	w/AT	CH	OSGR	3258	N17466
7.2L (440) V8	74-66		CH	OSGR	3258	N17466
<b>SAVOY</b>						
3.7L (225) L6	64-62		CH	OSGR	3257	N17466
4.5L (273) V8	64		CH	OSGR	3257	N17466
5.2L (318) V8	64		CH	OSGR	3257	N17466

## STARTERS / DÉMARREURS / MOTORES DE ARRANQUE

Liter Litre Litro	Year Année Año	Options Options Opciones	Mfg.	Series Série Serie	Reman	New Nouveau Nuevo
<b>PLYMOUTH - continued</b>						
<b>SAVOY - continued</b>						
5.9L (361) V8	64-62		CH	OSGR	3257	N17466
6.3L (383) V8	64		CH	OSGR	3258	N17466
7.0L (426) V8	64		CH	OSGR	3258	N17466
<b>SCAMP (CAR)</b>						
3.2L (198) L6	74-73		CH	OSGR	3257	N17466
	72-71	Exc 3-Spd MT	CH	OSGR	3257	N17466
		3-Spd MT	CH	DD	3248	
3.7L (225) L6	76-71		CH	OSGR	3257	N17466
5.2L (318) V8	76-71		CH	OSGR	3257	N17466
<b>SCAMP (TRUCK)</b>						
2.2L (135) L4	84-82		BO,ND	DD	16727	
<b>SPORT WAGON</b>						
3.7L (225) L6	61-60		PS	DD	3472	
5.2L (318) V8	61-60		PS	DD	3460	
5.9L (361) V8	61-60		PS	DD	3460	
6.3L (383) V8	61-60		PS	DD	3460	
<b>SUBURBAN</b>						
3.7L (225) L6	61-60		PS	DD	3472	
3.8L (230) L6	59		PS	DD	3472	
4.5L (273) V8	57		PS	DD	3453	
4.9L (299) V8	57		PS	DD	3453	
5.2L (318) V8	61-59		PS	DD	3460	
	58		PS	DD	3453	
5.7L (350) V8	58		PS	DD	3453	
5.9L (360) V8	59		PS	DD	3460	
5.9L (361) V8	61-60		PS	DD	3460	
6.3L (383) V8	61-60		PS	DD	3460	
<b>SUNDANCE</b>						
2.2L (135) L4	94-90		BO	PMGR	16963	N16963
	89-87	Bosch Unit	BO	PMGR	16963	N16963
		NDenso Unit	ND	OSGR	17007	
2.5L (153) L4	94-90		BO	PMGR	16963	N16963
	89-88	Bosch Unit	BO	PMGR	16963	N16963
		NDenso Unit	ND	OSGR	17007	
3.0L (181) V6	94-92	Bosch Unit	BO	PMGR	17210	N17210
		NDenso Unit	ND	OSGR	17216	N17216
<b>TRAILDUSTER</b>						
3.7L (225) L6	80-75		CH	OSGR	3257	N17466
5.2L (318) V8	81-74		CH	OSGR	3257	N17466
5.9L (360) V8	81-74		CH	OSGR	3258	N17466
6.6L (400) V8	78-76		CH	OSGR	3258	N17466
	74		CH	OSGR	3258	N17466
7.2L (440) V8	78-74		CH	OSGR	3258	N17466
<b>TURISMO</b>						
1.6L (97) L4	85-83		MI	DD	16792	
1.7L (105) L4	83	w/AT	BO,ND	DD	16417	
		w/MT	BO,ND	DD	16418	
2.2L (135) L4	85-83		BO,ND	DD	16727	
<b>VALIANT</b>						
2.8L (170) L6	69-64		CH	OSGR	3257	N17466
	63-62		PS	DD	3472	
3.2L (198) L6	74-73		CH	OSGR	3257	N17466
	72-70	Exc 3-Spd MT	CH	OSGR	3257	N17466
		3-Spd MT	CH	DD	3248	



## STARTERS / DÉMARREURS / MOTORES DE ARRANQUE

Liter Litre Litro	Year Année Año	Options Options Opciones	Mfg.	Series Série Serie	Reman	New Nouveau Nuevo
<b>PLYMOUTH - continued</b>						
<b>VALIANT - continued</b>						
3.7L (225) L6	76-62		CH	OSGR	3257	N17466
	61		PS	DD	3472	
4.5L (273) V8	69-64		CH	OSGR	3257	N17466
5.2L (318) V8	76-68		CH	OSGR	3257	N17466
5.6L (340) V8	73-70		CH	OSGR	3257	N17466
5.9L (360) V8	76-74		CH	OSGR	3257	N17466
<b>VIP</b>						
5.2L (318) V8	67		CH	OSGR	3257	N17466
6.3L (383) V8	67		CH	OSGR	3258	N17466
7.2L (440) V8	67		CH	OSGR	3258	N17466
<b>VOLARE</b>						
3.7L (225) L6	80-76		CH	OSGR	3257	N17466
5.2L (318) V8	80-76		CH	OSGR	3257	N17466
5.9L (360) V8	80-76		CH	OSGR	3258	N17466
<b>VOYAGER</b>						
<i>CHRYSLER TSB #08-53-94 REFERS TO A PROBLEM WITH 1995-94 VOYAGERS WITH A "NO CRANK" CONDITION CAUSED BY A POORLY SEATED BATTERY CABLE TERMINAL AT THE STARTER. BY REMOVING SOME OF THE MATERIAL ON THE CABLE INSULATOR, THE CONNECTION IS VASTLY IMPROVED.</i>						
2.2L (135) L4	87-86	Bosch Unit	BO	PMGR	16963	N16963
		NDenso Unit	ND	OSGR	17007	
	85-84		BO,ND	DD	16727	
2.4L (148) L4	00-96		ND	OSGR	17571	N17571
2.5L (153) L4	95-90		BO	PMGR	16963	N16963
	89-87	Bosch Unit	BO	PMGR	16963	N16963
		NDenso Unit	ND	OSGR	17007	
2.6L (156) L4	87-84		ND	OSGR	16676	
3.0L (181) V6	00-96		ND	OSGR	17570	N17570
	95-91	Bosch Unit	BO	PMGR	17210	N17210
		NDenso Unit	ND	OSGR	17216	N17216
	90	Bosch Unit	BO	PMGR	17210	N17210
		NDenso Unit	ND	OSGR	17020	N17216
	89-87	Bosch Unit	BO	PMGR	17047	N17210
		NDenso Unit	ND	OSGR	17020	N17216
3.3L (201) V6	00		ND	OSGR	17784	N17784
	99	w/Oval Switch Terminal	ND	OSGR	17784	N17784
		w/Square Switch Terminal	ND	OSGR	17465	N17465
	98-93		ND	OSGR	17465	N17465
	92-90		ND	OSGR	17197	N17197
3.8L (230) V6	00		ND	OSGR	17784	N17784
	99	w/Oval Switch Terminal	ND	OSGR	17784	N17784
		w/Square Switch Terminal	ND	OSGR	17465	N17465
	98-94		ND	OSGR	17465	N17465
<b>OLDER MODELS</b>						
3.7L (225) L6	69-62		CH	OSGR	3257	N17466
	61-60		PS	DD	3472	
3.8L (230) L6	59		PS	DD	3472	
4.5L (273) V8	69-64		CH	OSGR	3257	N17466
	57		PS	DD	3453	
4.9L (299) V8	57		PS	DD	3453	
5.2L (318) V8	69-64		CH	OSGR	3257	N17466
	61-59		PS	DD	3460	
	58		PS	DD	3453	
5.7L (350) V8	58		PS	DD	3453	
5.9L (360) V8	59		PS	DD	3460	
5.9L (361) V8	65-62		CH	OSGR	3257	N17466
	61-60		PS	DD	3460	
6 Cyl Engines	59		PS	DD	3472	

## STARTERS / DÉMARREURS / MOTORES DE ARRANQUE

Liter Litre Litro	Year Année Año	Options Options Opciones	Mfg.	Series Série Serie	Reman	New Nouveau Nuevo
<b>PLYMOUTH - continued</b>						
<b>OLDER MODELS - continued</b>						
6.3L (383) V8	71-64		CH	OSGR	3258	N17466
	61-60		PS	DD	3460	
7.0L (426) V8	66-64		CH	OSGR	3258	N17466
7.2L (440) V8	69-66		CH	OSGR	3258	N17466
8 Cyl Engines	61-59		PS	DD	3460	
	58-57		PS	DD	3453	
<b>PONTIAC</b>						
<i>MOST OF THE PONTIAC MODELS BUILT AFTER 1994 USE A VARIATION OF THE PG260 PERMANENT MAGNET GEAR REDUCTION (PMGR) STARTER. THE PG260 STARTER DIFFERS IN RATING (kw) DEPENDING ON THE SERIES OF THE STARTER. IN AN ATTEMPT TO MINIMIZE THE QUANTITY OF PART NUMBERS, A CONSOLIDATION HAS BEEN MADE WHEN EARLIER AND LATER VERSIONS HAVE THE SAME MOUNTING, AND VIRTUALLY THE SAME RATING, ALTHOUGH INTERNAL COMPONENTS MAY HAVE CHANGED. THIS HAS OFTEN BEEN A RESULT OF MAKING THE STARTER MOTOR EVEN SMALLER AND LIGHTER AS TIME GOES ON. WHEN DIFFERENT SERIES STARTERS SHARE THE SAME PART NUMBER, IT HAS BEEN DETERMINED THAT EITHER SERIES WITHIN THIS PART NUMBER CAN BE USED IN ALL APPLICATIONS SHOWN.</i>						
<b>6000</b>						
2.5L (151) L4	91-85		DR	DD	6310	N6310
	84	From Mid 1984	DR	DD	6310	N6310
		To Mid 1984	DR	DD	6312	N6312
	83		DR	DD	6309	
	82		DR	DD	6312	N6312
2.8L (173) V6	89-84		DR	DD	6312	N6312
	83	From Mid 1983	DR	DD	6312	N6312
		To Mid 1983	DR	DD	6312	N6312
82		DR	DD	6312	N6312	
3.1L (189) V6	91-88		DR	DD	6312	N6312
4.3L (260) V6 (Diesel)	85-84		MI	OSGR	16869	
	83-82		DR	OSGR	3742	
<b>ACADIAN</b>						
1.4L (85) L4	77-76		DR	DD	6319	
1.6L (98) L4	87-82		DR	DD	6319	
	81	From Mid 1981	DR	DD	6319	
		To Mid 1981	DR	DD	6319	
80-76		DR	DD	6319		
1.8L (110) L4 (Diesel)	86-81		HI	OSGR	16740	
4.1L (250) L6	71-70		DR	DD	3664	N3631
5.0L (307) V8	71		DR	DD	3664	N3631
5.7L (350) V8	71-68		DR	DD	3505	
<b>ASTRE</b>						
2.3L (140) L4	77-75		DR	DD	3525	
2.5L (151) L4	77	Replaces 8MT Starter	DR	DD	3664	N3631
<b>AZTEK</b>						
3.4L (207) V6	05-01		DR	PMGR	6491	N6491
<b>BONNEVILLE</b>						
3.8L (231) V6	05-04		DR	PMGR	6484	N6484
	03-98	w/Supercharger	DR	PMGR	6472	N6472
		wo/Supercharger	DR	PMGR	6484	N6484
	97	w/Supercharger	DR	PMGR	6472	N6472
		wo/Supercharger	DR	DD	6476	N6476
	96		DR	DD	6476	N6476
	95	w/Supercharger	DR	PMGR	6472	N6472
		wo/Supercharger	DR	DD	6339	N6339
	94	w/Supercharger, DD Starter	DR	DD	6339	N6339
		w/Supercharger, PMGR Starter	DR	PMGR	6431	N6472
		wo/Supercharger	DR	DD	6339	N6339
	93-92	w/Supercharger	DR	PMGR	6431	N6472
wo/Supercharger		DR	DD	6339	N6339	
91-87		DR	DD	6339	N6339	

## STARTERS / DÉMARREURS / MOTORES DE ARRANQUE

Liter Litre Litro	Year Année Año	Options Options Opciones	Mfg.	Series Série Serie	Reman	New Nouveau Nuevo
<b>PONTIAC - continued</b>						
<b>BONNEVILLE - continued</b>						
3.8L (231) V6	86-82		DR	DD	3800	N3838
	81-80		DR	DD	3664	N3631
4.1L (252) V6	82		DR	DD	3838	N3838
4.3L (262) V6	86		DR	DD	3800	N3838
4.3L (265) V8	81-80		DR	DD	3504	
4.6L (281) V8	05	1st Prod	DR	PMGR	6471	N6471
		2nd Prod	DR	PMGR	6756	
	04		DR	PMGR	6471	N6471
4.9L (301) V8	80-78		DR	DD	3504	
	77		DR	DD	3505	
5.0L (305) V8	86-84		DR	DD	3838	N3838
	83		DR	DD	6316	N6316
	81	VIN H	DR	DD	3502	
5.0L (307) V8	81	VIN Y	DR	DD	3504	
5.7L (348) V8	57	20-22 Series w/TurboGlide Trans	DR	DD	3635	
			DR	DD	3689	
5.7L (350) V8	80-78	VIN R	DR	DD	3696	
		VIN X	DR	DD	3631	N3631
	77	VIN P	DR	DD	3696	
		VIN R	DR	DD	3505	
	75-74		DR	DD	3505	
	72-70		DR	DD	3505	
5.7L (350) V8 (Diesel)	84		MI	OSGR	16871	
	83-82		DR	OSGR	3741	
	81-80		DR	DD	3725	
6.1L (370) V8	58	20-22 Series w/TurboGlide Trans	DR	DD	3635	
			DR	DD	3689	
6.4L (389) V8	66-65		DR	DD	3696	
	60-59	20-22 Series w/TurboGlide Trans	DR	DD	3635	
			DR	DD	3689	
6.6L (400) V8	78-67		DR	DD	3696	
6.6L (403) V8	79-77		DR	DD	3696	
6.9L (421) V8	66-65		DR	DD	3696	
7.0L (428) V8	69-67		DR	DD	3696	
7.5L (455) V8	76-70		DR	DD	3696	
<b>CATALINA</b>						
3.8L (229) V6	80		DR	DD	3502	
3.8L (231) V6	81-77		DR	DD	3664	N3631
4.1L (250) L6	79-77		DR	DD	3664	N3631
4.3L (265) V8	81-80		DR	DD	3504	
4.4L (267) V8	81-80		DR	DD	3502	
4.9L (301) V8	80-78		DR	DD	3504	
	77		DR	DD	3505	
5.0L (305) V8	81-80	VIN H	DR	DD	3502	
5.0L (307) V8	81	VIN Y	DR	DD	3504	
5.7L (348) V8	57	20-22 Series w/TurboGlide Trans	DR	DD	3635	
			DR	DD	3689	
5.7L (350) V8	80-78	VIN R	DR	DD	3696	
		VIN X	DR	DD	3631	N3631
	77	VIN P	DR	DD	3696	
		VIN R	DR	DD	3505	
	73-70		DR	DD	3505	
5.7L (350) V8 (Diesel)	81-80		DR	DD	3725	
6.1L (370) V8	58	20-22 Series w/TurboGlide Trans	DR	DD	3635	
			DR	DD	3689	
6.4L (389) V8	66-65		DR	DD	3696	
	60-59	20-22 Series w/TurboGlide Trans	DR	DD	3635	
			DR	DD	3689	

# STARTERS / DÉMARREURS / MOTORES DE ARRANQUE

Liter Litre Litro	Year Année Año	Options Options Opciones	Mfg.	Series Série Serie	Reman	New Nouveau Nuevo
<b>PONTIAC - continued</b>						
<b>CATALINA - continued</b>						
6.6L (400) V8	78-67		DR	DD	3696	
6.6L (403) V8	79-77		DR	DD	3696	
6.9L (421) V8	69-65		DR	DD	3696	
7.0L (428) V8	69-67		DR	DD	3696	
7.5L (455) V8	76-70		DR	DD	3696	
<b>CHIEFTAIN</b>						
5.7L (348) V8	57	20-22 Series w/TurboGlide Trans	DR	DD	3635	
			DR	DD	3689	
6.1L (370) V8	58	20-22 Series w/TurboGlide Trans	DR	DD	3635	
			DR	DD	3689	
<b>EXECUTIVE</b>						
5.7L (350) V8	70		DR	DD	3505	
6.6L (400) V8	70-67		DR	DD	3696	
7.0L (428) V8	69-67		DR	DD	3696	
7.5L (455) V8	70		DR	DD	3696	
<b>FIERO</b>						
2.5L (151) L4	88-84		DR	DD	6312	N6312
2.8L (173) V6	88-85		DR	DD	6312	N6312
<b>FIREBIRD</b>						
<i>CARE MUST BE TAKEN WHEN REPLACING THE 6442 AND 6470 STARTERS, AS THEY LOOK IDENTICAL, BUT TAKE DIFFERENT LENGTH MOUNTING BOLTS (THE 6470 ARE SHORTER), WHICH CAN CAUSE INSTALLATION PROBLEMS, AND EVEN DAMAGE THE BLOCK, IF "BOTTOMED-OUT".</i>						
<i>GM TSB #57-64-03 DESCRIBES A CONDITION IN 1995 CARS WHERE THE STARTER MAY CONTINUE TO RUN OR CRANK AFTER THE IGNITION SWITCH IS TURNED OFF BECAUSE OF A GROUND IN THE #6 CIRCUIT (USUALLY A PURPLE WIRE) WHICH ALLOWS CURRENT TO BE FED BACK THROUGH THE SOLENOID'S PULL-IN WINDINGS TO GROUND. THIS HOLDS THE PLUNGER IN, WHICH KEEPS THE STARTER RUNNING. THE REPAIR FOR THIS CONDITION IS TO DISCONNECT THE #6 LEAD AT THE "S" TERMINAL OF THE SOLENOID, THEN CHECK FOR ANY RESISTANCE IN THE LINE. IF THERE IS ANYTHING OTHER THAN INFINITE, THEN FIND THE GROUND IN THIS CIRCUIT AND ELIMINATE IT.</i>						
2.5L (151) L4	86-84		DR	DD	6310	N6310
	83	From Mid 1983	DR	DD	6307	
		To Mid 1983	DR	DD	6309	
	82		DR	DD	6312	N6312
2.8L (173) V6	89-82		DR	DD	6313	N6313
3.1L (189) V6	92-91		DR	DD	6419	N6419
	90		DR	DD	6313	N6313
3.4L (207) V6	95-93		DR	DD	6419	N6419
3.8L (231) V6	02-98		DR	PMGR	6484	N6484
	97-95		DR	PMGR	6472	N6472
	89		DR	DD	3800	N3838
	81-77		DR	DD	3664	N3631
4.1L (250) L6	76-75	w/AT	DR	DD	3508	N3510
		w/MT	DR	DD	3664	N3631
	74-70		DR	DD	3664	N3631
4.3L (265) V8	81-80		DR	DD	3504	
4.4L (267) V8	81		DR	DD	3502	
4.9L (301) V8	81-79		DR	DD	3504	
	77		DR	DD	3505	
5.0L (305) V8	92-91		DR	DD	6418	N6418
	90-87	w/AT	DR	DD	3838	N3838
		w/MT	DR	DD	6316	N6316
	86-85	VIN F or H, w/AT	DR	DD	3838	N3838
		VIN F or H, w/MT	DR	DD	6316	N6316
		VIN G	DR	DD	6316	N6316
	84-83		DR	DD	6316	N6316
	82	w/AT	DR	DD	6316	N6316
		w/MT	DR	DD	3689	
	81	w/AT	DR	DD	3508	N3510
w/MT		DR	DD	3689		
80		DR	DD	3502		

## STARTERS / DÉMARREURS / MOTORES DE ARRANQUE

Liter Litre Litro	Year Année Año	Options Options Opciones	Mfg.	Series Série Serie	Reman	New Nouveau Nuevo
<b>PONTIAC - continued</b>						
<b>FIREBIRD - continued</b>						
5.0L (305) V8	79-77	w/AT w/MT	DR DR	DD DD	3508 3689	N3510
5.3L (326) V8	67		DR	DD	3696	
5.7L (350) V8	02-98		DR	PMGR	6482	N6482
	97-95		DR	PMGR	6470	N6470
	94-93		DR	PMGR	6442	N6442
	92-87		DR	DD	3838	N3838
	79-78	w/AT w/MT	DR DR	DD DD	3510 3689	N3510
	77-68	Std Opt	DR DR	DD DD	3505 3696	
6.6L (400) V8	79-67		DR	DD	3696	
6.6L (403) V8	79-77		DR	DD	3696	
7.5L (455) V8	76-71		DR	DD	3696	
<b>FIREFLY</b>						
1.0L	00-94	w/AT w/MT	MI,ND MI,ND	PMGR DD	17142 16971	N17142
	91-89	w/AT w/MT	MI,ND MI,ND	PMGR DD	17142 16971	N17142
	88-85	w/AT	ND	OSGR	17143	
		w/MT	MI,ND	DD	16971	
1.3L	00-94	w/AT w/MT	MI,ND MI,ND	PMGR DD	17142 16971	N17142
<b>G3</b>						
1.6L (98) L4	09		DR	PMGR	6978	
<b>G5</b>						
2.2L (134) L4	09-08		DR	PMGR	6947	
	07		DR	PMGR	6944	
2.4L (145) L4	08		DR	PMGR	6947	
	07		DR	PMGR	6944	
<b>G6</b>						
2.4L (145) L4	10-08		DR	PMGR	6947	
	07		DR	PMGR	6944	
	06		DR	PMGR	6493	N6493
3.5L (213) V6	10-07		DR	PMGR	6786	N6786
	06		DR	PMGR	6783	
	05		DR	PMGR	6491	N6491
3.6L (217) V6	09-07		MI	PMGR	17997	N17997
3.9L (237) V6	09-06		DR	PMGR	6786	N6786
<b>G8</b>						
3.6L (217) V6	09-08		MI	PMGR	19021	
6.0L (364) V8	09-08		MI	PMGR	19022	
6.2L (376) V8	09		MI	PMGR	19022	
<b>GRAND AM</b>						
2.0L (122) L4	89-87		DR	DD	6308	
2.2L (134) L4	05-02		DR	PMGR	6493	N6493
2.3L (138) L4	95-88		DR	DD	6413	N6413
2.4L (146) L4	01-99		DR	PMGR	6480	N6480
	98-96		DR	DD	6475	N6475
2.5L (151) L4	91-85		DR	DD	6309	
3.0L (181) V6	87-86		DR	DD	6339	N6339
	85		DR	DD	6310	N6310
3.1L (189) V6	98-96		DR	DD	6473	N6473
	95-94		DR	DD	6415	N6415
3.3L (204) V6	93-92		DR	DD	6339	N6339

## STARTERS / DÉMARREURS / MOTORES DE ARRANQUE

Liter Litre Litro	Year Année Año	Options Options Opciones	Mfg.	Series Série Serie	Reman	New Nouveau Nuevo
<b>PONTIAC - continued</b>						
<b>GRAND AM - continued</b>						
3.4L (207) V6	05-01		DR	PMGR	6491	N6491
	00-99		DR	PMGR	6481	N6481
3.8L (231) V6	79		DR	DD	3664	N3631
4.9L (301) V8	80		DR	DD	3504	
	79-78	VIN W VIN Y	DR	DD	3664	N3631
			DR	DD	3504	
5.0L (305) V8	80-78		DR	DD	3502	
5.7L (350) V8	75		DR	DD	3505	
	73		DR	DD	3505	
6.6L (400) V8	75-73		DR	DD	3696	
7.5L (455) V8	75-73		DR	DD	3696	
<b>GRAND PRIX</b>						
2.3L (138) L4	91-90		DR	DD	6413	N6413
2.8L (173) V6	89-88		DR	DD	6312	N6312
3.1L (189) V6	03-01		DR	PMGR	6491	N6491
	00-98		DR	PMGR	6481	N6481
	97-96		DR	DD	6473	N6473
	95-91		DR	DD	6415	N6415
	90-89		DR	DD	6312	N6312
3.4L (207) V6	96		DR	PMGR	6472	N6472
	95-91		DR	DD	6424	
3.8L (231) V6	08		DR	PMGR	6484	N6484
	07-98	w/Supercharger wo/Supercharger	DR	PMGR	6472	N6472
			DR	PMGR	6484	N6484
	97		DR	PMGR	6472	N6472
	87-82		DR	DD	3800	N3838
	81-78		DR	DD	3664	N3631
4.1L (252) V6	82		DR	DD	3838	N3838
4.3L (262) V6	87-86		DR	DD	3838	N3838
4.3L (265) V8	81-80		DR	DD	3504	
4.4L (267) V8	82		DR	DD	6316	N6316
	81		DR	DD	3502	
4.9L (301) V8	80		DR	DD	3504	
	79-78	VIN W VIN Y	DR	DD	3664	N3631
			DR	DD	3504	
	77		DR	DD	3505	
5.0L (305) V8	87-84		DR	DD	3838	N3838
	83		DR	DD	6316	N6316
	80-78		DR	DD	3502	
5.3L (325) V8	08-05		MI	PMGR	17985	
5.7L (350) V8	77	VIN P VIN R	DR	DD	3696	
			DR	DD	3505	
	76		DR	DD	3505	
	70-69		DR	DD	3505	
5.7L (350) V8 (Diesel)	84		MI	OSGR	16871	
	83-82		DR	OSGR	3741	
	81		DR	DD	3725	
6.4L (389) V8	66-65		DR	DD	3696	
6.6L (400) V8	77-67		DR	DD	3696	
6.6L (403) V8	77		DR	DD	3696	
6.9L (421) V8	66-65		DR	DD	3696	
7.0L (428) V8	69-67		DR	DD	3696	
7.5L (455) V8	76-70		DR	DD	3696	
<b>GRAND SAFARI</b>						
4.9L (301) V8	77		DR	DD	3505	
5.7L (350) V8	77		DR	DD	3505	
6.6L (400) V8	78-71		DR	DD	3696	
6.6L (403) V8	78-77		DR	DD	3696	

## STARTERS / DÉMARREURS / MOTORES DE ARRANQUE

Liter Litre Litro	Year Année Año	Options Options Opciones	Mfg.	Series Série Serie	Reman	New Nouveau Nuevo
<b>PONTIAC - continued</b>						
<b>GRAND SAFARI - continued</b>						
7.5L (455) V8	76-71		DR	DD	3696	
<b>GRANDVILLE</b>						
6.6L (400) V8	75		DR	DD	3696	
	73-71		DR	DD	3696	
7.5L (455) V8	75-71		DR	DD	3696	
<b>GTO</b>						
5.3L (326) V8	67-64		DR	DD	3505	
5.7L (350) V8	04		MI	PMGR	17913	
	71-70		DR	DD	3505	
6.0L (364) V8	06-05		MI	PMGR	17913	
6.4L (389) V8	66-65		DR	DD	3696	
6.6L (400) V8	73-67		DR	DD	3696	
7.5L (455) V8	73-70		DR	DD	3696	
<b>J-2000</b>						
1.8L (112) L4	84-83		DR	DD	6308	
	82	w/Carb	DR	DD	6312	N6312
		w/FI	DR	DD	6308	
2.0L (122) L4	84-83		DR	DD	6312	N6312
<b>LAURENTIAN</b>						
3.8L (229) V6	80		DR	DD	3502	
3.8L (231) V6	81		DR	DD	3664	N3631
4.1L (250) L6	79-77		DR	DD	3664	N3631
4.3L (265) V8	81		DR	DD	3504	
4.4L (267) V8	81-80		DR	DD	3502	
5.0L (305) V8	81	VIN H	DR	DD	3502	
	80-77		DR	DD	3502	
5.0L (307) V8	81	VIN Y	DR	DD	3504	
5.7L (350) V8	80		DR	DD	3631	N3631
	79-78		DR	DD	3510	N3510
	77		DR	DD	3696	
	76		DR	DD	3505	
5.7L (350) V8 (Diesel)	81-80		DR	DD	3725	
6.6L (400) V8	76		DR	DD	3696	
7.5L (455) V8	76		DR	DD	3696	
<b>LEMANS</b>						
1.6L (98) L4	93-89		DR	PMGR	6401	
	88	Bosch Unit	BO	PMGR	17124	
		Delco Unit	DR	PMGR	6401	
2.0L (122) L4	90-89		DR	DD	6308	
3.3L (200) V6	79-78		DR	DD	3502	
3.5L (215) L6	65-64		DR	DD	3664	N3631
3.8L (229) V6	81		DR	DD	3664	N3631
	80		DR	DD	3502	
3.8L (231) V6	83-82		DR	DD	3800	N3838
	81-77		DR	DD	3664	N3631
4.1L (250) L6	77		DR	DD	3664	N3631
	76-75	w/AT	DR	DD	3508	N3510
		w/MT	DR	DD	3664	N3631
	74-68		DR	DD	3664	N3631
4.1L (252) V6	82		DR	DD	3838	N3838
4.3L (260) V8	76		DR	DD	3505	
4.3L (265) V8	81-80		DR	DD	3504	
4.4L (267) V8	82		DR	DD	6316	N6316
	81-79		DR	DD	3502	
4.9L (301) V8	81-78		DR	DD	3504	
	77		DR	DD	3505	

## STARTERS / DÉMARREURS / MOTORES DE ARRANQUE

Liter Litre Litro	Year Année Año	Options Options Opciones	Mfg.	Series Série Serie	Reman	New Nouveau Nuevo
<b>PONTIAC - continued</b>						
<b>LEMANS - continued</b>						
5.0L (305) V8	83-82		DR	DD	6316	N6316
	81-78		DR	DD	3502	
	77		DR	DD	3505	
	76	w/AT w/MT	DR DR	DD DD	3508 3689	N3510
5.3L (326) V8	63		DR	DD	3505	
5.7L (350) V8	79-78	w/AT	DR	DD	3510	N3510
		w/MT	DR	DD	3689	
	77	VIN L, Chevrolet Eng, w/AT	DR	DD	3510	N3510
		VIN L, Chevrolet Eng, w/MT VIN P VIN R	DR DR DR	DD DD DD	3689 3696 3505	
76-68		DR	DD	3505		
5.7L (350) V8 (Diesel)	83-82		DR	OSGR	3741	
6.4L (389) V8	66-65		DR	DD	3696	
6.6L (400) V8	77-68		DR	DD	3696	
6.6L (403) V8	77		DR	DD	3696	
7.0L (428) V8	69-68		DR	DD	3696	
7.5L (455) V8	76-70		DR	DD	3696	
<b>MONTANA</b>						
3.4L (207) V6	05-01		DR	PMGR	6491	N6491
	00-99		DR	PMGR	6481	N6481
3.5L (213) V6	06		DR	PMGR	6783	
	05		DR	PMGR	6491	N6491
3.9L (237) V6	08-06		DR	PMGR	6784	
<b>OPTIMA</b>						
1.6L (98) L4	93-89		DR	PMGR	6401	
	88	Bosch Unit	BO	PMGR	17124	
		Delco Unit	DR	PMGR	6401	
2.0L (122) L4	90-88		DR	DD	6308	
<b>PARISIENNE</b>						
3.8L (229) V6	83	From Mid 1983	DR	DD	3838	N3838
		To Mid 1983	DR	DD	6316	N6316
	80		DR	DD	3502	
3.8L (231) V6	85-82		DR	DD	3800	N3838
	81		DR	DD	3664	N3631
4.1L (250) L6	79-77		DR	DD	3664	N3631
4.3L (262) V6	86-85		DR	DD	3838	N3838
4.3L (265) V8	81		DR	DD	3504	
4.4L (267) V8	82		DR	DD	6316	N6316
	81-80		DR	DD	3502	
5.0L (305) V8	86-84	VIN H	DR	DD	3838	N3838
	83-82		DR	DD	6316	N6316
	81	VIN H	DR	DD	3502	
	80-77		DR	DD	3502	
5.0L (307) V8	86	VIN Y	DR	DD	6315	N6315
	81	VIN Y	DR	DD	3504	
5.7L (350) V8	80		DR	DD	3631	N3631
	79-78		DR	DD	3510	N3510
	77		DR	DD	3696	
	76		DR	DD	3505	
5.7L (350) V8 (Diesel)	85-84		MI	OSGR	16871	
	83-82		DR	OSGR	3741	
	81-80		DR	DD	3725	
6.6L (400) V8	76		DR	DD	3696	
7.5L (455) V8	76		DR	DD	3696	



## STARTERS / DÉMARREURS / MOTORES DE ARRANQUE

Liter Litre Litro	Year Année Año	Options Options Opciones	Mfg.	Series Série Serie	Reman	New Nouveau Nuevo
<b>PONTIAC - continued</b>						
<b>PHOENIX</b>						
2.5L (151) L4	84	From Mid 1984 To Mid 1984	DR	DD	6310	N6310
	83		DR	DD	6312	N6312
	82-81		DR	DD	6309	
	80		DR	DD	6312	N6312
	78		DR	DD	3535	
2.8L (173) V6	84		DR	DD	3502	
	83	From Mid 1983 To Mid 1983	DR	DD	6312	N6312
	82-81		DR	DD	6312	N6312
	80		DR	DD	6312	N6312
3.8L (231) V6	79-77		DR	DD	3535	
5.0L (305) V8	79	w/AT	DR	DD	3664	N3631
		w/MT	DR	DD	3664	N3631
5.7L (350) V8	78-77	w/AT	DR	DD	3508	N3510
		w/MT	DR	DD	3508	N3510
5.7L (350) V8	79-78	w/AT	DR	DD	3689	N3510
		w/MT	DR	DD	3689	N3510
	77	VIN L, Chevrolet Eng, w/AT VIN L, Chevrolet Eng, w/MT VIN R, Oldsmobile Eng	DR	DD	3510	N3510
			DR	DD	3689	N3510
			DR	DD	3505	
<b>PURSUIT</b>						
2.2L (134) L4	06-05		DR	PMGR	6493	N6493
2.4L (145) L4	06		DR	PMGR	6493	N6493
<b>SAFARI</b>						
4.1L (250) L6	73-68		DR	DD	3664	N3631
5.0L (307) V8	89-87		DR	DD	6315	N6315
5.7L (350) V8	70-68		DR	DD	3505	
6.4L (389) V8	65		DR	DD	3696	
6.6L (400) V8	70-68		DR	DD	3696	
6.9L (421) V8	65		DR	DD	3696	
7.0L (428) V8	70-68		DR	DD	3696	
<b>SOLSTICE</b>						
2.0L (122) L4	09-08		DR	PMGR	6947	
	07		DR	PMGR	6944	
2.4L (145) L4	09-08		DR	PMGR	6947	
	07		DR	PMGR	6944	
	06		DR	PMGR	6493	N6493
<b>STAR CHIEF</b>						
5.7L (348) V8	57	20-22 Series w/TurboGlide Trans	DR	DD	3635	
			DR	DD	3689	
6.1L (370) V8	58	20-22 Series w/TurboGlide Trans	DR	DD	3635	
			DR	DD	3689	
6.4L (389) V8	66-65		DR	DD	3696	
	60-59	20-22 Series w/TurboGlide Trans	DR	DD	3635	
6.9L (421) V8	66-65		DR	DD	3689	
			DR	DD	3696	
<b>SUNBIRD</b>						
1.8L (112) L4	86-85		DR	DD	6308	
2.0L (122) L4	94-87		DR	DD	6308	
	86-85		DR	DD	6312	N6312
2.3L (140) L4	77-76		DR	DD	3525	
2.5L (151) L4	80-78		DR	DD	3502	
	77		DR	DD	3664	N3631
3.1L (189) V6	94-91		DR	DD	6415	N6415
3.8L (231) V6	80-76		DR	DD	3664	N3631

## STARTERS / DÉMARREURS / MOTORES DE ARRANQUE

Liter Litre Litro	Year Année Año	Options Options Opciones	Mfg.	Series Série Serie	Reman	New Nouveau Nuevo
<b>PONTIAC - continued</b>						
<b>SUNBIRD - continued</b>						
5.0L (305) V8	79	w/AT w/MT	DR	DD	3508	N3510
			DR	DD	3689	
	78		DR	DD	3502	
<b>SUNBURST</b>						
1.5L	88-87	w/Turbo	ND	DD	16883	
		wo/Turbo, w/AT	ND	DD	16880	
		wo/Turbo, w/MT	ND	DD	16879	
	86-85	w/AT	ND	DD	16880	
		w/MT	ND	DD	16879	
<b>SUNFIRE</b>						
2.2L (134) L4	05-03		DR	PMGR	6493	N6493
	02	DOHC	DR	PMGR	6493	N6493
		OHV	DR	PMGR	6491	N6491
	01-99		DR	PMGR	6481	N6481
	98	DD Starter	DR	DD	6473	N6473
		PMGR Starter	DR	PMGR	6481	N6481
	97-96		DR	DD	6473	N6473
	95		DR	DD	6415	N6415
	2.3L (138) L4	95		DR	DD	6413
2.4L (146) L4	02-99		DR	PMGR	6480	N6480
	98-96		DR	DD	6475	N6475
<b>SUNRUNNER</b>						
1.6L	97-94	w/AT	MI	PMGR	17194	N17194
		w/MT	MI	PMGR	17266	N17266
	93-92	w/AT	MI	PMGR	17206	N17194
		w/MT	MI	DD	17166	
<b>SUPER CHIEF</b>						
5.7L (348) V8	57	20-22 Series	DR	DD	3635	
		w/TurboGlide Trans	DR	DD	3689	
6.1L (370) V8	58	20-22 Series	DR	DD	3635	
		w/TurboGlide Trans	DR	DD	3689	
<b>T-1000</b>						
1.6L (98) L4	87-81		DR	DD	6319	
<b>TEMPEST</b>						
2.0L (122) L4	89-87		DR	DD	6312	N6312
2.2L (134) L4	91-90		DR	DD	6415	N6415
2.8L (173) V6	89-87		DR	DD	6312	N6312
3.1L (189) V6	91		DR	DD	6415	N6415
	90		DR	DD	6312	N6312
3.5L (215) L6	65-64		DR	DD	3664	N3631
4.1L (250) L6	71-70		DR	DD	3664	N3631
5.3L (326) V8	67-63		DR	DD	3505	
5.7L (350) V8	71-68		DR	DD	3505	
6.4L (389) V8	66-65		DR	DD	3696	
6.6L (400) V8	71-68		DR	DD	3696	
7.0L (428) V8	69		DR	DD	3696	
<b>TORRENT</b>						
3.4L (207) V6	09-07		DR	PMGR	6786	N6786
	06		DR	PMGR	6785	N6785
3.6L (217) V6	09-08		MI	PMGR	17997	N17997
<b>TRANS SPORT</b>						
3.1L (189) V6	95-91		DR	DD	6415	N6415
	90		DR	DD	6312	N6312
3.4L (207) V6	99-97		DR	PMGR	6481	N6481
	96		DR	DD	6473	N6473

## STARTERS / DÉMARREURS / MOTORES DE ARRANQUE

Liter Litre Litro	Year Année Año	Options Options Opciones	Mfg.	Series Série Serie	Reman	New Nouveau Nuevo
<b>PONTIAC - continued</b>						
<b>TRANSPORT - continued</b>						
3.8L (231) V6	95-92		DR	DD	6339	N6339
<b>VENTURA</b>						
2.5L (151) L4	77		DR	DD	3664	N3631
3.8L (231) V6	77		DR	DD	3664	N3631
4.1L (250) L6	76-75	w/AT w/MT	DR	DD	3508	N3510
	74-71		DR	DD	3664	N3631
4.3L (260) V8	76-75		DR	DD	3505	
4.9L (301) V8	77		DR	DD	3505	
5.0L (305) V8	77	w/AT	DR	DD	3508	N3510
		w/MT	DR	DD	3689	
5.0L (307) V8	73-71		DR	DD	3664	N3631
5.7L (350) V8	77	VIN L, Chevrolet Eng, w/AT	DR	DD	3510	N3510
		VIN L, Chevrolet Eng, w/MT	DR	DD	3689	
		VIN R, Oldsmobile Eng	DR	DD	3505	
	76		DR	DD	3664	N3631
	75	VIN E VIN H VIN J VIN M	DR DR DR DR	DD DD DD DD	3664 3505 3664 3505	N3631 N3631
74-72		DR	DD	3505		
6.4L (389) V8	60	20-22 Series w/TurboGlide Trans	DR	DD	3635	
			DR	DD	3689	
<b>VIBE</b>						
1.8L	10-09		ND	PMGR	19049	
	08-03		ND	PMGR	17841	N17841
2.4L (145) L4	10-09		ND	PMGR	19047	
<b>WAVE</b>						
1.6L (98) L4	09		DR	PMGR	6978	
	08-05		DR	PMGR	6726	
<b>OLDER MODELS</b>						
6.4L (389) V8	66-65		DR	DD	3696	
6.9L (421) V8	66-65		DR	DD	3696	
7.0L (428) V8	69-67		DR	DD	3696	
8 Cyl Engines	61	w/TurboGlide Trans	DR	DD	3689	
	60-57	20-22 Series	DR	DD	3635	
		w/TurboGlide Trans	DR	DD	3689	
<b>PORSCHE</b>						
<b>911 SERIES</b>						
2.0L	69-65		BO	DD	16300	
2.2L	71-70		BO	DD	16300	
2.3L	73-72		BO	DD	16426	
2.7L	77-74		BO	DD	16426	
3.0L	83-76		BO	DD	16426	
3.2L	89-84		BO	DD	16426	
3.3L	92-91		BO	PMGR	17281	
	89-81		BO	DD	16426	
3.4L	01-99		BO	PMGR	17804	
3.6L	11	w/Turbo	BO	PMGR	17813	
	09	w/Turbo	BO	PMGR	17813	
	08-04	w/Turbo	BO	PMGR	17813	
		wo/Turbo, Exc GT3 Models	BO	PMGR	17804	
		wo/Turbo, GT3 Models	BO	PMGR	17813	
	03-01		BO	PMGR	17813	
98-94	w/Tiptronic Trans	BO	PMGR	17158		
	wo/Tiptronic Trans	BO	PMGR	17281		

## STARTERS / DÉMARREURS / MOTORES DE ARRANQUE

Liter Litre Litro	Year Année Año	Options Options Opciones	Mfg.	Series Série Serie	Reman	New Nouveau Nuevo
<b>PORSCHE - continued</b>						
<b>911 SERIES - continued</b>						
3.6L	93-90		BO	PMGR	17281	
	89		BO	PMGR	17158	
3.8L	11-10	GT3 Models	BO	PMGR	17813	
	08-05		BO	PMGR	17804	
<b>912</b>						
1.6L	69-66		BO	DD	16300	
2.0L	76		BO	DD	16300	
<b>914</b>						
1.7L	73-70	w/AT w/MT	BO	DD	16300	
			BO	DD	16450	
1.8L	76-74		BO	DD	16450	
2.0L	76-70		BO	DD	16300	
<b>924</b>						
<i>PART NO. 16621 LOOKS LIKE THE 16781, BUT THE MOTOR RUNS CCW ("REVERSE ROTATION").</i>						
2.0L	82-80	w/Turbo, Long Case	BO	DD	16621	
		w/Turbo, Short Case	BO	DD	16621	
		wo/Turbo, w/AT	BO,PR	DD	16781	
		wo/Turbo, w/MT	BO	DD	16534	
	79-77	w/AT	BO,PR	DD	16781	
		w/MT	BO	DD	16534	
2.5L	88-86		BO	PMGR	17023	
<b>928</b>						
4.5L	82-78		BO	DD	16609	
4.7L	84-83		BO	DD	16609	
5.0L	91-85		BO	DD	16609	
5.4L	95-92		BO	DD	16609	
<b>930</b>						
3.0L	77-76		BO	DD	16426	
3.3L	79-78		BO	DD	16426	
<b>944</b>						
<i>PART NO. 16621 LOOKS LIKE THE 16781, BUT THE MOTOR RUNS CCW ("REVERSE ROTATION").</i>						
2.5L	90-89	Std, 1.4kw	BO	PMGR	17023	
		Opt, 1.7kw	BO	PMGR	17280	
	88-85		BO	PMGR	17023	
	84-83		BO	DD	16621	
2.7L	89	Std, 1.4kw	BO	PMGR	17023	
		Opt, 1.7kw	BO	PMGR	17280	
3.0L	91-89	Std, 1.4kw	BO	PMGR	17023	
		Opt, 1.7kw	BO	PMGR	17280	
<b>968</b>						
3.0L	95-94	w/Tiptronic Trans	BO	PMGR	17280	
		wo/Tiptronic Trans	BO	PMGR	17279	
	93-92	w/AT	BO	PMGR	17280	
		w/MT	BO	PMGR	17279	
<b>BOXSTER</b>						
2.5L	99	w/Tiptronic Trans, Std, 1.7kw	BO	PMGR	17804	
		w/Tiptronic Trans, Opt, 1.8kw	BO	PMGR	17759	
		wo/Tiptronic Trans	BO	PMGR	17758	
	98-97	w/Tiptronic Trans	BO	PMGR	17759	
		wo/Tiptronic Trans	BO	PMGR	17758	
2.7L	09-06		BO	PMGR	17804	
	05-00	w/Tiptronic Trans, Std, 1.7kw	BO	PMGR	17804	
		w/Tiptronic Trans, Opt, 1.8kw	BO	PMGR	17759	
		wo/Tiptronic Trans	BO	PMGR	17758	

## STARTERS / DÉMARREURS / MOTORES DE ARRANQUE

Liter Litre Litro	Year Année Año	Options Options Opciones	Mfg.	Series Série Serie	Reman	New Nouveau Nuevo
<b>PORSCHE - continued</b>						
<b>BOXSTER - continued</b>						
3.2L	06		BO	PMGR	17804	
	05-00	w/Tiptronic Trans, Std, 1.7kw	BO	PMGR	17804	
		w/Tiptronic Trans, Opt, 1.8kw	BO	PMGR	17759	
		wo/Tiptronic Trans	BO	PMGR	17758	
3.4L	08-07		BO	PMGR	17804	
<b>CARRERA GT</b>						
5.7L	05-04		BO	PMGR	17804	
<b>CAYENNE</b>						
3.2L	06-04		BO	PMGR	17926	
3.6L	10-08		BO	PMGR	17926	
4.5L	06-03		BO	PMGR	17925	
4.8L	10-08		BO	PMGR	19118	
<b>CAYMAN</b>						
2.7L	09-07		BO	PMGR	17804	
3.4L	08-06		BO	PMGR	17804	
<b>RAM</b>						
<b>ALL MODELS - SEE DODGE</b>						
<b>RENAULT</b>						
<p><i>RENAULT ALLIANCE / ENCORE STARTERS ALL HAVE AN ALIGNMENT DOWEL PRESSED INTO ONE MOUNTING HOLE OF THE STARTER. THIS ALIGNMENT DOWEL MUST BE TRANSFERRED FROM THE OLD STARTER INTO THE SAME MOUNTING HOLE OF THE REPLACEMENT STARTER (IF NOT PROVIDED WITH THE UNIT). FAILURE TO USE THE DOWEL, OR TO LEAVE THE OLD DOWEL IN THE TRANSAXLE AND ATTEMPT TO INSTALL A REPLACEMENT STARTER WITH A NEW DOWEL ALREADY PRESSED IN PLACE, WILL RESULT IN POOR OR NOISY ENGAGEMENT, AND SHORT STARTER LIFE.</i></p> <p><i>THE OTHER PROBLEM IS THAT THE RENAULTS, AS THEY AGE, TEND TO USE UP STARTERS AT A FAST RATE. THIS IS NOT ONLY DUE TO REPEATED POOR INSTALLATION, BUT TO BAD FLYWHEELS, LOW BATTERIES, POOR GROUNDS, HIGH RESISTANCE WIRES, ETC.</i></p> <p><i>ANY RENAULT WITH PERSISTENT PROBLEMS NEEDS COMPLETE CRANKING CIRCUIT DIAGNOSIS AND REPAIR.</i></p>						
<b>ALLIANCE</b>						
1.4L	87-83		DU,PR	DD	16797	
1.7L	87-85	Bosch Unit	BO	PMGR	17163	
		Paris Rhone Unit	PR	DD	16463	
<b>ENCORE</b>						
1.4L	86-84		DU,PR	DD	16797	
1.7L	86-85	Bosch Unit	BO	PMGR	17163	
		Paris Rhone Unit	PR	DD	16463	
<b>FUEGO</b>						
1.6L	85-84		PR	DD	17034	
	83-82	w/Turbo	PR	DD	17034	
		wo/Turbo	PR	DD	16757	
2.2L	85-84		PR	DD	17035	
<b>GTA</b>						
2.0L	87		BO	PMGR	17163	
<b>LECAR</b>						
<p><i>CORRECT OEM NUMBER MATCHING IS CRITICAL TO REPLACEMENT STARTERS ON LE-CARS. SOME HAVE THREADED MOUNTING EARS, SOME HAVE "R" TERMINAL WIRES OFF THE SOLENOID, AND SOME ARE SHORTER THAN OTHERS. DUE TO THE EXTREME DIFFICULTY IN REPLACING THESE UNITS, WE SUGGEST ALWAYS MATCHING OEM NUMBER AND VERIFYING LENGTH, THREADED OR UNTHREADED EAR, AND IF A SOLENOID "R" WIRE IS REQUIRED.</i></p>						
1.3L	79-76	wo/Threaded Mtg Ear, w/"R" Terminal	PR	DD	16597	
		wo/Threaded Mtg Ear, wo/"R" Terminal	DU,PR	DD	16488	
1.4L	83-80	wo/Threaded Mtg Ear	DU,PR	DD	16756	
2.2L	86		PR	DD	17035	
<b>R5 - SEE LECAR</b>						

## STARTERS / DÉMARREURS / MOTORES DE ARRANQUE

Liter Litre Litro	Year Année Año	Options Options Opciones	Mfg.	Series Série Serie	Reman	New Nouveau Nuevo
<b>RENAULT - continued</b>						
<b>R10</b>						
1.3L	71-70		DU,PR	DD	16488	
<b>R-18 / R-18I</b>						
1.6L	83-81		PR	DD	16757	
2.2L	86-84		PR	DD	17035	
<b>SPORTWAGON</b>						
2.2L	86-84		PR	DD	17035	
<b>SAAB</b>						
<b>9-2X</b>						
2.0L	05		ND	PLGR	17850	
2.5L	06-05	w/AT	MI	PMGR	17840	
		w/MT	MI	PMGR	17881	
<b>9-3</b>						
2.0L	11-10		DR	PMGR	6947	
	09-07		DR	PMGR	6980	
	06-04		DR	PMGR	6755	
	03	Exc SE Models SE Models, Bosch Unit SE Models, Mitsubishi Unit	DR	PMGR	6524	
			BO	PMGR	17782	
			MI	PMGR	17857	
	02		MI	PMGR	17857	
	01-00		BO	PMGR	17782	
99-98		BO	PMGR	17670	N17670	
2.3L	02		MI	PMGR	17857	
	01-00		BO	PMGR	17782	
	99		BO	PMGR	17670	N17670
2.8L	07-06		MI	PMGR	19069	
<b>9-5</b>						
2.3L	09-02		MI	PMGR	17857	
	01-98		BO	PMGR	17782	
3.0L	04		MI	PMGR	17857	
	03-98		BO	PMGR	17789	
<b>9-7X</b>						
4.2L	09-08		DR	PMGR	6934	
	07-06		DR	PMGR	6782	N6782
	05		DR	PMGR	6499	N6499
5.3L	09		DR	PMGR	6970	
	08-05		DR	PMGR	6494	N6494
6.0L	09-08		DR	PMGR	6757	N6757
<b>99</b>						
2.0L	80-75		BO	DD	16683	
<b>900</b>						
2.0L	98-94		BO	PMGR	17670	N17670
	93-85		BO	PMGR	17013	N17013
	84-79		BO	DD	16683	
2.1L	94-91		BO	PMGR	17013	N17013
2.3L	98-94		BO	PMGR	17670	N17670
2.5L	97-94		BO	PMGR	17576	
<b>9000</b>						
2.0L	90-86		BO	PMGR	17013	N17013
2.3L	98-94		BO	PMGR	17670	N17670
	93-90		BO	PMGR	17276	
3.0L	97-95		BO	PMGR	17576	

## STARTERS / DÉMARREURS / MOTORES DE ARRANQUE

Liter Litre Litro	Year Année Año	Options Options Opciones	Mfg.	Series Série Serie	Reman	New Nouveau Nuevo
<b>SATURN</b>						
<i>THE 6445 AND THE 6433 ARE TOTALLY INTERCHANGEABLE WITHOUT ANY MODIFICATIONS (ALTHOUGH THE LONGER GENERATOR WIRING HARNESS (P/N 21022756) MAY BE REQUIRED. THE 17667 VALEO UNIT IS MUCH SMALLER THAN THE OTHERS. THE 17667 VALEO WILL REPLACE THE OLDER, LARGER UNITS (ALSO WITH THE ADDITION OF THE WIRING HARNESS LISTED ABOVE), BUT THE REVERSE MAY NOT BE TRUE, DUE TO SPACE LIMITATIONS.</i>						
<b>ASTRA</b>						
1.8L (110) L4	08		DR	PMGR	6946	
<b>AURA</b>						
2.4L (145) L4	09-07		DR	PMGR	6947	
3.5L (213) V6	08-07		DR	PMGR	6786	N6786
3.6L (217) V6	09-07		MI	PMGR	17997	N17997
<b>ION</b>						
2.0L (122) L4	07		DR	PMGR	6944	
	06-04		DR	PMGR	6493	N6493
2.2L (134) L4	07		DR	PMGR	6944	
	06-03		DR	PMGR	6493	N6493
2.4L (145) L4	07		DR	PMGR	6944	
	06		DR	PMGR	6493	N6493
<b>L SERIES</b>						
2.2L (134) L4	04-01		DR	PMGR	6493	N6493
	00		DR	PMGR	6487	N6487
3.0L (181) V6	05-00		BO	PMGR	17760	
<b>OUTLOOK</b>						
3.6L (217) V6	10-07		MI	PMGR	17997	N17997
<b>RELAY</b>						
3.5L (213) V6	06		DR	PMGR	6783	
	05		DR	PMGR	6491	N6491
3.9L (237) V6	07-06		DR	PMGR	6784	
<b>SC SERIES</b>						
1.9L (116) L4	02-00		VA	PMGR	19154	
	99-96		VA	PMGR	17667	N17667
	95	Delco Unit Valeo Unit	DR	PMGR	6445	N17667
			VA	PMGR	17667	N17667
	94		DR	PMGR	6445	N17667
	93		DR	PMGR	6433	N17667
	92-91	w/AT w/MT	DR	PMGR	6433	N17667
DR			PMGR	6433	N17667	
<b>SKY</b>						
2.0L (122) L4	10-08		DR	PMGR	6947	
	07		DR	PMGR	6944	
2.4L (145) L4	10-08		DR	PMGR	6947	
	07		DR	PMGR	6944	
<b>SL SERIES</b>						
1.9L (116) L4	02-00		VA	PMGR	19154	
	99-96		VA	PMGR	17667	N17667
	95	Delco Unit Valeo Unit	DR	PMGR	6445	N17667
			VA	PMGR	17667	N17667
	94		DR	PMGR	6445	N17667
	93		DR	PMGR	6433	N17667
	92-91	w/AT w/MT	DR	PMGR	6433	N17667
DR			PMGR	6433	N17667	
<b>SW SERIES</b>						
1.9L (116) L4	01-00		VA	PMGR	19154	
	99-96		VA	PMGR	17667	N17667
	95	Delco Unit Valeo Unit	DR	PMGR	6445	N17667
			VA	PMGR	17667	N17667
94		DR	PMGR	6445	N17667	

## STARTERS / DÉMARREURS / MOTORES DE ARRANQUE

Liter Litre Litro	Year Année Año	Options Options Opciones	Mfg.	Series Série Serie	Reman	New Nouveau Nuevo
<b>SATURN - continued</b>						
<b>SW SERIES - continued</b>						
1.9L (116) L4	93		DR	PMGR	6433	N17667
<b>VUE</b>						
<i>2002-03 SATURN VUE's MAY HAVE A CONDITION WHERE THE STARTER STAYS ENGAGED DUE TO THE IGNITION LOCK BOLT RELEASE SPRING BINDING. THIS IS FIXED BY REPLACING THE IGNITION AND START SWITCH HOUSING ASSEMBLY.</i>						
2.2L (134) L4	07		DR	PMGR	6944	
	06-02		DR	PMGR	6493	N6493
2.4L (145) L4	10-08		DR	PMGR	6947	
	07		DR	PMGR	6944	
3.0L (181) V6	03-02		BO	PMGR	17858	
3.5L (213) V6	10-08		DR	PMGR	6786	N6786
	07-04		MI	PMGR	17930	N17930
3.6L (217) V6	10-08		MI	PMGR	17997	N17997
<b>SCION</b>						
<b>TC</b>						
2.4L	10-05		ND	PMGR	17825	N17825
<b>XA</b>						
1.5L	06-03		ND	PMGR	17842	
<b>XB</b>						
1.5L	06-03		ND	PMGR	17842	
2.4L	12-08		ND	PMGR	17825	N17825
<b>XD</b>						
1.8L	11-08		ND		19048	
<b>SMART</b>						
<b>FORTWO</b>						
0.8L (Diesel)	07-05		BO	PMGR	32580	
1.0L	11-08		MI		19624	
<b>STERLING</b>						
<b>825</b>						
2.5L	88-87		ND	OSGR	16839	
<b>827</b>						
2.7L	91-89		ND	OSGR	16839	
<b>STUDEBAKER</b>						
<b>COMMANDER</b>						
3.2L (194) L6	66-65		DR	DD	3664	N3631
4.6L (283) V8	66-65		DR	DD	3664	N3631
<b>CRUISER</b>						
3.2L (194) L6	66-65		DR	DD	3664	N3631
4.6L (283) V8	66-65		DR	DD	3664	N3631
<b>DAYTONA</b>						
3.2L (194) L6	66		DR	DD	3664	N3631
4.6L (283) V8	66-65		DR	DD	3664	N3631
<b>WAGONAIRE</b>						
3.2L (194) L6	66		DR	DD	3664	N3631
4.6L (283) V8	66		DR	DD	3664	N3631
<b>SUBARU</b>						
<b>1100</b>						
1.1L	72		ND	DD	16468	
<b>1600</b>						
1.6L	88-85	DD Starter Gear Reduction Starter	ND ND	DD OSGR	17058 16730	



## STARTERS / DÉMARREURS / MOTORES DE ARRANQUE

Liter Litre Litro	Year Année Año	Options Options Opciones	Mfg.	Series Série Serie	Reman	New Nouveau Nuevo
<b>SUBARU - continued</b>						
<b>B9 TRIBECA</b>						
3.0L	07-06		ND	PMGR	17955	
<b>BAJA</b>						
2.5L	06-03	w/AT	ND	OSGR	17242	N17242
		w/MT	ND	OSGR	17170	N17170
<b>BRAT</b>						
1.6L	80-77	w/MT	ND	DD	16468	
1.8L	87-85	w/AT	ND	OSGR	16696	
		w/MT	ND	OSGR	16730	
	84-80	w/AT, DD Starter	ND	DD	16712	
		w/AT, Gear Reduction Starter	ND	OSGR	16696	
		w/MT	ND	OSGR	16730	
<b>DELUXE</b>						
1.3L	72		ND	DD	16468	
1.4L	73		ND	DD	16468	
<b>DL</b>						
1.4L	76-75	w/MT	ND	DD	16468	
	74		ND	DD	16468	
1.6L	84	DD Starter	ND	DD	17058	
		Gear Reduction Starter	ND	OSGR	16730	
	83-81	DD Starter	ND	DD	16468	
		Gear Reduction Starter	ND	OSGR	16730	
	80-76	w/MT	ND	DD	16468	
1.8L	89-85	w/AT	ND	OSGR	16696	
		w/MT	ND	OSGR	16730	
	84-80	w/AT, DD Starter	ND	DD	16712	
		w/AT, Gear Reduction Starter	ND	OSGR	16696	
		w/MT	ND	OSGR	16730	
<b>FE</b>						
1.6L	79	w/MT	ND	DD	16468	
<b>FORESTER</b>						
2.5L	12	wo/Turbo, w/MT	MI	PMGR	17881	
	11-09	w/Turbo	MI	PMGR	17840	
		wo/Turbo, w/AT	MI	PMGR	17840	
		wo/Turbo, w/MT	MI	PMGR	17881	
	08-03	w/AT	MI	PMGR	17840	
		w/MT	MI	PMGR	17881	
	02-98	w/AT	MI	PMGR	17723	N17723
		w/MT	MI	PMGR	17717	N17717
<b>GF, GL SEDAN, COUPE, WAGON</b>						
1.3L	73-72		ND	DD	16468	
1.4L	76-75	w/MT	ND	DD	16468	
	74-73		ND	DD	16468	
1.6L	88-84	DD Starter	ND	DD	17058	
		Gear Reduction Starter	ND	OSGR	16730	
	83-81	DD Starter	ND	DD	16468	
		Gear Reduction Starter	ND	OSGR	16730	
	80-76	w/MT	ND	DD	16468	
1.8L	89-85	w/Turbo	MI	PMGR	16889	
		wo/Turbo, w/AT	ND	OSGR	16696	
		wo/Turbo, w/MT	ND	OSGR	16730	
	84-80	w/AT, DD Starter	ND	DD	16712	
		w/AT, Gear Reduction Starter	ND	OSGR	16696	
		w/MT	ND	OSGR	16730	

## STARTERS / DÉMARREURS / MOTORES DE ARRANQUE

Liter Litre Litro	Year Année Año	Options Options Opciones	Mfg.	Series Série Serie	Reman	New Nouveau Nuevo
<b>SUBARU - continued</b>						
<b>IMPREZA</b>						
1.8L	97	Exc Wagon Wagon	MI MI	PMGR PMGR	17718 17717	N17717
	96-93	w/AT	MI	PMGR	16889	
w/MT		MI	PMGR	17480	N17480	
2.0L	05-02		ND	PLGR	17850	
2.2L	01-98	w/AT	MI	PMGR	17723	N17723
		w/MT	MI	PMGR	17717	N17717
	97	w/AT, Exc Brighton Series	MI	PMGR	17722	
		w/AT, Brighton Series	MI	PMGR	17723	N17723
		w/MT, Exc 2-Door	MI	PMGR	17717	N17717
		w/MT, 2-Door	MI	PMGR	17718	
96	w/AT	MI	PMGR	16889		
	w/MT	MI	PMGR	17480	N17480	
95		MI	PMGR	16889		
2.5L	12		ND	PLGR	19071	
	11	Exc WRX Models, w/AT	MI	PMGR	17840	
		Exc WRX Models, w/MT	MI	PMGR	17881	
		WRX Models	MI	PMGR	17881	
		WRX STI Models	ND	PLGR	19071	
	10-08	Exc WRX STI Models, w/AT	MI	PMGR	17840	
		Exc WRX STI Models, w/MT	MI	PMGR	17881	
		WRX STI Models	ND	PLGR	19071	
	07-06	w/Turbo, w/AT	MI	PMGR	17840	
		w/Turbo, w/MT	ND	PLGR	17850	
wo/Turbo, w/AT		MI	PMGR	17840		
wo/Turbo, w/MT		MI	PMGR	17881		
05-04	Exc WRX Models, w/AT	MI	PMGR	17840		
	Exc WRX Models, w/MT	MI	PMGR	17881		
	WRX Models	ND	PMGR	17956		
03-98	w/AT	MI	PMGR	17723	N17723	
	w/MT	MI	PMGR	17717	N17717	
<b>JUSTY</b>						
1.2L	95-92	w/AT	MI	DD	17248	
		w/MT	HI,MI	PMDD	17057	
	91	w/AT, 1st Prod	HI,MI	PMDD	17057	
		w/AT, 2nd Prod w/MT	MI HI,MI	DD PMDD	17248 17057	
90-87		HI,MI	PMDD	17057		
<b>LEGACY</b>						
2.2L	99-91	w/AT	ND	OSGR	17242	N17242
		w/MT	ND	OSGR	17170	N17170
	90	w/AT, From Mid 1990	ND	OSGR	17242	N17242
		w/AT, To Mid 1990 w/MT	ND ND	OSGR OSGR	16696 17170	N17170
2.5L	12-10	w/Turbo	ND	PMGR	19074	
		wo/Turbo, w/AT	ND	PMGR	19073	
		wo/Turbo, w/MT	ND	PMGR	19074	
	09-08	w/AT	ND	PMGR	19073	
		w/MT	ND	PMGR	19074	
	07-05	w/AT	ND	PMGR	17955	
w/MT		ND	PMGR	17956		
04-96	w/AT	ND	OSGR	17242	N17242	
	w/MT	ND	OSGR	17170	N17170	
3.0L	09-08		ND	PMGR	19073	
3.6L	12-10		ND	PMGR	19072	

## STARTERS / DÉMARREURS / MOTORES DE ARRANQUE

Liter Litre Litro	Year Année Año	Options Options Opciones	Mfg.	Series Série Serie	Reman	New Nouveau Nuevo
<b>SUBARU - continued</b>						
<b>LOYALE</b>						
1.8L	94-91	w/AT	ND	OSGR	16696	
		w/MT	ND	OSGR	16730	
	90	w/AT, w/Turbo	MI	PMGR	16889	
		w/AT, wo/Turbo w/MT	ND	OSGR	16696	
			ND	OSGR	16730	
<b>OUTBACK</b>						
2.5L	12-10	w/AT	ND	PMGR	19073	
		w/MT	ND	PMGR	19074	
	09-08	w/Turbo, w/AT	ND	PMGR	19073	
		w/Turbo, w/MT	ND	PMGR	19074	
		wo/Turbo	ND	PMGR	19073	
	07-05	w/AT	ND	PMGR	17955	
		w/MT	ND	PMGR	17956	
	04-00	w/AT	ND	OSGR	17242	N17242
w/MT		ND	OSGR	17170	N17170	
3.0L	09-08		ND	PMGR	19073	
	07-05		ND	PMGR	17955	
	04-01		ND	OSGR	17242	N17242
3.6L	12-10		ND	PMGR	19072	
<b>OUTBACK (IMPREZA) - SEE IMPREZA</b>						
<b>OUTBACK (LEGACY) - SEE LEGACY</b>						
<b>SVX</b>						
3.3L	97-92		MI	PMGR	16889	
<b>TRIBECA</b>						
3.6L	12-08		ND	PMGR	19072	
<b>XT</b>						
1.8L	91-85	w/AT	MI	PMGR	16889	
		w/MT	MI	PMGR	16888	
2.7L	91-88	w/AT	MI	PMGR	16889	
		w/MT	MI	PMGR	16888	
<b>SUNBEAM</b>						
<b>ALPINE</b>						
Various Engines	70-59		LU	DD	16121	
<b>SUZUKI</b>						
<b>AERIO</b>						
2.0L	04-02	w/AT	MI,ND	PMGR	17142	N17142
		w/MT	MI	PMGR	17797	
2.3L	07-04	w/AT	MI,ND	PMGR	17142	N17142
		w/MT	MI	PMGR	17797	
<b>EQUATOR</b>						
2.5L	10-09		MI	PMGR	17943	
4.0L	10-09		MI	PMGR	17942	
<b>ESTEEM</b>						
1.6L	01-00	w/AT	MI,ND	PMGR	17142	N17142
		w/MT	MI	PMGR	17797	
	99-95		MI,ND	PMGR	17142	N17142
1.8L	02-99	w/AT	MI,ND	PMGR	17142	N17142
		w/MT	MI	PMGR	17797	
<b>FORENZA</b>						
2.0L	08-04		DR	PMGR	6724	

## STARTERS / DÉMARREURS / MOTORES DE ARRANQUE

Liter Litre Litro	Year Année Año	Options Options Opciones	Mfg.	Series Série Serie	Reman	New Nouveau Nuevo
<b>SUZUKI - continued</b>						
<b>FORSA</b>						
1.0L	88-85	w/AT w/MT	ND MI,ND	OSGR DD	17143 16971	
<b>GRAND VITARA</b>						
2.4L	12-09		MI	PMGR	19066	
2.5L	05-99		MI	PMGR	17783	N17783
2.7L	08-06		MI	PMGR	19057	
	04-01		MI	PMGR	17783	N17783
3.2L	10-09		MI	PMGR	19098	
<b>KIZASHI</b>						
2.4L	12-10		MI	PMGR	19066	
<b>RENO</b>						
2.0L	08-05		DR	PMGR	6724	
<b>SAMURAI</b>						
1.3L	95-85		MI	DD	16966	
<b>SIDEKICK</b>						
<i>THE 17166, 17206, AND 17266, WILL ALL INTERCHANGE. THE DIFFERENCES ARE THAT THE 17166 HAS A 9-TOOTH DRIVE, THE 17266 HAS AN 8-TOOTH DRIVE, AND THE 17206 (9-TOOTH DRIVE) IS 22mm LONGER.</i>						
1.3L	89		MI	DD	16966	
1.6L	98-92	w/AT	MI	PMGR	17194	N17194
		w/MT	MI	PMGR	17266	N17266
	91	w/AT	MI	PMGR	17206	N17194
		w/MT	MI	PMGR	17266	N17266
90-89	w/AT	MI	PMGR	17206	N17194	
	w/MT	MI	DD	17166		
1.8L	98-96	w/AT	MI	PMGR	17194	N17194
		w/MT	MI	PMGR	17266	N17266
<b>SJ410</b>						
1.0L	85-83		MI	DD	16569	
<b>SJ413</b>						
1.3L	85		MI	DD	16966	
<b>SWIFT</b>						
1.0L	94-92	w/AT	MI,ND	PMGR	17142	N17142
		w/MT	MI,ND	DD	16971	
1.3L	01-95	w/AT	MI,ND	PMGR	17142	N17142
		w/MT	MI,ND	DD	16971	
	94-89	DOHC SOHC, w/AT SOHC, w/MT	MI,ND MI,ND MI,ND	PMGR PMGR DD	17142 17142 16971	N17142 N17142
1.6L	08-04		DR	PMGR	6726	
	94-92	w/AT w/MT, DD Starter w/MT, PMGR Starter	MI,ND MI,ND MI,ND	PMGR DD PMGR	17142 16971 17142	N17142 N17142
<b>SX4</b>						
2.0L	12-10		MI	PMGR	19066	
	09-07		MI	PMGR	19056	
<b>VERONA</b>						
2.5L	06-04		DR	PMGR	6751	
<b>VITARA</b>						
1.6L	02-99	w/AT	MI	PMGR	17194	N17194
		w/MT	MI	PMGR	17783	N17783
2.0L	03-00	w/AT	MI	PMGR	17836	
		w/MT	MI	PMGR	17837	
	99	w/AT	MI	PMGR	17194	N17194
		w/MT	MI	PMGR	17783	N17783

## STARTERS / DÉMARREURS / MOTORES DE ARRANQUE

Liter Litre Litro	Year Année Año	Options Options Opciones	Mfg.	Series Série Serie	Reman	New Nouveau Nuevo
<b>SUZUKI - continued</b>						
<b>VITARA - continued</b>						
2.5L	04		MI	PMGR	17838	
<b>X-90</b>						
1.6L	98-96	w/AT	MI	PMGR	17194	N17194
		w/MT	MI	PMGR	17266	N17266
<b>XL-7</b>						
2.7L	06		MI	PMGR	19057	
	05-01		MI	PMGR	17783	N17783
3.6L	09-07		MI	PMGR	17997	N17997
<b>TOYOTA</b>						
<b>4RUNNER</b>						
<p><i>THE 17493, 17420, 17520 AND 17523 ARE IDENTICAL (RESPECTIVELY) TO THE 16790, 17521, 16737 AND 17125 USED PREVIOUSLY, EXCEPT THE IGNITION SWITCH TERMINAL IS A LATER "LOCKING" STYLE. WITH A CHANGE OF TERMINAL, OR ADAPTING THE CAR'S HARNESS, THE UNITS CAN BE INTERCHANGED.</i></p>						
2.4L	95-94	2WD	ND	OSGR	17520	
		4WD	ND	OSGR	17493	N17493
	93-92	2WD, w/AT	ND	OSGR	16790	N16831
		2WD, w/MT	ND	OSGR	16737	N16737
	91-84	4WD	ND	OSGR	16790	N16831
		w/AT	ND	OSGR	16790	N16831
2.7L	10		ND	OSGR	17706	N17706
	00-96	w/AT, Exc Cold Weather, 1.4kw	ND	OSGR	17668	N17668
w/AT, Cold Weather, 2.0kw		ND	OSGR	17706	N17706	
w/MT, Exc Cold Weather, 1.2kw		ND	OSGR	17536	N17735	
w/MT, Cold Weather, 1.8kw		ND	OSGR	17535	N17535	
3.0L	95-94	2WD, Std, 1.0kw	ND	OSGR	17521	N17523
		2WD, Opt, 1.4kw	ND	OSGR	17523	N17523
		4WD	ND	OSGR	17523	N17523
	93-88	Std, 1.0kw	ND	OSGR	17420	N17125
		Opt, 1.4-1.6kw	ND	OSGR	17125	N17125
3.4L	02-96	w/AT	ND	OSGR	17672	N17672
		w/MT	ND	OSGR	17671	N17671
4.0L	09-03	w/Nose Cone	ND	PMGR	17946	
		wo/Nose Cone	ND	OSGR	17876	N17876
4.7L	09-03	Std, 1.4kw	ND	OSGR	17791	N17791
		Opt, 2.0kw	ND	OSGR	17748	N17748
<b>AVALON</b>						
<p><i>THE 17715 LOOKS JUST LIKE THE 17534, EXCEPT THE IGNITION TERMINAL POINTS TO THE REAR, INSTEAD OF FORWARD.</i></p>						
3.0L	04-98		ND	OSGR	17774	N17774
	97		ND	OSGR	17715	N17715
	96-95		ND	OSGR	17534	N17534
3.5L	11-05		ND	PMGR	17825	N17825
<b>CAMRY</b>						
<p><i>SOME OF THE FIRST CAMRY'S, USING THE 16978 STARTER, HAD A PROBLEM WITH A "GEAR CLASHING" NOISE UPON ENGAGEMENT. THIS WAS DUE TO THE FACT THAT NEITHER THE DRIVE, NOR THE FLYWHEEL, WERE BEVELED PROPERLY. TOYOTA HAS SINCE COME OUT WITH A REPLACEMENT BEVELED FLYWHEEL. ALL REPLACEMENT STARTERS WILL HAVE THE PROPER BEVELED DRIVE, BUT IF THIS NOISE CONTINUES, A NEW FLYWHEEL MAY HAVE TO BE INSTALLED. ALSO, THE 16978 STARTER HAS CHANGED APPEARANCES AND CASE SIZES AS THE YEARS HAVE GONE BY. A NEW PART NUMBER, 17263, WAS INSTALLED FOR THE LATER VERSIONS. THE 16978 SHOULD INTERCHANGE WITH THE 17263, IF ROOM ALLOWS. BEGINNING IN 1995, THE 17263 BECAME THE 17534 BY SIMPLY CHANGING THE STYLE OF IGNITION TERMINAL TO A LATER "LOCKING" STYLE.</i></p>						
<p><i>THE 17715 LOOKS JUST LIKE THE 17534, EXCEPT THE IGNITION TERMINAL SWITCH IF POINTING TO THE REAR, INSTEAD OF FORWARD.</i></p>						
1.8L (Diesel)	86-84		ND	OSGR	16824	
2.0L	91	w/AT, Exc Canada	ND	OSGR	16978	N17263
		w/AT, Canada	ND	OSGR	17263	N17263
		w/MT	ND	OSGR	16893	N17263
	90-87	Std, 1.0kw	ND	OSGR	16893	N17263
		Opt, 1.4kw	ND	OSGR	16978	N17263

## STARTERS / DÉMARREURS / MOTORES DE ARRANQUE

Liter Litre Litro	Year Année Año	Options Options Opciones	Mfg.	Series Série Serie	Reman	New Nouveau Nuevo
<b>TOYOTA - continued</b>						
<b>CAMRY - continued</b>						
2.0L	86-83		ND	OSGR	16837	
2.0L (Diesel)	86		ND	OSGR	16824	
2.2L	01-98	Std, 1.2kw	ND	OSGR	17777	N17774
		Opt, 1.4kw	ND	OSGR	17774	N17774
	97	Std, 1.2kw	ND	OSGR	17715	N17715
		Opt, 1.4kw	ND	OSGR	17715	N17715
	96-95		ND	OSGR	17534	N17534
94-92		ND	OSGR	17263	N17263	
2.4L	09-04		ND	PMGR	17825	N17825
	03-02	OSGR Starter PMGR Starter	ND	OSGR	17774	N17774
2.5L	12		ND	PMGR	17825	N17825
			ND	PMGR	19046	
	91-88	Std, 1.0kw	ND	OSGR	16893	N17263
		Opt, 1.4kw	ND	OSGR	16978	N17263
3.0L	06		ND	PMGR	17825	N17825
	05-02	OSGR Starter	ND	OSGR	17774	N17774
		PMGR Starter	ND	PMGR	17825	N17825
	01-98		ND	OSGR	17774	N17774
	97		ND	OSGR	17715	N17715
	96-95		ND	OSGR	17534	N17534
94-92		ND	OSGR	17263	N17263	
3.3L	06-04		ND	PMGR	17825	N17825
3.5L	12		ND	PMGR	17825	N17825
	11-10		ND	PMGR	19046	
	09-07		ND	PMGR	17825	N17825
<b>CARINA</b>						
1.6L	73-71		ND	DD	16230	
<b>CELICA</b>						
<i>SOME OF THE FIRST CELICA's, USING THE 16978 STARTER, HAD A PROBLEM WITH A "GEAR CLASHING" NOISE UPON ENGAGEMENT. THIS WAS DUE TO THE FACT THAT NEITHER THE DRIVE, NOR THE FLYWHEEL, WERE BEVELED PROPERLY. TOYOTA HAS SINCE COME OUT WITH A REPLACEMENT BEVELED FLYWHEEL. ALL REPLACEMENT STARTERS WILL HAVE THE PROPER BEVELED DRIVE, BUT IF THIS NOISE CONTINUES, A NEW FLYWHEEL MAY HAVE TO BE INSTALLED. ALSO, THE 16978 STARTER HAS CHANGED APPEARANCES AS THE YEARS HAVE GONE BY. THEY WILL INTERCHANGE WITH EACH OTHER, HOWEVER.</i>						
1.6L	93-90	Std, 1.0kw	ND	OSGR	17171	
		Opt, 1.4kw	ND	OSGR	17256	N17256
1.8L	05-00	1.2kw	ND	OSGR	17793	N17793
		1.4kw	ND	OSGR	17794	N17794
	97-94		ND	OSGR	17532	N17532
1.9L	71	w/"R" Terminal on Solenoid	ND	DD	16238	
		wo/"R" Terminal on Solenoid	ND	DD	16222	
2.0L	93-91	Std, 1.0kw	ND	OSGR	16893	N17263
		Opt, 1.6kw	ND	OSGR	16978	N17263
	90	Std, 1.0kw	ND	OSGR	16893	N17263
		Opt, 1.4kw	ND	OSGR	16978	N17263
	89-87	Exc GTS Sport Models, Std, 1.0kw	ND	OSGR	16893	N17263
		Exc GTS Sport Models, Opt, 1.4kw	ND	OSGR	16978	N17263
		GTS Sport Models	ND	OSGR	17003	
86	GT / ST Models	ND	OSGR	16837		
	GTS Sport Models	ND	OSGR	17003		
74-72	w/"R" Terminal on Solenoid	ND	DD	16238		
	wo/"R" Terminal on Solenoid	ND	DD	16222		
2.2L	99-94		ND	OSGR	17534	N17534
	93-90	Std, 1.0kw	ND	OSGR	16893	N17263
		Opt, 1.6kw	ND	OSGR	16978	N17263
	80-75	DD Starter, w/"R" Terminal	ND	DD	16238	
DD Starter, wo/"R" Terminal		ND	DD	16222		
Gear Reduction Starter		ND	OSGR	16578		

## STARTERS / DÉMARREURS / MOTORES DE ARRANQUE

Liter Litre Litro	Year Année Año	Options Options Opciones	Mfg.	Series Série Serie	Reman	New Nouveau Nuevo
<b>TOYOTA - continued</b>						
<b>CELICA - continued</b>						
2.4L	85-81	Std, 1.0kw Opt, 1.4kw	ND ND	OSGR OSGR	16737 16790	N16737 N16831
2.8L	86		ND	OSGR	16823	
	81		ND	OSGR	16823	
<b>COROLLA</b>						
<p><i>THE 17002, 17256, 17481 AND THE 17519 ARE VERY SIMILAR IN APPEARANCE (THE SAME IS SAID FOR THE RESPECTIVE 1.0Kw VERSIONS OF THESE UNITS). THE 17002 AND 17256 WILL INTERCHANGE, THE ONLY DIFFERENCE BEING THAT THE 17002 HAS AN IGNITION SWITCH TERMINAL WHICH POINTS OUT THE REAR, INSTEAD OF FORWARDS. THE 17481 LOOKS LIKE THE 17256, EXCEPT THE MOUNTING HOLES ARE ROTATED SLIGHTLY IN RELATION TO THE BODY OF THE STARTER, AND THIS MAY MAKE INTERCHANGING THE 17256 AND 17481 DIFFICULT. THE 17519 LOOKS JUST LIKE THE 17481, BUT WITH A MUCH DIFFERENT "LOCKING STYLE" IGNITION TERMINAL.</i></p>						
<p><i>IT IS IMPORTANT TO VERIFY COROLLA MODEL AND ENGINE CODE CAREFULLY.</i></p>						
1.1L	69-68		ND	DD	16215	
1.2L	79-76		ND	DD	16260	
	74-69		ND	DD	16215	
1.6L	97-94	w/AT w/MT	ND ND	OSGR OSGR	17519 17519	N17519 N17519
	93	w/AT w/MT	ND ND	OSGR OSGR	17481 17481	
	92	2WD, w/AT 2WD, w/MT, Exc Canada 2WD, w/MT, Canada AWD, w/AT AWD, w/MT	ND ND ND ND ND	OSGR OSGR OSGR OSGR OSGR	17256 17171 17256 17255 17254	N17256 N17256
	91-90	Exc GTS Models, 2WD, w/AT Exc GTS Models, 2WD, w/MT, Exc Canada Exc GTS Models, 2WD, w/MT, Canada Exc GTS Models, AWD, w/AT Exc GTS Models, AWD, w/MT GTS Models, w/AT GTS Models, w/MT	ND ND ND ND ND ND ND	OSGR OSGR OSGR OSGR OSGR OSGR OSGR	17256 17171 17256 17255 17254 16829 16825	N17256 N17256
	89	Exc GTS Models, 2WD, w/AT Exc GTS Models, 2WD, w/MT Exc GTS Models, AWD, w/AT Exc GTS Models, AWD, w/MT GTS Models, w/AT GTS Models, w/MT	ND ND ND ND ND ND	OSGR OSGR OSGR OSGR OSGR OSGR	17002 17171 17255 17254 16829 16825	N17256
	88	DLX / LE / SR5 Models, 2WD, w/AT DLX / LE / SR5 Models, 2WD, w/MT DLX / LE / SR5 Models, AWD, w/AT DLX / LE / SR5 Models, AWD, w/MT FX Models, w/AT FX Models, w/MT FX-16 Models, w/AT FX-16 Models, w/MT GTS Models, w/AT GTS Models, w/MT	ND ND ND ND ND ND ND ND ND ND ND	OSGR OSGR OSGR OSGR OSGR OSGR OSGR OSGR OSGR OSGR OSGR	17002 17171 17255 17254 16802 16802 16829 16825 16829 16825 16825	N17256
	87	Exc FX-16 and GTS Sport Models, FWD, w/AT Exc FX-16 and GTS Sport Models, FWD, w/MT Exc FX-16 and GTS Sport Models, RWD, w/AT Exc FX-16 and GTS Sport Models, RWD, w/MT FX-16 Models, w/AT FX-16 Models, w/MT GTS Sport Models	ND ND ND ND ND ND ND	OSGR OSGR OSGR OSGR OSGR OSGR OSGR	16802 16802 16979 16802 16829 16825 16825	
	86-85	Exc GTS Sport Models, FWD, w/AT Exc GTS Sport Models, FWD, w/MT Exc GTS Sport Models, RWD, w/AT Exc GTS Sport Models, RWD, w/MT GTS Sport Models	ND ND ND ND ND	OSGR OSGR OSGR OSGR OSGR	16802 16802 16979 16802 16825	

## STARTERS / DÉMARREURS / MOTORES DE ARRANQUE

Liter Litre Litro	Year Année Año	Options Options Opciones	Mfg.	Series Série Serie	Reman	New Nouveau Nuevo
<b>TOYOTA - continued</b>						
<b>COROLLA - continued</b>						
1.6L	84	FWD, w/AT	ND	OSGR	16802	
		FWD, w/MT	ND	OSGR	16802	
		RWD, w/AT	ND	OSGR	16979	
		RWD, w/MT	ND	OSGR	16802	
	83	w/AT	ND	OSGR	16979	
		w/MT	ND	OSGR	16802	
	79-75		ND	OSGR	16760	
74-71		ND	DD	16230		
1.8L	11	Mfd in USA	ND	PMGR	19049	
	10-09		ND	PMGR	19049	
	08-03		ND	PMGR	17841	N17841
	02-98	Exc Canada, 1.2kw Exc Canada, 1.4kw Canada	ND	OSGR	17737	N17727
			ND	OSGR	17727	N17727
			ND	OSGR	17727	N17727
	97-94	w/AT	ND	OSGR	17519	N17519
		w/MT	ND	OSGR	17519	N17519
	93	w/AT	ND	OSGR	17481	
		w/MT	ND	OSGR	17481	
82-81		ND	OSGR	16759		
80		ND	OSGR	16760		
1.8L (Diesel)	85-84		ND	OSGR	16824	
2.4L	10-09		ND	PMGR	19047	
<b>CORONA</b>						
1.9L	71-67		ND	DD	16222	
2.0L	74-72	DD Starter, w/"R" Terminal	ND	DD	16238	
		DD Starter, wo/"R" Terminal	ND	DD	16222	
		Gear Reduction Starter	ND	OSGR	16578	
2.2L	80-75	DD Starter, w/"R" Terminal	ND	DD	16238	
		DD Starter, wo/"R" Terminal	ND	DD	16222	
		Gear Reduction Starter	ND	OSGR	16578	
2.4L	82-81	w/AT	ND	OSGR	16790	N16831
		w/MT	ND	OSGR	16737	N16737
2.6L	76-73	Gear Reduction Starter	ND	OSGR	16823	
<b>CRESSIDA</b>						
2.6L	80-78	Gear Reduction Starter	ND	OSGR	16823	
2.8L	88-81		ND	OSGR	16823	
3.0L	92-91		ND	OSGR	17259	
	90-89		ND	OSGR	16823	
<b>CROWN</b>						
2.6L	73-71	Gear Reduction Starter	ND	OSGR	16823	
<b>ECHO</b>						
1.5L	05-03	Std, 0.8kw	ND	PLGR	17805	N17805
		Opt, 1.6kw	ND	PMGR	17842	
	02-00	Std, 0.8kw	ND	PLGR	17805	N17805
		Opt, 1.0kw	ND	PLGR	17806	N17806
<b>FJ CRUISER</b>						
4.0L	09-07		ND	OSGR	17876	N17876
<b>HIGHLANDER</b>						
2.4L	07-04		ND	PMGR	17825	N17825
	03-01		ND	OSGR	17774	N17774
2.7L	12		ND	PMGR	17825	N17825
	11-10		ND	PMGR	19046	
	09		ND	PMGR	17825	N17825
3.0L	03-01		ND	OSGR	17774	N17774
3.3L	07-04		ND	PMGR	17825	N17825



## STARTERS / DÉMARREURS / MOTORES DE ARRANQUE

Liter Litre Litro	Year Année Año	Options Options Opciones	Mfg.	Series Série Serie	Reman	New Nouveau Nuevo
<b>TOYOTA - continued</b>						
<b>HIGHLANDER - continued</b>						
3.5L	12		ND	PMGR	17825	N17825
	11-10		ND	PMGR	19046	
	09-08		ND	PMGR	17825	N17825
<b>LAND CRUISER</b>						
3.4L (Diesel)	85	BJ60 Models, To Mid 1985	ND	OSGR	16897	
	84-81	BJ60 Models	ND	OSGR	16897	
3.9L	74-69		ND	DD	16224	
4.0L	92-88		ND	OSGR	16828	
4.2L	87-83		ND	OSGR	16828	
	82	DD Starter	ND	DD	16224	
		Gear Reduction Starter	ND	OSGR	16828	
	81-75		ND	DD	16224	
4.2L (Diesel)	87-81		ND	OSGR	16896	
4.5L	97-93	Std	ND	OSGR	17485	
		Opt	ND	OSGR	17533	N17533
4.7L	07-98		ND	OSGR	17748	N17748
5.7L	11-08		ND	PLGR	19045	
<b>MARK II - SEE CORONA</b>						
<b>MATRIX</b>						
1.8L	11-09		ND	PMGR	19049	
	08-03		ND	PMGR	17841	N17841
2.4L	11-09		ND	PMGR	19047	
<b>MR2</b>						
1.6L	89-88	w/Supercharger	ND	OSGR	17002	N17256
		wo/Supercharger	ND	OSGR	16829	
	87-85		ND	OSGR	16829	
1.8L	05-00	Std, 1.2kw	ND	OSGR	17793	N17793
		Opt, 1.4kw	ND	OSGR	17794	N17794
2.0L	95-91		ND	OSGR	16978	N17263
2.2L	95-91	w/AT	ND	OSGR	16978	N17263
		w/MT	ND	OSGR	17263	N17263
<b>MR2 SPYDER - SEE MR2</b>						
<b>PASEO</b>						
<i>THE FOLLOWING APPLICATIONS ARE VERY SIMILAR IN APPEARANCE. THE DIFFERENCE IS THAT THE UNITS USED ON CARS w/AT HAVE ONLY ONE EAR THREADED, VERSUS TWO THREADED EARS ON THE UNITS w/MT. OPTIONAL UNITS BELOW ARE DESIGNATED FOR "COLD REGIONS".</i>						
1.5L	99-97	w/AT, Exc Cold Weather	ND	PLGR	17680	N17680
		w/AT, Cold Weather	ND	OSGR	17682	
		w/MT, Exc Cold Weather	ND	PLGR	17679	
		w/MT, Cold Weather	ND	OSGR	17681	
	96	w/AT, Exc Cold Weather, 1st Prod	ND	PLGR	17253	N17680
		w/AT, Exc Cold Weather, 2nd Prod	ND	PLGR	17680	
		w/AT, Cold Weather	ND	OSGR	17682	
		w/MT, Exc Cold Weather, 1st Prod	ND	PLGR	17252	
		w/MT, Exc Cold Weather, 2nd Prod	ND	PLGR	17679	
		w/MT, Cold Weather	ND	OSGR	17681	
	95	w/AT, Exc Cold Weather	ND	PLGR	17253	
		w/AT, Cold Weather	ND	OSGR	17682	
		w/MT, Exc Cold Weather	ND	PLGR	17252	
		w/MT, Cold Weather	ND	OSGR	17681	
	94-92	w/AT, Exc Cold Weather	ND	PLGR	17253	
		w/AT, Cold Weather	ND	OSGR	17251	
w/MT, Exc Cold Weather		ND	PLGR	17252		
w/MT, Cold Weather		ND	OSGR	16895		

## STARTERS / DÉMARREURS / MOTORES DE ARRANQUE

Liter Litre Litro	Year Année Año	Options Options Opciones	Mfg.	Series Série Serie	Reman	New Nouveau Nuevo
<b>TOYOTA - continued</b>						
<b>PICKUP</b>						
<i>THE 17493, 17420, 17520 AND 17523 ARE IDENTICAL (RESPECTIVELY) TO THE 16790, 17521, 16737 AND 17125 USED PREVIOUSLY, EXCEPT THE IGNITION SWITCH TERMINAL IS A LATER "LOCKING" STYLE. WITH A CHANGE OF TERMINAL, OR ADAPTING THE CAR'S HARNESS, THE UNITS CAN BE INTERCHANGED.</i>						
1.9L	71-69		ND	DD	16222	
2.0L	74-72	w/"R" Terminal on Solenoid	ND	DD	16238	
		wo/"R" Terminal on Solenoid	ND	DD	16222	
2.2L	80-75	DD Starter, w/"R" Terminal	ND	DD	16238	
		DD Starter, wo/"R" Terminal	ND	DD	16222	
		Gear Reduction Starter	ND	OSGR	16578	
2.2L (Diesel)	83-81		ND	OSGR	16830	
2.4L	95-94	2WD, Std, 1.0kw	ND	OSGR	17520	N17493
		2WD, Opt, 1.4kw	ND	OSGR	17493	N17493
		4WD	ND	OSGR	17493	N17493
	93-81	Std, 1.0kw	ND	OSGR	16737	N16737
		Opt, 1.4kw	ND	OSGR	16790	N16831
2.4L (Diesel)	87-84		ND	OSGR	16830	
3.0L	95-94	w/AT	ND	OSGR	17523	N17523
		w/MT, Exc Cold Weather	ND	OSGR	17521	N17523
		w/MT, Cold Weather	ND	OSGR	17523	N17523
	93	Std, 1.0kw	ND	OSGR	17420	N17125
		Opt, 1.4-1.6kw	ND	OSGR	17125	N17125
	92-88	Std, 1.0kw	ND	OSGR	17420	N17125
		Opt, 1.6kw	ND	OSGR	17125	N17125
<b>PREVIA</b>						
<i>THE 17524 AND 17525 ARE VIRTUALLY IDENTICAL TO THE 17422 AND 17423 USED PREVIOUSLY, EXCEPT THE BATTERY TERMINAL INSULATOR IS "INDEXED" FOR A LIKE CONNECTOR ON THE VEHICLE'S BATTERY CABLE END. THIS ALLOWS MORE OF A POSITIVE LOCK WHEN INSTALLING. THE IGNITION TERMINALS ON THE UNITS ARE ALL THE SAME.</i>						
2.4L	97-94	1-Bolt Heat Shield	ND	OSGR	17525	
		2-Bolt Heat Shield	ND	OSGR	17524	N17524
	93-91	1-Bolt Heat Shield	ND	OSGR	17422	
		2-Bolt Heat Shield	ND	OSGR	17423	
<b>RAV4</b>						
<i>THE 17774 (1.4kw) CAN BE USED IN PLACE OF THE 17777 (1.2kw), IF DESIRED.</i>						
2.0L	03-01	Std, 1.2kw	ND	OSGR	17777	N17774
		Opt, 1.4kw	ND	OSGR	17774	N17774
	00-96	Std, 1.2kw	ND	OSGR	17534	N17534
		Opt, 1.4kw	ND	OSGR	17534	N17534
2.4L	08-06		ND	PMGR	17825	N17825
	05-04	Std, 1.2kw	ND	OSGR	17777	N17774
		Opt, 1.4kw	ND	OSGR	17774	N17774
2.5L	11-09		ND	PMGR	19046	
3.5L	11-09		ND	PMGR	19046	
	08-06		ND	PMGR	17825	N17825
<b>SEQUOIA</b>						
4.7L	09-06		ND	OSGR	17748	N17748
	05-01	Std, 1.4kw	ND	OSGR	17791	N17791
		Opt, 2.0kw	ND	OSGR	17748	N17748
5.7L	11	To 04/2011	ND	PLGR	19045	
	10-08		ND	PLGR	19045	
<b>SIENNA</b>						
2.7L	12		ND	PMGR	17825	N17825
	11		ND	PMGR	19046	
3.0L	03		ND	PMGR	17825	N17825
	02-98		ND	OSGR	17774	N17774
3.3L	06-03		ND	PMGR	17825	N17825

## STARTERS / DÉMARREURS / MOTORES DE ARRANQUE

Liter Litre Litro	Year Année Año	Options Options Opciones	Mfg.	Series Série Serie	Reman	New Nouveau Nuevo
<b>TOYOTA - continued</b>						
<b>SIENNA - continued</b>						
3.5L	12		ND	PMGR	17825	N17825
	11		ND	PMGR	19046	
	10-07		ND	PMGR	17825	N17825
<b>SOLARA</b>						
2.2L	01-99		ND	OSGR	17774	N17774
2.4L	08-04		ND	PMGR	17825	N17825
	03-02	OSGR Starter	ND	OSGR	17774	N17774
		PMGR Starter	ND	PMGR	17825	N17825
3.0L	03-02	OSGR Starter	ND	OSGR	17774	N17774
		PMGR Starter	ND	PMGR	17825	N17825
	01-99		ND	OSGR	17774	N17774
3.3L	08-04		ND	PMGR	17825	N17825
<b>STARLET</b>						
1.3L	84-83		ND	OSGR	16786	
	82-81		ND	DD	16766	
<b>SUPRA</b>						
2.6L	80-79		ND	OSGR	16823	
2.8L	86-81		ND	OSGR	16823	
3.0L	98-93		ND	OSGR	17529	N17529
	92-91		ND	OSGR	17259	
	90-86		ND	OSGR	16823	
<b>T-100 PICKUP</b>						
2.7L	98-94	w/AT, Exc Cold Weather, 1.4kw	ND	OSGR	17668	N17668
		w/AT, Cold Weather, 2.0kw	ND	OSGR	17706	N17706
		w/MT, Exc Cold Weather, 1.2kw	ND	OSGR	17536	N17735
		w/MT, Cold Weather, 1.8kw	ND	OSGR	17535	N17535
3.0L	94	Mfd in Japan, w/AT	ND	OSGR	17523	N17523
		Mfd in Japan, w/MT, Cold Weather	ND	OSGR	17523	N17523
		Mfd in Japan, w/MT, Exc Cold Weather	ND	OSGR	17521	N17523
		Mfd in USA, w/AT	ND	OSGR	17523	N17523
		Mfd in USA, w/MT	ND	OSGR	17523	N17523
	93	w/AT	ND	OSGR	17125	N17125
	w/MT, Std, 1.0kw	ND	OSGR	17420	N17125	
	w/MT, Opt, 1.2kw	ND	OSGR	17420	N17125	
3.4L	98-95	Mfd in Japan, Std, 1.4kw	ND	OSGR	17671	N17671
		Mfd in Japan, Opt, 1.8kw	ND	OSGR	17672	N17672
		Mfd in USA	ND	OSGR	17671	N17671
<b>TACOMA PICKUP</b>						
2.4L	04-97		ND	OSGR	17668	N17668
	96-95	Std, 1.0kw	ND	OSGR	17668	N17668
		Opt, 1.4kw	ND	OSGR	17668	N17668
2.7L	12-11	w/MT	ND	OSGR	17706	N17706
	10-08		ND	OSGR	17706	N17706
	07-95	Std, 1.4kw	ND	OSGR	17668	N17668
Opt, 2.0kw		ND	OSGR	17706	N17706	
3.4L	04-95	Std, 1.4kw	ND	OSGR	17671	N17671
		Opt, 1.8kw	ND	OSGR	17672	N17672
4.0L	10-05		ND	OSGR	17876	N17876
<b>TERCEL</b>						
1.5L	99	w/3-Spd AT, Cold Weather	ND	PLGR	17679	N17680
		w/4-Spd AT, Cold Weather	ND	PLGR	17680	
		w/AT, Exc Cold Weather	ND	PLGR	17679	
		w/MT	ND	PLGR	17679	

## STARTERS / DÉMARREURS / MOTORES DE ARRANQUE

Liter Litre Litro	Year Année Año	Options Options Opciones	Mfg.	Series Série Serie	Reman	New Nouveau Nuevo
<b>TOYOTA - continued</b>						
<b>TERCEL - continued</b>						
1.5L	98	w/3-Spd AT, Cold Weather, From 12/1997	ND	PLGR	17679	N17680
		w/3-Spd AT, Cold Weather, To 12/1997	ND	OSGR	17681	
		w/4-Spd AT, Cold Weather, From 12/1997	ND	PLGR	17680	
		w/4-Spd AT, Cold Weather, To 12/1997	ND	OSGR	17682	
		w/AT, Exc Cold Weather, To 12/1997	ND	PLGR	17680	
		w/MT, Exc Cold Weather	ND	PLGR	17679	
		w/MT, Cold Weather	ND	OSGR	17681	
	97-96	w/3-Spd AT, Cold Weather	ND	OSGR	17681	N17680
		w/4-Spd AT, Cold Weather	ND	OSGR	17682	
		w/AT, Exc Cold Weather	ND	PLGR	17680	
		w/MT, Exc Cold Weather	ND	PLGR	17679	
		w/MT, Cold Weather	ND	OSGR	17681	
	95	w/3-Spd AT, Cold Weather	ND	OSGR	17681	
		w/4-Spd AT, Cold Weather	ND	OSGR	17682	
		w/AT, Exc Cold Weather	ND	PLGR	17253	
		w/MT, Exc Cold Weather	ND	PLGR	17252	
		w/MT, Cold Weather	ND	OSGR	17681	
	94-89	DD Starter	ND	DD	17000	
		OSGR Starter	ND	OSGR	16895	
	88-87	Eng Code 3AC, DD Starter	ND	DD	16832	
		Eng Code 3AC, OSGR Starter	ND	OSGR	16612	
Eng Code 3E, DD Starter		ND	DD	17000		
Eng Code 3E, OSGR Starter		ND	OSGR	16895		
86-80	DD Starter	ND	DD	16832		
	OSGR Starter	ND	OSGR	16612		
<b>TUNDRA PICKUP</b>						
3.4L	04-00	w/AT	ND	OSGR	17672	N17672
		w/MT	ND	OSGR	17671	N17671
4.0L	10-05	w/Nose Cone	ND	PMGR	17946	N17876
		wo/Nose Cone	ND	OSGR	17876	
4.7L	09-00	Std, 1.4kw	ND	OSGR	17791	N17791
		Opt, 2.0kw	ND	OSGR	17748	N17748
5.7L	11	To 03/2011	ND	PLGR	19045	
	10-07		ND	PLGR	19045	
<b>VAN</b>						
2.0L	85-84		ND	OSGR	16834	
2.2L	90-86		ND	OSGR	16834	
<b>VENZA</b>						
2.7L	11-09		ND	PMGR	17825	N17825
3.5L	11-09		ND	PMGR	17825	N17825
<b>YARIS</b>						
1.5L	12-06	w/AT	ND	PMGR	17842	N17805
		w/MT	ND	PLGR	17805	
<b>TRIUMPH</b>						
<b>GT6</b>						
2.0L	74-67		LU	DD	16121	
<b>SPITFIRE</b>						
1.2L	67-63		LU	DD	16121	
1.3L	72-68		LU	DD	16121	
1.5L	80-73		LU	DD	16121	
<b>TR6</b>						
2.5L	69	wo/Nose Cone	LU	DD	16121	
<b>TR250</b>						
2.5L	68	wo/Nose Cone	LU	DD	16121	

### IMPORTANT NOTICE ABOUT THE 17122 & 17123 STARTERS

It has been discovered recently that Volkswagen made a change in the flywheel used in the Cabriolet, Golf and Jetta models built after 10/90. This is further complicated by a VW Technical Service Bulletin (# 91-03) stating that if cars built prior to 10/90 were diagnosed with a noisy flywheel, they should be serviced with a "revised starter and flywheel" to cure the condition.

The REVISED FLYWHEEL has a "MAG WHEEL" look to it, while the ORIGINAL FLYWHEEL looks more conventional in appearance. The REVISED FLYWHEEL also comes with a shim kit (and instructions) for proper fit. When the new flywheel is installed, the revised (Part No. 17123) starter is installed at the same time.

It must be noted that both the 17122 and the 17123 **HAVE THE SAME OEM NUMBER** (Bosch #0-001-212-400). The units differ only in the appearance of the front housing, and then it is not very noticeable, except by the presence of the identifying marks shown in the picture below. The slightly revised housing of the 17123 allows for better (deeper) engagement with the new (revised) flywheel.

Assuming that the car has not been altered, all models built AFTER 10/90 will have the 17123 starter as original equipment, as well as the "revised" flywheel. The earlier models could have either, depending on whether prior flywheel work had been performed on them.

The 17122 will ONLY work with the ORIGINAL (prior to 10/90) flywheel, while the 17123 will ONLY work with the newer (REVISED) flywheel. DO NOT attempt to use one for the other, as drive engagement noise will develop. It is IMPORTANT that a physical identification be made PRIOR to installation of a replacement unit. If a new flywheel (always the REVISED style, as this is all that is made available) is also being installed, then the 17123 must be used, regardless of what came out.



17122



17123

**NOTE THAT THE 17122 (LEFT) HAS NO CASTING MARKS IN THE FRONT HOUSING AREA, WHILE THE 17123 (RIGHT) DOES. DO NOT CONFUSE THESE STARTERS AS THEY ARE NOT INTERCHANGEABLE. VERIFY THE PRODUCTION DATE OR FLYWHEEL STYLE FOR PROPER STARTER NUMBER.**

# STARTERS / DÉMARREURS / MOTORES DE ARRANQUE

VOLKSWAGEN - suite

## REMARQUE IMPORTANTE CONCERNANT LES DÉMARREURS 17122S et 17123S

Récemment, il a été noté que Volkswagen a modifié le volant sur les modèles Cabriolet, Golf et Jetta fabriqués après 10/90. Cette situation a été compliquée davantage à la suite du bulletin de service technique de VW (no 91-03) énonçant que si les véhicules fabriqués avant 10/90 ont fait l'objet d'un diagnostic de volant bruyant, ils devraient être réparés à l'aide d'un « démarreur et volant modifiés » pour corriger le problème.

Le VOLANT MODIFIÉ possède une apparence de « ROUE EN ALLIAGE À RAYONS » tandis que le VOLANT ORIGINAL a une apparence plus conventionnelle. Le VOLANT MODIFIÉ est aussi équipé d'un ensemble de cales (et de directives) pour obtenir un ajustement approprié. Lors de l'installation du nouveau volant, le démarreur modifié (no de pièce 17123S) est installé en même temps.

Vous remarquerez que les deux pièces 17122S et 17123S **POSSÈDENT LE MÊME NUMÉRO MEO** (Bosch no 0-001-212-400). La seule différence qui est à peine visible est l'apparence de leur boîtier avant qui présente des marques d'identification qui sont montrées sur la photo ci-dessous. Le boîtier légèrement modifié 17123S permet une fixation meilleure (plus profonde) sur le volant neuf (modifié).

Si l'on suppose que le véhicule n'a pas été modifié, tous les modèles fabriqués APRÈS 10/90 posséderont le démarreur 17123S comme pièce d'origine et le volant « modifié ». Les modèles plus anciens peuvent avoir l'un ou l'autre dépendant des réparations qui ont été effectuées sur le volant précédemment.

La pièce 17122S fonctionnera SEULEMENT avec le volant d'ORIGINE (avant 10/90), tandis que la pièce 17123S fonctionnera SEULEMENT avec le volant plus récent (MODIFIÉ). NE tentez PAS de les substituer car cela causera des bruits d'engagement du mécanisme d'entraînement. Il est IMPORTANT d'effectuer une identification physique AVANT d'installer l'unité de rechange. Si un nouveau volant (toujours le style MODIFIÉ car c'est le seul disponible) est aussi installé, la pièce 17123S doit être utilisée, indépendamment de la pièce qui a été enlevée.

**REMARQUEZ QUE LA PIÈCE 17122S (GAUCHE) NE POSSÈDE PAS DE MARQUES DE COULAGE SUR LA PARTIE AVANT DU BOÎTIER CONTRAIREMENT À LA PIÈCE 17123S (DROITE). NE MÊLEZ PAS CES DÉMARREURS CAR ILS NE SONT PAS INTERCHANGEABLES. VÉRIFIEZ LA DATE DE PRODUCTION OU LE STYLE DE VOLANT POUR TROUVER LE NUMÉRO DE DÉMARREUR APPROPRIÉ.**



17122S

17123S

**OBSERVE QUE EL 17122S (IZQUIERDA) NO TIENE MARCAS FUNDIDAS EN EL ÁREA DELANTERA DE LA CAJA, EN TANTO QUE EL 17123S (DERECHA) SI LAS TIENE. NO CONFUNDA ESTOS MOTORES DE ARRANQUE, YA QUE NO SON INTERCAMBIABLES. VERIFIQUE EL NÚMERO CORRECTO DEL MOTOR DE ARRANQUE CON LA FECHA DE FABRICACIÓN O EL ESTILO DE VOLANTE.**

VOLKSWAGEN - continuación

## NOTIFICACIÓN IMPORTANTE DE LOS MOTORES DE ARRANQUE 17122S Y 17123S

Recientemente se ha establecido que Volkswagen hizo un cambio al volante usado en los modelos Cabriolet, Golf y Jetta fabricados después de 10/90. Este asunto se complicó más debido a un Boletín de servicio técnico de VW (Nº 91-03) que indica que si los automóviles fabricados antes de 10/90 fueron diagnosticados con un volante ruidoso, debieron recibir servicio con "arranque y volante revisados" para solucionar el problema.

El VOLANTE REVISADO tiene una apariencia de "RUEDA MAG" en tanto que el VOLANTE ORIGINAL tiene una apariencia más convencional. El VOLANTE REVISADO también trae un kit de calzas (con instrucciones) para ajustarlo correctamente. Cuando se instala el volante nuevo, el motor de arranque revisado (pieza Nº 17123S) se instala simultáneamente.

Debe tomar nota que el 17122S y el 17123S **TIENEN EL MISMO NÚMERO DE FABRICANTE DE EQUIPO ORIGINAL** (Bosch Nº 0-001-212-400). La única diferencia en la apariencia de las unidades es la caja delantera y aún en ese caso no es muy notoria, excepto por las marcas de identificación que se muestran en la siguiente imagen. La caja ligeramente revisada del 17123S permite un mejor acoplamiento (más profundo) con el volante nuevo (revisado).

Suponiendo que el automóvil no ha sido alterado, todos los modelos fabricados DESPUÉS de 10/90 tendrán el motor de arranque 17123S como equipo original así como el volante "revisado". Los modelos anteriores podrían tener cualquiera, dependiendo de si ya se ha realizado algún trabajo en ellos.

El 17122S SOLAMENTE funcionará con el volante ORIGINAL (anterior a 10/90), en tanto que el 17123S SOLAMENTE funcionará con el volante nuevo (REVISADO). NO intente usar uno en lugar del otro, ya que habrá ruido de acoplamiento de propulsión. Es IMPORTANTE hacer una identificación física ANTES de instalar una unidad de repuesto. Si también se está instalando un volante nuevo (siempre el estilo REVISADO, ya que es el único que está disponible) entonces se debe usar el 17123S, sin importar la pieza que estaba instalada.

# STARTERS / DÉMARREURS / MOTORES DE ARRANQUE

Liter Litre Litro	Year Année Año	Options Options Opciones	Mfg.	Series Série Serie	Reman	New Nouveau Nuevo
-------------------------	----------------------	--------------------------------	------	--------------------------	-------	-------------------------

## VOLKSWAGEN - continued

*VW STARTERS COME IN THREE BASIC CONFIGURATIONS BEGINNING IN THE LATE 1980's. THE 1st STYLE IS THE CONVENTIONAL STARTER WITH WOUND WIRE FIELDS AND A STANDARD ARMATURE AND STARTER DRIVE SET-UP WE CALL "DIRECT DRIVE". THE 2nd STYLE USED THE SAME ARMATURE / DRIVE SET-UP, BUT WENT TO MAGNETIC FIELDS. WE REFER TO THIS AS A "PMDD - PERMANENT MAGNET DIRECT DRIVE" STARTER. THE 3rd STYLE IS THE "PMGR - PERMANENT MAGNET GEAR REDUCTION" STARTER WHICH USES THE MAGNETIC FIELDS, AND A GEAR REDUCTION DRIVE DELIVERY. THESE STARTERS WERE OFTEN USED AS OPTIONS FOR EACH OTHER.*

## 411, 412 - SEE TYPE IV

## BEETLE

1.2L	65-55		BO	DD	16318	
1.3L	66		BO	DD	16318	
1.5L	69-67	w/AT	BO	DD	16300	
		w/MT	BO	DD	16450	
1.6L	80	Originally Equipped	BO	DD	16450	
	79-70	w/AT	BO	DD	16300	
1.8L	04-02	Exc Turbo S Models, w/AT	BO	PMGR	17781	N17781
		Exc Turbo S Models, w/MT	BO	PMGR	17780	N17780
		Turbo S Models	BO	PMGR	17780	N17780
	01-99	w/AT	BO	PMGR	17781	N17781
		w/MT	BO	PMGR	17780	N17780
1.9L (Diesel)	06-05	w/AT	BO	PMGR	17971	
		w/MT	BO	PMGR	17755	N17755
	04	Eng Code ALH, w/AT	BO	PMGR	17725	N17725
		Eng Code ALH, w/MT	BO	PMGR	17755	N17755
		Eng Code BEW, w/AT	BO	PMGR	17971	
		Eng Code BEW, w/MT	BO	PMGR	17755	N17755
2.0L	03-98	w/AT	BO	PMGR	17725	N17725
		w/MT	BO	PMGR	17755	N17755
2.0L	12	w/MT	BO,VA	PMGR	17970	
	05-99	w/AT	BO	PMGR	17781	N17781
		w/MT	BO	PMGR	17780	N17780
	98	w/AT	BO	PMGR	17781	N17781
w/MT, From 3/1998		BO	PMGR	17780	N17780	
		w/MT, To 3/1998	BO	PMGR	17416	N17416
2.5L	12	w/AT	BO	PMGR	17969	
		w/MT	BO	PMGR	17968	
	10-06	w/AT	BO	PMGR	17969	
		w/MT	BO	PMGR	17968	

## CABRIO

2.0L	02-98		BO	PMGR	17415	N17415
	97-95	w/2 Mtg Holes	BO	PMGR	17724	
		w/3 Mtg Holes	BO	PMGR	17415	N17415

## CABRIOLET

*READ THE IMPORTANT NOTICE ABOUT THE 17122 & 17123 STARTERS AT THE BEGINNING OF THE VOLKSWAGEN SECTION.*

*ALSO, TSB #91-01 AND #92-02 TALKS ABOUT INSTALLING A STARTER RELAY IF THE STARTER MOTOR DOES NOT ENGAGE, ESPECIALLY UNDER HIGH OPERATING TEMPERATURES.*

1.8L	93-92	w/AT	BO	DD	17123		
		w/MT	BO	PMDD	17134		
	91	w/AT, From 10/1990	w/AT, To 10/1990, Original (Solid) Flywheel	BO	DD	17123	
			w/AT, To 10/1990, Revised (Spoked) Flywheel	BO	DD	17122	
			w/AT, To 10/1990, Revised (Spoked) Flywheel	BO	DD	17123	
			w/MT	BO	PMDD	17134	
	90-88	w/AT, Original (Solid) Flywheel	w/AT, Revised (Spoked) Flywheel	BO	DD	17122	
			w/MT	BO	DD	17123	
			BO	PMDD	17134		

## STARTERS / DÉMARREURS / MOTORES DE ARRANQUE

Liter Litre Litro	Year Année Año	Options Options Opciones	Mfg.	Series Série Serie	Reman	New Nouveau Nuevo
<b>VOLKSWAGEN - continued</b>						
<b>CABRIOLET - continued</b>						
1.8L	87	w/AT, Original (Solid) Flywheel	BO	DD	17122	
		w/AT, Revised (Spoked) Flywheel	BO	DD	17123	
		w/MT	BO	DD	17025	
	86-85	w/AT	BO	DD	16548	
w/MT		BO	DD	17025		
<b>CC</b>						
2.0L	12-10	w/MT	BO,VA	PMGR	17970	
	09		BO,VA	PMGR	17970	
3.6L	12	Bosch Unit	BO,VA	PMGR	17972	
	11-09		BO,VA	PMGR	17972	
<b>CORRADO</b>						
1.8L	92	w/AT	BO	PMGR	17415	N17415
		w/MT	BO	PMGR	17416	N17416
	91	w/AT	BO	PMGR	17222	
		w/MT	BO	PMGR	17223	
	90	w/AT	BO	PMGR	17222	
		w/MT, w/2 Mtg Holes w/MT, w/3 Mtg Holes	BO	PMDD	17224 17134	
2.8L	95-92	w/AT	BO,VA	PMGR	17030	N17030
		w/MT	BO	PMGR	17417	N17417
<b>DASHER</b>						
1.5L	75-74		BO,MM	DD	16401	
1.5L (Diesel)	80-79		BO	DD	16623	
1.6L	80-76		BO,MM	DD	16401	
1.6L (Diesel)	81		BO	DD	16623	
<b>EOS</b>						
2.0L	11-10	w/MT	BO,VA	PMGR	17970	
		w/Twin Clutch Transmission	BO	PMGR	19001	
	09	Eng Code BPY, w/AT	BO	PMGR	17971	
		Eng Code BPY, w/MT	BO,VA	PMGR	17970	
		Eng Code CCTA	BO	PMGR	19001	
		w/AT, Bosch Unit w/MT	BO BO,VA	PMGR	19001 17970	
08-07	w/AT	BO	PMGR	17971		
	w/MT	BO,VA	PMGR	17970		
3.2L	08-07		BO	PMGR	17971	
<b>EUROVAN</b>						
2.4L (Diesel)	97-96	w/AT	BO	PLGR	17475	
		w/MT	BO	PMGR	17750	
	95	w/AT	BO	PLGR	17475	
		w/MT, From 12/1994	BO	PMGR	17750	
		w/MT, To 11/1994	BO	PLGR	17234	
94-92	w/AT	BO	PLGR	17475		
	w/MT	BO	PLGR	17234		
2.5L	96	w/AT	BO,VA	PMGR	17030	N17030
		w/MT	BO	PMGR	17750	
2.8L	03-97	w/AT	BO,VA	PMGR	17030	N17030
		w/MT	BO	PMGR	17231	
<b>FASTBACK - SEE TYPE III</b>						
<b>FOX</b>						
1.8L	93-87		BO	DD	16408	



# STARTERS / DÉMARREURS / MOTORES DE ARRANQUE

Liter Litre Litro	Year Année Año	Options Options Opciones	Mfg.	Series Série Serie	Reman	New Nouveau Nuevo
<b>VOLKSWAGEN - continued</b>						
<b>GOLF</b>						
A "NO START" CONDITION MAY EXIST IN GOLF'S BECAUSE OF A LOW VOLTAGE CONDITION IN THE GROUND CIRCUIT BETWEEN THE BATTERY GROUND CABLE AND THE ENGINE. THERE MAY BE HIGH RESISTANCE THROUGH THE TRANSMISSION MOUNT GROUND STRAP. IT IS SUGGESTED THAT A SEPARATE GROUND STRAP (MADE OUT OF AT LEAST #4 GAUGE WIRE) BE INSTALLED, TO RESTORE PROPER GROUND, AND PROPER STARTER CRANKING SPEED.						
ALSO, TSB #91-01 AND #92-02 TALKS ABOUT INSTALLING A STARTER RELAY IF THE STARTER MOTOR DOES NOT ENGAGE, ESPECIALLY UNDER HIGH OPERATING TEMPERATURES.						
READ THE IMPORTANT NOTICE ABOUT THE 17122 & 17123 STARTERS AT THE BEGINNING OF THE VOLKSWAGEN SECTION.						
1.6L (Diesel)	92-89	w/AT w/MT	BO BO,VA	DD PMGR	16951 17030	N17030
	88-85		BO,VA	PMGR	17030	N17030
1.8L	06-01	Std, w/AT	BO	PMGR	17781	N17781
		Std, w/MT	BO	PMGR	17780	N17780
		Opt	BO	PMGR	17820	
	00	w/AT	BO	PMGR	17781	N17781
		w/MT	BO	PMGR	17780	N17780
	98-97	w/AT	BO	PMGR	17067	
		w/MT	BO	PMGR	17781	N17781
	96	w/AT	BO	PMGR	17067	
		w/MT, From 2/1996	BO	PMGR	17781	N17781
		w/MT, To 2/1996	BO	PMGR	17415	N17415
	95-93	w/AT	BO	PMGR	17067	
		w/MT	BO	PMGR	17415	N17415
	92	w/AT	BO	DD	17123	
w/MT		BO	PMGR	17222		
91	w/AT	BO	DD	17123		
	w/MT, DD Starter w/MT, PMDD Starter	BO BO	DD DD	17025 17134		
90-89	w/AT, Original (Solid) Flywheel	BO	DD	17122		
	w/AT, Revised (Spoked) Flywheel	BO	DD	17123		
	w/MT, DD Starter	BO	DD	17025		
	w/MT, PMDD Starter	BO	PMDD	17134		
88-85	w/AT, Original (Solid) Flywheel	BO	DD	17122		
	w/AT, Revised (Spoked) Flywheel	BO	DD	17123		
	w/MT	BO	DD	17025		
1.9L (Diesel)	06-05	w/AT	BO	PMGR	17971	
		w/MT	BO	PMGR	17755	N17755
	04	Eng Code ALH, w/AT	BO	PMGR	17725	N17725
		Eng Code ALH, w/MT	BO	PMGR	17755	N17755
		Eng Code BEW, w/AT	BO	PMGR	17971	
Eng Code BEW, w/MT		BO	PMGR	17755	N17755	
03-96	w/AT	BO	PMGR	17725	N17725	
	w/MT	BO	PMGR	17755	N17755	
95-93		BO,VA	PMGR	17030	N17030	
2.0L	12		BO,VA	PMGR	17970	
	07	w/AT	BO	PMGR	19001	
		w/MT	BO,VA	PMGR	17970	
	06-03	w/AT	BO	PMGR	17781	N17781
		w/MT	BO	PMGR	17780	N17780
	02	Eng Code AVH, w/AT	BO	PMGR	17781	N17781
		Eng Code AVH, w/MT	BO	PMGR	17780	N17780
		Eng Code AZG	BO	PMGR	17780	N17780
	01-00	w/AT	BO	PMGR	17781	N17781
		w/MT	BO	PMGR	17780	N17780
99	w/AT	BO	PMGR	17781	N17781	
	w/MT, w/2 Mtg Holes	BO	PMGR	17780	N17780	
	w/MT, w/3 Mtg Holes	BO	PMGR	17415	N17415	
98-93		BO	PMGR	17415	N17415	
92-91	Mfd in Germany	BO	PMGR	17222		
	Mfd in Mexico	BO	PMGR	17223		

## STARTERS / DÉMARREURS / MOTORES DE ARRANQUE

Liter Litre Litro	Year Année Año	Options Options Opciones	Mfg.	Series Série Serie	Reman	New Nouveau Nuevo
<b>VOLKSWAGEN - continued</b>						
<b>GOLF - continued</b>						
2.0L	90	Mfd in Germany, From 5/1990	BO	PMGR	17222	
		Mfd in Germany, To 4/1990	BO	PMGR	17223	
		Mfd in Mexico	BO	PMGR	17223	
2.0L (Diesel)	12	w/MT	BO	PMGR	19111	
	11-10	Bosch Unit	BO	PMGR	19111	
2.5L	12-10	w/AT	BO	PMGR	17969	
		w/MT	BO	PMGR	17968	
2.8L	05-03	w/AT	HI	PMGR	17865	
		w/MT	BO	PMGR	17820	
	02-00		BO	PMGR	17819	N17819
	99-96	w/AT	BO	PMGR	17725	N17725
		w/MT	BO	PMGR	17417	N17417
95-94	w/AT	BO,VA	PMGR	17030	N17030	
		w/MT	BO	PMGR	17417	N17417
3.2L	04		BO	PMGR	17820	
<b>GTI</b>						
2.0L	12-10	w/MT	BO,VA	PMGR	17970	
	09-06	w/AT	BO	PMGR	19001	
		w/MT	BO,VA	PMGR	17970	
<b>JETTA</b>						
<p style="text-align: center;"><i>A "NO START" CONDITION MAY EXIST IN JETTA'S BECAUSE OF A LOW VOLTAGE CONDITION IN THE GROUND CIRCUIT BETWEEN THE BATTERY GROUND CABLE AND THE ENGINE. THERE MAY BE HIGH RESISTANCE THROUGH THE TRANSMISSION MOUNT GROUND STRAP. IT IS SUGGESTED THAT A SEPARATE GROUND STRAP (MADE OUT OF AT LEAST #4 GAUGE WIRE) BE INSTALLED, TO RESTORE PROPER GROUND, AND PROPER STARTER CRANKING SPEED.</i></p>						
<p style="text-align: center;"><i>ALSO, TSB #91-01 AND #92-02 TALKS ABOUT INSTALLING A STARTER RELAY IF THE STARTER MOTOR DOES NOT ENGAGE, ESPECIALLY UNDER HIGH OPERATING TEMPERATURES.</i></p>						
<p style="text-align: center;"><i>READ THE IMPORTANT NOTICE ABOUT THE 17122 &amp; 17123 STARTERS AT THE BEGINNING OF THE VOLKSWAGEN SECTION.</i></p>						
1.6L	80	w/AT	BO	DD	16548	
		w/MT	BO,MI	DD	16547	
1.6L (Diesel)	92-84	w/AT	BO	DD	16951	
		w/MT	BO,VA	PMGR	17030	N17030
	83-81	w/AT	BO	DD	16951	
		w/MT	BO	DD	16556	
1.7L	84-81	w/AT	BO	DD	16548	
		w/MT	BO,MI	DD	16547	
1.8L	05-01	Std, w/AT	BO	PMGR	17781	N17781
		Std, w/MT	BO	PMGR	17780	N17780
		Opt	BO	PMGR	17820	
	00	w/AT	BO	PMGR	17781	N17781
		w/MT	BO	PMGR	17780	N17780
	97	w/AT	BO	PMGR	17067	
		w/MT	BO	PMGR	17781	N17781
	96	w/AT	BO	PMGR	17067	
		w/MT, From 2/1996	BO	PMGR	17781	N17781
		w/MT, To 2/1996	BO	PMGR	17415	N17415
	95-93	w/AT	BO	PMGR	17067	
w/MT		BO	PMGR	17415	N17415	
92-91	w/AT, Original (Solid) Flywheel	BO	DD	17122		
	w/AT, Revised (Spoked) Flywheel	BO	DD	17123		
	w/MT	BO	PMGR	17222		
90-88	w/AT, Original (Solid) Flywheel	BO	DD	17122		
	w/AT, Revised (Spoked) Flywheel	BO	DD	17123		
	w/MT	BO	PMDD	17134		
87	w/AT, Original (Solid) Flywheel	BO	DD	17122		
	w/AT, Revised (Spoked) Flywheel	BO	DD	17123		
	w/MT, DD Starter	BO	DD	17025		
	w/MT, PMDD Starter	BO	PMDD	17134		

## STARTERS / DÉMARREURS / MOTORES DE ARRANQUE

Liter Litre Litro	Year Année Año	Options Options Opciones	Mfg.	Series Série Serie	Reman	New Nouveau Nuevo
<b>VOLKSWAGEN - continued</b>						
<b>JETTA - continued</b>						
1.8L	86-85	w/AT, Original (Solid) Flywheel w/AT, Revised (Spoked) Flywheel w/MT	BO BO BO	DD DD DD	17122 17123 17025	
	84		BO,MI	DD	16547	
1.9L (Diesel)	06-05	w/AT w/MT	BO BO	PMGR PMGR	17971 17755	N17755
	04-96	w/AT w/MT	BO BO	PMGR PMGR	17725 17755	N17725 N17755
	95-93		BO,VA	PMGR	17030	N17030
2.0L	12	w/MT	BO,VA	PMGR	17970	
	11	w/AT	BO,VA	PMGR	17970	
	10		BO,VA	PMGR	17970	
	09-06	w/AT w/MT	BO BO,VA	PMGR PMGR	19001 17970	
	05-00	w/AT	BO	PMGR	17781	N17781
		w/MT	BO	PMGR	17780	N17780
	99	w/AT	BO	PMGR	17781	N17781
		w/MT, w/2 Mtg Holes	BO	PMGR	17780	N17780
		w/MT, w/3 Mtg Holes	BO	PMGR	17415	N17415
98-93		BO	PMGR	17415	N17415	
92-91		BO	PMGR	17222		
90	w/2 Mtg Holes w/3 Mtg Holes	BO BO	PMGR PMGR	17223 17222		
2.0L (Diesel)	09	Bosch Unit	BO	PMGR	19111	
2.5L	12-05	w/AT	BO	PMGR	17969	
		w/MT	BO	PMGR	17968	
2.8L	04-02	w/AT, Hitachi Unit	HI	PMGR	17865	
		w/MT, Bosch Unit	BO	PMGR	17820	
	01-00	Bosch Unit	BO	PMGR	17819	N17819
	99-96	w/AT	BO	PMGR	17725	N17725
		w/MT	BO	PMGR	17417	N17417
95-93	w/AT w/MT	BO,VA BO	PMGR PMGR	17030 17417	N17030 N17417	
<b>KARMANN GHIA</b>						
1.2L	65-56		BO	DD	16318	
1.3L	66	To 11/1965	BO	DD	16318	
1.5L	69-67	w/AT	BO	DD	16300	
		w/MT	BO	DD	16450	
1.6L	74-70	w/AT	BO	DD	16300	
		w/MT	BO	DD	16450	
<b>PASSAT</b>						
1.8L	05		BO	PMGR	17975	
	04	From 11/2003 To 10/2003	BO BO	PMGR PMGR	17975 17751	N17751
	03-98		BO	PMGR	17751	N17751
	94-91		BO	PMGR	17223	
1.9L (Diesel)	98	Eng Code ALH	BO	PMGR	17977	
	97	Eng Code 1Z or AAZ, w/AT	BO,VA	PMGR	17030	N17030
		Eng Code 1Z or AAZ, w/MT	BO	PMGR	17724	
		Eng Code AHU, From 3/1997	BO	PMGR	17977	
		Eng Code AHU, To 2/1997	BO	PMGR	17724	
96	Eng Code 1Z or AAZ, w/AT	BO,VA	PMGR	17030	N17030	
	Eng Code 1Z or AAZ, w/MT	BO	PMGR	17724		
	Eng Code AHU	BO	PMGR	17724		
95	w/AT w/MT	BO,VA BO	PMGR PMGR	17030 17724	N17030	

## STARTERS / DÉMARREURS / MOTORES DE ARRANQUE

Liter Litre Litro	Year Année Año	Options Options Opciones	Mfg.	Series Série Serie	Reman	New Nouveau Nuevo
<b>VOLKSWAGEN - continued</b>						
<b>PASSAT - continued</b>						
1.9L (Diesel)	94	w/AT w/MT, From 4/1994 w/MT, To 4/1994	BO,VA BO BO	PMGR PMGR PMGR	17030 17724 30784	N17030
	93-92	w/AT w/MT	BO,VA BO	PMGR PMGR	17030 30784	N17030
2.0L	10	Bosch Unit	BO,VA	PMGR	17970	
	09-06		BO,VA	PMGR	17970	
	97-92	w/AT w/MT	BO BO	PMGR PMGR	17415 17416	N17415 N17416
	91-90	w/AT w/MT	BO BO	PMGR PMGR	17222 17223	
2.0L (Diesel)	05-04	w/AT w/MT	BO BO	PMGR PMGR	17977 32605	
2.5L	12	w/AT w/MT	BO BO	PMGR PMGR	17969 17968	
2.8L	05-00		BO	PMGR	17778	N17778
	99-98		BO,MM	PMGR	17407	N17407
	97	w/AT w/MT	BO BO	PMGR PMGR	17725 17417	N17725 N17417
	96-92	w/AT w/MT	BO,VA BO	PMGR PMGR	17030 17417	N17030 N17417
3.6L	12		BO	PMGR	17971	
	08-06		BO,VA	PMGR	17972	
4.0L	04-02		BO	PMGR	17918	
<b>PHAETON</b>						
4.2L	06-04		BO	PMGR	17973	
6.0L	06-04		BO	PMGR	17974	
<b>QUANTUM</b>						
1.6L (Diesel)	85-82		BO	DD	16623	
1.7L	83-82	w/AT	BO	DD	16408	
		w/MT	BO,MM	DD	16401	
1.8L	86-84		BO	DD	16408	
2.1L	85-83		BO,MM	PMGR	16956	
2.2L	88-85		BO,MM	PMGR	16956	
<b>R32</b>						
3.2L	08		BO,VA	PMGR	17970	
<b>RABBIT</b>						
<p style="text-align: center;"><i>A "NO START" CONDITION MAY EXIST IN RABBIT'S BECAUSE OF A LOW VOLTAGE CONDITION IN THE GROUND CIRCUIT BETWEEN THE BATTERY GROUND CABLE AND THE ENGINE. THERE MAY BE HIGH RESISTANCE THROUGH THE TRANSMISSION MOUNT GROUND STRAP. IT IS SUGGESTED THAT A SEPARATE GROUND STRAP (MADE OUT OF AT LEAST #4 GAUGE WIRE) BE INSTALLED, TO RESTORE PROPER GROUND, AND PROPER STARTER CRANKING SPEED.</i></p>						
<p style="text-align: center;"><i>ALSO, TSB #91-01 AND #92-02 TALKS ABOUT INSTALLING A STARTER RELAY IF THE STARTER MOTOR DOES NOT ENGAGE, ESPECIALLY UNDER HIGH OPERATING TEMPERATURES.</i></p>						
1.5L	80-78	w/AT w/MT	BO BO,MI	DD DD	16548 16547	
	75	w/AT	BO	DD	16548	
1.5L (Diesel)	80-77		BO	DD	16556	
1.6L	80-76	w/AT	BO	DD	16548	
		w/MT	BO,MI	DD	16547	
1.6L (Diesel)	84		BO,VA	PMGR	17030	N17030
	83-81	w/AT w/MT	BO BO	DD DD	16951 16556	
1.7L	84-81	w/AT	BO	DD	16548	
		w/MT	BO,MI	DD	16547	
1.8L	84-83	w/AT	BO	DD	17122	
		w/MT	BO,MI	DD	16547	
2.5L	09-06	w/AT	BO	PMGR	17969	
		w/MT	BO	PMGR	17968	

## STARTERS / DÉMARREURS / MOTORES DE ARRANQUE

Liter Litre Litro	Year Année Año	Options Options Opciones	Mfg.	Series Série Serie	Reman	New Nouveau Nuevo
<b>VOLKSWAGEN - continued</b>						
<b>RABBIT PICKUP - SEE RABBIT</b>						
<b>ROUTAN</b>						
3.8L	10-09		ND	PLGR	17949	N17949
4.0L	10-09		MI	PMGR	19026	
<b>SCIROCCO</b>						
1.5L	79-78	w/AT w/MT	BO BO,MI	DD DD	16548 16547	
	75	w/AT	BO	DD	16548	
1.6L	80-76	w/AT	BO	DD	16548	
		w/MT	BO,MI	DD	16547	
1.7L	83-81	w/AT	BO	DD	16548	
		w/MT	BO,MI	DD	16547	
1.8L	89-86	8-Valve Eng, w/AT	BO	DD	16548	
		8-Valve Eng, w/MT	BO	DD	17025	
		16-Valve Eng	BO	DD	17025	
	85-84	w/AT	BO	DD	16548	
		w/MT	BO	DD	17025	
83	w/AT w/MT	BO BO,MI	DD DD	16548 16547		
<b>SQUAREBACK - SEE TYPE III</b>						
<b>TIGUAN</b>						
2.0L	12	Bosch Unit	BO,VA	PMGR	17970	
	11-09		BO,VA	PMGR	17970	
<b>TOUAREG</b>						
3.2L	06-04		BO	PMGR	17926	
3.6L	12-07		BO	PMGR	19002	
	06		BO	PMGR	17926	
4.2L	09-08		BO	PMGR	19003	
	07	Bosch Unit	BO	PMGR	19003	
		Valeo Unit	VA	PMGR	17888	
	06-04		VA	PMGR	17888	
5.0L (Diesel)	08-04		BO	PLGR	19005	
<b>TRANSPORTER</b>						
1.9L	85	w/AT	BO	DD	16958	
		w/MT	BO	DD	16722	
2.1L	91-87	w/AT	BO	DD	17065	
		w/MT	BO	DD	17066	
2.4L (Diesel)	94-92	w/AT	BO	PLGR	17475	
		w/MT	BO	PLGR	17234	
2.5L	94-92	w/AT	BO,VA	PMGR	17030	N17030
		w/MT	BO	PMGR	17231	
<b>TYPE 181 (THING)</b>						
1.6L	74-73		BO	DD	16300	
<b>TYPE I - SEE BEETLE</b>						
<b>TYPE II (MINI BUS)</b>						
1.2L	64-55		BO	DD	16318	
1.5L	67-61		BO	DD	16450	
1.6L	79-76		BO	DD	16546	
	75-68		BO	DD	16450	
1.7L	74-72	w/AT	BO	DD	16300	
		w/MT	BO	DD	16450	
1.8L	75-74	w/AT	BO	DD	16300	
		w/MT	BO	DD	16450	

## STARTERS / DÉMARREURS / MOTORES DE ARRANQUE

Liter Litre Litro	Year Année Año	Options Options Opciones	Mfg.	Series Série Serie	Reman	New Nouveau Nuevo
<b>VOLKSWAGEN - continued</b>						
<b>TYPE II (MINI BUS) - continued</b>						
2.0L	79-76	w/AT w/MT	BO BO	DD DD	16300 16546	
<b>TYPE III</b>						
1.5L	65-62		BO	DD	16318	
1.6L	73-67	w/AT w/MT	BO BO	DD DD	16300 16450	
	66-65		BO	DD	16318	
<b>TYPE IV</b>						
1.7L	74-71		BO	DD	16300	
1.8L	74		BO	DD	16300	
<b>VANAGON</b>						
1.6L (Diesel)	85-84		BO	DD	16961	
	83-82	DD Starter PMGR Starter	BO BO	DD PMGR	16961 17068	
1.9L	85-83	w/AT w/MT	BO BO	DD DD	16958 16722	
2.0L	83-82	w/AT w/MT	BO BO	DD DD	16958 16722	
	81	w/AT, From Mid 1981 w/AT, To Mid 1981 w/MT	BO BO BO	DD DD DD	16958 16300 16722	
	80	w/AT w/MT	BO BO	DD DD	16300 16546	
2.1L	92-87	w/AT w/MT	BO BO	DD DD	17065 17066	
	86	w/AT, From 11/1986 w/AT, To 11/1986 w/MT, From 11/1986 w/MT, To 11/1986	BO BO BO BO	DD DD DD DD	17065 16958 17066 16722	
2.4L (Diesel)	94-92	w/AT w/MT	BO BO	PLGR PLGR	17475 17234	
2.5L	94-92	w/AT w/MT	BO,VA BO	PMGR PMGR	17030 17231	N17030
<b>VOLVO</b>						
<b>120 SERIES</b>						
1.8L	68-62		BO	DD	16353	
<b>140 SERIES</b>						
1.8L	68-67		BO	DD	16353	
2.0L	74-69		BO	DD	16353	
<b>160 SERIES</b>						
3.0L	75-69		BO	DD	16353	
<b>240 SERIES</b>						
2.0L	75		BO	DD	16353	
2.1L	85-76		BO	DD	16353	
2.3L	93-88		BO	PMGR	17135	N17135
	87-85	DD Starter PMGR Starter	BO,HI BO	DD PMGR	16954 17135	N17135
	84-81		BO	DD	16353	
2.4L (Diesel)	85	Bosch Unit Hitachi Unit	BO HI	PLGR OSGR	17009 17138	
	84	Bosch Unit, From 6/1984 Bosch Unit, To 5/1984 Hitachi Unit, From 6/1984	BO BO HI	PLGR DD OSGR	17009 16949 17138	
	83-82		BO	DD	16949	
	81-80		BO	DD	16445	N16445

## STARTERS / DÉMARREURS / MOTORES DE ARRANQUE

Liter Litre Litro	Year Année Año	Options Options Opciones	Mfg.	Series Série Serie	Reman	New Nouveau Nuevo
<b>VOLVO - continued</b>						
<b>260 SERIES</b>						
2.4L (Diesel)	81-80		BO	DD	16445	N16445
2.7L	81-75		BO	DD	16550	
2.8L	82-80		BO	DD	16550	
<b>544 SERIES</b>						
1.8L	67-62		BO	DD	16353	
<b>740 SERIES</b>						
2.3L	92-86		BO	PMGR	17135	N17135
	85		BO,HI	DD	16954	
2.4L (Diesel)	86-85	Bosch Unit	BO	PLGR	17009	
		Hitachi Unit	HI	OSGR	17138	
<b>760 SERIES</b>						
2.3L	90-86		BO	PMGR	17135	N17135
	85		BO,HI	DD	16954	
	84		BO	DD	16353	
2.4L (Diesel)	85	Bosch Unit	BO	PLGR	17009	
		Hitachi Unit	HI	OSGR	17138	
2.8L	90-89		BO	PMGR	17406	
	88-83		BO	DD	16550	
<b>780 SERIES</b>						
2.3L	91-89		BO	PMGR	17135	N17135
2.8L	90-89		BO	PMGR	17406	
	88	From 5/1988 To 4/1988	BO	PMGR	17406	
	87		BO	DD	16550	
<b>850 SERIES</b>						
2.3L	97		BO	PMGR	17508	N17508
	96-94	Match OE Numbers	BO	PMGR	17508	N17508
2.4L	97		BO	PMGR	17508	N17508
	96-94	Match OE Numbers	BO	PMGR	17508	N17508
	93	Exc California California	BO	PMGR	17408	N17408
			BO	PMGR	17508	N17508
<b>940 SERIES</b>						
2.3L	95-94		BO	PMGR	17135	N17135
	93-91	DOHC	BO	PMGR	17409	
		SOHC	BO	PMGR	17135	N17135
<b>960 SERIES</b>						
2.9L	97-92		BO	PMGR	17408	N17408
<b>1800 SERIES</b>						
1.8L	68-62		BO	DD	16353	
2.0L	73-69		BO	DD	16353	
<b>C30</b>						
2.4L	09-08		DR	PMGR	6935	
2.5L	12-08		DR	PMGR	6935	
<b>C70</b>						
2.3L	04-98		BO	PMGR	17508	N17508
2.4L	04-98		BO	PMGR	17508	N17508
2.5L	12-07		DR	PMGR	6935	
	06		BO	PMGR	17979	
<b>CROSS COUNTRY - SEE V70</b>						

## STARTERS / DÉMARREURS / MOTORES DE ARRANQUE

Liter Litre Litro	Year Année Año	Options Options Opciones	Mfg.	Series Série Serie	Reman	New Nouveau Nuevo
<b>VOLVO - continued</b>						
<b>S40</b>						
1.9L	04-00		BO	PMGR	17508	N17508
2.4L	10-07		DR	PMGR	6935	
	06-04		BO	PMGR	17979	
2.5L	11-07		DR	PMGR	6935	
	06-04		BO	PMGR	17979	
<b>S60</b>						
2.3L	04-01		BO	PMGR	17508	N17508
2.4L	09-07		DR	PMGR	6935	
	06-01		BO	PMGR	17508	N17508
2.5L	12		BO	PMGR	19033	
	09-07		DR	PMGR	6935	
	06-03		BO	PMGR	17508	N17508
3.0L	12-11		BO	PMGR	19033	
<b>S70</b>						
2.3L	00-98		BO	PMGR	17508	N17508
2.4L	00-98		BO	PMGR	17508	N17508
<b>S80</b>						
2.5L	06-04		BO	PMGR	17508	N17508
2.8L	02-99	w/AT	BO	PMGR	17753	N17753
		w/MT	BO	PMGR	17756	
2.9L	05-03		BO	PMGR	17753	N17753
	02-99	w/AT	BO	PMGR	17753	N17753
		w/MT	BO	PMGR	17756	
3.0L	12-08		BO	PMGR	19033	
3.2L	12-07		BO	PMGR	19033	
4.4L	10-07		ND	PMOSGR	19077	
<b>S90</b>						
2.9L	98-97		BO	PMGR	17408	N17408
<b>V40</b>						
1.9L	04-00		BO	PMGR	17508	N17508
<b>V50</b>						
2.4L	10-07		DR	PMGR	6935	
	06-05		BO	PMGR	17979	
2.5L	11-07		DR	PMGR	6935	
	06-05		BO	PMGR	17979	
<b>V70</b>						
2.3L	05-98		BO	PMGR	17508	N17508
2.4L	07		DR	PMGR	6935	
	06-98		BO	PMGR	17508	N17508
2.5L	07		DR	PMGR	6935	
	06-03		BO	PMGR	17508	N17508
3.2L	10-08		BO	PMGR	19033	
<b>V90</b>						
2.9L	98-97		BO	PMGR	17408	N17408
<b>XC60</b>						
3.0L	12-09		BO	PMGR	19033	
3.2L	12-10		BO	PMGR	19033	
<b>XC70</b>						
2.5L	07		DR	PMGR	6935	
	06-03		BO	PMGR	17508	N17508
3.0L	12-09		BO	PMGR	19033	
3.2L	12-08		BO	PMGR	19033	



## STARTERS / DÉMARREURS / MOTORES DE ARRANQUE

Liter Litre Litro	Year Année Año	Options Options Opciones	Mfg.	Series Série Serie	Reman	New Nouveau Nuevo
<b>VOLVO - continued</b>						
<b>XC90</b>						
2.5L	06-03		BO	PMGR	17508	N17508
2.9L	05-03		BO	PMGR	17753	N17753
3.2L	12-07		BO	PMGR	19033	
4.4L	11		ND	PMOSGR	19077	
	10-07		ND	PMOSGR	19076	
	06	w/Post Ignition Terminal on Solenoid	ND	PMOSGR	19076	
		w/Spade Ignition Terminal on Solenoid	ND		19075	
05		ND		19075		
<b>YUGO</b>						
<b>CABRIO</b>						
1.3L	92-90	Cajavec Unit	CA,IS,MM	PMDD	16465	
		Iskra Unit	CA,IS,MM	PMDD	16465	
<b>GV SERIES</b>						
1.1L	90		CA,IS,MM	PMDD	16465	
	89-86	Cajavec Unit	CA,IS,MM	PMDD	16465	
		Iskra Unit	CA,IS,MM	PMDD	16465	
1.3L	92-89	Cajavec Unit	CA,IS,MM	PMDD	16465	
		Iskra Unit	CA,IS,MM	PMDD	16465	
	88		CA,IS,MM	PMDD	16465	

# INTERCHANGE / REMPLACEMENT / INTERCAMBIO

Original No. No. Original No. Original	Reman Reman Reconstruido	Original No. No. Original No. Original	Reman Reman Reconstruido	Original No. No. Original No. Original	Reman Reman Reconstruido	Original No. No. Original No. Original	Reman Reman Reconstruido
<b>ACURA</b>		<b>BMW</b>		<b>BMW</b>		<b>BMW</b>	
<b>SEE HONDA</b>							
<b>ALFA ROMEO</b>							
46414831	17225	12-31-1-247-287	13619	12-31-1-362-276	13113	12-31-1-722-419	13349
60512847	17225	12-31-1-247-288	13664	12-31-1-362-466	13102	12-31-1-722-568	13602
60513888	13242	12-31-1-247-310	13664	12-31-1-362-467	13102	12-31-1-725-733	13269
60521715	14395	12-31-1-247-311	13619	12-31-1-362-468	13113	12-31-1-726-047	13364
60521994	17031	12-31-1-247-487	13733	12-31-1-364-399	13113	12-31-1-726-081	13366
60522387	17164	12-31-1-247-488	13733	12-31-1-364-402	13113	12-31-1-726-248	13370
60523456	14395	12-31-1-266-660	13150	12-31-1-364-404	13113	12-31-1-726-338	13366
60534820	13248	12-31-1-267-401	13150	12-31-1-364-405	13102	12-31-1-726-372	13372
60534820	14395	12-31-1-267-461	13150	12-31-1-364-407	13102	12-31-1-726-378	13366
60549569	13248	12-31-1-270-901	13150	12-31-1-364-491	13102	12-31-1-726-602	14813
60562020	13617	12-31-1-271-663	14782	12-31-1-403-936	13662	12-31-1-726-603	14813
60611334	13617	12-31-1-276-139	13113	12-31-1-404-153	13469	12-31-1-726-897	13468
60655876	17225	12-31-1-276-164	13113	12-31-1-405-902	11122	12-31-1-727-576	13663
60811674	13617	12-31-1-276-269	13150	12-31-1-405-918	11122	12-31-1-730-026	13628
60813403	17225	12-31-1-277-116	13113	12-31-1-407-440	13897	12-31-1-730-257	13349
60813460	17225	12-31-1-277-166	13113	12-31-1-432-831	13729	12-31-1-730-261	13628
60814706	17225	12-31-1-277-217	13113	12-31-1-432-832	13729	12-31-1-730-580	13465
77274850	17225	12-31-1-277-219	13113	12-31-1-432-960	13761	12-31-1-730-602	13465
605128470	17225	12-31-1-277-223	13113	12-31-1-432-962	13761	12-31-1-730-752	13468
605130630	13375	12-31-1-277-226	13102	12-31-1-432-976	13848	12-31-1-730-753	13469
605130640	13375	12-31-1-277-229	13150	12-31-1-432-978	13848	12-31-1-731-103	13320
605134440	13375	12-31-1-277-232	13129	12-31-1-432-979	13846	12-31-1-731-468	13399
605138880	13242	12-31-1-277-239	14782	12-31-1-432-980	13774	12-31-1-731-929	13320
605223870	17164	12-31-1-277-247	13113	12-31-1-432-981	13846	12-31-1-733-060	13269
605230340	17164	12-31-1-277-248	13102	12-31-1-432-982	13848	12-31-1-733-771	13269
605215840	16532	12-31-1-277-249	13113	12-31-1-432-984	13848	12-31-1-733-772	13269
1951005030	17225	12-31-1-277-249	13113	12-31-1-432-985	13846	12-31-1-734-079	13466
105120503003	16531	12-31-1-277-502	13129	12-31-1-432-985	13846	12-31-1-734-322	13467
115000503001	16531	12-31-1-277-503	13150	12-31-1-432-986	13774	12-31-1-734-352	13467
116000503003	16532	12-31-1-277-504	13113	12-31-1-432-987	13846	12-31-1-734-558	13467
116000503005	16532	12-31-1-277-505	14782	12-31-1-433-265	13838	12-31-1-735-121	13372
116000506000	14395	12-31-1-277-581	13150	12-31-1-433-266	13838	12-31-1-735-122	13618
116100506008	14395	12-31-1-284-460	14782	12-31-1-466-084	13113	12-31-1-735-123	13364
116460503000	17031	12-31-1-284-461	14782	12-31-1-466-086	13246	12-31-1-735-124	13366
116550503000	17164	12-31-1-285-006	14782	12-31-1-466-089	13018	12-31-1-735-232	13372
116550503003	17164	12-31-1-285-012	13113	12-31-1-466-336	13365	12-31-1-735-234	13372
116760506000	13075	12-31-1-288-408	14782	12-31-1-466-341	13364	12-31-1-735-235	13364
116760506000	13131	12-31-1-288-409	14782	12-31-1-532-708	13018	12-31-1-735-272	13618
117010503000	17164	12-31-1-288-595	14782	12-31-1-702-096	13729	12-31-1-735-395	13366
119130506000	14395	12-31-1-289-403	14782	12-31-1-702-926	13661	12-31-1-735-396	13364
195320506002	13375	12-31-1-289-404	14782	12-31-1-702-926	22801	12-31-1-735-397	13366
195320506003	13375	12-31-1-289-442	14782	12-31-1-704-081	13661	12-31-1-735-402	13468
195460506000	13248	12-31-1-289-818	13150	12-31-1-704-082	13526	12-31-1-735-403	13469
		12-31-1-309-801	13246	12-31-1-704-205	13661	12-31-1-735-404	13405
		12-31-1-310-075	13246	12-31-1-705-483	13815	12-31-1-735-407	13366
		12-31-1-310-099	13246	12-31-1-705-557	13815	12-31-1-735-604	13628
		12-31-1-310-542	13246	12-31-1-706-056	14813	12-31-1-735-606	13628
		12-31-1-312-442	13362	12-31-1-706-426	13216	12-31-1-735-686	13628
		12-31-1-312-468	13362	12-31-1-710-562	13268	12-31-1-735-691	13466
		12-31-1-315-333	13362	12-31-1-710-725	14813	12-31-1-735-692	13466
		12-31-1-315-397	13362	12-31-1-711-203	14813	12-31-1-735-693	13366
		12-31-1-315-434	13365	12-31-1-711-204	14813	12-31-1-735-694	13366
		12-31-1-315-962	13365	12-31-1-711-373	13246	12-31-1-735-697	13469
		12-31-1-318-079	13662	12-31-1-711-375	13246	12-31-1-735-698	13469
		12-31-1-352-279	13102	12-31-1-713-363	14814	12-31-1-735-701	14814
		12-31-1-352-708	13113	12-31-1-713-449	14813	12-31-1-735-703	13216
		12-31-1-353-417	13018	12-31-1-713-450	14813	12-31-1-735-704	13216
		12-31-1-353-422	13018	12-31-1-714-219	14813	12-31-1-735-705	13268
		12-31-1-353-450	13018	12-31-1-714-220	14813	12-31-1-735-706	13268
		12-31-1-353-564	13018	12-31-1-715-659	13270	12-31-1-735-743	13470
		12-31-1-356-299	13113	12-31-1-715-660	13269	12-31-1-735-789	13470
		12-31-1-356-302	13113	12-31-1-717-385	13216	12-31-1-735-792	13465
		12-31-1-360-430	13102	12-31-1-717-395	13268	12-31-1-738-079	13466
		12-31-1-360-431	13102	12-31-1-718-857	13370	12-31-1-738-082	13466
		12-31-1-360-483	13113	12-31-1-720-164	13269	12-31-1-738-088	13366
		12-31-1-360-491	13102	12-31-1-720-591	13602	12-31-1-738-091	13405
		12-31-1-360-493	13113	12-31-1-721-692	13373	12-31-1-738-092	13366
		12-31-1-361-373	13129	12-31-1-721-778	13373	12-31-1-738-092	13405
		12-31-1-361-823	13113	12-31-1-721-912	13378	12-31-1-738-103	13366
		12-31-1-361-824	13129	12-31-1-721-915	13378	12-31-1-738-351	13471
		12-31-1-362-029	13113	12-31-1-721-921	13371	12-31-1-738-352	13471
		12-31-1-362-030	13102	12-31-1-721-923	13371	12-31-1-738-437	13465
		12-31-1-362-077	13113	12-31-1-722-207	13370	12-31-1-738-509	13468
		12-31-1-362-092	13113	12-31-1-722-418	13349	12-31-1-738-511	13469
<b>AUDI</b>							
<b>SEE VOLKSWAGEN</b>							

# INTERCHANGE / REMPLACEMENT / INTERCAMBIO

Original No. No. Original No. Original	Reman Reman Reconstruido	Original No. No. Original No. Original	Reman Reman Reconstruido	Original No. No. Original No. Original	Reman Reman Reconstruido	Original No. No. Original No. Original	Reman Reman Reconstruido
<b>BMW</b>		<b>BMW</b>		<b>BMW</b>		<b>BMW</b>	
12-31-1-738-512	13466	12-31-7-540-993	11355	12-41-1-317-584	17702	12-41-7-504-480	17851
12-31-1-738-514	13405	12-31-7-540-994	11355	12-41-1-350-042	16362	12-41-7-508-634	17856
12-31-1-738-515	13660	12-31-7-541-694	11083	12-41-1-350-236	16362	12-41-7-515-390	17702
12-31-1-739-421	13663	12-31-7-542-529	11077	12-41-1-351-042	16362	12-41-7-515-390	17702A
12-31-1-740-624	13761	12-31-7-542-934	11261	12-41-1-351-233	16362	12-41-7-515-391	17236
12-31-1-740-626	13761	12-31-7-542-935	11358	12-41-1-352-502	16362	12-41-7-515-391	17702
12-31-1-740-629	13734	12-31-7-543-083	11077	12-41-1-352-504	16617	12-41-7-515-392	17702A
12-31-1-740-631	13734	12-31-7-546-284	11083	12-41-1-354-823	17236	12-41-7-515-396	17702
12-31-1-741-135	22801	12-31-7-546-285	11083	12-41-1-354-823	17702	12-41-7-515-784	17924
12-31-1-741-138	13729	12-31-7-550-319	11333	12-41-1-355-693	16362	12-41-7-521-116	17922
12-31-1-742-910	13729	12-31-7-550-967	11300	12-41-1-361-022	16557	12-41-7-521-122	17922
12-31-1-742-911	13729	12-31-7-550-997	11333	12-41-1-361-874	16557	12-41-7-521-123	17922
12-31-1-744-560	13465	12-31-7-551-252	11098	12-41-1-402-990	17702	12-41-7-525-293	17923
12-31-1-744-561	13470	12-31-7-551-253	11098	12-41-1-466-092	16616	12-41-7-526-236	17922
12-31-1-744-562	13465	12-31-7-551-254	11300	12-41-1-466-093	16617	12-41-7-536-690	17923
12-31-1-744-563	13471	12-31-7-551-256	11301	12-41-1-466-094	17148	12-41-7-537-490	17924
12-31-1-744-564	13470	12-31-7-553-009	11335	12-41-1-466-095	16616	12-41-7-537-513	17923
12-31-1-744-565	13470	12-31-7-555-926	11301	12-41-1-466-096	16362	12-41-7-537-515	17924
12-31-1-744-566	13465	12-31-7-557-789	11302	12-41-1-466-097	16557	12-41-7-540-897	19000
12-31-1-744-567	13660	12-31-7-558-167	11366	12-41-1-466-098	16617	12-41-7-552-105	19000
12-31-1-747-204	13526	12-31-7-558-218	11366	12-41-1-466-100	17237	12-41-7-552-697	19000
12-31-1-747-205	13661	12-31-7-558-219	11302	12-41-1-466-102	17236	12-41-7-556-131	19079
12-31-2-240-875	14810	12-31-7-558-220	11302	12-41-1-466-342	17236	12-41-7-575-344	11393
12-31-2-241-262	14810	12-31-7-559-223	11333	12-41-1-466-345	17016	12-41-7-577-257	19079
12-31-2-242-128	14810	12-31-7-560-985	11362	12-41-1-466-702	17702	12-41-7-610-346	17924
12-31-2-242-877	14810	12-31-7-560-986	11362	12-41-1-468-117	17183	12-41-7-610-353	17924
12-31-4-353-353	13619	12-31-7-561-002	11397	12-41-1-489-994	17855	12-41-7-787-354	32801
12-31-4-487-081	11077	12-31-7-561-003	11396	12-41-1-489-995	17854	12-41-7-787-356	32801
12-31-7-501-592	13971	12-31-7-561-004	11396	12-41-1-517-327	17855	12-41-7-794-952	32802
12-31-7-501-595	13882	12-31-7-562-388	11335	12-41-1-517-328	17854	12-41-7-796-892	32802
12-31-7-501-597	13882	12-31-7-573-754	11394	12-41-1-620-003	16362	12-41-7-798-035	32801
12-31-7-501-599	13882	12-31-7-573-755	11394	12-41-1-620-903	16362	12-41-7-830-793	17902
12-31-7-501-687	13971	12-31-7-574-365	11335	12-41-1-711-403	17183	12-41-7-832-150	17902
12-31-7-501-690	13882	12-31-7-574-365	11336	12-41-1-712-937	17702	12-41-7-832-486	17902
12-31-7-501-755	13882	12-31-7-575-344	11393	12-41-1-712-939	17702	12-41-7-834-214	17902
12-31-7-507-741	13976	12-31-7-575-347	11393	12-41-1-714-750	17236	12-41-7-835-126	19015
12-31-7-507-995	13976	12-31-7-575-650	23850	12-41-1-715-230	16616	12-41-7-835-735	17902
12-31-7-508-052	13815	12-31-7-575-872	11335	12-41-1-715-238	17236	12-41-7-835-737	19015
12-31-7-508-054	13815	12-31-7-575-873	23850	12-41-1-717-174	16617	12-41-7-837-775	19080
12-31-7-508-258	11074	12-31-7-576-513	11334	12-41-1-717-175	16557	12-41-7-838-020	19080
12-31-7-508-286	11074	12-31-7-576-514	11334	12-41-1-717-181	16617	12-41-7-832-526	19117
12-31-7-510-593	13970	12-31-7-576-550	23850	12-41-1-718-750	17140	12-41-7-843-530	19117
12-31-7-510-597	13970	12-31-7-799-204	23319	12-41-1-719-999	17140	12-41-8-620-003	16362
12-31-7-510-599	13970	12-31-7-801-124	11451	12-41-1-720-246	17183	12-41-8-620-033	16362
12-31-7-515-030	11049	12-31-7-802-929	23319	12-41-1-720-635	16617	12-41-8-620-903	16362
12-31-7-515-033	11050	12-31-7-804-266	11451	12-41-1-720-636	16617	85-31-1-266-660	13150
12-31-7-515-426	11050	12-31-7-830-791	13974	12-41-1-720-642	17140	85-31-1-267-461	13150
12-31-7-519-618	13986	12-31-7-830-793	17902	12-41-1-720-643	17140	85-31-1-276-269	13150
12-31-7-519-620	13986	12-31-7-831-436	13974	12-41-1-720-663	17237	85-31-1-277-505	14782
12-31-7-519-721	11083	12-31-7-834-160	11262	12-41-1-720-664	17237	85-31-1-360-491	13102
12-31-7-519-723	11083	12-31-7-836-592	11262	12-41-1-726-463	17236	85-41-1-350-236	16362
12-31-7-521-135	11083	12-31-7-836-610	11312	12-41-1-726-504	17140	85-41-1-352-502	16362
12-31-7-521-135	23347	12-31-7-837-691	11312	12-41-1-726-508	17140		
12-31-7-521-136	23347	12-31-7-837-981	11450	12-41-1-729-981	17497		
12-31-7-521-137	23347	12-31-7-838-656	11450	12-41-1-735-400	17236	<b>BOSCH</b>	
12-31-7-521-138	23347	12-31-8-602-009	13018	12-41-1-735-524	17236	0-001-106-011	17124
12-31-7-521-178	11260	12-31-8-602-909	13018	12-41-1-735-608	17140	0-001-106-014	32580
12-31-7-523-605	11067	12-31-8-702-805	13018	12-41-1-735-786	17140	0-001-106-015	17124
12-31-7-523-606	11078	12-31-8-702-806	13018	12-41-1-736-921	17497	0-001-106-018	17854
12-31-7-523-608	11078	12-41-1-266-737	16616	12-41-1-738-604	17236	0-001-106-019	17855
12-31-7-524-972	11261	12-41-1-269-696	16616	12-41-1-739-273	17236	0-001-106-405	19000
12-31-7-525-376	11260	12-41-1-270-966	16362	12-41-1-740-373	17236	0-001-106-406	19000
12-31-7-525-440	11261	12-41-1-271-749	16617	12-41-1-740-374	17702	0-001-107-003	17223
12-31-7-526-285	11067	12-41-1-272-150	16617	12-41-1-740-374	17236	0-001-107-004	17223
12-31-7-526-286	11078	12-41-1-279-747	17140	12-41-1-740-374	17702	0-001-107-007	17025
12-31-7-530-086	11098	12-41-1-287-788	17016	12-41-1-740-375	17236	0-001-107-007	17134
12-31-7-532-627	11098	12-41-1-288-166	17016	12-41-1-740-375	17702	0-001-107-007	17222
12-31-7-533-469	11397	12-41-1-288-226	17183	12-41-1-740-375	17702	0-001-107-008	17025
12-31-7-535-098	11334	12-41-1-289-520	17016	12-41-1-740-378	17702	0-001-107-008	17134
12-31-7-537-959	11355	12-41-1-308-543	17148	12-41-1-740-379	17236	0-001-107-008	17222
12-31-7-537-962	11355	12-41-1-309-990	17148	12-41-1-740-379	17702	0-001-107-012	17751
12-31-7-540-990	11261	12-41-1-312-104	17148	12-41-1-740-574	17702	0-001-107-013	17751
12-31-7-540-992	11261	12-41-1-312-130	17148	12-41-7-501-668	17853	0-001-107-017	17751
				12-41-7-501-738	17853	0-001-107-018	17751

## INTERCHANGE / REMPLACEMENT / INTERCAMBIO

Original No. No. Original No. Original	Reman Reman Reconstruido	Original No. No. Original No. Original	Reman Reman Reconstruido	Original No. No. Original No. Original	Reman Reman Reconstruido	Original No. No. Original No. Original	Reman Reman Reconstruido
<b>BOSCH</b>		<b>BOSCH</b>		<b>BOSCH</b>		<b>BOSCH</b>	
0-001-107-020	17415	0-001-108-030	17135	0-001-108-144	17663	0-001-110-016	17038
0-001-107-021	17415	0-001-108-031	16980	0-001-108-145	17702	0-001-110-022	17977
0-001-107-022	17416	0-001-108-032	16963	0-001-108-148	17576	0-001-110-023	17977
0-001-107-023	17416	0-001-108-035	17011	0-001-108-149	17699	0-001-110-024	17047
0-001-107-031	17560	0-001-108-038	17013	0-001-108-150	17720	0-001-110-028	17237
0-001-107-032	17563	0-001-108-042	17148	0-001-108-151	17670	0-001-110-029	17226
0-001-107-034	17770	0-001-108-045	16963	0-001-108-153	17508	0-001-110-030	17226
0-001-107-037	17730	0-001-108-046	16963	0-001-108-154	16980	0-001-110-039	17150
0-001-107-045	17770	0-001-108-047	17670	0-001-108-157	17236	0-001-110-041	17237
0-001-107-048	17730	0-001-108-048	17225	0-001-108-157	17702	0-001-110-045	17977
0-001-107-049	17560	0-001-108-051	17163	0-001-108-159	17225	0-001-110-046	17977
0-001-107-052	17415	0-001-108-052	16980	0-001-108-166	17508	0-001-110-047	17158
0-001-107-053	17415	0-001-108-053	17124	0-001-108-167	17508	0-001-110-053	17150
0-001-107-054	17165	0-001-108-054	17236	0-001-108-169	17702	0-001-110-053	17227
0-001-107-054	17751	0-001-108-054	17702	0-001-108-170	17575	0-001-110-059	17281
0-001-107-055	17751	0-001-108-056	16980	0-001-108-171	17782	0-001-110-060	17280
0-001-107-056	17770	0-001-108-061	17406	0-001-108-172	17789	0-001-110-061	17231
0-001-107-068	17165	0-001-108-063	17148	0-001-108-174	17778	0-001-110-061	17234
0-001-107-068	17751	0-001-108-064	17140	0-001-108-175	17778	0-001-110-061	17750
0-001-107-069	17751	0-001-108-065	17236	0-001-108-177	17720	0-001-110-062	17231
0-001-107-072	17039	0-001-108-065	17702	0-001-108-178	17720	0-001-110-062	17234
0-001-107-072	17699	0-001-108-066	16963	0-001-108-184	17782	0-001-110-062	17750
0-001-107-072	17730	0-001-108-068	16963	0-001-108-188	17720	0-001-110-063	17408
0-001-107-073	17751	0-001-108-069	16963	0-001-108-190	17853	0-001-110-066	17977
0-001-107-074	17751	0-001-108-070	17210	0-001-108-197	17852	0-001-110-067	17977
0-001-107-096	17039	0-001-108-072	16956	0-001-108-199	17789	0-001-110-068	17409
0-001-107-096	17699	0-001-108-073	16956	0-001-108-200	17973	0-001-110-069	17417
0-001-107-096	17730	0-001-108-076	17223	0-001-108-201	17973	0-001-110-070	17417
0-001-107-403	17730	0-001-108-077	17223	0-001-108-208	17923	0-001-110-072	17497
0-001-107-406	17920	0-001-108-078	17670	0-001-108-209	17923	0-001-110-073	17279
0-001-107-415	17822	0-001-108-079	17670	0-001-108-213	17757	0-001-110-075	17410
0-001-107-423	17922	0-001-108-081	17164	0-001-108-214	17757	0-001-110-076	17030
0-001-107-424	17922	0-001-108-084	17011	0-001-108-220	17778	0-001-110-077	17030
0-001-107-427	17975	0-001-108-088	16954	0-001-108-221	17778	0-001-110-080	17280
0-001-107-428	17975	0-001-108-088	17135	0-001-108-222	17966	0-001-110-081	17281
0-001-107-431	17822	0-001-108-089	17406	0-001-108-223	17966	0-001-110-084	30784
0-001-107-432	17822	0-001-108-091	17013	0-001-108-225	17225	0-001-110-085	30784
0-001-107-442	17702	0-001-108-092	17276	0-001-108-228	19003	0-001-110-086	17417
0-001-107-443	17702	0-001-108-093	17124	0-001-108-229	19003	0-001-110-087	17417
0-001-107-450	33292	0-001-108-094	17025	0-001-108-230	17853	0-001-110-090	17705
0-001-107-451	33292	0-001-108-094	17134	0-001-108-231	17853	0-001-110-091	17698
0-001-107-452	19110	0-001-108-094	17222	0-001-108-237	19004	0-001-110-098	17030
0-001-107-453	19110	0-001-108-095	17025	0-001-108-238	19004	0-001-110-099	17030
0-001-107-459	19115	0-001-108-095	17134	0-001-108-401	17702	0-001-110-100	17752
0-001-107-460	19115	0-001-108-095	17222	0-001-108-402	17979	0-001-110-101	17752
0-001-107-461	19054	0-001-108-101	16956	0-001-108-403	17965	0-001-110-106	17977
0-001-107-462	19054	0-001-108-102	16956	0-001-108-404	17965	0-001-110-107	17977
0-001-108-001	16956	0-001-108-103	16963	0-001-108-405	17976	0-001-110-111	17690
0-001-108-002	16956	0-001-108-104	16963	0-001-108-406	17976	0-001-110-112	17698
0-001-108-003	17039	0-001-108-105	17210	0-001-108-409	19050	0-001-110-113	17150
0-001-108-004	17025	0-001-108-107	17508	0-001-108-410	19050	0-001-110-113	17227
0-001-108-004	17134	0-001-108-108	17236	0-001-108-411	19033	0-001-110-117	17030
0-001-108-004	17222	0-001-108-109	17011	0-001-108-412	19033	0-001-110-118	17417
0-001-108-005	17025	0-001-108-113	17407	0-001-108-415	19109	0-001-110-119	17417
0-001-108-005	17134	0-001-108-114	17407	0-001-108-416	19109	0-001-110-120	17705
0-001-108-005	17222	0-001-108-115	17236	0-001-109-040	17663	0-001-110-122	17977
0-001-108-006	17222	0-001-108-115	17702	0-001-109-040	17705	0-001-110-123	17977
0-001-108-007	16956	0-001-108-120	17039	0-001-109-040	17792	0-001-110-126	17977
0-001-108-009	16956	0-001-108-124	17039	0-001-109-057	17856	0-001-110-127	17977
0-001-108-010	16956	0-001-108-124	17699	0-001-109-059	17918	0-001-110-128	17977
0-001-108-011	17164	0-001-108-124	17730	0-001-109-060	17918	0-001-110-129	17977
0-001-108-012	17013	0-001-108-126	17225	0-001-109-202	17924	0-001-110-130	19007
0-001-108-016	16956	0-001-108-127	17025	0-001-109-271	19051	0-001-110-131	19007
0-001-108-017	16956	0-001-108-127	17134	0-001-109-272	19051	0-001-110-133	17030
0-001-108-018	17140	0-001-108-127	17222	0-001-110-001	17030	0-001-110-134	17030
0-001-108-021	17023	0-001-108-133	17011	0-001-110-002	17030	0-001-110-136	17977
0-001-108-022	17163	0-001-108-134	16963	0-001-110-009	16961	0-001-110-137	17977
0-001-108-024	17164	0-001-108-135	17210	0-001-110-009	17068	0-001-110-138	17977
0-001-108-026	16956	0-001-108-136	17225	0-001-110-010	16961	0-001-110-139	17977
0-001-108-027	16956	0-001-108-137	17663	0-001-110-010	17068	0-001-110-141	17237
0-001-108-028	16956	0-001-108-137	17705	0-001-110-011	17149	0-001-112-005	17165
0-001-108-029	16956	0-001-108-137	17792	0-001-110-014	17030	0-001-112-006	17165
0-001-108-030	16954	0-001-108-143	17163	0-001-110-015	17030	0-001-112-010	17067

# INTERCHANGE / REMPLACEMENT / INTERCAMBIO

Original No. No. Original No. Original	Reman Reman Reconstruido	Original No. No. Original No. Original	Reman Reman Reconstruido	Original No. No. Original No. Original	Reman Reman Reconstruido	Original No. No. Original No. Original	Reman Reman Reconstruido
<b>BOSCH</b>		<b>BOSCH</b>		<b>BOSCH</b>		<b>BOSCH</b>	
0-001-112-011	17067	0-001-124-005	17750	0-001-208-429	17066	0-001-212-400	17122
0-001-112-013	17165	0-001-124-006	17750	0-001-208-507	16619	0-001-212-400	17123
0-001-112-014	17165	0-001-124-015	17759	0-001-208-515	16797	0-001-212-401	17122
0-001-114-003	17165	0-001-124-020	32605	0-001-208-516	17157	0-001-212-401	17123
0-001-114-004	17165	0-001-124-021	32605	0-001-208-517	16797	0-001-212-402	17065
0-001-114-005	17134	0-001-125-001	17750	0-001-208-526	16797	0-001-212-403	17065
0-001-114-006	17134	0-001-125-002	17750	0-001-208-528	16797	0-001-218-004	17009
0-001-114-009	17224	0-001-125-005	17725	0-001-208-707	17157	0-001-218-005	17009
0-001-114-010	17224	0-001-125-006	17725	0-001-208-709	16408	0-001-218-006	17040
0-001-114-015	17165	0-001-125-007	17724	0-001-208-710	16408	0-001-218-009	17016
0-001-114-016	17165	0-001-125-008	17724	0-001-208-711	16408	0-001-218-017	17009
0-001-115-002	17756	0-001-125-009	17819	0-001-208-712	16408	0-001-218-021	17040
0-001-115-005	17757	0-001-125-010	17819	0-001-208-713	16408	0-001-218-027	17183
0-001-115-006	17966	0-001-125-011	17750	0-001-208-714	16408	0-001-218-028	17183
0-001-115-007	17753	0-001-125-012	17755	0-001-208-717	16797	0-001-218-108	17040
0-001-115-011	17813	0-001-125-013	17755	0-001-211-012	16450	0-001-218-111	17009
0-001-115-013	17813	0-001-125-018	17820	0-001-211-013	16450	0-001-218-112	17009
0-001-115-016	17974	0-001-125-019	17820	0-001-211-014	16450	0-001-218-116	17234
0-001-115-017	17974	0-001-125-025	17925	0-001-211-024	16532	0-001-218-117	17234
0-001-115-031	17974	0-001-125-031	17750	0-001-211-025	16532	0-001-218-130	17009
0-001-115-032	17974	0-001-125-032	17750	0-001-211-204	16401	0-001-218-135	17183
0-001-115-040	32802	0-001-125-035	17725	0-001-211-205	16401	0-001-218-136	17183
0-001-115-041	32802	0-001-125-036	17725	0-001-211-207	16532	0-001-218-137	17414
0-001-115-045	32802	0-001-125-039	17819	0-001-211-208	16532	0-001-218-138	17817
0-001-115-046	32802	0-001-125-040	17819	0-001-211-209	16401	0-001-218-148	17475
0-001-115-049	19053	0-001-125-042	17755	0-001-211-210	16401	0-001-218-149	17475
0-001-115-050	19053	0-001-125-043	17755	0-001-211-211	16401	0-001-218-150	17040
0-001-115-051	19035	0-001-125-048	17820	0-001-211-212	16401	0-001-218-156	17040
0-001-115-052	19035	0-001-125-049	17820	0-001-211-218	16401	0-001-218-162	17040
0-001-115-053	19034	0-001-125-057	19118	0-001-211-219	16401	0-001-218-165	17040
0-001-115-054	19034	0-001-125-058	19118	0-001-211-220	16401	0-001-218-738	17817
0-001-115-070	19052	0-001-148-015	19117	0-001-211-221	16546	0-001-223-005	18360
0-001-115-071	19052	0-001-148-016	19117	0-001-211-222	16546	0-001-230-015	19005
0-001-121-003	17758	0-001-157-008	16380	0-001-211-223	16547	0-001-230-016	19005
0-001-121-006	17781	0-001-201-001	16318	0-001-211-224	16547	0-001-230-028	19005
0-001-121-007	17781	0-001-205-001	16318	0-001-211-227	16530	0-001-230-029	19005
0-001-121-008	17780	0-001-205-005	16318	0-001-211-232	16530	0-001-305-016	16353
0-001-121-009	17780	0-001-205-012	16318	0-001-211-242	16593	0-001-307-019	16299
0-001-121-022	17780	0-001-205-015	16318	0-001-211-247	16401	0-001-311-001	16353
0-001-121-023	17780	0-001-207-001	16318	0-001-211-248	16401	0-001-311-016	16362
0-001-121-026	17780	0-001-207-005	16318	0-001-211-251	16722	0-001-311-025	16362
0-001-121-027	17780	0-001-208-009	16299	0-001-211-252	16722	0-001-311-027	16353
0-001-121-028	17781	0-001-208-026	16299	0-001-211-253	16722	0-001-311-032	16353
0-001-121-029	17781	0-001-208-032	16362	0-001-211-254	16722	0-001-311-033	16539
0-001-121-402	17970	0-001-208-033	16299	0-001-211-255	16547	0-001-311-034	16539
0-001-121-403	17970	0-001-208-049	16405	0-001-211-256	16547	0-001-311-037	16539
0-001-121-412	19001	0-001-208-200	16534	0-001-211-259	16401	0-001-311-038	16405
0-001-121-413	19001	0-001-208-201	16534	0-001-211-260	16401	0-001-311-040	16257
0-001-121-422	19095	0-001-208-204	16362	0-001-211-504	16408	0-001-311-041	16781
0-001-121-423	19095	0-001-208-211	16619	0-001-211-505	16408	0-001-311-042	16362
0-001-121-427	19095	0-001-208-221	16621	0-001-211-512	16530	0-001-311-044	16257
0-001-121-428	19095	0-001-208-222	16621	0-001-211-987	16532	0-001-311-045	16362
0-001-122-400	17968	0-001-208-223	16530	0-001-211-992	16450	0-001-311-046	16539
0-001-122-401	17968	0-001-208-403	16418	0-001-211-993	16450	0-001-311-048	16405
0-001-122-402	17969	0-001-208-404	16417	0-001-211-997	16450	0-001-311-049	16539
0-001-122-403	17969	0-001-208-405	16462	0-001-211-998	16450	0-001-311-100	16616
0-001-123-001	17804	0-001-208-407	16727	0-001-212-002	16300	0-001-311-101	16539
0-001-123-002	17926	0-001-208-408	16953	0-001-212-003	16300	0-001-311-103	16353
0-001-123-003	17926	0-001-208-409	16530	0-001-212-004	16300	0-001-311-104	16353
0-001-123-014	17972	0-001-208-411	16547	0-001-212-005	16300	0-001-311-105	16550
0-001-123-015	17972	0-001-208-412	16547	0-001-212-006	16300	0-001-311-107	16538
0-001-123-016	17971	0-001-208-413	16727	0-001-212-007	16300	0-001-311-108	16683
0-001-123-017	17971	0-001-208-414	16547	0-001-212-008	16300	0-001-311-110	16531
0-001-123-024	19002	0-001-208-415	16547	0-001-212-012	16300	0-001-311-111	16531
0-001-123-025	19002	0-001-208-416	17025	0-001-212-013	16300	0-001-311-113	16405
0-001-123-026	19087	0-001-208-417	17025	0-001-212-206	16548	0-001-311-114	16353
0-001-123-027	19087	0-001-208-418	17025	0-001-212-207	16548	0-001-311-116	16257
0-001-123-038	19111	0-001-208-419	17025	0-001-212-208	16300	0-001-311-118	16781
0-001-123-039	19111	0-001-208-420	16974	0-001-212-209	16300	0-001-311-119	16257
0-001-124-001	17724	0-001-208-421	16974	0-001-212-211	16958	0-001-311-120	16539
0-001-124-002	17724	0-001-208-425	17066	0-001-212-212	16958	0-001-311-121	16538
0-001-124-003	17725	0-001-208-426	17066	0-001-212-213	16958	0-001-311-122	16781
0-001-124-004	17725	0-001-208-428	17066	0-001-212-214	16958	0-001-311-123	16257

## INTERCHANGE / REMPLACEMENT / INTERCAMBIO

Original No. No. Original No. Original	Reman Reman Reconstruido	Original No. No. Original No. Original	Reman Reman Reconstruido	Original No. No. Original No. Original	Reman Reman Reconstruido	Original No. No. Original No. Original	Reman Reman Reconstruido
<b>BOSCH</b>		<b>BOSCH</b>		<b>BOSCH</b>		<b>BOSCH</b>	
0-001-311-124	16462	0-001-362-045	16715	0-120-400-648	13028	0-120-450-012	14789
0-001-311-125	16557	0-001-362-047	16445	0-120-400-658	13009	0-120-450-013	14789
0-001-311-127	16353	0-001-362-069	16445	0-120-400-659	13009	0-120-450-014	14789
0-001-311-130	16257	0-001-362-070	16445	0-120-400-660	13030	0-120-450-016	14789
0-001-311-131	16531	0-001-362-077	16445	0-120-400-661	13030	0-120-450-017	14789
0-001-311-133	16257	0-001-362-078	16445	0-120-400-665	13025	0-120-450-018	13315
0-001-311-134	16621	0-001-362-081	16752	0-120-400-671	13030	0-120-450-019	13315
0-001-311-135	16621	0-001-362-083	16949	0-120-400-672	13030	0-120-450-020	13315
0-001-311-136	16781	0-001-362-600	16957	0-120-400-675	13014	0-120-450-021	13317
0-001-311-137	16781	0-001-362-601	16957	0-120-400-681	13009	0-120-450-022	13317
0-001-311-139	17031	0-001-362-605	16999	0-120-400-682	13009	0-120-450-023	13315
0-001-311-140	16781	0-001-366-025	16363	0-120-400-692	13034	0-120-450-024	13315
0-001-311-141	16781	0-101-202-015	15250	0-120-400-693	13034	0-120-450-025	13315
0-001-311-142	16781	0-101-206-113	15352	0-120-400-704	13033	0-120-465-003	13356
0-001-311-143	16781	0-101-206-116	15352	0-120-400-705	13033	0-120-465-004	13356
0-001-311-146	16954	0-101-212-001	15250	0-120-400-716	13034	0-120-465-006	13417
0-001-311-147	16954	0-101-212-002	15250	0-120-400-717	13034	0-120-465-007	13357
0-001-311-149	16405	0-101-212-003	15250	0-120-400-719	13030	0-120-465-008	13357
0-001-311-150	16616	0-101-212-004	15250	0-120-400-721	13030	0-120-465-012	13520
0-001-311-151	16557	0-101-212-005	15250	0-120-400-722	13028	0-120-465-013	13356
0-001-312-100	16426	0-101-212-006	15250	0-120-400-723	13028	0-120-465-014	13356
0-001-312-101	16544	0-101-212-007	15250	0-120-400-725	13025	0-120-465-015	13359
0-001-312-102	16609	0-101-212-008	15250	0-120-400-726	13030	0-120-465-016	13359
0-001-312-103	16544	0-101-302-061	15269	0-120-400-727	13030	0-120-465-017	13359
0-001-312-104	16951	0-101-302-067	15269	0-120-400-750	13018	0-120-465-018	13422
0-001-312-105	16951	0-101-302-068	15269	0-120-400-751	13018	0-120-465-019	13382
0-001-312-108	16951	0-101-302-069	15273	0-120-400-752	13018	0-120-465-020	13382
0-001-312-109	16951	0-101-302-070	15273	0-120-400-753	13018	0-120-465-021	13382
0-001-312-110	16426	0-101-302-075	15269	0-120-400-756	13038	0-120-465-022	13357
0-001-312-111	16609	0-101-302-076	15269	0-120-400-757	13038	0-120-465-023	13357
0-001-312-122	16609	0-101-302-083	15270	0-120-400-758	13039	0-120-465-026	13617
0-001-313-001	16299	0-101-302-084	15270	0-120-400-759	13039	0-120-465-029	13520
0-001-313-003	16299	0-101-302-085	15268	0-120-400-767	13018	0-120-465-031	13471
0-001-313-005	16299	0-101-302-086	15268	0-120-400-768	13018	0-120-468-001	14956
0-001-313-006	16299	0-101-302-087	15268	0-120-400-786	13069	0-120-468-002	14956
0-001-313-007	16299	0-101-302-089	15273	0-120-400-787	13069	0-120-468-003	14956
0-001-314-002	16299	0-101-302-090	15273	0-120-400-814	13033	0-120-468-004	14956
0-001-314-005	16543	0-101-302-101	15273	0-120-400-836	13048	0-120-468-005	14956
0-001-314-012	16556	0-101-302-111	15268	0-120-400-837	13048	0-120-468-006	14956
0-001-314-013	16556	0-101-302-112	15268	0-120-400-847	13069	0-120-468-007	13216
0-001-314-014	16623	0-101-302-113	15273	0-120-400-848	13069	0-120-468-008	13216
0-001-314-015	16623	0-101-302-114	15273	0-120-400-852	14070	0-120-468-009	13235
0-001-314-018	16299	0-101-302-115	15269	0-120-400-853	14070	0-120-468-010	13235
0-001-314-025	16617	0-101-302-117	15268	0-120-400-860	13039	0-120-468-011	13604
0-001-314-028	16543	0-101-302-118	15268	0-120-400-861	13039	0-120-468-012	13604
0-001-314-029	16543	0-120-339-547	13320	0-120-400-864	13033	0-120-468-013	13268
0-001-314-032	16617	0-120-400-503	13014	0-120-400-865	13033	0-120-468-014	13268
0-001-314-036	17043	0-120-400-504	13014	0-120-400-868	13033	0-120-468-015	13604
0-001-314-043	16617	0-120-400-505	13014	0-120-400-893	13030	0-120-468-016	13604
0-001-314-045	16617	0-120-400-506	13014	0-120-400-894	13030	0-120-468-017	13242
0-001-317-007	16623	0-120-400-526	13014	0-120-400-895	13030	0-120-468-018	13242
0-001-317-008	16623	0-120-400-532	13014	0-120-400-896	13030	0-120-468-019	13360
0-001-317-009	16556	0-120-400-533	13014	0-120-400-898	13039	0-120-468-020	13360
0-001-317-010	16556	0-120-400-535	13014	0-120-400-912	14070	0-120-468-022	13242
0-001-317-011	16961	0-120-400-537	13014	0-120-400-913	14070	0-120-468-023	13242
0-001-317-012	16961	0-120-400-544	13018	0-120-400-932	14070	0-120-468-025	13260
0-001-317-016	16961	0-120-400-545	13018	0-120-400-933	14070	0-120-468-026	13260
0-001-317-017	16961	0-120-400-554	13018	0-120-400-938	14781	0-120-468-027	13260
0-001-317-018	16556	0-120-400-555	13018	0-120-400-939	14781	0-120-468-029	13361
0-001-317-019	16556	0-120-400-600	13014	0-120-400-941	14781	0-120-468-030	13270
0-001-317-020	16556	0-120-400-604	13038	0-120-400-942	14781	0-120-468-031	13270
0-001-317-021	16556	0-120-400-605	13038	0-120-400-944	14787	0-120-468-032	13269
0-001-354-004	16363	0-120-400-606	13014	0-120-400-945	14787	0-120-468-033	13269
0-001-354-031	16363	0-120-400-607	13014	0-120-400-949	13187	0-120-468-034	13242
0-001-354-095	16363	0-120-400-608	13014	0-120-400-950	13187	0-120-468-035	13281
0-001-356-003	16544	0-120-400-609	13014	0-120-400-951	13186	0-120-468-036	13281
0-001-362-001	16445	0-120-400-610	13014	0-120-400-952	13186	0-120-468-042	13602
0-001-362-002	16445	0-120-400-611	13014	0-120-400-953	13186	0-120-468-043	13602
0-001-362-005	16715	0-120-400-620	13009	0-120-450-001	14062	0-120-468-044	13242
0-001-362-006	16715	0-120-400-621	13009	0-120-450-002	14062	0-120-468-045	13281
0-001-362-029	16445	0-120-400-630	13018	0-120-450-008	13161	0-120-468-046	13281
0-001-362-030	16445	0-120-400-631	13018	0-120-450-009	13161	0-120-468-050	13362
0-001-362-044	16715	0-120-400-647	13028	0-120-450-011	14789	0-120-468-051	13362

# INTERCHANGE / REMPLACEMENT / INTERCAMBIO

Original No. No. Original No. Original	Reman Reman Reconstruido	Original No. No. Original No. Original	Reman Reman Reconstruido	Original No. No. Original No. Original	Reman Reman Reconstruido	Original No. No. Original No. Original	Reman Reman Reconstruido
<b>BOSCH</b>		<b>BOSCH</b>		<b>BOSCH</b>		<b>BOSCH</b>	
0-120-468-052	13242	0-120-469-551	14000	0-120-469-685	14964	0-120-469-882	13603
0-120-468-056	13242	0-120-469-552	14000	0-120-469-689	14972	0-120-469-883	13603
0-120-468-057	13363	0-120-469-553	14000	0-120-469-690	14972	0-120-469-885	14396
0-120-468-058	13363	0-120-469-554	14000	0-120-469-696	14396	0-120-469-886	14396
0-120-468-059	13363	0-120-469-555	13122	0-120-469-697	14396	0-120-469-887	14396
0-120-468-060	13363	0-120-469-556	13122	0-120-469-698	14396	0-120-469-888	14972
0-120-468-061	13364	0-120-469-557	13122	0-120-469-700	14396	0-120-469-889	14972
0-120-468-062	13364	0-120-469-558	13122	0-120-469-706	14821	0-120-469-894	13243
0-120-468-063	13366	0-120-469-559	14825	0-120-469-707	14821	0-120-469-896	13367
0-120-468-064	13366	0-120-469-560	14782	0-120-469-708	14396	0-120-469-897	13367
0-120-468-067	13362	0-120-469-561	14782	0-120-469-709	14972	0-120-469-901	13370
0-120-468-068	13242	0-120-469-563	14420	0-120-469-711	14821	0-120-469-902	13370
0-120-468-069	13242	0-120-469-564	14420	0-120-469-712	14396	0-120-469-903	14988
0-120-468-070	13360	0-120-469-566	14825	0-120-469-720	14396	0-120-469-908	14988
0-120-468-071	13399	0-120-469-567	13023	0-120-469-721	14799	0-120-469-911	13372
0-120-468-072	13399	0-120-469-568	13023	0-120-469-722	13625	0-120-469-912	13372
0-120-468-073	13365	0-120-469-581	14396	0-120-469-723	13625	0-120-469-913	13371
0-120-468-074	13365	0-120-469-582	14396	0-120-469-724	13625	0-120-469-914	13371
0-120-468-077	13366	0-120-469-583	14783	0-120-469-727	14396	0-120-469-915	13603
0-120-468-078	13366	0-120-469-584	14783	0-120-469-728	14396	0-120-469-916	13603
0-120-468-079	13242	0-120-469-586	14396	0-120-469-729	14396	0-120-469-918	13373
0-120-468-084	13462	0-120-469-587	14396	0-120-469-731	14396	0-120-469-919	13373
0-120-468-085	13462	0-120-469-588	14783	0-120-469-732	14396	0-120-469-925	13367
0-120-468-086	13462	0-120-469-589	14783	0-120-469-733	14396	0-120-469-926	13367
0-120-468-088	13242	0-120-469-590	14783	0-120-469-742	14799	0-120-469-927	13367
0-120-468-089	13242	0-120-469-591	14783	0-120-469-743	14799	0-120-469-928	13367
0-120-468-091	13260	0-120-469-593	14782	0-120-469-744	13243	0-120-469-929	13625
0-120-468-092	13260	0-120-469-594	14782	0-120-469-745	13243	0-120-469-931	14799
0-120-468-095	13216	0-120-469-595	14782	0-120-469-746	13243	0-120-469-932	14799
0-120-468-096	13216	0-120-469-598	14603	0-120-469-754	14825	0-120-469-933	14799
0-120-468-097	13268	0-120-469-599	14603	0-120-469-757	14813	0-120-469-934	14799
0-120-468-098	13268	0-120-469-600	14396	0-120-469-758	14813	0-120-469-935	13603
0-120-468-101	13361	0-120-469-606	14418	0-120-469-759	14813	0-120-469-944	14783
0-120-468-102	13366	0-120-469-607	14418	0-120-469-768	14396	0-120-469-945	14783
0-120-468-103	13366	0-120-469-608	14785	0-120-469-774	13625	0-120-469-946	13243
0-120-468-104	13405	0-120-469-609	14785	0-120-469-775	14814	0-120-469-947	13243
0-120-468-105	13405	0-120-469-610	14821	0-120-469-776	14814	0-120-469-948	13243
0-120-468-108	13242	0-120-469-611	14791	0-120-469-777	14813	0-120-469-953	14988
0-120-468-109	13360	0-120-469-617	14782	0-120-469-778	14813	0-120-469-958	14944
0-120-468-110	13405	0-120-469-618	14782	0-120-469-779	14813	0-120-469-968	13468
0-120-468-111	13405	0-120-469-619	14782	0-120-469-782	13246	0-120-469-969	13468
0-120-468-112	13360	0-120-469-620	14791	0-120-469-783	13246	0-120-469-971	14396
0-120-468-119	13462	0-120-469-621	14765	0-120-469-784	13244	0-120-469-972	14396
0-120-468-125	13361	0-120-469-622	14765	0-120-469-785	13244	0-120-469-973	13618
0-120-469-006	13469	0-120-469-623	14765	0-120-469-786	13244	0-120-469-974	13618
0-120-469-007	13469	0-120-469-624	14765	0-120-469-787	13244	0-120-469-975	14988
0-120-469-021	13625	0-120-469-628	13023	0-120-469-793	13244	0-120-469-976	13374
0-120-469-083	13603	0-120-469-631	14396	0-120-469-804	13246	0-120-469-977	13374
0-120-469-431	14396	0-120-469-632	14396	0-120-469-805	13246	0-120-469-984	13469
0-120-469-433	14396	0-120-469-633	14396	0-120-469-806	13246	0-120-469-985	13469
0-120-469-500	14791	0-120-469-636	14396	0-120-469-808	13247	0-120-469-989	14814
0-120-469-501	14791	0-120-469-639	14765	0-120-469-809	13247	0-120-469-990	14814
0-120-469-502	14000	0-120-469-642	14783	0-120-469-810	13247	0-120-469-992	13244
0-120-469-503	14000	0-120-469-644	14964	0-120-469-811	13367	0-120-469-993	13244
0-120-469-504	14000	0-120-469-645	14964	0-120-469-822	14972	0-120-469-994	13603
0-120-469-505	14000	0-120-469-648	14782	0-120-469-823	14972	0-120-469-995	13603
0-120-469-514	13122	0-120-469-649	14782	0-120-469-831	14972	0-120-484-004	13375
0-120-469-515	13122	0-120-469-661	14944	0-120-469-832	14972	0-120-484-005	13375
0-120-469-524	14791	0-120-469-662	14944	0-120-469-835	14396	0-120-484-006	13375
0-120-469-525	14791	0-120-469-664	13023	0-120-469-837	13603	0-120-484-010	13375
0-120-469-528	14000	0-120-469-665	14785	0-120-469-838	13603	0-120-484-014	13375
0-120-469-533	14000	0-120-469-668	13023	0-120-469-839	14972	0-120-485-004	13381
0-120-469-536	14000	0-120-469-669	14785	0-120-469-845	13368	0-120-485-011	13376
0-120-469-538	14782	0-120-469-670	13023	0-120-469-846	13368	0-120-485-012	13376
0-120-469-539	14782	0-120-469-671	14822	0-120-469-862	14396	0-120-485-022	13376
0-120-469-541	14603	0-120-469-672	14822	0-120-469-864	13369	0-120-485-034	13606
0-120-469-542	14603	0-120-469-674	14821	0-120-469-865	13369	0-120-485-036	13605
0-120-469-543	14603	0-120-469-675	14821	0-120-469-868	13370	0-120-485-038	13381
0-120-469-544	14603	0-120-469-680	13023	0-120-469-869	13370	0-120-485-039	13381
0-120-469-545	14418	0-120-469-681	13023	0-120-469-876	13370	0-120-485-042	13380
0-120-469-546	14418	0-120-469-682	14791	0-120-469-877	13370	0-120-485-043	13380
0-120-469-547	14418	0-120-469-683	14791	0-120-469-880	14964	0-120-485-044	13380
0-120-469-548	14418	0-120-469-684	14964	0-120-469-881	14964	0-120-485-048	13465

## INTERCHANGE / REMPLACEMENT / INTERCAMBIO

Original No. No. Original No. Original	Reman Reman Reconstruido	Original No. No. Original No. Original	Reman Reman Reconstruido	Original No. No. Original No. Original	Reman Reman Reconstruido	Original No. No. Original No. Original	Reman Reman Reconstruido
<b>BOSCH</b>		<b>BOSCH</b>		<b>BOSCH</b>		<b>BOSCH</b>	
0-120-488-102	13248	0-120-489-135	14057	0-120-489-345	13107	0-120-489-561	14048
0-120-488-103	13248	0-120-489-141	14057	0-120-489-354	14824	0-120-489-562	14048
0-120-488-120	13291	0-120-489-148	13107	0-120-489-355	14824	0-120-489-565	13080
0-120-488-121	13291	0-120-489-149	13056	0-120-489-356	13056	0-120-489-566	13080
0-120-488-122	13291	0-120-489-150	13056	0-120-489-357	13056	0-120-489-569	13055
0-120-488-126	14820	0-120-489-157	13607	0-120-489-358	13379	0-120-489-580	13055
0-120-488-210	14048	0-120-489-158	13607	0-120-489-360	14997	0-120-489-581	13094
0-120-488-214	13607	0-120-489-167	13150	0-120-489-361	14997	0-120-489-582	13094
0-120-488-215	13607	0-120-489-170	14057	0-120-489-362	14970	0-120-489-583	13080
0-120-488-219	13378	0-120-489-171	14057	0-120-489-363	14970	0-120-489-584	13080
0-120-488-220	13378	0-120-489-183	14421	0-120-489-364	14970	0-120-489-589	14048
0-120-488-257	14421	0-120-489-184	13154	0-120-489-365	14970	0-120-489-590	14048
0-120-488-258	14421	0-120-489-186	14412	0-120-489-366	14970	0-120-489-594	14048
0-120-489-002	13147	0-120-489-189	13379	0-120-489-369	14970	0-120-489-595	14048
0-120-489-003	13147	0-120-489-190	13379	0-120-489-373	14818	0-120-489-600	13055
0-120-489-004	13147	0-120-489-191	13113	0-120-489-376	14818	0-120-489-606	13113
0-120-489-005	13147	0-120-489-195	14797	0-120-489-377	14818	0-120-489-607	13113
0-120-489-006	13147	0-120-489-196	14797	0-120-489-378	14818	0-120-489-608	13113
0-120-489-007	13147	0-120-489-197	14797	0-120-489-379	14818	0-120-489-609	13102
0-120-489-008	13055	0-120-489-200	14969	0-120-489-381	14818	0-120-489-610	13102
0-120-489-009	13055	0-120-489-201	14969	0-120-489-386	14797	0-120-489-613	13129
0-120-489-010	13055	0-120-489-204	14969	0-120-489-395	13291	0-120-489-614	13129
0-120-489-011	13055	0-120-489-205	14969	0-120-489-396	13291	0-120-489-615	13129
0-120-489-012	13094	0-120-489-206	14969	0-120-489-400	14294	0-120-489-616	14048
0-120-489-013	13094	0-120-489-207	14969	0-120-489-401	14294	0-120-489-617	14048
0-120-489-014	13055	0-120-489-208	14969	0-120-489-402	14057	0-120-489-618	13113
0-120-489-015	13055	0-120-489-209	14969	0-120-489-404	13291	0-120-489-619	13113
0-120-489-016	14779	0-120-489-210	14969	0-120-489-405	13291	0-120-489-620	13102
0-120-489-017	14779	0-120-489-211	14969	0-120-489-418	13218	0-120-489-621	13102
0-120-489-020	14057	0-120-489-232	13056	0-120-489-419	13218	0-120-489-622	13055
0-120-489-024	13056	0-120-489-233	13056	0-120-489-420	13218	0-120-489-623	13056
0-120-489-025	13154	0-120-489-234	13056	0-120-489-421	13218	0-120-489-641	14057
0-120-489-026	13154	0-120-489-242	13056	0-120-489-423	13218	0-120-489-642	14057
0-120-489-028	13113	0-120-489-243	13056	0-120-489-438	14970	0-120-489-644	13113
0-120-489-029	13113	0-120-489-248	14797	0-120-489-445	14970	0-120-489-645	13113
0-120-489-030	13150	0-120-489-249	14797	0-120-489-449	14818	0-120-489-646	13113
0-120-489-031	13150	0-120-489-253	14965	0-120-489-450	13236	0-120-489-647	13113
0-120-489-036	13113	0-120-489-254	14965	0-120-489-451	13291	0-120-489-648	13113
0-120-489-037	13113	0-120-489-258	13607	0-120-489-452	13291	0-120-489-649	13102
0-120-489-038	13113	0-120-489-259	13607	0-120-489-471	13328	0-120-489-650	13102
0-120-489-039	13113	0-120-489-260	13094	0-120-489-472	13328	0-120-489-653	13129
0-120-489-040	13150	0-120-489-261	13094	0-120-489-497	14818	0-120-489-654	13129
0-120-489-041	13102	0-120-489-262	14779	0-120-489-499	14970	0-120-489-657	13129
0-120-489-042	13102	0-120-489-266	14048	0-120-489-500	13055	0-120-489-659	13129
0-120-489-045	13113	0-120-489-267	14048	0-120-489-501	13055	0-120-489-660	13129
0-120-489-046	13113	0-120-489-270	13607	0-120-489-508	14048	0-120-489-666	13107
0-120-489-048	13107	0-120-489-271	13607	0-120-489-509	14048	0-120-489-667	13107
0-120-489-050	14048	0-120-489-274	14824	0-120-489-519	13055	0-120-489-683	13056
0-120-489-061	13056	0-120-489-275	14824	0-120-489-520	13055	0-120-489-698	13055
0-120-489-062	13055	0-120-489-282	14797	0-120-489-521	13055	0-120-489-699	13055
0-120-489-064	13056	0-120-489-283	14410	0-120-489-523	13055	0-120-489-705	14048
0-120-489-065	14392	0-120-489-285	14392	0-120-489-526	13056	0-120-489-708	14595
0-120-489-066	14392	0-120-489-286	14421	0-120-489-527	13056	0-120-489-709	14595
0-120-489-069	14421	0-120-489-289	13107	0-120-489-532	13055	0-120-489-711	13147
0-120-489-070	14421	0-120-489-290	13107	0-120-489-533	13113	0-120-489-712	13147
0-120-489-072	13236	0-120-489-291	13107	0-120-489-534	13113	0-120-489-713	13147
0-120-489-073	13236	0-120-489-295	14392	0-120-489-535	13055	0-120-489-714	13147
0-120-489-074	13107	0-120-489-296	14421	0-120-489-537	13113	0-120-489-715	14395
0-120-489-075	13107	0-120-489-297	14392	0-120-489-541	14057	0-120-489-716	14395
0-120-489-076	13094	0-120-489-298	14824	0-120-489-542	14057	0-120-489-717	13150
0-120-489-077	14779	0-120-489-299	14824	0-120-489-543	13113	0-120-489-718	13150
0-120-489-078	13154	0-120-489-300	13056	0-120-489-544	13113	0-120-489-732	13147
0-120-489-079	13154	0-120-489-301	13056	0-120-489-545	13055	0-120-489-735	13129
0-120-489-080	14412	0-120-489-302	13056	0-120-489-546	13055	0-120-489-736	13129
0-120-489-081	14410	0-120-489-305	13107	0-120-489-547	13056	0-120-489-737	13129
0-120-489-090	13107	0-120-489-321	14824	0-120-489-548	13056	0-120-489-744	13094
0-120-489-091	13107	0-120-489-322	14824	0-120-489-549	14395	0-120-489-745	13094
0-120-489-092	13107	0-120-489-325	14820	0-120-489-550	14395	0-120-489-746	13094
0-120-489-093	13107	0-120-489-326	14820	0-120-489-556	13056	0-120-489-747	13094
0-120-489-095	13107	0-120-489-327	14820	0-120-489-557	13094	0-120-489-748	13056
0-120-489-128	14294	0-120-489-328	14820	0-120-489-558	13094	0-120-489-749	13056
0-120-489-129	14294	0-120-489-329	14820	0-120-489-559	13094	0-120-489-751	13056
0-120-489-134	14057	0-120-489-330	14820	0-120-489-560	13094	0-120-489-752	14057



# INTERCHANGE / REMPLACEMENT / INTERCAMBIO

Original No. No. Original No. Original	Reman Reman Reconstruido	Original No. No. Original No. Original	Reman Reman Reconstruido	Original No. No. Original No. Original	Reman Reman Reconstruido	Original No. No. Original No. Original	Reman Reman Reconstruido
<b>BOSCH</b>		<b>BOSCH</b>		<b>BOSCH</b>		<b>BOSCH</b>	
0-120-489-753	14057	0-120-489-928	13154	0-123-310-019	13380	0-123-510-015	13772
0-120-489-755	13055	0-120-489-929	13154	0-123-310-020	13606	0-123-510-017	13541
0-120-489-758	13147	0-120-489-930	13154	0-123-310-025	13902	0-123-510-018	13710
0-120-489-759	13129	0-120-489-932	13056	0-123-310-032	13902	0-123-510-020	13736
0-120-489-760	13129	0-120-489-933	13056	0-123-310-034	13831	0-123-510-021	13710
0-120-489-771	13147	0-120-489-935	13056	0-123-310-035	13831	0-123-510-023	13797
0-120-489-772	13147	0-120-489-936	13056	0-123-310-037	13902	0-123-510-026	13382
0-120-489-773	14410	0-120-489-942	14294	0-123-310-040	13902	0-123-510-028	13624
0-120-489-774	14410	0-120-489-943	14294	0-123-315-001	13606	0-123-510-029	13617
0-120-489-777	13108	0-120-489-964	13094	0-123-315-002	13380	0-123-510-033	13817
0-120-489-778	13108	0-120-489-965	13094	0-123-315-005	13376	0-123-510-034	13382
0-120-489-782	14595	0-120-489-968	13055	0-123-315-006	13380	0-123-510-038	13972
0-120-489-783	14595	0-120-489-969	13055	0-123-315-013	13761	0-123-510-039	13793
0-120-489-785	13147	0-120-489-971	14412	0-123-320-001	13381	0-123-510-040	13793
0-120-489-786	13056	0-120-489-972	14412	0-123-320-002	13605	0-123-510-047	13833
0-120-489-788	13108	0-120-489-974	14412	0-123-320-005	13381	0-123-510-049	13972
0-120-489-799	13094	0-120-489-975	14412	0-123-320-006	13605	0-123-510-051	13793
0-120-489-800	13094	0-120-489-976	14412	0-123-320-007	13381	0-123-510-052	13609
0-120-489-801	13107	0-120-489-980	14410	0-123-320-008	13381	0-123-510-053	13382
0-120-489-804	14048	0-120-489-981	14410	0-123-320-010	13613	0-123-510-054	13382
0-120-489-805	14048	0-120-489-982	14779	0-123-320-011	13610	0-123-510-059	13797
0-120-489-806	14048	0-120-489-983	14779	0-123-320-012	13733	0-123-510-061	13357
0-120-489-814	13055	0-120-489-986	13055	0-123-320-016	13816	0-123-510-064	13736
0-120-489-815	13055	0-120-489-987	13055	0-123-320-018	13381	0-123-510-065	13382
0-120-489-820	13094	0-120-489-988	13055	0-123-320-019	13381	0-123-510-066	13797
0-120-489-821	13094	0-120-489-992	13159	0-123-320-027	13381	0-123-510-067	13793
0-120-489-823	14057	0-120-489-993	13159	0-123-320-031	13832	0-123-510-068	13819
0-120-489-824	14057	0-120-489-997	14595	0-123-320-032	13832	0-123-510-073	13812
0-120-489-826	13159	0-121-615-010	11300	0-123-320-034	13381	0-123-510-074	13710
0-120-489-828	13056	0-121-615-011	11345	0-123-320-035	13798	0-123-510-079	13818
0-120-489-830	13108	0-121-615-012	11335	0-123-320-039	13610	0-123-510-080	13972
0-120-489-831	13108	0-121-615-014	11347	0-123-320-041	13811	0-123-510-081	13819
0-120-489-832	13108	0-121-615-016	11470	0-123-320-044	13613	0-123-510-082	12383
0-120-489-834	13159	0-121-615-027	23850	0-123-320-045	13613	0-123-510-088	13817
0-120-489-835	13159	0-121-615-044	11335	0-123-320-046	13811	0-123-510-093	13808
0-120-489-841	14048	0-121-715-002	11223	0-123-320-049	13811	0-123-510-096	13807
0-120-489-843	13107	0-121-715-003	11221	0-123-320-052	13816	0-123-510-101	13972
0-120-489-844	13107	0-121-715-006	11220	0-123-320-057	13610	0-123-510-107	12383
0-120-489-849	14048	0-121-715-007	11303	0-123-320-058	13798	0-123-510-108	12383
0-120-489-857	13147	0-121-715-009	11346	0-123-320-061	13613	0-123-515-001	13729
0-120-489-858	13055	0-121-715-012	11301	0-123-325-007	13610	0-123-515-002	13729
0-120-489-859	13055	0-121-715-014	11220	0-123-335-002	13613	0-123-515-004	13734
0-120-489-860	13055	0-121-715-015	11307	0-123-335-003	13613	0-123-515-008	13833
0-120-489-861	13094	0-121-715-016	11302	0-123-335-005	13610	0-123-515-009	13833
0-120-489-862	13094	0-121-715-018	11362	0-123-335-006	13613	0-123-515-010	13729
0-120-489-863	13094	0-121-715-022	11222	0-123-335-008	13613	0-123-515-011	13833
0-120-489-864	13094	0-121-715-032	11223	0-123-340-002	13605	0-123-515-012	13624
0-120-489-865	13094	0-121-813-001	11305	0-123-340-003	13381	0-123-515-014	13622
0-120-489-866	13094	0-121-813-002	11304	0-123-340-005	13381	0-123-515-016	13626
0-120-489-867	13147	0-121-813-003	11308	0-123-500-001	13359	0-123-515-018	13622
0-120-489-868	14779	0-121-813-006	11310	0-123-500-002	13631	0-123-515-021	13833
0-120-489-869	14779	0-121-813-014	11304	0-123-500-004	13520	0-123-515-022	13774
0-120-489-870	14779	0-121-813-020	11445	0-123-500-005	13542	0-123-515-023	13838
0-120-489-871	14779	0-122-0AA-090	13976	0-123-500-006	13520	0-123-515-024	13624
0-120-489-872	14779	0-122-0AA-0D0	13975	0-123-505-005	13382	0-123-515-030	13897
0-120-489-873	14779	0-122-0AA-160	11078	0-123-505-007	13357	0-123-520-002	11135
0-120-489-876	14057	0-122-0AA-1D0	11080	0-123-505-009	13623	0-123-520-003	13773
0-120-489-877	14057	0-122-0AA-1H0	11074	0-123-505-010	13382	0-123-520-006	13779
0-120-489-878	13056	0-122-0AA-1J0	13815	0-123-505-011	13622	0-123-520-007	13779
0-120-489-881	14595	0-122-0AA-2B0	11067	0-123-505-014	13800	0-123-520-008	13779
0-120-489-882	14595	0-122-0AA-2C0	11079	0-123-505-017	13631	0-123-520-012	13792
0-120-489-892	13055	0-122-468-006	11446	0-123-510-001	13382	0-123-520-013	13792
0-120-489-893	13055	0-122-468-015	13815	0-123-510-002	13356	0-123-520-017	13855
0-120-489-897	13154	0-123-213-005	13520	0-123-510-003	13609	0-123-520-019	13773B
0-120-489-898	13154	0-123-213-006	13520	0-123-510-004	13710	0-123-520-021	11108
0-120-489-903	14395	0-123-213-007	13422	0-123-510-005	13382	0-123-520-022	13813
0-120-489-904	14395	0-123-214-002	13526	0-123-510-006	13382	0-123-520-026	11108
0-120-489-905	14395	0-123-310-001	13380	0-123-510-007	13382	0-123-520-027	13773B
0-120-489-906	14395	0-123-310-002	13606	0-123-510-008	13833	0-123-540-002	13356
0-120-489-913	13159	0-123-310-003	13380	0-123-510-009	13833	0-123-540-003	13356
0-120-489-914	13159	0-123-310-005	13376	0-123-510-012	13803	0-123-540-004	13356
0-120-489-917	13056	0-123-310-006	13619	0-123-510-013	13772	0-123-545-001	13520
0-120-489-918	13056	0-123-310-018	13380	0-123-510-014	13357	0-123-545-002	13542

## INTERCHANGE / REMPLACEMENT / INTERCAMBIO

Original No. No. Original No. Original	Reman Reman Reconstruido	Original No. No. Original No. Original	Reman Reman Reconstruido	Original No. No. Original No. Original	Reman Reman Reconstruido	Original No. No. Original No. Original	Reman Reman Reconstruido
<b>BOSCH</b>		<b>BOSCH</b>		<b>BOSCH</b>		<b>BOSCH</b>	
0-123-545-003	13541	0-124-515-083	11210	0-124-615-033	12384	B-120-516-147	13804
0-123-545-004	13359	0-124-515-088	13954	0-124-615-044	13953	EEF0.5/6LI	16318
0-124-225-020	23901	0-124-515-101	13853	0-124-615-046	11042	EJD 1.8/12 R70	16363
0-124-225-037	23901	0-124-515-105	13986	0-124-615-047	13953	F-005-A00-021	13689
0-124-315-001	13849	0-124-515-114	12383	0-124-615-049	13953	F-005-A00-029	13689
0-124-315-002	13850	0-124-515-117	13853	0-124-625-001	11082	F-005-M00-001	17770
0-124-315-003	13850	0-124-515-121	13853	0-124-625-003	11081	F-005-M00-004	17770
0-124-315-010	22971	0-124-515-124	13853	0-124-625-007	11068	F-005-M00-006	17731
0-124-315-013	13849	0-124-515-125	13853	0-124-625-014	11216	<b>CAJAVEC</b>	
0-124-315-032	13849	0-124-515-131	11124	0-124-625-020	12385	6TH085KW	16465
0-124-325-001	13851	0-124-515-132	13884	0-124-625-023	11217	ST085	16465
0-124-325-002	13852	0-124-525-001	13997	0-124-625-024	11488	<b>CHRYSLER</b>	
0-124-325-003	13852	0-124-525-002	13916	0-124-625-025	11363	1343236	9213
0-124-325-011	13852	0-124-525-003	13872	0-124-625-032	11068	1842511	3453
0-124-325-012	13851	0-124-525-004	13920	6-004-AA0-000	17563	1877560	3257
0-124-325-017	13921	0-124-525-005	11314	6-004-AA0-003	17790	1889100	3248
0-124-325-018	11209	0-124-525-006	13985	6-004-AA0-004	17812	1889295	3460
0-124-325-019	13921	0-124-525-007	13917	6-004-AA0-008	17790	1939640	3453
0-124-325-032	13852	0-124-525-008	11133	6-004-AA0-018	17736	2095000	7007
0-124-325-036	13921	0-124-525-009	23255	6-004-AA0-023	17790	2095060	7007
0-124-325-039	12382	0-124-525-010	23320	6-004-AA0-027	17821	2095100	7006
0-124-325-049	11209	0-124-525-014	13998	6-004-AA2-003	17760	2095150	3257
0-124-325-073	13851	0-124-525-016	13952	6-004-AA2-014	17858	2095254	3472
0-124-325-093	12382	0-124-525-017	11043	6-004-AA3-015	17860	2095300	7006
0-124-325-096	23356	0-124-525-018	11218	6-004-AA4-000	17787	2095393	3472
0-124-325-101	13851	0-124-525-026	11083	6-004-MA5-001	13843	2095406	3472
0-124-325-121	11076	0-124-525-029	13998	6-004-MA5-008	13770	2095425	7006
0-124-325-123	11129	0-124-525-039	11134	6-004-MA5-011	13770	2095661	7006
0-124-325-129	23356	0-124-525-041	13987	6-004-ML0-000	13916	2095663	7006
0-124-325-131	13851	0-124-525-050	11134	6-004-ML0-001	13777	2098260	7007
0-124-325-133	11073	0-124-525-051	13985	6-004-ML0-002	13854	2098262	7007
0-124-325-134	11348	0-124-525-055	11215	6-004-ML0-004	13881	2098265	7007
0-124-325-152	11076	0-124-525-056	11131	6-004-ML0-005	13916	2098268	7007
0-124-325-153	11076	0-124-525-057	11130	6-004-ML0-017	13771	2098270	7007
0-124-325-154	11073	0-124-525-058	11184	6-004-ML0-021	13771	2098275	7007
0-124-325-158	11333	0-124-525-060	11091	6-004-ML0-024	13860	2098285	7006
0-124-325-224	11364	0-124-525-061	11447	9-000-042-021	16450	2098320	7006
0-124-415-033	13989	0-124-525-066	11134	9-000-042-027	16450	2098325	7007
0-124-415-035	11045	0-124-525-067	11134	9-000-042-034	16450	2098500	3257
0-124-425-001	13843	0-124-525-072	11075	9-000-061-018	17731	2098525	7007
0-124-425-030	11125	0-124-525-080	11083	9-000-082-009	16450	2098530	7007
0-124-425-031	11126	0-124-525-083	11077	9-000-082-046	16450	2098535	7006
0-124-425-032	11185	0-124-525-086	11255	9-000-082-050	16408	2098830	7007
0-124-425-033	11186	0-124-525-088	23255	9-000-082-059	16408	2098835	7007
0-124-425-035	11234	0-124-525-091	11134	9-000-082-060	16450	2098840	7006
0-124-425-040	11186	0-124-525-092	11134	9-000-142-101	16533	2098870	7006
0-124-425-049	11236	0-124-525-095	11460	9-000-142-102	16533	2098875	7007
0-124-425-050	11475	0-124-525-097	11187	9-000-143-200	16363	2444897	7007
0-124-425-056	11279	0-124-525-102	11254	9-000-143-406	16445	2444899	7006
0-124-425-063	11232	0-124-525-103	11460	9-000-143-408	16445	2444900	7006
0-124-425-064	11127	0-124-525-104	11075	9-000-333-112	16953	2642121	7006
0-124-515-001	13810	0-124-525-105	11235	9-000-333-115	16530	2642487	7006
0-124-515-008	13805	0-124-525-106	11338	9-000-333-117	16797	2642537	7007
0-124-515-011	13904	0-124-525-107	11337	9-007-045-009	17560	2642538	7007
0-124-515-015	13810	0-124-525-110	11280	9-007-045-018	17736	2642630	7007
0-124-515-016	13804	0-124-525-111	11233	9-007-045-020	17560	2642635	7007
0-124-515-017	13802	0-124-525-113	11466	9-100-082-009	15268	2642638	7007
0-124-515-019	13801	0-124-525-115	11467	9-120-060-020	13300	2642944	7006
0-124-515-022	13853	0-124-525-129	11239	9-120-061-100	13459	2785560	3257
0-124-515-026	11210	0-124-525-143	11454	9-120-061-601	13689	2875437	7006
0-124-515-028	13922	0-124-525-146	11463	9-120-080-061	13080	2875439	7006
0-124-515-034	13951	0-124-525-154	11235	9-120-080-118	14797	2875442	7007
0-124-515-040	13922	0-124-525-155	11233	9-120-080-122	13080	2875453	7007
0-124-515-042	13810	0-124-525-156	11239	9-120-143-205	14048	2875549	7006
0-124-515-043	13805	0-124-525-171	14051	9-120-144-202	14057	2875560	3257
0-124-515-046	14001	0-124-615-007	11065	9-120-144-222	14048	2875712	7006
0-124-515-050	13882	0-124-615-008	11132	9-120-144-223	14048	2875713	7006
0-124-515-054	13801	0-124-615-009	11064	9-120-690-153	14048	2875720	7007
0-124-515-055	11124	0-124-615-012	13953	9-120-690-154	14048	2875844	7006
0-124-515-056	13884	0-124-615-014	11042	9-124-476-306	14048		
0-124-515-058	13951	0-124-615-019	12384	9-127-041-200	14970		
0-124-515-064	12383	0-124-615-020	13953	9-127-041-201	14970		
0-124-515-073	11041	0-124-615-026	23346	B-001-109-143	17854		

# INTERCHANGE / REMPLACEMENT / INTERCAMBIO

Original No. No. Original No. Original	Reman Reman Reconstruido	Original No. No. Original No. Original	Reman Reman Reconstruido	Original No. No. Original No. Original	Reman Reman Reconstruido	Original No. No. Original No. Original	Reman Reman Reconstruido
<b>CHRYSLER</b>		<b>CHRYSLER</b>		<b>CHRYSLER</b>		<b>CHRYSLER</b>	
3000010	7006	3755412	7505	4289689	7024	4609703AF	17885
3255250	3258	3755413	7509	4289975	7024	4609703AG	17885
3438165	7505	3755414	7024	4339440	7002	4609999	13763
3438168	7505	3755441	7505	4339472	16974	4609999AB	13763
3438171	7015	3755444	7505	4339474	16974	4638171	16963
3438172	7015	3755447	7509	4339742	16727	4642031	13566
3438173	7015	3755585	7521	4349144	17084	4642612	17547
3438174	7015	3755900	3257	4379143	17084	4661998	13580
3438176	7509	3780588	7024	4379144	17084	4671041	13580
3438177	7509	3780589	7509	4379160	17084	4671084	17210
3438178	7509	3837163	7505	4419186	7002	4671101	17559
3438179	7509	3837164	7505	4419187	14789	4671130	16963
3438180	7509	3874296	7521	4419308	17007	4671320	13592
3438183	7509	3874695	7024	4419311	16963	4672108	17563
3438184	7509	3874696	7024	4419312	16963	4672108AB	17563
3438701	7024	3874697	7024	4419338	14869	4686045	17465
3438702	7024	3874698	7024	4419340	17020	4686045AB	17784
3438703	7024	3874699	7509	4428082	7552	4686045AC	17784
3438704	7509	3874700	7509	4428221	17215	4686045AD	17893
3438803	7024	3874701	7509	4439474	16727	4686098	13593
3438804	7024	3874727	7505	4467185	17020	4686099	13594
3438806	7024	3874728	7505	4557130	16963	4686104	17570
3438807	7024	3874729	7505	4557209	16963	4686106	13580
3438809	7509	3874730	7505	4557284	17216	4686109	17465
3438811	7509	3874776	7509	4557301	13245	4686111	17571
3438812	7505	3874777	7509	4557384	17210	4686111AB	17808
3438813	7509	3874992	7521	4557431	13315	4686111AC	17808
3438841	7505	3895326	7509	4557432	13315	4686111AD	17808
3438843	7505	3895641	7509	4557466	17560	4686430AF	13870
3438844	7505	4057936	16417	4557468	17560	4727220	13593
3438846	7505	4057937	16418	4557709	17197	4727221	13594
3438847	7505	4091002	7521	4606622AA	13923	4727314AB	17911
3527125	7006	4091460	7521	4606755AA	13868	4727324AB	13867
3579222	7509	4091461	7521	4606755AB	13868	4727324AC	11094
3579224	7024	4091563	7024	4606755AC	13868	4727329	13765
3621853	7509	4091564	7024	4606822AA	13964	4727329A	13765
3621861	7509	4091565	7024	4606875AA	17832	4727329AA	13765
3621862	7505	4091566	7024	4606875AB	17832	4727865AB	11294
3621867	7509	4091568	7509	4606875AE	17929	4741012	17548
3656217	7024	4091569	7509	4608718AA	13964	4746639	17548
3656218	7024	4091572	7509	4608800AA	17910	4748046AA	17949
3656219	7024	4091647	7509	4608800AD	17910	4748046AB	17949
3656448	7505	4091727	7024	4608800AE	19026	4748700AA	17912
3656449	7024	4091727	7537	4608801AA	17896	4763794	17711
3656450	7509	4091795	7024	4608801AB	17896	4793110	17560
3656451	7024	4091950	3258	4608826AA	11048	4793189	13580
3656455	7505	4091975	3257	4609001	17046	4793190	13580
3656456	7024	4106113	3258	4609003	7973	4793210	17560
3656459	7509	4106114	3257	4609010	17460	4793493	17790
3656471	7024	4111204	7509	4609011	17461	4793692	13735
3656513	7509	4111226	7509	4609034	13443	4793692AB	13735
3656570	7509	4111855	3257	4609058	17559	4793804	17736
3656575	3257	4111860	3258	4609075	13577	4794222AA	13735
3656614	7024	4111928	7024	4609090	13443	4794222AB	13735
3656615	7024	4111944	7024	4609093	13443	4794222AC	13735
3656645	7024	4121101	7509	4609101	13575	4794222AD	13735
3656650	3257	4145300	3258	4609125	13575	4796981	17564
3656711	7509	4145359	3257	4609131AA	13595	4801250AA	11306
3656713	7509	4145360	3258	4609150	17561	4801250AB	11306
3675560	3257	4145568	3258	4609230	13741	4801250AC	11306
3752230	7024	4176002	7024	4609230AA	13741	4801250AD	11306
3755190	7505	4176004	7509	4609300	13764	4801251AA	13912
3755191	7509	4176006	7509	4609300AC	13764	4801251AD	11276
3755192	7024	4176007	7024	4609320	13575	4801252AA	13913
3755193	7024	4176094	7509	4609345	17726	4801252AD	11240
3755230	7505	4176206	7509	4609345AC	17726	4801253AA	17933
3755250	3258	4226432	7521	4609345AF	17848	4801256AA	17950
3755403	7024	4226833	16727	4609346	17735	4801256AB	17950
3755404	7024	4227469	13186	4609346AB	17735	4801256AC	17950
3755405	7024	4240404	16727	4609415	13578	4801269AB	6763
3755406	7024	4240430	16417	4609703	17562	4801269AD	6763
3755407	7024	4240441	7549	4609703AC	17809	4801292AB	6761
3755411	7509	4240443	7549	4609703AD	17809	4801292AC	6761

## INTERCHANGE / REMPLACEMENT / INTERCAMBIO

Original No. No. Original No. Original	Reman Reman Reconstruido	Original No. No. Original No. Original	Reman Reman Reconstruido	Original No. No. Original No. Original	Reman Reman Reconstruido	Original No. No. Original No. Original	Reman Reman Reconstruido
<b>CHRYSLER</b>		<b>CHRYSLER</b>		<b>CHRYSLER</b>		<b>CHRYSLER</b>	
4801304AA	11295	5037198AA	11039	5226200	7002	04608800AE	19026
4801304AC	11243	5037198AC	11380	5226432	14789	04609703AC	17809
4801311AD	11378	5037199AA	19028	5226441	16974	04609703AD	17809
4801322AB	11229	5037199AB	19028	5226442	16974	04609999AB	13763
4801323AB	11231	5073919AA	18360	5226444	16963	04727314AB	17911
4801323AC	11231	5086932AA	17892	5226448	14765	04727324AB	13867
4801323AD	11231	5097072AA	17852	5226457	7546	04727324AC	11094
4801472AA	19034	5097755AA	13884	5226600	14789	04727865AB	11294
4801475AA	11235	5097756AA	13884	5226742	16974	04748046AA	17949
4801475AB	11235	5103581AA	18360	5226842	17007	04748046AB	17949
4801477AA	11228	5103581AB	18360	5226844	17007	04748700AA	17912
4801480AB	11296	5103885AA	12382	5226948	17047	04801250AA	11306
4801483AA	11401	5103886AA	12383	5226949	17047	04801250AB	11306
4801490AA	11440	5103887AA	12384	5227100	7002	04801250AC	11306
4801516AA	19034	5104763AA	13824	5227248	17020	04801250AD	11306
4801632AA	11448	5104775AA	13765	5227267	7552	04801252AA	13913
4801651AA	19025	5117537AA	18360	5227282	16963	04801253AA	17933
4801768AA	11443	5117537AB	18360	5227342	16963	04801256AA	17950
4801850AA	17949	5117587AA	12385	5227349	14869	04801256AB	17950
4808034	13443	5117587AB	12385	5227469	13186	04801256AC	17950
4848662	13861	5128138AA	12383	5227473	13186	04801269AB	6763
4848662AB	13924	5134199AA	12382	5227548	17210	04801304AA	11295
4868402AA	13955	5134199AB	12382	5227669	13184	04801304AC	11243
4868430AB	13870	5134204AA	12383	5227672	13220	04801311AD	11378
4868430AC	13870	5134204AB	12383	5227673	13185	04801323AB	11231
4868430AD	13870	5134205AA	12384	5227674	7002	04801323AC	11231
4868430AE	13870	5134205AB	12384	5227749	13187	04801323AD	11231
4868430AF	13870	5134510AA	18360	5233006	16963	04801475AA	11235
4868430AH	13870	5134510AB	18360	5233007	16963	04801475AB	11235
4868431AB	13871	5170746AA	13873	5233160	7552	04801477AA	11228
4868431AC	13871	5170748AA	13913	5233199	7552	04801480AB	11296
4868431AD	13871	5175765AA	11306	5233416	13184	04801483AA	11401
4868431AF	13871	5175765AB	11306	5233418	13184	04801490AA	11440
4868431AG	13871	5206255	16418	5233449	13305	04801516AA	19034
4868760AD	11063	5206260	16417	5233472	7002	04801632AA	11448
4868760AE	11063	5206265	16418	5233474	7002	04801651AA	19025
4868760AF	11063	5206270	16417	5233508	7552	04801768AA	11443
4868760AH	11063	5206571	7549	5233549	13187	04801850AA	17949
4869900AB	11115	5206573	7537	5233574	14789	04868431AF	13871
4869900AC	11115	5206574	7537	5233599	13313	04868431AG	13871
4896123AA	13964	5206820	7537	5233608	13280	04896464AC	17898
4896123AB	13964	5206822	7537	5233656	16963	04896803AA	11112
4896464AC	17898	5206971	7549	5233660	13308	05033067AB	17849
4896803AA	11112	5212053	7549	5233662	17084	05033141AB	17873
4896803AB	11382	5212190	16727	5233672	13256	05033556AA	17822
4896805AA	11113	5213045	16727	5233673	13185	05033556AC	17822
4896805AB	11113	5213049	16727	5233718	14789	05033756AB	11285
4896805AC	11113	5213053	7549	5233949	13305	05033759AB	11286
4896805AD	11383	5213079	7549	5233973	13185	05033759AC	11381
4896805AE	11383	5213080	16417	5234028	13312	05034555AA	17994
4934925	19029	5213085	16417	5234029	13306	05034702AA	11244
5016522AA	17548	5213190	16727	5234031	13245	05037198AA	11039
5030023AA	17941	5213235	16676	5234032	13307	05037199AA	19028
5030076AB	19030	5213295	16417	5234033	13311	05037199AB	19028
5030076AC	19030	5213301	16792	5234199	13301	05086932AA	17892
5033054AB	13892	5213395	16417	5234201	13245	05104763AA	13824
5033067AA	17829	5213450	16727	5234208	13309	33002128	14895
5033067AB	17849	5213540	7546	5234231	13315	33002129	14959
5033133AA	17821	5213541	7546	5234232	13315	33002709	17006
5033133AB	17821	5213590	16727	5234260	13310	38522261	13593
5033133AC	17821	5213636	14787	5234361	17046	53001762	14891
5033141AB	17873	5213645	16727	5234374	13302	53001764	14891
5033177AA	13892	5213705	14557	5234509	17197	53002267	14891
5033177AB	13892	5213756	14765	5234648	17020	53002577	17005
5033253AA	13995	5213762	7546	5234651	13304	53002897	7902-11
5033343AA	11230	5213763	7546	5234654	13313	53002898	7902-11
5033556AA	17822	5213821	14787	5235028	13317	53003802	7817-7
5033556AC	17822	5213831	14787	5334509	17197	53003803	7818-7
5033756AB	11285	5213847	14765	04606622AA	13923	53004264	7818-3
5033759AB	11286	5226008	14789	04606755AA	13868	53004265	7818-3
5033759AC	11381	5226059	14789	04606755AB	13868	53004632	7873-11
5034555AA	17994	5226060	14789	04606755AC	13868	53005984	17466
5034702AA	11244	5226135	7546	04606875AE	17929	53006070	14891



## INTERCHANGE / REMPLACEMENT / INTERCAMBIO

Original No. No. Original No. Original	Reman Reman Reconstruido	Original No. No. Original No. Original	Reman Reman Reconstruido	Original No. No. Original No. Original	Reman Reman Reconstruido	Original No. No. Original No. Original	Reman Reman Reconstruido
<b>DELCO</b>		<b>DELCO</b>		<b>DELCO</b>		<b>DELCO</b>	
1100164	7127-9	1100263	7273-3	1100495	7127-9	1100648	7111
1100165	7127-3	1100264	7273-6	1100496	7127-9	1100649	7111
1100167	7127-9	1100265	7273-6	1100497	7127-9	1100650	7111
1100168	7127-12	1100266	7127-3	1100498	7127-3	1100651	7111
1100169	7145-3	1100267	7127-12	1100542	7127-3	1100655	7111
1100174	7127-3	1100268	7127-12	1100543	7127-12	1100656	7111
1100175	7127-12	1100269	7273-12	1100544	7127-12	1100657	7111
1100176	7127-12	1100270	7273-12	1100545	7127-12	1100658	7111
1100178	7145-3	1100271	7134-12	1100546	7127-12	1100659	7111
1100179	7127-6	1100272	7273-6	1100547	7127-9	1100661	7111
1100181	7127-9	1100273	7273-3	1100548	7127-9	1100662	7122
1100182	7127-9	1100275	7273-3	1100549	7127-9	1100663	7111
1100183	7137-6	1100278	7291-12	1100550	7127-9	1100664	7111
1100184	7134-6	1100280	7127-3	1100551	7127-3	1100665	7111
1100187	7137-6	1100281	7127-3	1100552	7127-3	1100668	7111
1100190	7134-6	1100282	7137-6	1100553	7122	1100669	7111
1100192	7134-12	1100283	7134-6R	1100554	7127-12	1100670	7111
1100193	7134-R	1100284	7134-6	1100556	7127-12	1100671	7111
1100194	7134-R	1100285	7134-6R	1100557	7122	1100672	7111
1100195	7134-6R	1100286	7134-6R	1100558	7122	1100674	7111
1100198	7127-3	1100287	7273-12	1100559	7127-9	1100675	7111
1100199	7127-6	1100288	7273-9	1100560	7127-9	1100676	7111
1100200	7273-3	1100289	7273-9	1100561	7127-3	1100677	7111
1100201	7127-3	1100290	7273-9	1100562	7127-3	1100678	7111
1100202	7127-3	1100291	7273-9	1100563	7127-12	1100679	7111
1100203	7127-9	1100293	7134-9	1100564	7127-3	1100681	7111
1100204	7127-3	1100294	7282-3	1100565	7127-3	1100682	7111
1100206	7273-3	1100295	7134-12	1100566	7122	1100683	7111
1100207	7273-9	1100296	7134-12	1100567	7122	1100684	7111
1100208	7273-3	1100297	7127-3	1100568	7122	1100686	7111
1100209	7273-9	1100298	7273-3	1100569	7122	1100687	7111
1100217	7273-3	1100299	7273-9	1100570	7122	1100688	7111
1100218	7127-12	1100300	7273-9	1100571	7122	1100689	7111
1100219	7134-6	1100310	9010	1100572	7122	1100690	7111
1100220	7145-12	1100314	10240	1100573	7127-3	1100691	7111
1100221	7127-12	1100315	10240	1100574	7127-9	1100692	7111
1100222	7127-12	1100316	10240	1100575	7127-3	1100693	7111
1100223	7134-9	1100318	9010	1100588	7127-12	1100694	7111
1100224	7134-R	1100324	9010	1100590	7122	1100695	7111
1100225	7127-9	1100326	9010	1100591	7122	1100696	7111
1100226	7127-12	1100329	9010	1100592	7127-3	1100697	7111
1100227	7127-3	1100330	9010	1100595	7127-3	1100698	7107
1100228	7127-3	1100332	10240	1100597	7127-3	1100699	7111
1100229	7127-9	1100334	10240	1100600	7111	1100700	7111
1100230	7127-3	1100335	10240	1100601	7111	1100701	7111
1100231	7127-3	1100336	9010	1100605	7111	1100702	7111
1100232	7127-3	1100337	9010	1100613	7111	1100703	7111
1100233	7127-6	1100342	10240	1100615	7111	1100704	7111
1100234	7145-6	1100344	10240	1100616	7111	1100705	7111
1100235	7127-6	1100348	10240	1100617	7111	1100706	7111
1100236	7127-6	1100349	10240	1100618	7111	1100707	7111
1100237	7273-12	1100350	10240	1100620	7111	1100708	7111
1100238	7127-9	1100352	10240	1100621	7111	1100709	7111
1100239	7273-3	1100354	9010	1100622	7111	1100710	7111
1100240	7273-9	1100360	10240	1100623	7111	1100711	7111
1100241	7273-12	1100363	10240	1100624	7111	1100713	7111
1100242	7273-9	1100369	10240	1100625	7111	1100714	7111
1100244	7278-12	1100371	10240	1100627	7111	1100719	7111
1100246	7273-12	1100381	10240	1100628	7111	1100720	7111
1100247	7273-3	1100382	10240	1100629	7111	1100724	7111
1100249	7273-3	1100388	10240	1100630	7111	1100725	7111
1100250	7273-3	1100394	10240	1100631	7111	1100726	7111
1100251	7273-3	1100396	10240	1100632	7111	1100727	7111
1100252	7273-3	1100397	10240	1100633	7111	1100728	7111
1100253	7278-6	1100400	10240	1100634	7111	1100729	7111
1100254	7273-6	1100408	10240	1100636	7111	1100730	7111
1100255	7273-6	1100410	10240	1100637	7111	1100731	7111
1100256	7127-9	1100417	10240	1100638	7111	1100733	7111
1100257	7273-12	1100441	10240	1100639	7107	1100734	7111
1100258	7278-12	1100477	7127-12	1100640	7111	1100736	7111
1100259	7273-12	1100487	7127-3	1100642	7111	1100737	7111
1100260	7273-6	1100492	7127-9	1100646	7111	1100738	7111
1100261	7278-6	1100494	7127-3	1100647	7111	1100739	7111

# INTERCHANGE / REMPLACEMENT / INTERCAMBIO

Original No. No. Original No. Original	Reman Reman Reconstruido	Original No. No. Original No. Original	Reman Reman Reconstruido	Original No. No. Original No. Original	Reman Reman Reconstruido	Original No. No. Original No. Original	Reman Reman Reconstruido
<b>DELCO</b>		<b>DELCO</b>		<b>DELCO</b>		<b>DELCO</b>	
1100740	7111	1100853	7127-3	1100949	7127-3	1101101	7910-3
1100741	7111	1100854	7127-9	1100950	7127-12	1101107	7910-3
1100742	7122	1100855	7127-3	1100951	7122	1101109	7157
1100744	7111	1100856	7122	1101015	7135	1101110	7861-11
1100745	7111	1100859	7127-9	1101016	7135	1101111	7861-11
1100750	7122	1100860	7122	1101017	7135	1101113	7290-6
1100752	7111	1100861	7127-3	1101018	7135	1101115	7290-12
1100759	7111	1100865	7127-3	1101019	7135	1101118	7134-3
1100760	7111	1100870	7122	1101020	7157	1101123	7801-3
1100761	7111	1100871	7122	1101021	7135	1101124	7801-3
1100762	7111	1100872	7127-12	1101022	7135-R	1101125	7802-7
1100765	7111	1100873	7127-12	1101023	7135	1101126	7802-7
1100767	7111	1100874	7127-12	1101024	7135	1101127	7888-11
1100768	7111	1100875	7122	1101025	7135	1101130	7817-7
1100769	7111	1100878	7122	1101026	7135	1101131	7818-7
1100770	7111	1100879	7122	1101027	7135	1101133	7863-2
1100771	7111	1100880	7127-3	1101028	7135	1101135	7859-7
1100772	7111	1100881	7127-12	1101029	7135-R	1101136	7859-7
1100774	7111	1100882	7127-12	1101030	7135-R	1101137	7858-11
1100775	7111	1100883	7122	1101031	7135	1101138	7858-11
1100777	7111	1100884	7127-12	1101032	7135	1101139	7860-11
1100778	7122	1100885	7122	1101033	7135	1101140	7860-11
1100779	7111	1100886	7122	1101034	7135	1101141	7858-11
1100780	7122	1100888	7122	1101035	7135	1101142	7860-11
1100781	7111	1100889	7122	1101036	7135	1101143	7860-11
1100782	7111	1100890	7127-3	1101037	7137-6	1101144	7801-11
1100784	7111	1100891	7122	1101038	7134-12	1101145	7801-11
1100787	7122	1100892	7122	1101039	7134-12	1101146	7888-7
1100788	7111	1100893	7122	1101040	7134-12	1101148	7860-3
1100790	7122	1100895	7122	1101041	7134-9	1101149	7860-3
1100791	7122	1100896	7122	1101042	7137-6	1101150	7802-7
1100793	7122	1100897	7127-9	1101043	7135	1101151	7802-7
1100794	7111	1100899	7127-9	1101044	7134-3	1101156	7273-3
1100795	7111	1100900	7127-12	1101045	7134-3	1101157	7273-3
1100796	7122	1100901	7127-9	1101046	7135	1101158	7803-7
1100797	7122	1100902	7127-9	1101047	7135	1101162	7860-11
1100802	7111	1100903	7127-9	1101048	7135-R	1101163	7860-11
1100803	7111	1100904	7127-9	1101049	7135-R	1101164	7290-6
1100804	7122	1100905	7122	1101050	7157	1101165	7819-11
1100805	7111	1100906	7122	1101058	7135-R	1101166	7127-12
1100807	7111	1100907	7122	1101059	7157	1101167	7902-11
1100808	7111	1100908	7122	1101060	7135	1101168	7873-11
1100810	7122	1100909	7111	1101061	7135-R	1101170	7902-11
1100811	7111	1100910	7122	1101062	7135	1101171	7818-3
1100813	7111	1100911	7127-12	1101063	7135	1101172	7818-3
1100814	7111	1100916	7122	1101064	7135	1101173	8137-7
1100815	7111	1100917	7122	1101065	7134-6R	1101175	7817-7
1100816	7122	1100919	7127-12	1101066	7134-3	1101176	7818-7
1100817	7122	1100920	7127-9	1101067	7137-6	1101177	7818-7
1100818	7122	1100921	7122	1101068	7134-6R	1101178	7157
1100819	7111	1100922	7127-12	1101070	7134-6R	1101179	7888-7
1100820	7111	1100923	7127-12	1101071	7137-6	1101181	7888-7
1100825	7127-9	1100924	7127-12	1101072	7137-6	1101182	7864-11
1100826	7127-9	1100925	7127-12	1101073	7135	1101183	7864-5
1100828	7111	1100926	7127-9	1101074	7137-6	1101184	7802-7
1100830	7127-3	1100927	7127-9	1101075	7134-9	1101186	7888-3
1100831	7127-3	1100928	7127-9	1101078	7134-6	1101190	7801-11
1100832	7127-3	1100929	7127-9	1101080	7134-12	1101191	7933-11
1100833	7127-9	1100930	7127-9	1101081	7134-9	1101196	7127-12
1100834	7122	1100931	7122	1101082	7137-6	1101198	7817-7
1100836	7122	1100932	7122	1101083	7134-6	1101212	7901-5
1100837	7122	1100933	7122	1101084	7134-6	1101213	7901-5
1100838	7122	1100934	7127-3	1101085	7134-12	1101215	7287-12
1100839	7122	1100935	7127-3	1101086	7134-6	1101218	7817-7
1100841	7122	1100937	7127-12	1101087	7134-9	1101219	7954
1100842	7122	1100939	7122	1101088	7134-3	1101224	7290-3
1100843	7122	1100940	7127-12	1101090	7135	1101225	7854-9
1100845	7122	1100943	7122	1101091	7157	1101227	7860-11
1100846	7122	1100944	7122	1101093	7134-3	1101228	7273-R
1100847	7122	1100945	7122	1101094	7134-9	1101229	7888-3
1100849	7122	1100946	7127-12	1101095	7137-6	1101231	7860-11
1100851	7122	1100947	7127-12	1101097	7134-12	1101236	7290-9
1100852	7127-3	1100948	7127-12	1101098	7137-6	1101238	7864-2

## INTERCHANGE / REMPLACEMENT / INTERCAMBIO

Original No. No. Original No. Original	Reman Reman Reconstruido	Original No. No. Original No. Original	Reman Reman Reconstruido	Original No. No. Original No. Original	Reman Reman Reconstruido	Original No. No. Original No. Original	Reman Reman Reconstruido
<b>DELCO</b>		<b>DELCO</b>		<b>DELCO</b>		<b>DELCO</b>	
1101239	7806-2	1101436	7134-9	1101636	7802-11	1102385	7127-9
1101240	7294-3	1101437	7134-12	1101637	7861-3	1102386	7127-12
1101241	7294-12	1101438	7192-12	1101639	7968	1102387	7127-3
1101242	7273-12	1101441	7192-12	1101642	8137-11	1102388	7127-12
1101243	7273-3	1101442	7134-3	1101644	8114-3	1102389	7127-12
1101244	7273-12	1101443	7134-6	1101645	7861-11	1102390	7127-12
1101245	7294-12	1101444	7134-3	1101646	7861-11	1102391	7127-12
1101246	7859-7	1101446	7192-12	1101647	7861-11	1102392	7127-12
1101249	7818-7	1101447	7192-12	1101649	8103-11	1102394	7127-3
1101250	7864-11	1101448	7134-12	1101650	8103-11	1102395	7127-9
1101252	7287-9	1101449	7137-6	1101700	7134-9	1102397	7127-3
1101253	7917-11	1101454	7864-5	1101805	7901-11	1102399	7127-12
1101254	7917-11	1101461	7933-11	1101806	8166-11	1102400	7127-12
1101255	7917-11	1101464	7802-7	1101807	7802-11	1102433	7133
1101259	7860-3	1101465	7802-11	1101810	7860-11	1102434	7133
1101263	7918-5	1101466	7939-3	1101812	7802-3	1102435	7133
1101264	7888-11	1101467	7939-3	1101814	7802-11	1102436	7133
1101266	7973	1101475	7801-7	1101815	7802-11	1102437	7133
1101267	7973	1101483	7937-7	1101816	7954	1102438	7133
1101268	7273-R	1101484	7294-9	1101818	8175-11	1102439	7133
1101270	7863-2	1101487	7901-5	1101819	8163-11	1102440	7133
1101271	8137-7	1101490	7942-2	1101822	7860-11	1102441	7133
1101272	7888-7	1101491	7901-2	1101832	7860-7	1102442	7133
1101273	7888-7	1101493	7901-2	1101843	7888-11	1102443	7133
1101274	7864-11	1101500	7861-3	1101846	7860-7	1102444	7133
1101275	7888-3	1101518	7806-2	1101849	7864-2	1102445	7133
1101277	7860-11	1101519	7942-2	1101850	8113-11	1102446	7133
1101278	7860-11	1101521	7861-3	1101924	7137-6	1102447	7133
1101279	7273-12	1101531	7929	1101925	7134-6	1102448	7133
1101290	7287-9	1101561	7955-7	1102002	9005	1102449	7133
1101291	7937-7	1101563	7929	1102003	9005	1102450	7133
1101292	7888-3	1101564	7929	1102005	9005	1102451	7133
1101293	7861-7	1101565	7937-11	1102008	9005	1102452	7133
1101296	7806-2	1101571	8166-11	1102010	9005	1102453	7133
1101297	7290-9	1101574	7863-2	1102011	9005	1102454	7133
1101298	7273-12	1101577	8103-11	1102014	9005	1102455	7133
1101299	7294-12	1101578	7969-2	1102022	9005	1102456	7133
1101300	7273-9	1101579	7966-2	1102028	9005	1102457	7127-12
1101301	7294-3	1101580	7984-7	1102044	9005	1102458	7133
1101302	7830-9	1101582	7861-11	1102051	9005	1102459	7133
1101303	7292-3	1101583	7860-11	1102053	9005	1102460	7127-12
1101304	7830-9	1101584	7949	1102061	9005	1102461	7127-12
1101305	7292-3	1101590	7985-11	1102063	9005	1102463	7133
1101306	7290-12	1101591	7863-2	1102065	9005	1102464	7133
1101307	7273-3	1101593	7860-11	1102069	9005	1102465	7127-9
1101308	7294-12	1101595	7860-11	1102082	9005	1102466	7127-9
1101308	7294-R	1101596	7860-11	1102086	9005	1102467	7127-9
1101309	7290-3	1101597	7864-2	1102096	9005	1102468	7127-12
1101310	7914-11	1101599	7861-11	1102099	9005	1102469	7127-12
1101311	7819-11	1101600	7861-11	1102113	9005	1102471	7127-9
1101317	7861-7	1101601	7888-11	1102171	9005	1102472	7127-9
1101318	7861-7	1101603	7860-7	1102172	9005	1102473	7127-9
1101319	7926-7	1101604	7864-5	1102248	9005	1102474	7127-12
1101320	7937-3	1101605	7933-11	1102346	7127-9	1102475	7127-12
1101321	7937-11	1101606	7939-3	1102347	7127-9	1102476	7127-12
1101322	7134-12	1101608	7801-7	1102349	7127-9	1102477	7127-9
1101323	7134-12	1101612	7860-7	1102350	7127-9	1102478	7127-9
1101325	7805-11	1101613	8134-7	1102351	7127-3	1102479	7127-3
1101326	7805-11	1101616	7861-3	1102352	7282-3	1102480	7127-3
1101327	7818-7	1101617	7861-3	1102353	7127-12	1102481	7127-9
1101329	7806-2	1101618	7860-11	1102354	7127-9	1102482	7127-9
1101330	7863-2	1101619	7802-3	1102355	7127-9	1102483	7127-3
1101331	7805-11	1101620	7861-7	1102358	7127-9	1102484	7127-12
1101332	7273-3	1101621	7802-3	1102360	7133	1102485	7127-9
1101333	7273-3	1101623	7918-7	1102367	7127-3	1102486	7127-9
1101334	7137-6	1101626	8153	1102368	7127-3	1102487	7127-12
1101336	7134-6	1101628	7861-7	1102369	7127-3	1102488	7127-3
1101344	7860-7	1101629	7861-7	1102376	7127-12	1102489	7127-9
1101346	7860-11	1101630	7802-3	1102380	7127-12	1102490	7127-9
1101349	7864-5	1101632	7861-11	1102381	7127-12	1102491	7127-9
1101350	7904-2	1101633	7861-11	1102382	7127-9	1102492	7127-3
1101434	7135	1101634	7802-11	1102383	7127-9	1102493	7127-3
1101435	7157	1101635	7802-11	1102384	7127-9	1102494	7127-3



# INTERCHANGE / REMPLACEMENT / INTERCAMBIO

Original No. No. Original No. Original	Reman Reman Reconstruido	Original No. No. Original No. Original	Reman Reman Reconstruido	Original No. No. Original No. Original	Reman Reman Reconstruido	Original No. No. Original No. Original	Reman Reman Reconstruido
<b>DELCO</b>		<b>DELCO</b>		<b>DELCO</b>		<b>DELCO</b>	
1102495	7127-3	1102785	9205	1103034	7127-9	1103117	7127-12
1102497	7127-9	1102786	9205	1103036	7127-12	1103118	7127-3
1102499	7127-9	1102787	9205	1103037	7127-12	1103119	7127-3
1102500	7127-12	1102793	9205	1103039	7127-12	1103120	7127-9
1102548	7127-3	1102794	9205	1103040	7127-12	1103121	7127-3
1102549	7127-3	1102797	9205	1103041	7127-12	1103122	7127-12
1102550	7127-3	1102803	9205	1103042	7127-3	1103140	7127-6
1102593	7127-3	1102806	9205	1103043	7127-3	1103142	7127-9
1102600	7860-11	1102839	7127-9	1103044	7127-3	1103143	7127-9
1102601	7860-11	1102811	9205	1103045	7127-3	1103144	7127-9
1102602	7939-3	1102820	9205	1103046	7282-3	1103145	7127-3
1102603	7939-3	1102821	9410	1103047	7127-3	1103146	7127-3
1102604	8103-11	1102831	9205	1103048	7127-3	1103147	7127-9
1102607	8103-7	1102832	9205	1103049	7127-9	1103148	7127-3
1102614	7819-11	1102840	7127-3	1103050	7127-9	1103149	7127-9
1102615	7937-11	1102841	7127-3	1103051	7127-3	1103151	7127-3
1102617	7860-3	1102842	7127-3	1103052	7127-9	1103152	7127-9
1102625	7984-2	1102843	7127-3	1103053	7127-9	1103153	7127-3
1102626	7802-11	1102844	7127-3	1103055	7127-9	1103154	7127-3
1102629	7802-11	1102845	7145-6	1103056	7127-9	1103155	7127-9
1102630	7802-11	1102846	7145-6	1103057	7127-3	1103156	7127-9
1102631	7802-11	1102848	7127-12	1103058	7127-3	1103157	7127-9
1102634	7901-2	1102849	7127-12	1103059	7127-9	1103158	7127-9
1102635	7955-7	1102850	7127-9	1103060	7127-3	1103161	7127-12
1102637	7901-2	1102851	7127-12	1103061	7127-3	1103162	7127-3
1102639	7901-2	1102852	7127-9	1103062	7127-12	1103163	7127-12
1102641	7901-7	1102853	7127-9	1103063	7127-12	1103168	7127-12
1102642	7901-2	1102854	7127-9	1103064	7127-9	1103169	7127-3
1102643	7901-11	1102856	7127-12	1103065	7127-3	1103170	7127-12
1102644	7973	1102857	7127-9	1103066	7127-9	1103182	7127-12
1102653	9410	1102858	7127-12	1103067	7127-9	1103186	7127-3
1102656	9410	1102859	7127-9	1103068	7127-9	1103187	7127-3
1102657	9410	1102860	7127-3	1103069	7127-9	1103195	7127-9
1102660	9410	1102861	7127-9	1103070	7127-9	1103196	7282-9
1102664	9410	1102862	7127-9	1103071	7282-3	1103197	7127-3
1102665	9410	1102863	7127-12	1103073	7127-9	1103198	7127-9
1102667	9410	1102864	7127-9	1103074	7127-9	1103199	7127-3
1102671	9410	1102865	7127-9	1103075	7127-3	1105022	7273-9
1102672	9410	1102869	7127-12	1103076	7127-3	1105023	7273-R
1102673	9410	1102880	7127-3	1103078	7127-6	1105025	7292-3
1102674	9410	1102881	7127-3	1103079	7127-6	1105027	7292-3R
1102677	9410	1102882	7127-12	1103080	7145-6	1105028	7292-3R
1102678	9410	1102883	7127-3	1103081	7145-6	1105029	7273-3R
1102680	9410	1102884	7127-12	1103082	7127-3	1105032	7273-9R
1102682	9410	1102885	7127-9	1103083	7127-3	1105033	7127-12
1102691	9410	1102886	7127-9	1103084	7127-9	1105034	7273-3
1102699	9410	1102887	7127-9	1103085	7127-3	1105036	7273-6
1102701	9410	1102888	7127-9	1103086	7127-9	1105039	7134-6
1102705	9410	1102889	7127-9	1103087	7127-3	1105040	7134-6
1102710	9410	1102891	7127-9	1103088	7127-3	1105041	7292-3
1102789	9205	1102892	7127-9	1103089	7127-3	1105042	7292-6R
1102711	9410	1102893	7127-12	1103090	7127-9	1105043	7127-9
1102713	9410	1102897	7127-9	1103091	7127-12	1105044	7273-9
1102714	9410	1102899	7127-3	1103092	7127-12	1105045	7273-9
1102719	9410	1102900	7127-12	1103093	7127-9	1105046	7273-9
1102721	9410	1102901	7127-3	1103094	7127-3	1105047	7273-12
1102726	9410	1102902	7127-12	1103095	7127-9	1105048	7273-12
1102728	9410	1102903	7127-3	1103096	7127-9	1105049	7273-12
1102732	9410	1102904	7127-3	1103097	7127-9	1105050	7127-3
1102733	9410	1102905	7127-3	1103098	7282-3	1105058	7273-3
1102737	9410	1102906	7127-3	1103099	7282-3	1105059	7273-3
1102808	9205	1102908	7127-12	1103100	7127-3	1105060	7273-3
1102742	9410	1102909	7127-12	1103101	7127-3	1105062	7134-6
1102744	9410	1102910	7127-6	1103102	7127-3	1105067	7127-12
1102749	9410	1102911	7127-3	1103103	7127-9	1105079	7127-3
1102761	9410	1102913	7127-3	1103104	7127-9	1105080	7127-9
1102769	9205	1102915	7127-12	1103105	7127-12	1105081	7273-3
1102775	9205	1102941	7127-12	1103106	7127-3	1105082	7273-9
1102778	9205	1102943	7122	1103108	7127-3	1105083	7273-3
1102780	9205	1102944	7122	1103109	7127-3	1105084	7273-9
1102781	9205	1102945	7122	1103110	7127-3	1105085	7290-12
1102782	9205	1103011	9005	1103111	7127-3	1105091	7273-9
1102810	9205	1103033	7282-3	1103112	7127-3	1105092	7273-9

## INTERCHANGE / REMPLACEMENT / INTERCAMBIO

Original No. No. Original No. Original	Reman Reman Reconstruido	Original No. No. Original No. Original	Reman Reman Reconstruido	Original No. No. Original No. Original	Reman Reman Reconstruido	Original No. No. Original No. Original	Reman Reman Reconstruido
<b>DELCO</b>		<b>DELCO</b>		<b>DELCO</b>		<b>DELCO</b>	
1105181	7127-9	1105450	7288-12	1105598	7273-3	1105697	7819-11
1105182	7273-3	1105451	7290-3	1105599	7273-3	1105698	7860-7
1105183	7273-9	1105478	7127-12	1105600	7273-9	1105700	7290-12
1105185	7127-9	1105479	7290-12	1105602	7294-3	1105701	7933-11
1105186	7134-3	1105480	7294-R	1105603	7273-9	1105703	7127-12
1105187	7192-12	1105481	7290-12	1105604	7294-12	1105704	7127-3
1105189	7134-12	1105491	7291-12	1105606	7294-12	1105705	7127-9
1105190	7134-9R	1105492	7294-12	1105607	7127-9	1105706	7273-12
1105194	7273-3R	1105493	7830-3	1105608	7127-9	1105707	7273-9
1105196	7134-6	1105493	7830-9	1105610	7273-3	1105708	7273-9
1105197	7137-6	1105494	7273-12	1105611	7273-3	1105709	7135
1105198	7134-6	1105495	7294-12	1105612	7820-11	1105710	7861-11
1105199	7134-6	1105496	7294-12	1105615	7805-11	1105711	7861-11
1105200	7134-12	1105497	7290-12	1105616	7805-11	1105712	7802-3
1105243	7134-12	1105499	7287-12	1105617	7830-9R	1105715	7861-11
1105244	7127-9	1105503	7278-9	1105618	7290-9	1105716	7802-3
1105245	7273-9	1105504	7278-9	1105620	7273-12	1105718	7802-11
1105246	7134-12	1105506	7294-3	1105621	7273-3	1105720	7802-11
1105249	7134-6	1105507	7294-3	1105622	7134-9	1105722	7860-11
1105250	7137-6	1105508	7273-6	1105623	7273-3	1105725	7860-3
1105328	7137-6	1105509	7290-12	1105624	7273-3	1107233	3635
1105329	7192-12	1105511	7273-9	1105625	7812-11	1107237	3664
1105330	7134-6	1105512	7134-12	1105626	7812-11	1107242	3664
1105331	7134-6	1105513	7290-12	1105627	7273-3	1107247	3664
1105332	7134-9	1105515	7290-9	1105628	7273-12	1107248	3664
1105333	7137-6	1105516	7273-9R	1105629	7294-12	1107259	3664
1105334	7134-R	1105517	7273-9R	1105630	7294-3	1107260	3664
1105335	7134-12	1105518	7134-3	1105631	7273-3	1107273	3635
1105336	7134-6R	1105519	7134-3	1105632	7273-12	1107274	3635
1105339	7134-12	1105520	7127-3	1105633	7273-3	1107286	3686
1105340	7192-12	1105521	7273-3	1105634	7273-12	1107289	3689
1105341	7192-12	1105522	7127-3	1105635	7273-3	1107293	3505
1105342	7134-3	1105523	7273-3	1105637	7157	1107294	3696
1105343	7134-3	1105541	7294-6	1105639	7290-9	1107298	3505
1105345	7157	1105542	7294-6	1105647	7273-3	1107299	3696
1105346	7134-9	1105543	7294-9	1105648	7294-12	1107301	3664
1105347	7134-9	1105544	7294-9	1105649	7127-3	1107302	3664
1105348	7127-9	1105545	7294-3	1105650	7273-12	1107306	3664
1105351	7127-9	1105547	7294-6	1105651	7294-12	1107313	3561
1105354	7278-12	1105548	7134-6	1105652	7273-9	1107315	3635
1105355	7278-12	1105549	7290-6	1105653	7273-9	1107316	3505
1105358	7145-12	1105552	7134-12	1105654	7294-9	1107320	3664
1105359	7145-12	1105553	7290-12	1105655	7290-12	1107321	3633
1105360	7127-3	1105555	7273-3	1105656	7934-12	1107330	3696
1105361	7282-9	1105556	7127-3	1105657	7806-2	1107331	3546
1105363	7282-9	1105561	7830-3	1105658	7287-12	1107336	3664
1105365	7127-9	1105562	7830-3R	1105661	7802-11	1107340	3631
1105366	7290-9	1105564	7292-9	1105662	7820-11	1107342	3689
1105367	7278-12	1105565	7292-9	1105663	7820-11	1107347	3546
1105368	7278-6	1105566	7292-3	1105664	7820-11	1107349	3546
1105369	7292-3R	1105567	7292-3	1105665	7820-11	1107352	3631
1105370	7273-9R	1105568	7292-3R	1105669	7801-3	1107355	3696
1105371	7273-3R	1105569	7292-9R	1105670	7801-3	1107361	3561
1105372	7273-9	1105570	7290-9	1105671	7802-7	1107365	3560
1105373	7290-12	1105571	7290-12	1105672	7802-7	1107367	3631
1105374	7134-3	1105572	7830-9	1105673	7273-12	1107369	3635
1105402	7294-R	1105575	7278-9	1105674	7273-9	1107370	3664
1105415	7137-6	1105576	7273-3	1105675	7273-9	1107374	3664
1105416	7290-12	1105577	7157	1105676	7273-9	1107383	3633
1105425	7294-12	1105578	7135	1105677	7127-3	1107385	3631
1105426	7273-12	1105580	7273-9	1105678	7804-11	1107388	3689
1105427	7273-12	1105581	7294-6	1105680	7287-9	1107391	3664
1105428	7294-R	1105582	7294-3	1105681	7290-12	1107396	3696
1105432	7273-3	1105585	7288-12	1105683	7287-6	1107399	3664
1105433	7134-9	1105587	7290-6	1105684	7805-5	1107400	3664
1105439	7278-12	1105588	7273-9	1105685	7805-5	1107496	3664
1105440	7278-12	1105590	7273-9	1105688	7802-3	1107497	3635
1105441	7294-3	1105591	7273-6	1105690	7287-12	1107552	3630
1105443	7294-6	1105592	7294-9	1105691	7127-12	1107596	3664
1105444	7294-9	1105594	7273-6	1105692	7273-12	1107652	3630
1105446	7294-9	1105595	7290-12	1105693	7135	1107660	3689
1105447	7294-9	1105596	7290-9	1105694	7860-7	1107664	3635
1105449	7294-9	1105597	7273-3	1105696	7290-12	1107678	4149

# INTERCHANGE / REMPLACEMENT / INTERCAMBIO

Original No. No. Original No. Original	Reman Reman Reconstruido	Original No. No. Original No. Original	Reman Reman Reconstruido	Original No. No. Original No. Original	Reman Reman Reconstruido	Original No. No. Original No. Original	Reman Reman Reconstruido
<b>DELCO</b>		<b>DELCO</b>		<b>DELCO</b>		<b>DELCO</b>	
1107679	4149	1108434	3505	1108789	3631	1109534	6316
1107686	3633	1108435	3696	1108790	3664	1109535	6313
1107687	3689	1108436	3696	1108791	3631	1109537	6312
1107688	3635	1108439	3664	1108793	3635	1109538	6310
1107694	3689	1108445	3505	1108794	3696	1109544	6315
1107709	4162	1108446	3696	1108795	3629	1109546	6331
1107710	4162	1108448	3510M	1108796	3510	1109551	6308
1107711	3689	1108473	3629	1108797	3664	1109556	6309
1107712	3686	1108477	3664	1108798	3508	1109560	6310
1107888	3630	1108479	3664	1108799	3689	1109561	6318
1107889	3635	1108480	3508	1108979	3664	1109562	6312
1107890	3689	1108481	3686	1109022	3696	1109563	3764
1107891	3635	1108485	3633	1109023	3629	1109564	6312
1107892	3689	1108486	3635	1109024	3631	1109565	3633
1107895	3633	1108488	3533	1109025	3510	1109567	3664
1108195	3525	1108489	3635	1109026	3696	1109597	3664
1108196	3525	1108490	3631	1109027	3629	1113266	6468
1108224	3505	1108491	3664	1109029	3689	1113267	6469
1108225	3696	1108495	3696	1109030	3633	1113269	6468
1108226	3696	1108496	3664	1109035	3533	1113270	6469
1108282	3689	1108497	3631	1109036	3508	1113276	6573
1108283	3664	1108498	3505	1109038	3631	1113295	6468
1108320	3631	1108499	3631	1109039	3629	1113296	6469
1108325	3546	1108500	3696	1109041	3631	1113589	3764
1108326	3631	1108502	3510	1109042	3629	1113590	6343
1108327	3631	1108503	3664	1109052	3510	1113593	3300
1108328	3505	1108504	3631	1109056	3508	1230747	4149
1108330	3561	1108506	3664	1109057	3510	1876549	3505
1108331	3631	1108507	3631	1109059	3560	1876552	3689
1108332	3635	1108512	3664	1109061	3664	1876553	3686
1108333	3696	1108513	3508	1109062	3631	1876555	3510
1108335	3696	1108516	3505	1109063	3631	1876680	7127-3
1108338	3560	1108517	3696	1109064	3508	1893723	3505
1108347	3533	1108518	3629	1109065	3510	1893723	3696
1108348	3696	1108519	3696	1109066	3510	1894140	3631
1108349	3505	1108520	3560	1109067	3689	1938508	3635
1108350	3560	1108521	3631	1109068	3510	1939506	3630
1108351	3631	1108522	3629	1109069	3629	1939507	3689
1108352	3629	1108523	3525	1109070	3629	1939508	3635
1108353	3696	1108743	3631	1109072	3696	1970445	3689
1108354	3631	1108745	3508	1109074	3689	1972711	7137-6
1108355	3635	1108746	3508	1109077	3533	1972724	7157
1108360	3635	1108747	3508	1109078	3635	1975629	7127-9
1108361	3664	1108748	3510	1109079	3633	1975630	7127-12
1108362	3633	1108754	3533	1109099	3635	1976063	7127-3
1108363	3664	1108758	3505	1109212	3601	1977068	3664
1108364	3633	1108759	3696	1109213	3601	1977070	3689
1108365	3664	1108760	3631	1109214	6305	1977075	3633
1108366	3664	1108761	3629	1109215	3725	1977076	3689
1108367	3664	1108762	3664	1109216	3725	1977085	3533
1108368	3635	1108763	3631	1109218	6305	1977091	3686
1108370	3533	1108765	3505	1109219	3764	1977191	3502
1108371	3631	1108766	3696	1109356	4162	1977192	6319
1108372	3635	1108767	3629	1109364	3664	1977193	3504
1108375	3664	1108768	3631	1109399	3546	1977194	3502
1108380	3664	1108770	3664	1109411	6319	1978772	3535
1108381	3631	1108771	3525	1109412	3664	1979857	7278-9
1108382	3560	1108772	3525	1109415	3664	1979858	7127-3
1108383	3696	1108773	3525	1109416	3664	1979859	7127-9
1108384	3546	1108774	3664	1109437	4149	1979860	7127-12
1108385	3686	1108775	3560	1109447	3686	1979861	7127-9
1108386	3505	1108776	3510	1109495	6305	1979862	7127-12
1108389	3696	1108777	3664	1109521	3502	1979863	7127-3
1108391	3664	1108778	3508	1109522	6319	1979865	7127-3
1108392	3631	1108779	3508	1109523	3504	1979866	7127-9
1108400	3560	1108780	3508	1109524	3502	1979867	7127-12
1108418	3560	1108781	3510	1109526	3535	1979868	7135
1108420	3631	1108782	3510	1109527	6316	1984269	7134-9
1108427	3508	1108783	3560	1109528	3562	1984270	7134-12
1108428	3508	1108784	3635	1109530	6312	1984271	7134-3
1108429	3510	1108785	3633	1109531	6327	1984272	7134-9
1108430	3510	1108787	3635	1109532	6319	1984272	7137-6
1108433	3631	1108788	3560	1109533	6312	1984535	3601

## INTERCHANGE / REMPLACEMENT / INTERCAMBIO

Original No. No. Original No. Original	Reman Reman Reconstruido	Original No. No. Original No. Original	Reman Reman Reconstruido	Original No. No. Original No. Original	Reman Reman Reconstruido	Original No. No. Original No. Original	Reman Reman Reconstruido
<b>DELCO</b>		<b>DELCO</b>		<b>DELCO</b>		<b>DELCO</b>	
1984535	3725	1998396	3733	1998536	6315	8000215	6970
1984536	6305	1998397	3733	1998537	6330	8000216	6785
1985737	3562	1998400	3838	1998538	17083	8000242	6761
1985738	6312	1998401	6343	1998542	6426	8000243	6763
1985875	7134-3	1998408	3300	1998544	6339	8000261	6971
1985876	7134-6	1998417	6312	1998545	16868	8000285	6975
1987287	6315	1998422	6309	1998546	6310	8000288	6494
1987287	6327	1998423	3300	1998547	3510M	8000293	6972
1987288	6308	1998427	6313	1998548	6316	8000294	6970
1987289	6303	1998428	6319	1998550	6426	8000295	6942
1987332	6319	1998429	6312	1998552	3741	8000300	6976
1987495	6312	1998430	6316	1998553	3742	8000308	6977
1988430	6310	1998431	6318	1998554	3741	8400037	8302
1988602	3631	1998433	6312	1998555	3742	8400105	8302
1988603	3510	1998434	6327	1998556	3741	8400206	8487
1988604	3696	1998435	3838	1998557	3838	8400207	8550
1988605	3629	1998436	3510M	1998558	3510M	8400240	8550
1988710	6303	1998437	3508M	1998559	3508M	9000700	6723
1988711	3631	1998438	3733	1998560	3733	9000719	6407
1988711	3838	1998439	3510M	1998561	3510M	9000725	6407
1988714	3510M	1998440	3510M	1998562	3510M	9000735	6407
1988716	6318	1998441	3510M	1998563	3686	9000751	6401
1988717	6309	1998442	3764	1998564	3838	9000756	6723
1988718	6312	1998443	3733	1998565	3733	9000758	6401
1988719	6316	1998444	3686	1998572	6303	9000772	6723
1988720	6318	1998445	6310	1998573	6303	9000773	6442
1988721	6315	1998447	6308	1998574	3510M	9000775	6443
1988721	6327	1998448	6310	1998577	3838	9000776	6431
1988722	6310	1998449	6307	1998578	17091	9000785	6401
1988723	6310	1998450	6310	1998579	3510M	9000786	6449
1988724	6316	1998452	3838	1998580	3838	9000791	6401
1988725	6316	1998453	6315	1998583	3510M	9000796	6470
1989449	6343	1998456	3300	1998584	3510M	9000797	6431
1989453	6313	1998457	3300	1998585	17129	9000798	6470
1989454	6319	1998466	6316	1998588	3733	9000802	6401
1998204	6303	1998467	3838	1998589	3733	9000804	6480
1998205	6303	1998469	3510M	1998590	3510M	9000805	6471
1998211	3510	1998471	3533	1998591	3838	9000806	6472
1998213	3664	1998473	3635	1998592	3635	9000827	6486
1998215	3508	1998474	3633	1998593	3633	9000833	6481
1998216	3508	1998476	6331	1998598	3686	9000834	6482
1998217	3510	1998477	6309	1998651	3510M	9000835	6487
1998220	3508	1998482	6330	8000000	6757	9000836	6484
1998221	3508	1998490	3300	8000012	6756	9000841	6485
1998222	3510	1998491	3733	8000014	6495	9000842	6488
1998223	3510	1998500	3533	8000016	6494	9000847	6481
1998224	3686	1998502	6312	8000038	6941	9000853	6492
1998225	3689	1998503	6312	8000039	6497	9000854	6489
1998226	3510M	1998504	6312	8000040	6942	9000856	6493
1998227	3631	1998509	6331	8000045	6494	9000857	6484
1998230	3533	1998510	6312	8000048	6946	9000858	6485
1998233	6303	1998511	6312	8000051	6782	9000859	6481
1998234	3838	1998512	6331	8000052	6492	9000860	6449
1998235	3838	1998514	6310	8000058	6491	9000861	6480
1998236	3800	1998515	6310	8000059	6484	9000862	6471
1998237	6303	1998516	3800	8000063	6784	9000863	6472
1998238	3510M	1998517	6303	8000064	6786	9000865	6486
1998240	3689	1998518	16868	8000066	6783	9000866	6482
1998241	3510M	1998520	6312	8000067	6783	9000868	6491
1998242	3508M	1998521	6339	8000073	6497	9000869	6727
1998243	3510M	1998523	6312	8000079	6944	9000871	6485
1998244	3508M	1998524	6313	8000150	6494	9000872	6484
1998245	3686	1998525	6319	8000160	6763	9000873	6489
1998246	3510M	1998526	6310	8000161	6761	9000874	6480
1998247	3510M	1998527	6316	8000169	17989	9000875	6490
1998249	3533	1998528	6312	8000172	6949	9000876	6471
1998253	3508M	1998529	6308	8000173	6950	9000878	6482
1998256	3635	1998530	6310	8000175	6945	9000879	6449
1998257	3633	1998531	6309	8000180	6980	9000880	6492
1998275	3635	1998532	6330	8000210	6934	9000882	6472
1998280	4162	1998533	6312	8000211	6942	9000889	6487
1998286	3800	1998534	6331	8000213	6947	9000896	6471
1998310	4149	1998535	6327	8000214	6972	9000897	6472

# INTERCHANGE / REMPLACEMENT / INTERCAMBIO

Original No. No. Original No. Original	Reman Reman Reconstruido	Original No. No. Original No. Original	Reman Reman Reconstruido	Original No. No. Original No. Original	Reman Reman Reconstruido	Original No. No. Original No. Original	Reman Reman Reconstruido
<b>DELCO</b>		<b>DELCO</b>		<b>DELCO</b>		<b>DELCO</b>	
9000899	6449	10455023	6312	10463025	7888-7	10463119	7904-2
9000900	6486	10455024	6339	10463026	7864-11	10463120	7864-5
9000901	6491	10455025	6415	10463027	7864-5	10463121	7942-2
9000904	6480	10455026	6424	10463028	7802-7	10463122	7942-2
9000906	6489	10455042	6416	10463029	7801-11	10463123	7861-11
9000908	6749	10455044	6413	10463032	7859-7	10463126	7955-7
9000910	6485	10455045	6426	10463033	7864-11	10463132	7929
9000913	6471	10455046	6426	10463034	7860-3	10463133	7937-11
9000924	6524	10455047	6424	10463035	7902-11	10463134	7954
9000925	6489	10455048	6415	10463036	7902-11	10463135	7929
9000926	6490	10455049	6413	10463037	7902-11	10463136	7929
9000927	6492	10455050	6416	10463038	7802-11	10463139	7939-3
9000930	6484	10455051	6424	10463039	7802-3	10463140	8166-11
9000931	6482	10455052	6319	10463040	7860-7	10463141	7949
9000933	6493	10455053	6415	10463041	7902-11	10463143	7802-7
9000939	6494	10455054	6419	10463042	7860-7	10463146	7861-3
9000941	6497	10455055	6312	10463043	7933-11	10463147	7861-3
9000947	6491	10455058	6426	10463044	7861-11	10463148	7861-11
9000951	6491	10455060	6415	10463045	7861-11	10463149	7861-11
9000952	6755	10455061	6424	10463046	7802-3	10463150	8103-11
9000959	6493	10455064	6474	10463047	7802-11	10463152	7901-2
9000960	6495	10455065	6483	10463048	7802-11	10463153	7901-2
9000962	6492	10455066	6476	10463049	7860-11	10463154	7819-11
9000964	6485	10455067	6475	10463050	7873-11	10463155	7937-11
9000965	6755	10455069	6473	10463052	7818-3	10463156	7864-2
9000966	6499	10455070	6416	10463055	7273-3	10463157	7968
9000973	6485	10455076	6418	10463056	7273-3	10463158	7861-11
9000975	6498	10455081	6473	10463057	7273-3	10463159	7802-11
9000976	6493	10455084	6474	10463058	7273-3	10463163	7860-3
9000977	6493	10455300	3838	10463058	7273-9	10463164	7861-7
9000979	6499	10455301	3510M	10463059	7273-3	10463165	7861-7
9000980	6499	10455305	3510M	10463060	7294-12	10463167	8103-11
9000989	6487	10455306	3733	10463061	7888-7	10463169	7860-11
9136093	17760	10455307	3686	10463062	7888-7	10463170	7860-11
10288764	13771	10455308	3510M	10463063	7864-11	10463171	7860-11
10311493	8241	10455314	4149	10463064	7888-3	10463172	7861-11
10327068	8287	10455343	3510M	10463065	7918-5	10463173	7888-11
10327069	8287	10455702	17091	10463069	7806-2	10463174	7860-7
10333165	8287	10455703	17579	10463070	7863-2	10463175	7933-11
10333166	8287	10455704	17129	10463071	7805-11	10463176	7939-3
10343535	8293	10455706	16868	10463076	7901-5	10463177	7801-7
10344573	13771	10455709	17579	10463077	8137-7	10463178	7860-7
10346705	8293	10456017	6310	10463078	7973	10463179	7802-11
10354847	11022	10456300	7818-3	10463079	7973	10463180	7802-11
10392759	8302	10456301	7818-3	10463081	7864-2	10463181	7861-11
10430484	7802-11	10456302	7817-7	10463085	7802-7	10463182	8103-11
10437987	8243-5	10456303	7818-7	10463086	7917-11	10463183	8166-11
10437988	8234-5	10456312	7819-11	10463088	7910-3	10463184	7860-11
10442782	8287	10456319	7805-11	10463089	7802-7	10463185	7802-3
10442783	8287	10456332	7812-11	10463090	7888-3	10463186	7802-11
10447094	8243-5	10456336	7863-2	10463091	7910-3	10463187	7860-7
10447095	8234-5	10463001	7861-11	10463092	7917-11	10463189	7969-2
10447096	8243-5	10463002	7861-11	10463094	7914-11	10463190	7966-2
10447097	8234-5	10463003	7801-3	10463095	7864-5	10463191	7984-7
10449257	8270-7	10463004	7801-3	10463096	7806-2	10463192	7985-11
10455001	6413	10463005	7802-7	10463097	7888-11	10463193	7863-2
10455003	17083	10463006	7802-7	10463098	7861-7	10463194	7864-2
10455004	6310	10463007	7888-11	10463099	7917-11	10463195	7864-5
10455006	6339	10463009	7859-7	10463100	7135	10463196	8134-7
10455007	6315	10463010	7859-7	10463101	7926-7	10463199	7955-7
10455008	6426	10463011	7858-11	10463102	7937-3	10463201	7918-7
10455009	6426	10463012	7858-11	10463103	7937-11	10463202	7901-7
10455010	6415	10463013	7860-11	10463104	7861-11	10463204	7864-5
10455011	6419	10463014	7860-11	10463105	7802-3	10463205	7802-11
10455012	6418	10463015	7858-11	10463106	7888-3	10463206	7860-11
10455013	6416	10463016	7860-11	10463108	7806-2	10463208	7801-7
10455015	6413	10463017	7860-11	10463109	7937-7	10463211	7860-11
10455016	6313	10463018	7801-11	10463110	7861-7	10463212	7861-11
10455018	6330	10463019	7801-11	10463111	7861-7	10463213	7864-5
10455019	6312	10463020	7860-3	10463114	7933-11	10463214	8103-7
10455020	6312	10463021	7860-3	10463116	7939-3	10463215	8103-7
10455021	6308	10463023	7860-11	10463117	7801-7	10463216	7984-2
10455022	6309	10463024	7888-7	10463118	7937-7	10463217	7984-5

## INTERCHANGE / REMPLACEMENT / INTERCAMBIO

Original No. No. Original No. Original	Reman Reman Reconstruido	Original No. No. Original No. Original	Reman Reman Reconstruido	Original No. No. Original No. Original	Reman Reman Reconstruido	Original No. No. Original No. Original	Reman Reman Reconstruido
<b>DELCO</b>		<b>DELCO</b>		<b>DELCO</b>		<b>DELCO</b>	
10463242	7901-2	10463413	8165-3	10463845	8221-5	10464447	8243-5
10463245	7861-7	10463415	8165-7	10463884	8156-3	10464448	8234-5
10463247	7819-11	10463416	7802-3	10463940	8227-5	10464449	8243-5
10463248	7937-11	10463417	8165-11	10463963	8220	10464450	8234-5
10463249	8009-5	10463418	8165-3	10463964	8156-3	10464453	8237
10463257	7864-2	10463419	8166-11	10463965	8155-3	10464455	8273
10463263	8103-7	10463421	8167-11	10463966	8224-11	10464456	8274
10463264	7933-11	10463422	8167-11	10464065	8155-3	10464457	8206-5
10463266	7901-2	10463423	8167-11	10464066	8156-3	10464462	8283
10463267	8106-7	10463424	7861-7	10464067	8155-3	10464465	8270-7
10463282	7521	10463424	8165-7	10464069	8223-7	10464468	8290
10463292	7546	10463425	8165-11	10464070	8242-5	10464476	8292
10463294	7969-2	10463426	8165-7	10464071	8222-3	10464477	8232
10463295	7966-2	10463440	8158-5	10464072	8224-11	10464481	8247
10463296	7984-2	10463441	7901-11	10464073	8224-11	10464482	8284
10463297	7985-11	10463441	8214-11	10464074	8156-3	10464485	8277
10463298	8134-7	10463442	7966-2	10464075	8200-11	10464486	8278
10463307	7135	10463443	8160-11	10464076	8213-7	10464491	8245
10463308	7157	10463445	7861-3	10464077	8194-7	10464492	8286
10463309	7134-12	10463446	8119-7	10464078	8188-11	10464493	8293
10463313	7278-12	10463447	8179-7	10464079	8226-11	10464581	8236
10463323	7804-11	10463522	8163-11	10464080	8226-11	10465001	6407
10463330	7806-2	10463523	8172-7	10464081	8203-5	10465008	6312
10463335	7901-11	10463525	8103-11	10464082	8209-5	10465009	6407
10463336	7901-2	10463530	8169-11	10464084	8231-5	10465013	6468
10463337	7901-7	10463531	8169-7	10464085	8233-7	10465014	6469
10463338	8112-5	10463532	8169-7	10464086	8224-11	10465018	6339
10463339	7861-11	10463533	8218-2	10464087	8199-2	10465020	6330
10463341	8130-11	10463534	8173-2	10464088	8226-11	10465021	6401
10463342	7985-2	10463535	8175-11	10464089	8226-11	10465022	6401
10463343	8136-2	10463564	8130-11	10464090	8246-5	10465023	6413
10463344	7939-3	10463604	8189-7	10464094	8225-7	10465024	17091
10463345	8103-11	10463605	8190-11	10464097	8230-7	10465025	3686
10463357	7278-12	10463606	8191-5	10464392	7288-12	10465026	6573
10463358	7819-11	10463624	8217-3	10464395	8241	10465027	6339
10463366	8113-11	10463625	8192-5	10464396	8236	10465028	6339
10463367	7860-3	10463630	8200-11	10464401	8230-7	10465029	6315
10463369	8137-11	10463631	8160-7	10464402	8242-5	10465030	6426
10463370	7860-11	10463632	8160-5	10464403	8248-11	10465031	6413
10463374	7937-3	10463634	8193-5	10464405	8237	10465032	6313
10463375	8114-3	10463636	8203-5	10464406	8235	10465033	6310
10463376	7861-7	10463637	8204-11	10464407	8242-5	10465034	6312
10463377	8127-11	10463638	8197-7	10464408	8244	10465035	6312
10463385	8170-11	10463639	8199-2	10464409	8224-11	10465036	6308
10463386	8163-2	10463640	8202-7	10464410	8275-2	10465037	6309
10463387	8165-7	10463643	8171-7	10464411	8276-7	10465038	16868
10463388	7860-11	10463646	8174-5	10464412	8243-5	10465039	6426
10463389	8165-3	10463651	8206-5	10464413	8234-5	10465043	6573
10463390	8156-3	10463652	8206-5	10464414	8249-7	10465053	6468
10463391	8137-11	10463653	8156-3	10464415	8243-5	10465054	6469
10463393	8165-11	10463654	8155-3	10464416	8234-5	10465061	6419
10463397	7273-3	10463655	7273-9	10464417	8220	10465062	6424
10463397	7273-9	10463661	7937-11	10464418	8224-11	10465065	6416
10463397	7273-12	10463677	8173-2	10464419	8222-3	10465066	6431
10463397	7273-R	10463678	8112-5	10464420	8224-11	10465067	6401
10463397	7294-3	10463679	8173-2	10464423	8228-7	10465096	6415
10463397	7294-6	10463680	8172-7	10464424	8270-7	10465097	6418
10463397	7294-9	10463681	8213-7	10464425	8243-5	10465098	6415
10463397	7294-12	10463685	8208-2	10464426	8226-11	10465099	6426
10463398	8128	10463686	8219-5	10464427	8270-7	10465100	6426
10463399	8128	10463687	8209-5	10464428	8294	10465101	6424
10463400	8130-11	10463688	8216-5	10464429	8234-5	10465102	6413
10463401	8169-11	10463689	8188-11	10464430	8277	10465143	6442
10463402	8169-11	10463690	8206-5	10464431	8275-2	10465144	6443
10463404	8119-7	10463691	8194-7	10464432	8276-7	10465149	3300
10463405	8156-3	10463692	8203-5	10464433	8231-5	10465156	6431
10463406	8160-5	10463693	8204-11	10464434	8294	10465167	6449
10463407	8160-7	10463838	8223-7	10464437	8272-11	10465168	6469
10463408	8160-11	10463839	8228-7	10464439	8245	10465170	6343
10463409	8183-5	10463840	8229-7	10464440	8286	10465293	6470
10463410	8113-11	10463842	8222-3	10464441	8235	10465294	6471
10463411	8171-7	10463843	8224-11	10464442	8278	10465296	6468
10463412	8155-3	10463844	8213-7	10464443	8237	10465298	6445

# INTERCHANGE / REMPLACEMENT / INTERCAMBIO

Original No. No. Original No. Original	Reman Reman Reconstruido	Original No. No. Original No. Original	Reman Reman Reconstruido	Original No. No. Original No. Original	Reman Reman Reconstruido	Original No. No. Original No. Original	Reman Reman Reconstruido
<b>DELCO</b>		<b>DELCO</b>		<b>DELCO</b>		<b>DELCO</b>	
10465309	6472	10479866	7290-3	10480072	8160-11	10480228	8220
10465312	6415	10479867	7290-12	10480074	8190-11	10480229	8247
10465313	6424	10479868	7288-12	10480076	8199-2	10480233	8155-3
10465384	6481	10479869	7290-3	10480077	8204-11	10480234	8237
10465385	6482	10479870	7934-12	10480078	8208-2	10480235	8155-3
10465385	6492	10479874	7802-11	10480079	8197-7	10480236	8156-3
10465386	6480	10479881	8160-5	10480082	8165-3	10480237	8156-3
10465389	6483	10479883	7802-11	10480084	8165-7	10480238	8156-3
10465391	6424	10479884	7918-7	10480086	8165-11	10480240	8224-11
10465393	6419	10479891	8112-5	10480087	8165-3	10480241	8245
10465394	6312	10479895	7860-7	10480088	8166-11	10480244	8244
10465396	6416	10479896	7861-7	10480090	8167-11	10480250	8223-7
10465407	6573	10479897	7939-3	10480091	8167-11	10480251	8231-5
10465421	6484	10479898	7801-7	10480092	8167-11	10480252	8233-7
10465422	6486	10479901	8103-11	10480094	8165-7	10480254	8231-5
10465435	6418	10479902	7860-11	10480095	8128	10480255	8203-5
10465459	6481	10479903	7860-7	10480096	8128	10480259	8222-3
10465462	6485	10479904	7864-2	10480097	8165-11	10480260	8224-11
10465463	6488	10479905	7860-7	10480099	8165-11	10480262	8224-11
10465474	3210	10479906	7861-11	10480104	8165-7	10480263	8156-3
10465490	6415	10479907	7864-5	10480105	8130-11	10480264	8200-11
10465491	6474	10479909	7860-11	10480111	8172-7	10480265	8225-7
10465492	6476	10479910	7860-11	10480114	8169-11	10480267	8209-5
10465493	6475	10479911	7860-11	10480115	8169-11	10480278	8213-7
10465494	6473	10479912	7861-11	10480116	7966-2	10480279	8194-7
10465519	6491	10479913	7860-11	10480119	8156-3	10480280	8294
10465520	6485	10479915	7287-12	10480120	8191-5	10480282	8188-11
10465521	6480	10479916	7288-12	10480121	8119-7	10480288	8283
10465523	6471	10479920	7860-3	10480122	8214-11	10480289	8199-2
10465525	6484	10479921	7861-7	10480127	8103-11	10480292	8243-5
10465527	6490	10479922	7861-7	10480130	8203-5	10480296	8226-11
10465542	6491	10479923	8239	10480131	8119-7	10480297	8226-11
10465546	6472	10479937	7801-7	10480133	8219-5	10480299	8230-7
10465547	6482	10479938	7801-7	10480134	8169-11	10480301	8224-11
10465548	6489	10479954	8103-7	10480135	8193-5	10480303	8278
10465550	6492	10479962	8103-7	10480136	8169-7	10480307	8224-11
10465551	6493	10479963	7933-11	10480137	8169-7	10480308	8242-5
10465553	6480	10479966	7984-5	10480138	8218-2	10480310	8226-11
10465554	6449	10479974	7860-3	10480139	8173-2	10480311	8226-11
10465555	6486	10479981	8160-5	10480156	8209-5	10480313	8226-11
10465558	6471	10479984	8160-7	10480157	8217-3	10480317	8249-7
10465560	6492	10479993	7861-11	10480167	8206-5	10480318	8270-7
10465561	6489	10479994	7861-11	10480168	8206-5	10480320	8228-7
10465577	6485	10479995	8127-11	10480170	8216-5	10480321	8275-2
10465578	6449	10479996	8170-11	10480171	8192-5	10480322	8276-7
10465579	6489	10479997	7861-11	10480172	8202-7	10480326	8247
10465582	6490	10479998	8130-11	10480176	8174-5	10480330	8243-5
10465587	6497	10480008	7969-2	10480177	8188-11	10480331	8234-5
10477080	7294-6	10480009	7966-2	10480181	8171-7	10480332	8230-7
10479621	6573	10480010	7984-2	10480182	8200-11	10480336	8270-7
10479801	7861-7	10480011	7985-11	10480184	8228-7	10480338	8236
10479802	7861-7	10480012	8134-7	10480186	8174-5	10480340	8294
10479805	8106-7	10480017	8160-11	10480187	8160-7	10480341	8241
10479806	7860-3	10480018	8183-5	10480188	8160-5	10480342	8242-5
10479807	7861-7	10480019	8113-11	10480189	8160-11	10480343	8242-5
10479808	7861-7	10480024	8163-2	10480190	8160-11	10480344	8236
10479809	7901-7	10480025	8171-7	10480191	8223-7	10480346	8243-5
10479814	7860-11	10480027	8103-11	10480192	8221-5	10480347	8248-11
10479815	7819-11	10480028	8165-7	10480195	8156-3	10480348	8234-5
10479816	7937-11	10480033	7985-2	10480196	8155-3	10480351	8224-11
10479823	7134-9	10480034	8136-2	10480198	8206-5	10480352	8234-5
10479825	7134-12	10480035	8137-11	10480200	8173-2	10480353	8222-3
10479826	7134-12	10480036	7860-11	10480201	8112-5	10480354	8224-11
10479827	7134-12	10480037	7939-3	10480202	8173-2	10480357	8277
10479833	7134-9	10480040	8103-11	10480203	8172-7	10480361	8275-2
10479844	8009-5	10480043	8158-5	10480204	8194-7	10480362	8276-7
10479847	7901-5	10480052	8155-3	10480205	8213-7	10480363	8213-7
10479850	7273-R	10480055	8189-7	10480206	8203-5	10480366	8226-11
10479855	7864-5	10480065	8200-11	10480207	8229-7	10480368	8235
10479858	7291-12	10480067	8179-7	10480211	8204-11	10480377	11059
10479860	7290-12	10480068	7860-11	10480217	8222-3	10480378	8272-11
10479862	7854-9	10480069	8165-3	10480218	8224-11	10480384	8239
10479865	7290-12	10480071	8156-3	10480227	8213-7	10480388	8247

## INTERCHANGE / REMPLACEMENT / INTERCAMBIO

Original No. No. Original No. Original	Reman Reman Reconstruido	Original No. No. Original No. Original	Reman Reman Reconstruido	Original No. No. Original No. Original	Reman Reman Reconstruido	Original No. No. Original No. Original	Reman Reman Reconstruido
<b>DELCO</b>		<b>DELCO</b>		<b>DELCO</b>		<b>DELCO</b>	
10480390	8237	10497110	7812-11	19133953	6313	21020854	8215
10480409	8239	10497111	7806-2	19134005	6723	21020892	6433
10480411	8245	10497112	7820-11	19135434	6442	21020893	6433
10480414	8286	10497113	7820-11	19135633	17760	21021310	8215
10480428	8235	10497114	7820-11	19136124	3300	21021366	6433
10480453	8220	10497115	7820-11	19136125	3502	21021447	8215
10480476	8273	10497118	7801-3	19136126	6319	21021648	6433
10480485	11060	10497119	7801-3	19136131	3508	21022772	8215
10480486	11061	10497120	7802-7	19136132	3510M	21022893	8215
10480487	11249	10497121	7802-7	19136133	3510	21022992	8232
10480493	11158	10497122	7804-11	19136139	3535	21023515	8215
10480494	11472	10497123	7805-5	19136141	6327	21023516	8215
10480497	8296	10497144	7888-7	19136142	6316	21023702	8215
10495382	7127-3	10497145	7803-7	19136147	3562	21023724	8215
10495384	7145-12	10497165	6343	19136148	6312	21023969	8232
10495385	7137-6	10497176	7805-5	19136149	6319	21024485	8232
10495386	7134-6	10497396	6330	19136150	6312	21024486	8232
10495387	7134-12	10497425	7273-9	19136153	3725	21024726	8232
10495388	7134-12	12303394	3686	19136156	3631	21024727	8232
10495389	7134-6	12303442	3633	19136158	3635	21025094	8232
10495396	6330	12303573	3696	19136158	3686	21025339	8232
10495397	6312	12304044	3664	19136169	3664	22511854	16871
10495398	6312	12304203	3631	19136183	3725	22522853	16871
10495418	7273-3	12304737	3630	19136187	6343	22674550	13805
10495419	7292-9	12304738	3686	19136189	3838	24507409	6476
10495420	7292-9	12304795	3630	19136196	6305	24507410	6473
10495421	7273-3	12304989	3664	19136198	6308	25744162	8284
10495422	7273-3	12305295	3696	19136199	6309	25744163	8277
10495422	7273-6	12323748	4162	19136200	6310	25744164W	8245
10495423	7278-9	12520253	13989	19136202	6315	25744165A	8286
10495423	7278-12	12558851	6483	19136202	6327	25869451	8302
10495424	7278-12	12563916	6480	19136203	6316	25877026	8301
10495425	7273-9	12567398	6472	19136205	6319	88861935	6494
10495426	7273-9	12571039	6480	19136207	6331	88863064	3510M
10495427	7273-9	12571839	6480	19136207	6426	88863065	3510
10495428	7273-3	12574904	6472	19136208	6339	88927881	6433
10495429	7273-12	12594490	6783	19136209	6343	88927882	6445
10495430	7273-6	15062413	8290	19136210	6407	89016660	6415
10495431	7273-6	15093928	8301	19136211	6413	89017412	6492
10495432	7273-6	15162839	8290	19136213	6418	89017414	6499
10495433	7273-3	15200109	8292	19136214	6419	89017440	6494
10495434	7273-3	15200110	8497	19136215	6424	89017441	6485
10495435	7273-3	15200268	8302	19136216	6331	89017442	6492
10495524	6331	15225927	8302	19136216	6426	89017443	6493
10496524	6331	15225928	8498	19136217	6431	89017452	6484
10496868	3629	15226003	8292	19136218	6471	89017468	6472
10496869	3633	15263858	8302	19136219	6449	89017491	6498
10496870	3631	15288860	8499	19136220	6468	89017523	6493
10496871	3838	15288861	8299	19136221	6469	89017557	6499
10496872	3800	15744910	8284	19136222	6470	89017637	6495
10496873	3510M	15744913	8277	19136223	6471	89017664	6940
10496874	3508	15750871	8237	19136224	6472	89017714	6491
10496875	3508M	15754097	8292	19136225	6473	89017715	6484
10496876	3686	15754097A	8292	19136226	6474	89017754	6783
10496877	3635	15754097M	8292	19136227	6475	89017755	6786
10496880	3533	15754097W	8292	19136228	6476	89017760	6756
10496882	3300	15755616	8247	19136229	6480	89017830	6472
10496883	3300	15755616W	8247	19136230	6481	89017844	6757
10496888	6310	15757624	8206-5	19136231	6492	89017845	6785
10496889	6310	15760058	8283	19136232	6483	89017846	6782
10496890	6315	15768315	8233-7	19136233	6484	89017847	6941
10497074	7273-12	15768829	8273	19136234	6485	89018113	6944
10497075	7278-6	15768830	8274	19136235	6486	89018123	6494
10497076	7273-9	15845337	8489	19136238	6489	89060407	6947
10497077	7273-12	15845338	8489	19136239	6499	94207358	14222
10497078	7278-6	15857608	8301	19136240	6491	96408588	8484
10497079	7294-3	15857609	8302	19136241	6492	96473777	6724
10497081	7294-9	15905871	8301	19136242	6493	191362121	6416
10497082	7830-9	15905872	8302	19168042	6757	CM9805	6471
10497106	7820-11	18000002	8292	21019217	13805	CM9806	6472
10497107	7805-11	19011812	17215	21019219	6487		
10497108	7805-11	19133917	6312	21019221	17760		
10497109	7812-11	19133934	6415	21020761	6445		

**DUCELLIER**  
**SEE VALEO**



# INTERCHANGE / REMPLACEMENT / INTERCAMBIO

Original No. No. Original No. Original	Reman Reman Reconstruido	Original No. No. Original No. Original	Reman Reman Reconstruido	Original No. No. Original No. Original	Reman Reman Reconstruido	Original No. No. Original No. Original	Reman Reman Reconstruido
<b>FIAT</b>		<b>FIAT</b>		<b>FORD</b>		<b>FORD</b>	
3917420	16445	46231527	16593	1R3U-10300-AD	8266	3C3Z-10346-EA	8306
4112049	16380	46231528	16593	1R3Z-10346-A	8266	3C3Z-11002-AA	6670
4142222	16256	60513063	13375	1S41-10300-AA	8260	3F1T-10300-AA	8521
4152101	13075	60513444	13375	1S41-10300-BB	8261	3F1U-10300-AA	8268
4152612	13075	60521584	16532	1S7T-10300-AA	8439	3F1Z-10346-AB	8268
4156064	16257	60585343	17225	1S7T-10300-BC	8440	3F2U-10300-AA	8408
4198226	16256	61664307	14057	1S7T-10300-BD	8440	3F2Z-10346-AA	8408
4198600	16465	77138430	16257	1S7Z-10346-AA	8439	3L54-11000-AA	3272
4198601	16465	77211430	16257	1S7Z-10346-BC	8440	3L5Z-11002-AA	3272
4220995	16380	77387430	16593	1W4U-11000-CA	6652	3L74-10300-AA	8303
4242730	13075	77716430	16257	1X43-10300-BD	13925	3L74-10300-BA	8303
4262641	16257	82300531	14057	1X43-10300-CB	13926	3L74-10300-BB	8303
4263584	13075	82301308	16257	1X4U-11000-AA	6656	3L74-10346-AA	8303
4263983	13075	82329731	16257	2C24-11000-AA	6669	3L7Z-10346-AA	8303
4294494	16257	82331598	14057	2C2U-10300-BB	7776	3L7Z-10346-BA	8303
4294495	16257	82345422	14057	2C3T-11000-AA	6669	3M5T-10300-SC	11054
4330483	14057	82350477	14057	2C3U-10300-AA	8310	3M5T-10300-SD	11054
4335424	14057	82357752	16257	2C3U-10300-AB	8310	3M5T-10300-UA	11093
4367018	16257	82357795	14057	2C3U-10300-BB	8316	3M5T-11000-EA	17979
4376376	14045	82391087	14057	2C3U-10300-BC	8316	3M81-11002-BB	17908
4379899	14057	9949609	33292	2C3U-10300-CB	8317	3R3U-10300-AA	8436
4379901	14057	9153695180	16619	2C3U-10300-CC	8317	3R3Z-10346-AB	8436
4380114	13131	9563580480	14610	2C3Z-10346-AA	8310	3R83-11000-AA	6651
4392459	16593	9615736380	14610	2C3Z-10346-AB	8310	3R83-11000-AB	6651
4393206	14057			2C3Z-10346-BA	8316	3S4T-11000-AB	6674
4395131	14294	<b>FORD</b>		2C3Z-10346-BB	8316	3S4T-11000-AC	6674
4412878	16593	2900639	5838	2C3Z-10346-CA	8317	3S4Z-11002-AB	6674
4419793	14295	2900640	5838	2C3Z-10346-CB	8317	3W1U-10300-AA	8313
4419794	14295	2900642	5838	2C3Z-11002-AA	6669	3W1U-10300-AB	8313
4421708	16257	2900643	5838	2C6U-10300-AB	8300	3W1U-10300-BB	8315
4423623	14057	2900644	5838	2C6U-10300-BA	8311	3W1Z-10346-AA	8313
4424346	14057	2900645	5838	2C6Z-10346-AA	8300	3W1Z-10346-BA	8315
4424546	14057	2900646	5838	2C6Z-10346-BA	8311	3W3U-10300-AA	8314
4427256	14057	2900694	5838	2F1U-10300-BA	8269	3W3Z-10346-AA	8314
4434084	14294	1C24-11000-AA	6669	2F1U-10300-BB	8269	3W4T-10300-AG	13978
4435660	16593	1C2Z-11002-AA	6669	2F1U-10300-DA	8268	3W4T-10300-AH	13978
4449602	14295	1C3U-11000-AA	6669	2F1Z-10346-BA	8269	3W4T-10300-BF	11000
4470266	14294	1C3U-11000-AB	6669	2F1Z-10346-DA	8268	3W4T-10300-BH	11000
4474524	14057	1C3U-11000-AC	6669	2L3U-10300-BB	7776	3W4Z-10346-AA	13978
4474525	14057	1C3U-11000-AD	6669	2L7U-10300-AA	8305	3W4Z-10346-BA	11000
4474558	13131	1C3U-11000-AE	6669	2L7U-10300-BA	8305	4C3T-10300-AA	8306
4474566	13131	1C3Z-11002-AA	6669	2L7U-10300-BB	8305	4C3T-10300-BA	8307
4474724	14045	1F1U-11000-AA	6643	2L7Z-10346-AA	8305	4C3T-10300-BB	8307
4474726	14045	1F1Z-11002-AA	6643	2L7Z-10346-BA	8305	4C3Z-10346-AA	8306
4474762	16257	1L2U-10300-AA	7787	2L7Z-10346-BB	8305	4C3Z-10346-BA	8307
4474904	13075	1L2U-10300-AB	7787	2M5V-10300-AA	8418	4F1T-10300-AA	8521
4474933	13131	1L2U-11000-AA	6658	2M5Z-10346-AB	8418	4F2Z-11002-AA	6678
4475025	16257	1L2U-11000-AB	6658	2MSU-10300-AA	8418	4G7U-10300-AA	7787
4475036	13075	1L2Z-10346-AB	7787	2R3V-10300-AA	8312	4G7V-11000-AC	6690
4475130	16257	1L2Z-11002-AA	6658	2R3V-10300-BA	8304	4G7Z-10346-AA	7787
4475131	16257	1L3T-10300-AB	8251	2R3Z-10346-AA	8312	4G7Z-11002-AA	6690
4476376	14045	1L5T-11000-AA	6657	2R3Z-10346-BA	8304	4L2T-10300-DB	8446
5927869	14057	1L5U-10300-AB	8265	2R3Z-10346-BB	8304	4L2T-10300-DD	8446
5940097	13236	1L5U-10300-AC	8265	2W93-10300-AA	13979	4L2Z-10346-DA	8446
5940098	13236	1L5U-10300-AD	8265	2W93-10300-AB	13979	4L34-11000-AA	6646
5955503	14294	1L5U-10300-AE	8265	3C24-11000-AA	3268	4L3U-10300-BA	8318
5955504	14294	1L5U-10300-BA	8258	3C24-11000-CA	3267	4L3U-10300-BB	8318
5958565	14057	1L5U-10300-BB	8258	3C2Z-11002-AA	3268	4L3Z-10346-BA	8318
5960292	14057	1L5Z-10346-AA	8265	3C2Z-11002-CA	3267	4L3Z-10346-BB	8318
5967595	14294	1L5Z-10346-BA	8258	3C3T-10300-AA	8306	4R3T-10300-AA	8437
5967596	14294	1L5Z-11002-AA	6657	3C3T-10300-AC	8306	4R3T-10300-AB	8437
5992148	14057	1L8U-10300-AB	8264	3C3T-10300-BA	8307	4R3T-10300-BB	8516
5992151	14057	1L8U-10300-AC	8264	3C3T-10300-BB	8307	4R3T-11000-AA	3273
5992154	14057	1L8U-10300-CD	8259	3C3T-10300-CA	8308	4R3T-11000-AB	3273
5998994	14294	1L8U-10300-CE	8259	3C3T-10300-CB	8308	4R3Z-10346-AA	8437
7546759	14294	1L8U-10300-DD	8259	3C3T-10300-DA	8310	4R3Z-10346-BB	8516
7547791	14294	1L8U-10300-DE	8259	3C3T-10300-EA	8306	4R3Z-11002-AA	3273
7565398	14294	1L8Z-10346-AB	8264	3C3U-11000-AB	6670	4R3Z-11002-CA	3267
7565559	14294	1L8Z-10346-CB	8259	3C3U-11000-AC	6670	4S4T-10300-AC	8406
7565560	14057	1L8Z-10346-DA	8259	3C3Z-10346-AA	8306	4S4T-10300-BC	8407
7580208	14294	1R3U-10300-AA	8266	3C3Z-10346-BA	8307	4S4T-10300-BD	8407
7713061	13242	1R3U-10300-AB	8266	3C3Z-10346-CA	8308	4S4T-11000-AA	6674
7727534	17222	1R3U-10300-AC	8266	3C3Z-10346-DA	8310	4S4Z-10346-AB	8406

# INTERCHANGE / REMPLACEMENT / INTERCAMBIO

Original No. No. Original No. Original	Reman Reman Reconstruido	Original No. No. Original No. Original	Reman Reman Reconstruido	Original No. No. Original No. Original	Reman Reman Reconstruido	Original No. No. Original No. Original	Reman Reman Reconstruido
<b>FORD</b>		<b>FORD</b>		<b>FORD</b>		<b>FORD</b>	
4S4Z-10346-BA	8407	5S4Z-10346-DA	8402	6L34-11000-CA	6646	79BB-10300-AD	14048
4S4Z-10346-BB	8407	5S4Z-10346-DB	8402	6L3T-10300-BA	8447	7C2T-10300-AA	8473
4S4Z-11002-AA	6674	5S4Z-11002-A	6674	6L3T-10300-CA	8319	7C2Z-10346-AA	8473
4W4T-10300-AA	13978	5W1T-10300-AB	8472	6L3Z-10346-AA	8318	7C3T-10300-CA	8522
4W4T-10300-BA	11000	5W1Z-10346-AA	8472	6L3Z-10346-BA	8447	7C3T-10300-EE	11290
4W4Z-10346-AA	13978	5W4Z-11002-A	6652	6L3Z-10346-CA	8319	7C3T-10300-FB	11291
4W73-10300-AC	11026	69EB-10002-C1	15017	6L3Z-11002-CA	6646	7C3T-11000-AA	6675
4W7Z-10346-AC	11026	6C2T-10300-BA	7764	6L3Z-11002-DA	6647	7C3T-11000-AB	6675
500E-10000	15017	6C2T-10300-CA	8445	6L5T-10300-AA	8518	7C3Z-10346-A	11291
5C2T-10300-BC	7764	6C2T-10300-DA	8307	6L5T-10300-BA	8520	7C3Z-10346-CA	8522
5C2T-10300-CA	8445	6C2T-10300-EB	8477	6L5T-11000-AA	6657	7C3Z-10346-EA	11290
5C2Z-10346-AA	7764	6C2T-11000-AA	6670	6L5T-11000-CA	3240	7C3Z-11002-AA	6675
5C2Z-10346-BA	7764	6C2T-11000-CA	3267	6L5Z-10346-AA	8518	7E5T-10300-AA	11172
5C2Z-10346-CA	8445	6C2Z-10346-BA	7764	6L5Z-10346-BA	8520	7E5T-10300-BA	11173
5C3T-10300-AA	8429	6C2Z-10346-CA	8445	6L5Z-11002-AA	6657	7E5T-10300-BB	11173
5C3T-10300-AC	8429	6C2Z-10346-DA	8307	6L5Z-11002-BA	3272	7H6T-11000-AC	17947
5C3T-10300-BA	8478	6C2Z-10346-EA	8477	6L5Z-11002-CA	3240	7H6T-11000-AD	17947
5C3T-10300-DB	8479	6C2Z-11002-AA	6670	6L7T-10300-AA	8443	7H6T-11000-AE	17947
5C3Z-10346-AA	8429	6C2Z-11002-BA	3267	6L7T-10300-BA	8444	7H6Z-11002-A	17947
5C3Z-10346-BA	8478	6C2Z-11002-CA	3267	6L7Z-10346-A	8443	7L14-11000-AA	6646
5C3Z-10346-DA	8479	6C3T-10300-AA	8429	6L7Z-10346-B	8444	7L1Z-11002-A	6646
5F9T-10300-AC	8442	6C3T-10300-BA	8478	6L8T-10300-AB	8474	7L3T-10300-AA	8318
5F9T-10300-BB	11238	6C3T-10300-DA	8479	6L8T-10300-BB	8405	7L3Z-10300-BA	8447
5F9T-11000-AA	6677	6C3T-11000-BA	6646	6L8T-10300-CB	8404	7L3Z-10346-A	8318
5F9Z-10346-AA	8442	6C3Z-10346-A	8429	6L8T-10300-KA	8403	7L3Z-10346-B	8447
5F9Z-10346-BA	11238	6C3Z-10346-BA	8478	6L8T-11000-AA	6676	7L7T-10300-AB	11430
5F9Z-11002-AA	6677	6C3Z-10346-DA	8479	6L8Z-10346-AB	8474	7L7T-10300-AC	11431
5L2T-10300-AA	8519	6C3Z-11002-BA	6646	6L8Z-10346-BB	8405	7L7Z-10346-A	11430
5L2T-11000-AA	3273	6E5T-10300-AB	11172	6L8Z-10346-CB	8404	7L7Z-10346-B	11431
5L2Z-10346-AA	8519	6E5T-10300-AD	11172	6L8Z-10346-KA	8403	7R3T-10300-DA	8516
5L2Z-11002-AA	3273	6E5T-10300-BA	11173	6L8Z-10346-LA	8405	7R3Z-10346-A	8517
5L34-11000-AA	6646	6E5T-10300-BD	11173	6L8Z-10346-MA	8404	7R3Z-10346-B	8516
5L3T-10300-BA	8447	6E5T-11000-AB	17944	6M5T-10300-SA	11347	7R3Z-11002-A	3273
5L3T-10300-BB	8447	6E5T-11000-BA	17945	6R3T-11000-CA	6646	7S4T-10300-AA	8406
5L3T-10300-BC	8447	6E5T-11000-BB	17945	6R3Z-10346-A	8437	7S4Z-10346-A	8406
5L3T-10300-CA	8447	6E5T-11000-BC	17945	6R3Z-10346-DA	8516	7S4Z-10346-B	8513
5L3Z-10346-BA	8447	6E5Z-10346-AA	11172	6R3Z-11002-A	6646	7T4T-10300-AD	11268
5L3Z-10346-BC	8447	6E5Z-10346-BA	11173	6S4T-10300-AD	8406	7T4T-10300-AE	11268
5L3Z-11002-A	6646	6E5Z-11002-AA	17944	6S4T-10300-CC	8511	7T4Z-10346-A	11268
5L3Z-11002-B	6647	6E5Z-11002-BA	17945	6S4T-10300-DC	8512	81AB-10300-UB	14048
5L7T-10300-BB	8444	6F1T-10300-AA	8521	6S4T-11000-DA	6674	81AB-11000-BA	16530
5L7T-10300-CB	8443	6F1T-11000-AA	6642	6S4Z-10346-AA	8406	81AB-11000-CA	16530
5L7Z-10346-BA	8444	6F1Z-10346-A	8521	6S4Z-10346-CA	8511	81AX-11000-BA	16530
5L7Z-10346-CA	8443	6F1Z-11002-AA	6642	6S4Z-10346-DA	8512	81GB-10300-AA	14048
5L8T-10300-KC	8403	6F2T-11000-AB	6678	6S4Z-11002-AA	6674	82FB-10300-BA	13107
5L8T-10300-KD	8403	6F2Z-10346-BA	8408	6W1T-11000-AA	3267	82FB-10300-BB	13107
5L8T-10300-LA	8405	6F2Z-11002-AA	6678	6W1Z-10346-AA	8472	83AB-10300-AA	13107
5L8T-10300-LC	8405	6F9T-10300-AA	8442	6W1Z-11002-AA	3267	83AB-10300-AB	13107
5L8T-10300-MC	8404	6F9T-10300-AC	8442	6W4T-10300-AA	13978	83BB-10300-DA	13107
5L8T-11000-AC	6676	6F9T-10300-DA	11238	6W4T-11000-AA	6652	83BB-10300-DB	13107
5L8U-10300-AA	8259	6F9Z-10346-AA	8442	6W4Z-10346-AA	13978	83BB-10300-DC	13107
5L8U-10300-AB	8259	6F9Z-11002-AA	6677	6W4Z-11002-AA	6652	83BB-10300-HA	13107
5L8Z-10346-AA	8259	6G9N-10300-LA	11345	6W7T-10300-AB	11543	83BX-10300-DC	13107
5L8Z-10346-AB	8259	6G9N-10300-MA	11346	6W7Z-10346-AA	11543	83FB-11000-AA	16530
5L8Z-10346-BA	8403	6G9N-10300-XC	11346	6W83-10300-AA	13979	84AB-10300-DA	14048
5L8Z-10346-CA	8405	6G9N-11000-CC	19033	715F-10300-BB	14048	84BB-10300-AB	14048
5L8Z-10346-DA	8404	6G9N-11000-CD	19033	71BB-11000-AA	16539	84FB-11000-BA	16530
5L8Z-11002-AA	6676	6G9N-11000-EB	6935	71BB-11000-BA	16405	84FX-11000-BA	16530
5R3Z-11002-A	6646	6G9N-11000-LA	19095	71EB-11000-BA	16539	85BB-10300-CA	13107
5S4T-10300-AB	8406	6G9N-11000-LB	19095	73GB-11000-AA	16539	85BB-10300-EA	13107
5S4T-10300-AC	8406	6G9N-11000-LC	19095	74EB-11000-AA	16405	85BX-10300-CA	13107
5S4T-10300-BB	8407	6L2T-10300-AB	8448	74EB-11000-BA	16539	85GB-10300-LA	14944
5S4T-10300-BD	8407	6L2T-10300-AD	8448	75EB-10300-EA	14048	85GB-11000-EA	16405
5S4T-10300-CA	8401	6L2T-10300-BA	8519	76BB-10300-DA	14048	85GX-11000-EA	16405
5S4T-10300-CB	8401	6L2T-11000-AA	3273	76BB-10300-GA	14048	86AB-10300-AA	13107
5S4T-10300-DA	8402	6L2T-11000-BB	6658	76BB-10300-GB	14048	86AB-10300-AD	14048
5S4T-10300-DB	8402	6L2T-11000-CA	3273	76BB-10300-KC	14048	86AB-10300-DA	13107
5S4T-10300-DC	8402	6L2Z-10346-A	8448	76BB-11000-AA	16405	86AB-10300-DB	14048
5S4T-11000-AA	6674	6L2Z-10346-AA	8448	76EB-11000-AA	16539	86GB-11000-JA	17011
5S4Z-10346-A	8406	6L2Z-10346-BA	8519	77FB-10300-KA	14048	86GB-11000-JB	17011
5S4Z-10346-BA	8407	6L2Z-11002-AA	3273	78FB-10300-AA	14048	89JA-10300-AA	13300
5S4Z-10346-CA	8401	6L2Z-11002-BA	6658	79BB-10300-AA	14048	8A01-18-40SA	3261
5S4Z-10346-CB	8401	6L2Z-11002-C	3273	79BB-10300-AC	14048	8A03-18-40SB	6656

## INTERCHANGE / REMPLACEMENT / INTERCAMBIO

Original No. No. Original No. Original	Reman Reman Reconstruido	Original No. No. Original No. Original	Reman Reman Reconstruido	Original No. No. Original No. Original	Reman Reman Reconstruido	Original No. No. Original No. Original	Reman Reman Reconstruido
<b>FORD</b>		<b>FORD</b>		<b>FORD</b>		<b>FORD</b>	
8A4T-10300-AC	11271	9C2Z-10346-C	11434	C1TF-10000-H	5838	C3SF-10300-B	7051
8A4Z-10346-A	11271	9C2Z-11002-A	3267	C1TF-10000-K	5838	C3SF-10346-B	7051
8E5T-11000-AA	17944	9C3T-10300-AB	11293	C1TF-10000-L	5838	C3SF-11001-A	3123
8E5T-11000-BA	17945	9C3Z-10346-A	11293	C1TF-10000-M	5838	C3SZ-10346-B	7051
8G1T-10300-AC	11273	9L2T-10300-BA	11275	C1TF-10000-N	5838	C3TF-10000-E	5838
8G1T-11000-AA	6692	9L2Z-10346-A	11433	C1TF-10002-A	5838	C3TF-10000-F	5838
8G1T-11000-AB	6692	9L2Z-10346-B	11275	C1VF-11001-D	3131	C3TF-10000-G	5838
8G1Z-10346-A	11273	9L34-11000-AB	6646	C2AF-10000-C	5838	C3TF-10000-H	5838
8G1Z-11002-A	6692	9L3T-10300-BB	11204	C2AF-10000-D	5838	C3TF-10000-J	5838
8G1Z-11002-B	6692	9L3T-10300-CB	11292	C2AF-10000-E	5838	C3TF-10000-K	5838
8L8T-10300-AA	11270	9L3Z-10346-A	11368	C2AF-10000-F	5838	C3TF-10000-L	5838
8L8T-10300-CA	11269	9L3Z-10346-B	11204	C2AF-11001-A	3123	C3TF-10300-A	7051
8L8Z-10346-A	11270	9L3Z-10346-C	11292	C2AF-11001-B	3123	C3TF-10300-C	7051
8L8Z-10346-B	11269	9L3Z-11002-A	6646	C2AF-11001-C	3123	C3TZ-10346-A	7051
8L8Z-10346-C	11270	9M83-10300-AA	13979	C2AF-11002-A	3123	C3TZ-10346-C	7051
8S4T-10300-AA	11272	9R3T-10300-AA	11429	C2AF-11002-B	3123	C3VF-11001-A	3131
8S4Z-11002-A	11272	9R3Z-10346-A	11429	C2AF-11002-C	3123	C40F-10002B	9112
90JA-10300-AA	13282	9R3Z-10346-C	11427	C2AZ-11001-A	3123	C4DF-11001-A	3128
91GB-11000-AA	17011	9R3Z-10346-D	11428	C2AZ-11002-A	3123	C4DF-11001-B	3128
91GB-11000-AB	17011	9W7T-10300-AA	11432	C2DF-11001-A	3128	C40F-10000-A	5838
91GX-11000-AB	17011	9W7Z-10346-A	11432	C2DF-11001-B	3128	C40F-10000-B	5838
92JA-10300-AA	13282	AL1T-10300-AA	11292	C2DF-11001-C	3128	C40F-10000-C	5838
93BB-11000-HB	3261	AL1Z-10346-A	11292	C2DF-11001-D	3128	C40F-11001-A	3124
93BB-11000-HC	3261	AL3T-10300-CA	11532	C2DF-11001-E	3128	C40F-11001-B	3131
93BB-11000-JB	3262	AL3Z-10346-C	11532	C2DF-11001-F	3128	C4TF-10000-A	5838
93BB-11000-JC	3262	AL5T-10300-BA	11278	C2DF-11001-G	3128	C4TF-10000-G	5838
93BB-11000-KA	3263	AW7Z-10346-A	11432	C2DF-11001-H	3128	C4TF-11001-B	3131
93BB-11000-KB	3263	B5C-11002A	3110	C2DF-11001-I	3128	C4TZ-11002-B	3131
93BB-11000-KC	3263	B6A-10002A	5838	C2DF-11002-B	3128	C4VF-11001-A	3131
93BB-11000-KD	6656	B6A-10002H	5838	C20F-10000-A	5838	C4ZF-11001-A	3124
94BB-10300-AE	7774	B6A-11002A	3115	C20F-10000-B	5838	C5AF-10300-A	7058
94BB-10300-AF	7774	B6A-11002A	5838	C20F-10002-B	5838	C5AF-10300-B	7058
94BB-10300-AH	7774	B6A-11002H	5838	C20F-11001-A	3124	C5AF-10300-C	7058
95VW-10300-AAA	13381	B9A-10002A	5838	C20F-11001-B	3124	C5AF-10300-D	7058
95VW-10300-ABA	13622	BB5Z-11002-A	6674	C20F-11001-C	3124	C5AF-10300-E	7058
95VW-10300-BA	13902	COAF-10000-B	5838	C20F-11001-D	3124	C5AF-10300-F	7058
95VW-10300-FA	13902	COAF-10000-F	5838	C20F-11001-E	3124	C5AF-10300-G	7058
95VW-10300-GA	13382	COAF-10000-G	5838	C20Z-11002-A	3124	C5AF-10346-A	7058
95VW-10300-KA	13382	COAF-10002-B	5838	C20Z-11002-B	3124	C5AF-11001-A	3131
95VW-10300-LA	13605	COAF-10002-F	5838	C2SF-11001-A	3123	C5AZ-10346-A	7058
95VW-10300-NA	13381	COAF-10002-G	5838	C2SF-11001-B	3123	C5DF-10300-A	7058
95VW-10300-SA	11135	CODF-11001-A	3131	C2SF-11001-C	3123	C5DF-10300-B	7058
95VW-11000-AA	17416	CODF-11001-D	3131	C2SF-11002-B	3123	C5DF-10346-A	7058
95VW-11000-AB	17416	COTF-10002-C	5838	C2SF-11002-C	3123	C5DF-10346-B	7058
95VW-11000-CB	17724	C1AF-10000-B	5838	C2SZ-11001-A	3123	C5DF-10346-A	7058
95VW-11000-CC	17724	C1AF-10000-C	5838	C2SZ-11002-A	3123	C5DZ-10346-B	7058
95VW-11000-EB	17725	C1AF-10000-E	5838	C2TF-10000-H	5838	C5TF-10300-A	7058
95VW-11000-EC	17725	C1AF-11001-C	3131	C2TF-10000-J	5838	C5TF-10300-B	7058
95VW-11000-GA	17725	C1TF-10000-A	5838	C2TF-10000-K	5838	C5TF-10300-C	7058
96BB-10300-AA	7775	C1TF-10000-AA	5838	C2TF-10000-L	5838	C5TF-10300-D	7058
96BB-10300-AB	7775	C1TF-10000-AD	5838	C2TF-10000-M	5838	C5TF-10300-E	7058
96BB-10300-AE	7775	C1TF-10000-AH	5838	C2TF-10000-S	5838	C5TF-10300-F	7058
96BB-11000-AA	3261	C1TF-10000-AK	5838	C2TF-10000-T	5838	C5TF-10300-H	7058
96BB-11000-AB	3261	C1TF-10000-B	5838	C2TF-10000-U	5838	C5TF-10300-J	7058
96BB-11000-AC	3261	C1TF-10000-BJ	5838	C2TF-10000-V	5838	C5TF-10300-Z	7058
96JV-11001-AC	17714	C1TF-10000-BK	5838	C2VF-11001-C	3131	C5TF-10346-A	7058
97BB-10300-AB	7792	C1TF-10000-BL	5838	C2VY-11002-A	3131	C5TF-10346-B	7058
97BB-10300-AC	7792	C1TF-10000-BM	5838	C3AF-11001-A	3123	C5TF-10346-G	7058
97VW-11000-BA	17725	C1TF-10000-BN	5838	C3AF-11002-A	3123	C5TF-10346-H	7058
98AB-10300-EB	8260	C1TF-10000-BO	5838	C3DF-10000-B	5838	C5TF-11001-A	3132
98AB-10300-FC	8261	C1TF-10000-BP	5838	C3DF-10000-C	5838	C5TF-11001-B	3124
98AB-11000-EC	6655	C1TF-10000-BQ	5838	C3DF-11001-A	3128	C5TZ-10346-A	7058
98AZ-10346-EA	8260	C1TF-10000-BR	5838	C3DF-11001-B	3128	C5TZ-10346-B	7058
98AZ-10346-EARM	8260	C1TF-10000-BS	5838	C3DF-11001-D	3128	C5TZ-10346-G	7058
98AZ-10346-FA	8261	C1TF-10000-BT	5838	C3NF-11001-A	3110	C5TZ-10346-H	7058
98BB-10300-CC	8309	C1TF-10000-BU	5838	C3NF-11002-A	3123	C5TZ-11002-A	3132
98VW-10300-AA	13833	C1TF-10000-BV	5838	C3NF-11002-D	3110	C5TZ-11002-D	3132
98VW-10300-BA	13832	C1TF-10000-BW	5838	C3NF-11002-E	3115	C6AF-10300-A	7058
98VW-10300-CA	13851	C1TF-10000-BX	5838	C30F-10000-B	5838	C6AF-10300-B	7058
98VW-10300-EA	13853	C1TF-10000-BY	5838	C30F-11001-A	3124	C6AF-10300-C	7058
9C2T-10300-DA	11274	C1TF-10000-CY	5838	C30F-11001-B	3131	C6AF-10300-D	7058
9C2T-11000-AA	3267	C1TF-10000-CZ	5838	C30Z-11002-A	3124	C6AF-10300-E	7058
9C2Z-10346-B	11274	C1TF-10000-G	5838	C30Z-11002-C	3131	C6AF-10300-F	7058

**INTERCHANGE / REMPLACEMENT / INTERCAMBIO**

Original No. No. Original No. Original	Reman Reman Reconstruido	Original No. No. Original No. Original	Reman Reman Reconstruido	Original No. No. Original No. Original	Reman Reman Reconstruido	Original No. No. Original No. Original	Reman Reman Reconstruido
<b>FORD</b>		<b>FORD</b>		<b>FORD</b>		<b>FORD</b>	
C6AF-10300-G	7058	C9ZF-10300-C	7058	D27Z-11002-A	16245	D2UF-10300-AC	7078
C6AF-10346-B	7058	C9ZF-11001-A	3124	D2AF-10300-AA	7058	D2VF-11000-AA	3142
C6AF-11001-A	3131	C9ZZ-10346-B	7058	D2AF-10300-AB	7058	D2VF-11001-AA	3142
C6AZ-11002-A	3131	D0AF-10300-C	7058	D2AF-10300-BA	7058	D2ZF-10300-AB	7058
C6DF-10300-A	7058	D0AF-10300-E	7058	D2AF-10300-BB	7058	D2ZF-10300-AC	7058
C6DF-10300-B	7058	D0AF-10300-F	7058	D2AF-10300-CA	7078	D2ZF-10300-BA	7058
C6DF-10300-C	7058	D0AF-10300-G	7058	D2AF-10300-CB	7078	D2ZF-10300-BB	7058
C6DF-10346-A	7058	D0AF-10300-H	7058	D2AF-10300-EA	7072-9	D2ZF-10346-BA	7058
C6FF-11001-B	3207	D0AF-10346-C	7058	D2AF-10346-CA	7058	D2ZF-10346-BB	7072-9
C6FF-11001-D	3207	D0AF-10346-E	7058	D2AF-10346-DA	7058	D2ZF-11001-AA	3124
C6GF-10300-A	7058	D0AF-10346-F	7058	D2AF-11001-AA	3149	D2ZF-11001-BA	3135
C6GF-10300-B	7058	D0AF-11001-A	3131	D2AF-11001-BA	3131	D2ZF-11001-CA	3135
C6OF-11001-A	3135	D0AF-11001-B	3124	D2AF-11001-CA	3124	D30F-10300-BA	7078
C6OZ-11102-A	3135	D0AF-11001-C	3132	D2AF-11001-DA	3132	D32F-10300-AA	7072-9
C6TF-10300-A	7058	D0AF-11001-E	3131	D2AF-11001-EA	3142	D32F-10300-BA	7078
C6TF-10300-B	7058	D0AZ-10346-A	7067	D2AF-11001-HA	3124	D32F-11001-AA	3191
C6TF-10300-C	7058	D0AZ-10346-E	7058	D2AF-11001-JA	3149	D37Z-11002-A	16245
C6TF-10300-D	7058	D0AZ-10346-F	7058	D2AZ-10346-C	7058	D3DF-10300-AA	7078
C6TF-10300-E	7058	D0FF-11001-B	3207	D2AZ-10346-D	7058	D3DF-10300-CA	7078
C6TF-10300-F	7058	D0FF-11001-C	3208	D2DF-10300-AB	7078	D3HF-10300-AA	7069
C6TF-10300-G	7058	D0HF-10300-D	7078	D2DF-10300-AC	7078	D3HF-10300-DA	7078
C6TF-10300-H	7058	D0LF-10300-A	7067	D2FZ-10346-B	7072-9	D30F-10300-AA	7072-9
C6TF-10300-J	7058	D0LF-10300-F	7067	D2FZ-11002-A	3191	D30F-10300-BA	7058
C6TF-10300-K	7058	D0LF-10300-H	7058	D2HF-10300-AA	7078	D30F-10300-CA	7058
C6TF-10346-B	7058	D0OF-11001-A	3131	D2HF-10300-AB	7078	D30F-10300-EA	7078
C6TF-10346-C	7058	D0SF-10300-A	7058	D2HF-10300-AC	7078	D30F-10300-FA	7058
C6TF-10346-D	7058	D0SF-10346-A	7067	D2HF-11001-E	3152	D3OZ-11002-A	3142
C6VF-10300-A	7058	D0SZ-10346-4	7067	D2HF-11001-EA	3152	D3TF-10300-BA	7058
C6VF-10346-B	7058	D0TF-10300-C	7058	D2OF-10300-AA	7072-9	D3TF-10300-CA	7058
C6VF-11001-A	3131	D0TF-10300-D	7058	D2OF-10300-BA	7058	D3TF-10300-DA	7058
C6VF-11002-A	3131	D0TF-10300-E	7058	D2OF-10300-BB	7058	D3TF-11001-CA	3142
C6VY-10346-A	7058	D0TF-10300-F	7058	D2OF-10300-CA	7078	D3TF-11001-DA	3142
C6VY-11002-A	3131	D0TF-10300-G	7058	D2OF-10300-CB	7078	D3TZ-11002-C	3142
C6VY-11002-B	3131	D0TF-10300-J	7058	D2OF-10300-DA	7058	D3UF-10300-AA	7078
C7AF-10300-A	7068	D0TF-10300-K	7078	D2OF-10300-DB	7058	D3VF-10300-AA	7705-9
C7AF-10346-A	7068	D0TF-10346-B	7078	D2OF-10300-EA	7058	D3VF-10300-AB	7705-9
C7AF-11001-A	3131	D0TF-10346-C	7058	D2OF-10300-EB	7058	D3VF-10346-A	7705-9
C7AF-11001-B	3124	D0TF-11001-A	3131	D2OF-10300-FA	7058	D3VF-10346-BA	7705-9
C7AF-11001-C	3131	D0TZ-10346-C	7078	D2OF-10300-FB	7058	D3VY-10346-A	7705-9
C7AF-11001-E	3131	D0UF-10300-A	7078	D2OF-10300-GA	7072-9	D3ZF-10300-AA	7058
C7AF-11001-F	3132	D0VF-11000-A	3142	D2OF-10346-BA	7072-9	D40F-10300-BA	7078
C7FF-11001-B	3207	D0VF-11001-A	3142	D2OF-10346-CA	7078	D40F-10300-DA	7078
C7OF-11001-A	3131	D0VY-11002-A	3142	D2OF-10346-DA	7058	D42F-10300-AA	7058
C7SF-10300-A	7058	D0ZF-10300-A	7058	D2OF-10346-GA	7058	D42F-10300-BA	7078
C7SF-10300-B	7058	D0ZF-10300-B	7058	D2OF-11001-AA	3131	D42F-10300-CA	7072-9
C7TF-10300-C	7058	D0ZF-10300-C	7058	D2OF-11001-BA	3131	D42F-10300-DA	7058
C7TF-10300-D	7058	D0ZF-10346-B	7058	D2OZ-10346-B	7072-9	D42F-10300-EA	7058
C7TF-10300-E	7058	D0ZF-11001-A	3124	D2RY-10346-C	13033	D42F-10300-FA	7058
C7TF-11001-B	3131	D0ZF-11001-B	3135	D2RY-11002-A	16539	D42F-11001-AA	3191
C7VF-11001-A	3135	D0ZZ-10346-B	7058	D2SF-10300-AA	7058	D42F-11001-AB	3191
C7ZF-10300-A	7058	D12F-11001-AA	3191	D2SF-10300-AB	7058	D42F-11001-BA	3191
C8AF-11001-A	3131	D1AF-10300-AA	7078	D2TF-10300-AA	7058	D47Z-10346-A	14194
C8AZ-11002-A	3131	D1AF-11001-AA	3149	D2TF-10300-AB	7058	D4AF-10346-AA	7078
C8LF-10300-B	7067	D1AF-11002-A	3149	D2TF-10300-AC	7058	D4AF-11001-AA	3142
C8SZ-10346-A	7067	D1AZ-11001-A	3149	D2TF-10300-BA	7058	D4AF-11001-BA	3142
C8VF-11001-A	3142	D1AZ-11002-A	3149	D2TF-10300-BB	7058	D4AZ-11002-A	3142
C8VF-11002-A	3142	D1FF-11001-AA	3191	D2TF-10300-BC	7058	D4DF-10300-AA	7078
C8VY-11002-C	3142	D1FZ-11002-A	3191	D2TF-10300-BD	7058	D4FZ-11002-B	3191
C9AF-10300-A	7058	D1RY-10346-C	13039	D2TF-10300-CB	7058	D4HF-10300-BA	7069
C9AF-10300-B	7058	D1RY-10346-D	14030	D2TF-10300-CC	7058	D4HF-10346-BA	7069
C9AF-10300-C	7058	D1RY-11002-A	16405	D2TF-10300-DA	7058	D4HZ-10346-B	7069
C9AF-11001-A	3142	D1ZF-10300-AA	7058	D2TF-10300-DB	7058	D4LF-10300-AA	7058
C9AF-11001-B	3131	D20F-10300-CB	7078	D2TF-10300-DC	7058	D4LF-10300-BA	7058
C9FF-11001-A	3208	D20F-10300-EB	7078	D2TF-10300-DE	7078	D4LF-10300-CA	7058
C9FF-11001-B	3208	D22F-10300-AA	7072-9	D2TF-10300-EB	7078	D4LF-10300-DA	7058
C9SF-10300-A	7058	D22F-10300-AB	7072-9	D2TF-10300-EC	7078	D4OF-10300-AA	7058
C9SF-10300-B	7067	D22F-10300-BA	7078	D2TF-10346-BA	7078	D4OF-10300-BA	7058
C9ZF-10300-A	7058	D22F-10346-BB	7072-9	D2TF-11001-AA	3131	D4OF-10300-CA	7058
C9ZF-10300-B	7058	D22F-11001-AA	3191	D2TF-11001-BA	3131	D4OF-10300-DA	7078
		D22F-11001-AB	3191	D2TZ-10346-B	7078	D4OF-10300-DF	7078
		D22F-11001-AD	3191	D2TZ-10346-BA	7078	D4OF-10300-EA	7072-9
		D27Z-10346-A	14194	D2UF-10300-AA	7078	D4OF-10300-FA	7058
		D27Z-11002-A	16242	D2UF-10300-AB	7078	D4OF-10346-AA	7078

# INTERCHANGE / REMPLACEMENT / INTERCAMBIO

Original No. No. Original No. Original	Reman Reman Reconstruido	Original No. No. Original No. Original	Reman Reman Reconstruido	Original No. No. Original No. Original	Reman Reman Reconstruido	Original No. No. Original No. Original	Reman Reman Reconstruido
FORD		FORD		FORD		FORD	
D40F-10346-BA	7058	D5TZ-11002-A	3142	D70F-10300-CA	7072-9	D9BZ-10346-B	7078
D40F-10346-CA	7058	D5UF-10300-AA	7705-9	D70F-10300-DA	7072-9	D9BZ-10346-C	7072-9
D40F-10346-DA	7072-9	D5VF-11000-AB	3142	D70F-10300-EA	7072-9	D9DF-10300-AA	7072-9
D40F-11001-AA	3142	D5ZF-10300-BA	7705-9	D70F-10346-AA	7072-9	D9HT-10300-DA	7078
D40F-11001-BA	3142	D6AF-11001-AA	3142	D70F-10346-BA	7072-9	D9HT-10300-EA	7078
D40Z-10346-A	7078	D6AZ-11002-A	3142	D70Z-10346-A	7072-9	D9OF-10300-AA	7072-9
D40Z-10346-B	7058	D6BF-11001-AA	3135	D70Z-10346-B	7072-9	D9TF-10300-AA	7072-9
D40Z-10346-C	7058	D6BF-11001-BA	3131	D70Z-11002-A	3153	D9UF-10300-AA	7078
D40Z-10346-D	7072-9	D6DZ-11002-A	3135	D70Z-11002-B	3155	D9UF-10300-BA	7078
D40Z-11002-A	3124	D6DZ-11002-B	3131	D7TF-10300-AA	7078	D9UF-10300-CA	7078
D4RY-10346-A	13033	D6EF-11001-AA	3188	D7TF-10300-BA	7078	D9UF-10300-DA	7078
D4RY-10346-B	13039	D6EF-11001-BA	3191	D7TF-10300-CA	7078	D9UF-10300-EA	7072-9
D4RY-10346-F	13033	D6FF-10300-BA	7058	D7TF-10300-AA	3154	D9UF-10300-FA	7705-12
D4RY-11002-A	16405	D6FF-10300-BA	7078	D7UF-10300-AA	7072-9	D9UF-10300-GA	7705-12
D4RY-11002-B	16539	D6FF-10300-CA	7078	D7UF-10300-BA	7705-9	D9VF-10300-AA	7078
D4TF-10300-AA	7058	D6FF-10300-DA	7058	D7UF-10300-CA	7705-9	D9VF-10346-AA	7078
D4TF-10300-CA	7068	D6FF-11001-AA	3209	D7VF-10346-AA	7705-9	D9VY-10346-A	7078
D4TF-10300-DA	7705-12	D6FF-11001-BA	3209	D7VJ-11000-AA	3142	D9VY-10346-AA	7078
D4TF-10346-BA	7068	D6FZ-11002-A	3188	D7VZ-10346-A	7705-9	D9VY-10346-B	7078
D4TF-11001-CA	3142	D6FZ-11002-B	3191	D7ZF-10300-BA	7705-9	D9VY-10346-C	7072-9
D4TZ-10346-A	7705-12	D6OF-11001-AA	3124	D7ZF-10300-CA	7705-9	D9VY-10346-D	7705-12
D4TZ-10346-BA	7068	D6OZ-11002-A	3124	D7ZF-10300-DA	7072-9	D9ZF-10300-AA	7078
D4TZ-11002-D	3132	D6RY-10002-B	16538	D7ZF-10300-EA	7072-9	D9ZF-10300-BA	7072-9
D4UF-10300-AA	7078	D6RY-10346-C	14048	D7ZZ-11002-A	3188	D9ZF-10346-AA	7078
D4VF-11000-AA	3142	D6RY-10346-D	14048	D8AF-11001-AA	3152	D9ZF-10346-A	7078
D4VF-11000-BA	3142	D6RY-10346-L	14048	D8AF-11001-BA	3152	DO3F-10300-DA	7058
D4VF-11001-AA	3142	D6RY-10346-M	14048	D8BF-10300-AA	7078	E0SF-10300-AA	7078
D4VY-11002-A	3142	D6RY-10346-P	14048	D8BF-10300-BA	7078	E0TA-10000	15017
D4VY-11002-B	3142	D6RY-11002-A	16539	D8BF-10300-CA	7078	E0TF-10300-AA	7078
D4VY-11002-C	3142	D6TF-11001-AA	3131	D8BF-10300-DA	7072-9	E12F-11001-AA	3191
D4ZF-10300-AA	7072-9	D6TF-11001-BA	3131	D8BF-10346-AA	7078	E17Z-11002-A	16245
D4ZF-10300-BA	7058	D6TF-11001-CA	3142	D8BF-10346-BA	7078	E17Z-11002-B	16272
D4ZF-10300-CA	7072-9	D6TF-11001-DA	3132	D8BF-10346-CA	7072-9	E17Z-11002-C	16254
D4ZZ-11002-A	3188	D6TF-11001-EA	3131	D8BF-10346-DA	7072-9	E1AF-10300-BA	7705-12
D52F-10300-AA	7058	D6TZ-11002-A	3131	D8BF-11001-AA	3157	E1AF-10300-CA	7078
D52F-10300-BA	7072-9	D6TZ-11002-B	3131	D8BF-11001-BA	3155	E1AF-10300-DA	7072-3
D5AF-10300-AA	7058	D6TZ-11002-C	3142	D8BF-11001-CA	3160	E1AF-10300-DA	7072-9
D5AF-10300-BA	7058	D6TZ-11002-D	3132	D8BZ-11002-A	3160	E1AF-11001-BA	3153
D5AF-10300-CA	7078	D6UF-10300-AA	7705-9	D8EF-11001-AA	3191	E1AZ-11002-B	3153
D5AF-10300-DA	7078	D77Z-11002-A	16254	D8FF-11001-AA	3209	E1BF-10300-AA	7078
D5AF-10300-EA	7078	D77Z-11002-B	16272	D8FF-11001-BA	3209	E1BF-10300-BA	7072-9
D5AF-10300-FA	7078	D7AF-10300-AA	7078	D8FF-11001-CA	3210	E1BF-10300-CA	7705-12
D5AF-10300-GA	7078	D7AF-10300-BA	7078	D8FZ-11002-A	3191	E1BF-10300-HA	7078
D5AF-10300-HA	7078	D7AF-10300-CA	7078	D8FZ-11002-B	3191	E1BF-10346-AA	7078
D5AF-10300-JA	7078	D7AF-10300-DA	7078	D8HF-11001-AA	3155	E1BF-10346-BA	7078
D5AF-10300-KA	7078	D7AF-10300-EA	7078	D8LF-11001-AA	3152	E1BF-10346-CA	7072-9
D5AF-10300-LA	7078	D7AF-10300-FA	7078	D8OF-11001-AA	3153	E1BF-11001-AA	3157
D5AF-10346-BA	7078	D7AF-10300-GA	7078	D8RZ-10346-A	13107	E1BF-11001-BA	3160
D5AF-10346-CA	7078	D7AF-10300-HA	7078	D8RZ-11002-A	16530	E1BZ-10346-A	7072-9
D5AF-11001-AB	3142	D7AF-10300-JA	7078	D8TF-11001-AA	3154	E1BZ-10346-B	7078
D5AF-11001-BA	3142	D7AF-10300-KA	7078	D8VF-10300-BA	7705-9	E1BZ-11002-A	3157
D5AF-11001-BB	3142	D7AF-10300-LA	7078	D8VF-10300-BA	7705-12	E1BZ-11002-B	3160
D5AF-11001-EA	3149	D7AF-10346-AA	7078	D8VF-10300-CA	7072-9	E1EF-10300-EB	7078
D5AZ-10346-A	7078	D7AF-10346-BA	7078	D8VF-10346-AA	7078	E1EF-10300-FB	7078
D5AZ-10346-B	7078	D7AF-10346-CA	7078	D8VF-10346-BA	7705-12	E1EF-10300-GB	7083
D5AZ-10346-C	7058	D7AZ-10346-A	7078	D8VF-10346-CA	7072-9	E1EF-10300-HA	7078
D5AZ-11002-A	3142	D7AZ-10346-B	7078	D8VY-11002-C	3142	E1EF-10300-JA	7078
D5AZ-11002-B	3142	D7AZ-10346-C	7078	D8ZE-10300-CA	7078	E1EF-10300-KA	7083
D5AZ-11002-C	3149	D7AZ-11002-A	3152	D8ZF-10300-AA	7078	E1EF-10300-LA	7078
D5DF-10300-AA	7072-9	D7AZ-11002-B	3152	D8ZF-10300-BA	7078	E1EF-10300-MA	7078
D5OF-10300-AA	7072-9	D7DF-10300-AA	7072-9	D8ZF-10300-CA	7078	E1EF-10346-BA	7083
D5OF-10300-BA	7705-9	D7DZ-11001-BA	3155	D8ZF-10300-EA	7078	E1EF-10346-CA	7083
D5OF-10300-CA	7072-9	D7DZ-11002-A	3157	D8ZF-10300-FA	7072-9	E1EF-11001-AC	3181
D5OF-11001-AA	3124	D7DZ-11002-B	3155	D8ZF-10300-HA	7078	E1EF-11001-AD	3181
D5OF-11001-BA	3124	D7EF-10300-AA	7072-9	D8ZF-10346-AA	7078	E1FF-11001-BA	3209
D5RY-10346-B	13039	D7EF-10300-BA	7072-9	D8ZF-11001-AA	3188	E1FZ-10346-A	7083
D5RY-10346-E	14048	D7EF-10300-CA	7072-9	D94F-10300-AA	7078	E1FZ-10346-B	7083
D5RY-10346-F	14048	D7EF-10300-DA	7072-9	D97Z-11002-A	16245	E1FZ-10346-CA	7083
D5RY-11002-B	16539	D7FZ-11002-A	3191	D9AF-10300-AA	7705-12	E1FZ-11002-A	3181
D5RY-11002-C	16538	D7HZ-11002-A	3155	D9AF-10300-BA	7078	E1FZ-11002-B	3181
D5TF-11001-AA	3132	D7LZ-11002-A	3152	D9AF-10300-CA	7072-3	E1GF-10300-AA	7083
D5TF-11001-BA	3142	D7OF-10300-AA	7072-9	D9BF-10300-AA	7705-12	E1GF-10300-BA	7083
D5TF-11001-DA	3132	D7OF-10300-BA	7705-9	D9BZ-10346-A	7078	E1GF-10300-CA	7083

## INTERCHANGE / REMPLACEMENT / INTERCAMBIO

Original No. No. Original No. Original	Reman Reman Reconstruido	Original No. No. Original No. Original	Reman Reman Reconstruido	Original No. No. Original No. Original	Reman Reman Reconstruido	Original No. No. Original No. Original	Reman Reman Reconstruido
<b>FORD</b>		<b>FORD</b>		<b>FORD</b>		<b>FORD</b>	
E1GF-10300-DA	7078	E3FZ-11002-A	3181	E53Z-10346-A	7088-10	E6FZ-10346-C	7088-10
E1GF-10300-EA	7083	E3TF-10300-AB	7072-12	E57A-11000-AA	17036	E6FZ-11002-A	3196
E1GF-10346-BA	7083	E3TF-10300-BA	7078	E57F-10300-AA	7716-2	E6JF-11001-AA	3191
E1GF-10346-CA	7083	E3TF-11000-AA	3300	E57F-10300-BA	7716-2	E6SF-10300-BA	7716-10
E1GF-10346-DA	7083	E3TF-11001-AA	3185	E57F-10346-BA	7716-2	E6SF-10300-CA	7083
E1GF-10346-EA	7078	E3TZ-11002-A	3185	E57Z-11002-A	17036	E6SF-10300-DA	7078
E1HT-10300-AA	7078	E3TZ-11002-B	3300	E59F-10300-DA	7088-10	E6SF-10300-EA	7078
E1HT-10300-BA	7078	E3TZ-11002-C	16799	E5FD-10300-AC	14822	E6TF-10300-BA	7716-10
E1NF-10300-AA	7705-12	E3TZ-11002-D	3191	E5LF-10300-AA	7072-12	E6TF-10300-CA	7716-10
E1TF-10300-AA	7078	E3TZ-11002-E	3188	E5RD-10300-AA	14822	E6TF-10346-AA	7716-10
E1TF-10300-BA	7072-9	E3TZ-11002-F	16799	E5RD-10300-AC	14822	E6TZ-10346-A	7716-10
E1TF-11001-AA	3154	E3UF-10300-AB	7705-12	E5RD-10300-AD	14822	E6TZ-10346-B	7716-2
E1TF-11001-BA	3152	E3ZF-10300-AA	7072-9	E5RD-10300-AE	14822	E6TZ-10346-C	7716-2
E1TF-11001-CA	3152	E3ZF-10300-BA	7078	E5RY-10346-A	14822	E6UF-10300-AA	7716-10
E1TZ-11002-A	3154	E3ZF-10300-EA	7078	E5SF-10300-AA	7083	E6ZF-10300-CA	7716-10
E1TZ-11002-B	3152	E43F-10300-AA	7083	E5SF-10346-AA	7083	E6ZF-10346-BA	7716-10
E1TZ-11002-C	3152	E43F-10300-BA	7083	E5SZ-10346-A	7083	E6ZZ-10346-B	7716-10
E1UF-10300-AA	7705-12	E43F-10300-CA	7083	E5TF-11000-AA	17037	E72F-10300-DA	7716-10
E1VF-10300-AA	7705-12	E43F-10300-DA	7083	E5TZ-10346-A	7716-2	E72F-11001-AA	3191
E1VF-10346-AA	7705-12	E43F-10300-EA	7088-10	E5TZ-11002-A	17036	E73F-10300-BA	7732-10
E1VZ-10346-A	7705-12	E43F-10300-FA	7083	E5TZ-11002-B	17037	E73F-10300-CA	7088-10
E1ZF-10300-AA	7078	E43F-10300-GA	7083	E5VF-10300-AA	7705-12	E79F-10300-BA	7735-10
E1ZF-10300-BA	7078	E43F-10300-LA	7083	E5ZF-10300-AA	7072-9	E7AF-10300-BA	7716-10
E1ZF-10300-CA	7078	E43F-10300-MA	7083	E62F-10300-CA	7716-10	E7AF-10300-CA	7716-10
E1ZF-10300-DA	7078	E43F-10300-PA	7088-10	E63F-10300-AB	7088-10	E7AF-10300-DA	7716-10
E1ZF-10300-EA	7072-9	E43F-10300-RA	7088-10	E63F-10300-BB	7088-10	E7DF-10300-EA	7705-12
E1ZF-10300-FA	7078	E43F-10346-AA	7083	E63F-10300-CB	7088-10	E7DF-10300-EB	7705-12
E1ZF-10346-AA	7078	E43F-10346-BA	7088-10	E63F-10300-DA	7088-10	E7DF-10300-FA	7705-12
E1ZF-11001-AA	3191	E43F-11001-AA	3187	E63F-10346-BA	7088-10	E7DF-10300-GA	7732-10
E1ZF-11001-AB	3191	E43Z-10346-A	7083	E63Z-10346-A	7088-10	E7DF-11001-AA	3198
E1ZZ-10346-A	7078	E43Z-10346-B	7088-10	E63Z-10346-B	7088-10	E7EF-10300-CB	7088-10
E1ZZ-11002-A	3191	E43Z-10346-C	7083	E67F-10300-CA	7716-2	E7EF-10300-DB	7088-10
E1ZZ-11002-B	3191	E43Z-10346-D	7088-10	E67F-10300-DA	7716-2	E7EF-10300-EB	7088-10
E25F-10300-BA	7083	E43Z-11002-A	3187	E67F-10300-EA	7088-2	E7EF-10300-FB	7088-10
E25F-11001-AA	3180	E47F-10300-AA	7078	E67F-10300-FA	7088-2	E7EF-10300-GA	7732-10
E25Y-11002-A	3180	E47F-10300-BA	7078	E67F-10346-AA	7716-2	E7GZ-10346-A	14902
E25Z-11002-A	3180	E47F-10300-CA	7078	E67F-10346-CA	7716-2	E7GZ-11002-A	16922
E27F-10300-AA	7078	E47F-11001-AA	3188	E69F-10300-AA	7088-2	E7PF-10346-AA	7716-2
E27F-10300-BA	7078	E47F-11001-BA	3191	E69F-10300-BA	7088-10	E7PF-10346-BA	7088-10
E27Z-10346-A	14597	E4AF-11001-AA	3180	E69F-10346-AA	7088-10	E7PF-10346-CA	7716-2
E2AF-11001-DA	3132	E4DF-10300-AA	7083	E69F-10346-BA	7088-10	E7PF-10346-DA	7716-2
E2BF-10300-AA	7078	E4DF-11001-AA	3191	E69F-11001-AA	3187	E7PF-10346-FA	7088-10
E2BF-11001-AA	3175	E4DF-11001-BA	3180	E69Z-10346-A	7088-10	E7PF-10346-GA	7716-10
E2BZ-11002-A	3175	E4DZ-11002-B	3180	E69Z-10346-A	7088-10	E7PF-10346-KA	7088-10
E2DF-10300-AA	7083	E4EF-10300-AA	7083	E69Z-11002-A	3187	E7PF-10346-LA	7735-10
E2DF-10346-AA	7083	E4EF-10300-CA	7083	E6AF-10300-AA	7716-10	E7PF-10346-LA	7735-10
E2DZ-10346-A	7083	E4EF-10300-DA	7083	E6AF-10300-BA	7716-10	E7PF-10346-MA	7735-10
E2EF-11001-AA	3181	E4EF-11001-AA	3194	E6DF-10300-BA	7732-10	E7PF-10346-NA	7732-10
E2FZ-11002-A	3181	E4EF-11001-BA	3181	E6DF-10300-CA	7072-9	E7PF-10346-PA	7072-9
E2GZ-10346-A	7083	E4FZ-11002-A	3194	E6DF-10300-DA	7088-10	E7PF-10346-RA	7705-12
E2GZ-10346-B	7083	E4LF-10300-CA	7072-9	E6DF-10300-EA	7732-10	E7PF-10346-UA	7716-10
E2GZ-10346-C	7078	E4LF-11001-AB	3193	E6DF-10300-EB	7732-10	E7PF-10346-XA	7088-2
E2HF-10346AA	7072-9	E4LY-11002-A	3193	E6DF-10300-FA	7072-9	E7PF-10346-ZA	7735-10
E2PF-11001-AA	3160	E4SF-11001-AA	3191	E6DF-10300-FB	7072-9	E7PZ-10346-A	7705-12
E2PF-11001-BA	3191	E4TF-10300-AA	7078	E6DF-10300-GA	7088-10	E7PZ-10346-B	7072-9
E2PF-11001-CA	3181	E4TF-10300-BA	7078	E6DF-10300-HA	7072-9	E7PZ-10346-C	7735-10
E2PZ-11002-A	3181	E4TF-10300-CA	7078	E6DF-10346-BA	7088-10	E7PZ-10346-D	7732-10
E2SF-11001-AA	3153	E4TF-10300-DA	7088-10	E6DF-10346-CA	7732-10	E7PZ-10346-E	7716-10
E2SZ-11002-A	3153	E4TF-11000-AA	3300	E6DF-11001-AA	3198	E7PZ-10346-F	7088-10
E2TF-11001-AA	3154	E4TF-11001-AA	3185	E6DF-11001-BA	3189	E7PZ-10346-G	7088-10
E2TZ-11002-A	3154	E4TZ-11002-A	3185	E6DZ-10346-B	7088-10	E7PZ-10346-H	7716-2
E37F-10300-AA	7072-9	E4TZ-11002-B	3191	E6DZ-10346-C	7732-10	E7PZ-10346-J	7088-10
E37F-10300-BA	7078	E4UF-10300-AA	7078	E6DZ-10346-D	7072-9	E7PZ-10346-K	7716-2
E37F-10300-CA	7078	E4ZF-10300-BA	7078	E6DZ-11002-A	3198	E7PZ-10346-L	7716-10
E37F-10300-DA	7078	E4ZF-10300-CA	7078	E6DZ-11002-B	3189	E7PZ-10346-M	7735-10
E37F-11001-A	3191	E53F-10300-AA	7088-10	E6DZ-11002-C	3198	E7PZ-10346-N	7088-2
E37F-11001-AA	3191	E53F-10300-BA	7088-10	E6EF-10300-EA	7088-10	E7RY-10346-A	14944
E3AF-11001-AA	3180	E53F-10300-DA	7088-10	E6EF-10300-FA	7088-10	E7RY-10346-B	14822
E3AZ-11002-A	3180	E53F-10300-EA	7088-10	E6EF-10300-GA	7088-10	E7RY-11002-A	17011
E3EF-10300-AA	7083	E53F-10300-FA	7088-10	E6EF-10300-HA	7088-10	E7SF-10300-FA	7716-10
E3EF-10300-BA	7078	E53F-10300-GA	7088-10	E6EF-10300-JA	7088-10	E7SF-10300-GA	7088-10
E3EF-10346-BA	7078	E53F-10300-HA	7088-10	E6EF-10346-CA	7088-10	E7SF-10300-HA	7735-10
E3EF-11001-AA	3181	E53F-10346-BA	7088-10	E6EF-11001-AA	3196	E7SF-10300-KA	7716-10
		E53F-10346-DA	7088-10	E6FZ-10346-A	7088-10	E7SF-10300-LA	7088-10

# INTERCHANGE / REMPLACEMENT / INTERCAMBIO

Original No. No. Original No. Original	Reman Reman Reconstruido	Original No. No. Original No. Original	Reman Reman Reconstruido	Original No. No. Original No. Original	Reman Reman Reconstruido	Original No. No. Original No. Original	Reman Reman Reconstruido
<b>FORD</b>		<b>FORD</b>		<b>FORD</b>		<b>FORD</b>	
E7SF-10300-MA	7735-10	E9DF-10300-DA	7742	FOCU-10300-AA	7751	FOVY-10346-A	7749-11
E7TF-10300-BA	7716-2	E9DF-10300-EA	7742	FOCU-10300-AB	7751	FOVY-10346-B	7749-11
E7TF-10300-GA	7705-12	E9DF-10346-AA	7755-11	FOCU-10300-AC	7751	F12Z-11002-A	17132
E7TF-10300-JA	7705-12	E9DZ-10346-A	13230	FOCU-10300-AD	7751	F13U-10300-AC	7755-11
E7TF-10300-LA	7716-2	E9DZ-10346-B	7755-11	FOCU-10346-A	7751	F13U-10300-AD	7755-11
E7TF-10300-MA	7088-10	E9EF-10300-AA	7744-10	FOCU-10346-AC	7751	F13U-11000-AA	3213
E7TF-10300-NA	7705-12	E9EF-10300-BA	7088-10	FOCU-11000-AA	3214	F13Z-10346-A	7755-11
E7TF-10300-SA	7088-2	E9JY-10300-AA	13282	FOCU-11000-AB	3214	F13Z-11002-A	3213
E7UF-10300-AA	7072-3	E9JY-10346-A	13300	FOCU-11000-BA	3217	F17U-10300-AA	7750
E7UF-10300-AA	7072-9	E9JY-11002-A	16922	FOCU-11001-AA	3214	F17U-11000-AB	3231
E7VF-10300-AA	7705-12	E9OF-11000-AA	3204	FOCU-11001-AB	3214	F1CZ-10346-A	13350
E7VF-10300-BA	7705-12	E9OF-11000-BA	3204	FOCU-11001-BA	3217	F1CZ-10346-B	13350
E7ZF-10300-BA	7735-10	E9OY-11002-A	3204	FOCZ-10346-A	7751	F1CZ-10346-C	13350
E7ZF-10300-DA	7716-10	E9OY-11002-B	3204	FOCZ-10346-B	13314	F1DU-10300-AD	7756-7
E7ZF-10300-EA	7735-10	E9PF-10300-AB	7745-2	FOCZ-10346-C	7751	F1DU-10300-AE	7756-7
E7ZF-10300-FA	7735-10	E9PF-10346-AA	7745-2	FODF-10300-AA	7755-11	F1DU-10346-AE	7756-7
E7ZZ-11002-A	3191	E9PF-10346-AB	7745-2	FODF-10300-BA	7752	F1DZ-10346-A	7756-7
E83F-10300-AA	13190	E9PF-10346-BA	7735-10	FODU-10300-AA	7755-11	F1DZ-10346-B	7756-7
E83F-10300-AB	13190	E9PF-10346-CB	7744-2	FODU-10300-AB	7755-11	F1HT-10300-AA	7749-3
E83F-10300-BA	13190	E9PF-10346-DA	7742	FODU-10300-AC	7755-11	F1HT-10300-AB	7749-3
E83Z-10346-A	13190	E9PU-10346-AA	7755-11	FODU-10300-BA	7755-11	F1HT-10300-AC	7749-3
E83Z-10346-B	13190	E9PZ-10346-A	7735-2	FODU-10300-BB	7752	F1JY-11002-A	16922
E87F-10300-AA	7732-10	E9PZ-10346-B	7745-2	FODU-10300-BC	7752	F1PU-10346-AC	7753
E87F-10300-BA	7732-2	E9PZ-10346-C	7744-2	FODU-10300-CA	7742	F1PU-10346-BE	7756-7
E87F-10300-CA	7088-2	E9PZ-10346-C	7744-10	FODU-10300-DA	7742	F1PU-10346-CA	7750
E8BZ-10346-A	14943	E9PZ-10346-D	7744-10	FODZ-10346-A	7755-11	F1PU-10346-DA	7749-3
E8BZ-10346-B	14943	E9PZ-10346-E	7742	FODZ-10346-B	7752	F1SU-10300-AC	7755-11
E8BZ-11002-A	17010	E9SF-10300-BA	7735-10	FODZ-10346-C	7752	F1SU-10300-AD	7755-11
E8DF-10300-AB	13188	E9SF-10300-DA	13212	FODZ-10346-D	7755-11	F1SU-10300-BA	7749-3
E8DF-10300-BA	13190	E9SF-11000-AA	3205	FODZ-10346-E	7752	F1SZ-10346-A	7755-11
E8DF-10300-CA	7742	E9SF-11000-BA	3205	FOEU-10300-AA	7732-10	F1TZ-10346-B	7750
E8DF-10300-DA	7742	E9SZ-10346-A	13212	FOFZ-11002-A	3217	F1TZ-10346-C	7750
E8DF-11001-AA	3189	E9SZ-11002-A	3205	FOFZ-11002-B	3214	F1TZ-11002-A	3231
E8DZ-10300-B	7705-9	E9SZ-11002-B	3205	FOJY-10346-A	13282	F1VU-10300-BB	7753
E8DZ-10346-A	13188	E9TF-10300-AA	7072-9	FOJY-11002-A	16922	F1VU-10300-BC	7753
E8DZ-11002-A	3189	E9UF-10300-AA	7705-12	FOLU-10300-AA	7705-12	F1VU-10346-AD	7753
E8EF-10300-AB	7744-10	E9UF-10300-BA	7735-10	FOOU-11000-AA	3204	F1VU-11000-AA	3242
E8GY-10346-A	14903	E9UF-10300-CA	7705-12	FOOY-11000-AA	3204	F1VY-10346-A	7753
E8GY-10346-B	14903	E9UF-10300-DA	7716-2	FOOY-11002-A	3204	F1VY-10346-B	7753
E8GY-10346-C	14905	E9US-10300-AA	7767	FOPF-10346-AA	7746-2	F1VY-11002-A	3242
E8GY-10346-D	14905	E9UZ-10346-A	7767	FOPF-10346-BA	7746-2	F23U-10300-CA	7760
E8GY-11002-A	16922	EDE57F-10300-AA	7716-2	FOPU-10346-AD	7752	F23U-10300-DA	7760
E8HT-10300-HA	7716-2	EDE57F-10300-BA	7716-2	FOPU-10346-BD	7750	F23U-11000-AA	3204
E8PF-10346-AA	7716-10	EZHT-10346-EB	7705-9	FOPU-10346-CA	7749-11	F23U-11000-BC	3213
E8PF-10346-BA	7742	F02F-11000-AA	3213	FOPU-10346-DA	7751	F23Z-10346-A	7760
E8PF-10346-CB	7744-10	F02U-10300-AA	13298	FOPU-10346-DD	7751	F23Z-11002-A	3204
E8PF-10346-DA	7732-2	F02U-10300-AC	13298	FOPU-10346-HA	7072-9	F23Z-11002-B	3213
E8PZ-10346-A	7716-10	F02U-11000-AA	3213	FOPU-10346-JA	7072-9	F29U-10300-AB	7749-3
E8PZ-10346-B	7742	F02Z-10346-A	13298	FOPU-10346-KA	7072-9	F2DU-11000-AA	3204
E8PZ-10346-C	7732-2	F02Z-10346-B	13297	FOPU-10346-MC	7755-11	F2DU-11000-BA	3204
E8RY-11002-A	17011	F02Z-10346-C	13299	FOPU-10346-NC	7749-11	F2DZ-11002-A	3204
E8SF-10300-AA	13189	F02Z-10346-D	13297	FOPU-10346-RA	7742	F2DZ-11002-B	3230
E8SF-10300-BA	7716-10	F02Z-10346-E	13299	FOPZ-10346-A	7746-2	F2HZ-10346-B	7749-3
E8SZ-10346-A	13189	F02Z-10346-F	13297	FOPZ-10346-B	7746-2	F2JY-10346-A	13282
E8TF-10300-BA	7735-10	F02Z-10346-G	13299	FOPZ-10346-C	7705-12	F2OF-10346-FA	7058
E8TF-10300-CA	7732-2	F02Z-11002-A	3213	FOPZ-10346-D	7072-9	F2OF-10346-HA	7058
E8TF-11000-AA	17037	F02Z-11002-B	17132	FOPZ-10346-E	7745-2	F2OF-10346-JA	7058
E8TZ-11002-A	17037	F07F-10300-AA	7750	FOPZ-10346-F	7744-2	F2OF-10346-KA	7078
E8US-10300-AA	7763	F07U-10300-AA	7750	FOTU-10300-AA	7072-12	F2PU-10346-AF	7768
E8UZ-10346-A	7763	F07U-10300-AB	7750	FOTU-10300-BA	7072-12	F2PU-10346-DE	7756-3
E92Z-10346-A	13196	F07U-10300-AC	7750	FOTU-10300-CA	7088-2	F2PU-10346-ED	7760
E92Z-10346-B	13196	F07U-10346-AC	7750	FOTU-10300-DA	7732-2	F2PU-10346-FC	7749-3
E92Z-11002-A	17132	F07U-11000-BA	3224	FOTU-10300-EA	7735-10	F2PU-10346-GA	7755-3
E97F-10300-AB	7744-2	F09F-10300-AA	7746-2	FOTU-10300-FA	7745-2	F2TU-10300-AF	7768
E97F-10300-BA	7716-2	F09F-10300-BA	7746-2	FOTU-10300-GA	7744-2	F2TU-11000-AA	3223
E97Z-11002-A	16245	FOAU-10300-AA	7705-12	FOTU-10300-HA	7744-2	F2TU-11000-BA	3226
E99F-10300-AB	7745-2	F0BZ-10346-A	13295	FOTZ-11002-B	3224	F2TU-11000-CA	3225
E99F-10300-BA	7735-2	F0BZ-11002-A	17181	FOUU-10300-AA	7705-3	F2TZ-11002-A	3223
E99F-10300-CA	7735-10	F0BZ-11002-B	17010	F0UU-10300-BA	7705-3	F2TZ-11002-B	3226
E9BZ-10346-A	13259	F0CF-10300-AA	7751	F0VF-10300-AA	7749-11	F2TZ-11002-C	3225
E9BZ-11002-A	17181	F0CF-11000-AA	3214	F0VU-10300-AA	7749-11	F2UU-10300-BE	7756-3
E9DF-10300-BB	13230	F0CF-11000-BA	3217	F0VU-10300-AB	7749-11	F2UU-10300-CD	7749-3
E9DF-10300-CA	7755-11	F0CO-10300-AD	7751	F0VU-10300-AC	7749-11	F2UU-10300-DC	7756-3

## INTERCHANGE / REMPLACEMENT / INTERCAMBIO

Original No. No. Original No. Original	Reman Reman Reconstruido	Original No. No. Original No. Original	Reman Reman Reconstruido	Original No. No. Original No. Original	Reman Reman Reconstruido	Original No. No. Original No. Original	Reman Reman Reconstruido
<b>FORD</b>		<b>FORD</b>		<b>FORD</b>		<b>FORD</b>	
F2UU-10300-EA	7755-3	F4DU-10300-CA	7777	F68Z-10346-AD	7786	F77U-10300-AB	7787
F2UU-10300-FA	7756-3	F4DU-10300-DA	7748	F68Z-11002-AA	3270	F77U-10300-AC	7787
F2UU-10346-BE	7756-3	F4FU-11000-AA	3213	F68Z-11002-BA	3270	F77U-10300-BA	7750
F2UU-10346-CD	7749-3	F4LU-11000-AA	3221	F69U-10300-AA	7749-3	F77U-10300-BB	7750
F2UZ-10346-B	7756-3	F4OU-10300-CA	7769	F6AU-10300-AA	7776	F77U-11000-AA	3271
F2UZ-10346-C	7755-3	F4PU-10300-AA	7774	F6AU-10300-AB	7776	F77Z-10346-AB	7787
F2VU-11000-AB	3242	F4PU-10300-CA	7769	F6AZ-10346-AA	7764	F77Z-11002-AA	3271
F2VU-11000-AC	3221	F4PU-10346-AA	7774	F6DU-10300-BB	7780	F78U-10300-AA	7786
F2VU-11000-AD	3221	F4PU-10346-BA	7771	F6DU-10300-BC	7780	F78Z-10346-AA	7786
F2VY-11002-A	3221	F4PU-10346-CA	7769	F6DU-10300-BD	7780	F7BZ-11002-AA	17010
F32Z-10346-A	13445	F4PU-10346-DA	7748	F6DU-10300-DB	7786	F7CU-10300-AB	7750
F32Z-10346-B	13446	F4PU-11000-AA	17577	F6DU-10300-DC	7786	F7CU-10300-CB	7793
F32Z-11002-A	17469	F4PU-11000-AC	17577	F6DU-10300-DD	7786	F7CZ-10346-CB	7793
F32Z-11002-B	17470	F4PZ-10346-B	7771	F6DU-10300-FA	7770	F7LU-11000-AA	3267
F32Z-11002-C	17471	F4PZ-10346-C	7769	F6DU-11000-AA	3266	F7LU-11000-BA	3267
F33U-10300-BA	13298	F4PZ-10346-D	7748	F6DU-10300-AA	7780	F7LU-11001-BA	3267
F33Z-10346-A	13298	F4SU-10300-AB	7771	F6DZ-10346-D	7786	F7LU-11002-AA	3267
F37U-10300-AA	7768	F4TZ-11002-A	17578	F6DZ-11002-A	3266	F7LZ-11002-BA	3267
F3AU-10300-AC	7764	F4TZ-11002-B	17577	F6LU-10300-CA	7781	F7PU-10300-JA	7794
F3AU-10300-BA	7764	F4US-10300-AA	7772	F6LU-10300-CB	7781	F7PU-10346-CB	7793
F3AU-10300-CA	7784	F4UZ-10346-A	7772	F6LU-10300-CC	7781	F7PU-10346-FA	7792
F3AU-10346-AC	7764	F4XA-11000-BA	17479	F6LU-10300-CD	7781	F7PU-10346-JA	7794
F3AZ-10346-A	7764	F4XA-11000-BB	17479	F6LY-10346-A	7781	F7PU-10346-FA	7791
F3AZ-10346-A	7784	F4XY-11002-A	17479	F6OU-10300-AA	7773	F7PU-11000-FA	3241
F3CU-10300-AD	7751	F4ZU-10300-DA	7771	F6OU-10300-AB	7773	F7PU-11000-GA	3247
F3DU-10300-BB	7765	F57U-10300-AA	7750	F6OY-10346-AA	7773	F7PU-11000-HA	3246
F3DU-10300-CB	13447	F57U-10300-BA	7750	F6PU-10300-BA	7776	F7PU-11000-KA	3239
F3DU-10300-DA	13230	F58U-10300-AA	7752	F6PU-10300-TA	7749-3	F7PU-11000-LA	6645
F3DU-11000-AA	3204	F58U-10300-AB	7777	F6PU-10346-AA	7764	F7PZ-10346-JA	7794
F3DU-11000-BA	3230	F58Z-10346-A	7777	F6PU-10346-AAE	7770	F7PZ-10346-KA	7791
F3DZ-10346-A	13447	F5AU-10300-AA	7784	F6PU-10346-BA	7776	F7PZ-11002-FA	3241
F3DZ-10346-B	7770	F5HT-10300-AA	7749-3	F6PU-10346-EB	7776	F7PZ-11002-GA	3247
F3DZ-10346-C	13230	F5HT-10300-CA	7749-3	F6PU-10346-KA	7749-3	F7PZ-11002-HA	3246
F3DZ-11002-A	3204	F5HZ-10346-D	7749-3	F6PU-10346-XA	7756-3	F7PZ-11002-KA	3239
F3DZ-11002-B	3230	F5OU-10300-FA	7773	F6PZ-10346-AE	7770	F7PZ-11002-LA	6645
F3HT-10300-GB	7749-3	F5OU-10300-FB	7773	F6PZ-10346-B	7776	F7RZ-10346-FA	7792
F3LU-10300-BA	13448	F5OU-10300-FC	7773	F6PZ-10346-EA	7776	F7SU-11000-A1B	3268
F3LU-10300-BB	13448	F5OU-11000-AA	3264	F6PZ-10346-HA	7755-3	F7SU-11000-AA	3268
F3LU-10300-BC	13448	F5OU-11000-AB	3264	F6PZ-10346-KA	7749-3	F7SU-11000-AB	3268
F3LU-11000-AA	3221	F5OU-11000-AC	3264	F6PZ-10346-LA	7750	F7SZ-11002-AA	3268
F3LY-10346-A	13448	F5OY-10346-A	7773	F6PZ-10346-PA	7749-3	F7UU-10300-AB	7790
F3LY-11002-A	3221	F5OY-11002-A	3264	F6PZ-10346-RA	7790	F7UU-10300-BB	7791
F3PU-10346-AC	7764	F5PU-10346-BA	7775	F6PZ-10346-XA	7756-3	F7UU-10300-BC	7791
F3PU-10346-CA	7770	F5PU-10346-CA	7777	F6RZ-10346-AA	7774	F7UU-10300-CB	7791
F3RZ-11002-A	3261	F5RU-10300-BA	7775	F6RZ-10346-BB	7775	F7UU-11000-AA	3267
F3RZ-11002-B	3262	F5RU-10300-BB	7775	F6UU-10300-AA	7755-3	F7UU-11000-AB	3267
F3RZ-11002-C	3263	F5RU-10300-BC	7775	F6UU-10300-BA	7749-3	F7UZ-11002-AA	3267
F3SU-10300-AA	13212	F5RU-10346-BA	7775	F6UU-10300-CA	7768	F81U-10300-CC	7798
F3SZ-10346-A	13212	F5RU-10346-BC	7775	F6UU-10300-DA	7756-3	F81U-10300-CD	7798
F3TU-11000-AA	17037	F5RZ-10346-A	7774	F6UU-10300-EA	7768	F81U-10300-CE	7798
F3US-10300-AA	7772	F5RZ-10346-B	7775	F6UU-10300-EB	7768	F81U-10300-DB	7797
F3UU-10300-AE	7768	F5TU-11000-AA	17578	F6UU-10300-FA	7768	F81U-10300-DC	7797
F3UU-10300-AF	7768	F5TU-11000-AB	17578	F6UZ-10346-VA	7768	F81U-10300-DD	7797
F3UZ-10346-A	7768	F5TU-11000-AD	17578	F6VU-11000-AA	3267	F81U-10300-DE	7797
F3UZ-10346-B	7772	F5UU-10300-AA	7768	F6VZ-11002-AA	3267	F81U-10300-EB	7796
F3VU-10300-AA	7753	F5UU-10300-BA	7768	F6XA-10300-AA	13473	F81U-10300-GA	7799
F3XA-10300-AB	13473	F5UU-10300-CA	12075	F6XA-10300-AB	13473	F81U-11000-AA	6646
F3XA-10300-AC	13473	F5UZ-10346-A	7768	F6XZ-10346-AA	13473	F81U-11000-AB	6646
F3XA-11000-AA	17479	F5UZ-10346-CA	12075	F6ZU-10300-AA	7776	F81U-11000-AC	6646
F3XA-11000-AB	17479	F5XY-11002-A	17479	F6ZU-10300-AB	7776	F81U-11000-AD	6646
F3XY-10300-A	13473	F62Z-11002-B	17719	F6ZU-10300-AC	7776	F81U-11000-AE	6646
F3XY-10346-A	13473	F65U-10300-BB	7764	F6ZU-10300-BB	7781	F81Z-10346-CA	7798
F3XY-11002-A	17479	F65U-10300-EA	7790	F6ZU-10300-BC	7781	F81Z-10346-DA	7797
F42Z-11002-A	17471	F67U-10300-AA	7750	F6ZU-10300-BE	7781	F81Z-10346-EA	7796
F4BZ-10346-A	13574	F67U-10300-BA	7750	F6ZU-10300-BG	7781	F81Z-10346-GA	7799
F4BZ-11002-A	17181	F67U-11000-AA	3269	F6ZZ-10346-B	7781	F81Z-11002-AA	6646
F4BZ-11002-B	17010	F67Z-11002-AA	3269	F73U-10346-AA	13190	F81Z-11002-AC	6646
F4CU-11000-AA	3214	F687-11V002-AA	6678	F75U-10300-CA	7791	F85U-10300-AA	7768
F4CU-11000-BA	3217	F68U-10300-AD	7786	F75U-10300-CB	7791	F85U-10300-AB	7768
F4CU-11000-BB	3217	F68U-11000-AA	3270	F75U-11000-AA	3267	F85U-10300-BA	7764
F4DU-10300-AA	7769	F68U-11000-AB	3270	F75U-11000-AB	3267	F87U-11000-AA	3238
F4DU-10300-AD	7770	F68U-11000-AC	3270	F75U-11000-AC	3267	F87U-11000-BA	3240
F4DU-10300-BA	7770	F68U-11000-BA	3270	F75Z-11002-AA	3267	F87U-11000-CA	3274



## INTERCHANGE / REMPLACEMENT / INTERCAMBIO

Original No. No. Original No. Original	Reman Reman Reconstruido	Original No. No. Original No. Original	Reman Reman Reconstruido	Original No. No. Original No. Original	Reman Reman Reconstruido	Original No. No. Original No. Original	Reman Reman Reconstruido
<b>FORD</b>		<b>FORD</b>		<b>FORD</b>		<b>GENERAL MOTORS</b>	
F87U-11000-CB	3274	XF2Z-10346-D	7788	YF1Z-10346-DA	8263	12563865	6486
F87Z-11002-AA	3238	XF52-10300-AC	13821	YF1Z-10346-E	7780A	12563879	6471
F87Z-11002-BA	3240	XF52-11000-AA	17479	YF1Z-10346-FA	8263	12563880	6484
F87Z-11002-CA	3274	XF5Z-10346-AA	13821	YF1Z-11002-AA	6642	12563881	6481
F89U-11000-AA	3272	XF5Z-11002-AA	17479	YR3U-10300-AA	7781	12563907	6492
F89U-11000-AB	3272	XL1U-10300-BB	8267	YR3Z-10346-AA	7781	12563908	6489
F89U-11000-BA	3273	XL1U-10300-BC	8267	YS4U-11000-DA	3261	12563919	6471
F89U-11000-BB	3273	XL1U-10300-BD	8267	YS4U-11000-DB	3261	12563970	6480
F89U-11000-CA	3274	XL1U-11000-AA	6647	YS4Z-11002-EA	6655	12564088	6487
F89Z-11002-AA	3272	XL1U-11000-AB	6647	YS4Z-11002-EB	6655	12564089	6493
F89Z-11002-BA	3273	XL1U-11000-AC	6647	YS8Z-11002-AA	6656	12564107	6485
F8AU-10300-AB	7795	XL1Z-11002-AA	6647	2701E-10002-A	15017	12564108	6449
F8AU-10300-AC	7795	XL2U-10300-AA	7787	<b>GENERAL MOTORS</b>			
F8AU-10300-AD	7795	XL2Z-10346-AA	7787	9195822	17720	12564110	6492
F8AZ-10346-AB	7795	XL34-11000-AA	6727	9224109	17860	12564111	6489
F8DU-10300-AA	7770	XL3U-10300-AA	8251	9227893	13805	12567709	17880
F8DU-11000-AA	3270	XL3U-10300-AB	8251	10246634	13721	12568051	6494
F8DZ-11002-AA	3270	XL3U-10300-BA	7776	10271089	13720	12568931	6487
F8OU-10300-CA	7773	XL3U-10300-BB	7776	10288763	13770	12569855	17891
F8OU-10300-CB	7773	XL3U-10300-BC	7776	10295859	13720	12570230	6449
F8OU-10300-CC	7773	XL3U-10300-CA	7768	10300558	13865	12570255	6491
F8OU-10346-CA	7773	XL3U-10300-CB	7768	10300559	13866	12570256	6486
F8OZ-10346-CA	7773	XL3Z-10346-AA	8251	10305775A	13969	12570823	6449
F8PU-10346-CA	7770	XR3U-10300-AA	8252	10305775B	13969	12572141	6471
F8PZ-10346-CA	7770	XR3U-10300-AB	8252	10305776	13968	12572715	6489
F8RZ-10346-CC	8309	XR3U-10300-AC	8252	10305776A	13968	12572716	6485
F8XA-10300-AA	13473	XR3Z-10346-AA	8252	10305776B	13968	12573852	6492
F8XZ-10346-AA	13473	XR83-10300-BC	13908	10316182	13864	12573853	6489
F8ZU-10300-AA	7771	XR8Z-10300-CC	11092	10317647	13993	12574145	6490
FAC-11000	3110	XR8U-10300-AE	8255	10317648	13943	12574623DA	6497
FAC-11001	3110	XR8U-10300-CE	8256	10317730	13865	12574832	6471
FAC-11001B	3110	XR8Z-10346-AA	8255	10317731	13866	12574859	6482
FAC-11001G	3110	XR8Z-10346-CE	8256	10320213	11022	12574983	6484
FAC-11001H	3110	XS71-10300-FB	8254	10327513A	13968	12575083	6493
FAC-11001M	3110	XS7U-11000-CA	3261	10327514	13969CP	12576163	17880
FAC-11001P	3110	XS8Z-10346-AA	8254	10335497	11185	12577949	6491
FAC-11002	3110	XS8Z-10346-BB	8250	10335498	11183	12578050	6494
FAC-11002B	3110	XS8Z-10346-FB	8254	10339422	11045	12579131	6491
FAC-11002G	3110	XS91-10300-AE	8254	10339424	11126	12581146	6493
FAG-11002G	3110	XS91-10300-BB	8250	10350160	13969	12581305	6782
FAG-11002M	3110	XS91-10300-BC	8250	10350161	13968	12581306	6495
FAR-10000B	5838	XU2U-10346-AA	8267	10353440	13969	12582024	11062
FAR-10002	5838	XU2Z-10346-AA	8267	10353441	13968	12582045	17930
FAR-11001A	3115	XW4U-10300-AA	8255	10355395	11140	12582277	6499
FAR-11002A	3115	XW4U-10300-AB	8255	10356804	11145	12582471	17985
FAS-10000B	5838	XW4U-10300-BA	8256	10366268	11232	12583114	6485
FAS-10000C	5838	XW4U-10300-BB	8256	10366269	11127	12583115	6492
FAS-10000E	5838	XW4U-10300-CC	8257	10371020	11075	12584048	6499
FAS-10000G	5838	XW4U-10300-CD	8257	10372313	11144	12586040	6485
FAS-10002D	5838	XW4U-10300-CE	8257	10394201	11146	12586707	6498
FAY-11001-A	3123	XW4U-10300-CF	8257	10395210	13944	12586764	6493
F07U-11000-AA	3232	XW4U-11000-AB	6651	10396843	11145	12587429	6756
F07Z-11002-A	3232	XW4U-11000-AC	6651	10396863	11369	12587865	6493
FPP1-574643	16539	XW4U-11000-CG	6652	10418888	13770	12588052	6757
FW73-10346-AC	11026	XW4Z-10346-AA	8255	10418889	13771	12588493	6497
R71BB-10346-EA	13107	XW4Z-10346-BA	8256	10426394	13865	12588493	17986
R76BB-11000-AA	16405	XW4Z-10346-CC	8257	10426395	13866	12588785	6499
R79BB-10300-AA	13107	XW4Z-11002-AC	6651	10436674	13864	12592294	6494
R84BB-10346-AB	13107	XW4Z-11002-CG	6652	10440635	13993	12592295	6492
R85BB-10346-CA	13107	XW7U-10300-AA	7773	10440636	13943	12593701	17930
R85GB-10346-LA	14944	XW7U-10300-AC	7773	10440924	11167	12593763	6484
R95VW-11000-CC	17724	XW7U-10300-AD	7773	12560019	6449	12593764	6491
R97VW-11000-BB	17030	XW7Z-10346-AA	7773	12560672	6488	12594440	6783
VP3F1U-10300-AA	8268	YC3U-11000-AA	6646	12563176	6485	12594441	6784
VP5L8U-10300-AA	8259	YC3U-11000-AB	6646	12563718	6484	12594495	6786
VP5L8U-10300-AB	8259	YC3U-11000-AC	6646	12563719	6485	12595605	6497
XF2U-10300-AB	7788	YF1U-10300-DA	8263	12563764	6491	12596233	6944
XF2U-10300-BC	8253	YF1U-10300-EA	7780A	12563828	6485	12598756	17986
XF2U-10300-BD	8253	YF1U-10300-EB	7780A	12563829	6449	12598757	17999
XF2U-10300-BE	8253	YF1U-10300-FA	8263	12563830	6482	12599873	17985
XF2U-10300-DA	7788	YF1U-10300-FB	8263	12563852	6472	12601721	17997
XF2Z-10346-AA	7788	YF1U-11000-AA	6642	12563863	6490	12604477	6494
XF2Z-10346-BA	8253	YF1U-11000-BA	3264			12608653	17996

## INTERCHANGE / REMPLACEMENT / INTERCAMBIO

Original No. No. Original No. Original	Reman Reman Reconstruido	Original No. No. Original No. Original	Reman Reman Reconstruido	Original No. No. Original No. Original	Reman Reman Reconstruido	Original No. No. Original No. Original	Reman Reman Reconstruido
<b>GENERAL MOTORS</b>		<b>GENERAL MOTORS</b>		<b>GENERAL MOTORS</b>		<b>GENERAL MOTORS</b>	
12609317	6947	15876000	13865	25839385	11313	90379385	17720
12609480	6934	15880834	11263	25862643	11156	90542532	17720
12610300	6494	15884348	11148	25864953	11367	90542967	17720
12610636	6785	15905874	8302	25866023	11357	90543012	13736
12610857	17996	15911824	11327	25869520	11356	90566072	17720
12611101	6972	15918537	11148	25888970	13969CP	90585955	13804
12611102	6970	15923218	11266	25922329	11142	91174247	17194
12611103	6942	15946765	11148	25925948	11148	92058857	11096
13501721	11486	15947363	11327	25948387	11264	92064181	17770
13502988	11485	15947364	11142	25948388	11263	92087059	17770
13502989	11487	19168039	6934	25958742	11313	92169668	17913
13502989A	11487	19168040	6972	25967329	11144	92173959	11420
13577154	11399	19168041	6970	25968616	8550	92193199	11421
15093929	8302	19180527	6971	30002523	13415	92202964	19022
15104219A	11147	19180528	6942	30005226	16971	92204529	19021
15124532	11073	19180529	6970	30005563	16971	92211821	11097
15128978	11075	19180530	6972	30005925	17142	93184926	17782
15136252	11251	19205162	8486	30006109	13336	93190829	11475
15139480	11179	19244727	8247	30012950	13415	94021044	16190
15145637	11035	19244737	8277	30016320	13336	94022494	16190
15200267	11076	19244743	8277	30016321	13415	94023539	14105
15200269	11075	20833569	11144	30020754	13781	94024347	14105
15201678	11021	20834656	11313	30021755	13780	94024438	16270
15201679	11023	20838975	11252	30024597	17836	94123387	16739
15204278	11234	20841889	11250	30024598	17837	94137345	14732
15208915	11125	20843302	11178	30026055	13781	94141664	16880
15208916	11126	20881337	8550	30026097	17838	94201052	14131
15214104A	11148	20915902	11364	30026479	13950	94204438	16270
15215546	11021	20989650	8292	30027273	13950	94206081	14105
15215547	11023	20989651	8550	55352105	6755	94211350	14131
15219565	11073	21019215	13804	55353669	19069	94211350	14158
15222341	11076	21023232	17667	55353996	6755	94221717	14305
15222342	11076	21023719	17667	55556092	6946	94234987	14645
15233597	11236	21023994	17667	55556245	6980	94238758	16740
15237366	11142	21024210	17667	55576980	6939	94238983	14305
15251755	11021	21024332	19154	88969480	13878	94238984	14305
15251756	11023	21998419	11348	88969482	13879	94238985	14222
15263859	8292	22515863	16869	88969483	17841	94241705	16270
15270802	11069	22523207	16869	88975507	11385	94246956	14648
15270803	11141	22611790	13944	88975511	11195	94246957	14731
15279852	11145	22633656	11072	88975514	19049	94251088	16879
15283754	11022	22633659	11069	88975515	19047	94338798	17202
15283755	13866	22660217	13938	89017414	6499	94338799	16879
15283756	13865	22674549	13804	89017440	6494	94344472	17204
15287324	11264	22683070	13944	89017441	6485	94360113	17202
15755900	13860	22683071	13938	89017442	6492	94439315	16883
15781434	11072	22708250	13989	89017452	6484	94441087	17202
15784559	11021	22710858	13938	89017468	6472	94445672	14732
15784560	11023	22727494	11109	89017491	6498	94449781	14733
15789921	13944	22731358	11109	89017523	6493	94449782	16879
15791159	13968	22737105	11110	89017557	6499	94462986	14733
15791160	13969CP	24451168	17858	89017631	6494	94472954	17202
15793641	11142	24454144	6524	89017637	6495	94480791	17203
15794596	11144	24506694	6484	89017664	6940	94840298	14671
15794597	11069	25697765	13919	89017714	6491	94840315	16802
15807948	11250	25697766	13919	89017715	6484	94844554	14671
15812949	11146	25709327	11248	89017754	6783	94844633	16829
15817893	11181	25738783	11003	89017755	6786	94845639	14671
15824928	11143	25750935	11037	89017756	6493	94847107	14683
15825717	11143	25751145	11044	89017760	6756	94847129	13240
15826299	11156	25751146	11046	89017761	6784	94847134	17002
15826975	11147	25755840	11178	89017830	6472	94849282	14683
15828450	11265	25756439	11044	89017844	6757	94849284	13240
15831639	11047	25756440	11038	89017845	6785	94851252	17256
15841233	13968	25756441	11046	89017846	6782	94851316	17171
15841234	13969CP	25758345	11036	89017847	6941	94853222	13482
15846253	11237	25758348	11035	89017848	6942	94854169	13482
15847291	8292	25759776	13919	89018113	6944	94854195	13482
15863714	11021	25764632	11180	89018123	6494	94854717	17481
15863715	11023	25766345	11037	89060407	6947	94855154	17519
15868747	11181	25787949	11142	90244847	13218	94857218	13756
15875992	11022	25787950	11143	90244848	13218	94857220	17727
15875999	13866	25815839	11252	90246853	17124	96030337	13415

# INTERCHANGE / REMPLACEMENT / INTERCAMBIO

Original No. No. Original No. Original	Reman Reman Reconstruido	Original No. No. Original No. Original	Reman Reman Reconstruido	Original No. No. Original No. Original	Reman Reman Reconstruido	Original No. No. Original No. Original	Reman Reman Reconstruido
<b>GENERAL MOTORS</b>		<b>HITACHI</b>		<b>HITACHI</b>		<b>HITACHI</b>	
96051950	16971	LR150-51	14255	LR160-67G	14613	LR170-402	14753
96054059	16971	LR150-52	14255	LR160-74	14652	LR170-402B	14753
96054321	17143	LR150-53	14255	LR160-75	14652	LR170-402C	14753
96055601	14684	LR150-55	14648	LR160-77	14652	LR170-402E	14753
96056770	14937	LR150-55B	14648	LR160-78	14652	LR170-402F	14753
96058456	17206	LR150-58	14255	LR160-78B	14652	LR170-404	14753
96058457	17166	LR150-79	14653	LR160-78C	14652	LR170-404B	14753
96058486	13336	LR150-94B	14659	LR160-82	14592	LR170-404C	14753
96060305	17142	LR150-98	14255	LR160-82B	14592	LR170-421	14753
96060337	13415	LR150-98B	14255	LR160-84	14592	LR170-421B	14753
96062498	16971	LR150-99	14255	LR160-84B	14592	LR170-701	14655
96062790	17142	LR150-99B	14255	LR160-93	14588	LR170-701B	14655
96064782	17206	LR150-125	14255	LR160-96B	14613	LR170-702	14717
96064783	17266	LR150-125B	14255	LR160-96C	14613	LR170-702B	14717
96065247	17266	LR150-133	14615	LR160-97	14613	LR170-715	14720
96065611	17194	LR150-133B	14615	LR160-97B	14613	LR170-715B	14720
96069102	13336	LR150-133C	14615	LR160-97C	14613	LR170-716	14243
96206871	8281	LR150-133E	14615	LR160-104	14588	LR170-716B	14243
96208782	6723	LR150-146	14649	LR160-107B	14613	LR170-717	14979
96208785	6724	LR150-146B	14649	LR160-108	14613	LR170-721	14661
96221945	8282	LR150-146C	14649	LR160-108B	14613	LR170-727	14716
96303550	8280	LR150-146E	14649	LR160-109	14652	LR170-727R	14716
96303556	8280	LR150-151	14585	LR160-109C	14652	LR170-732B	13275
96450663	6724	LR150-151B	14585	LR160-116	14652	LR170-732C	13275
96469963	6726	LR150-155	14648	LR160-121	14652	LR170-734	13285
96473783	6751	LR150-155B	14648	LR160-124	14652	LR170-734B	13285
96540542	8483	LR150-163	14255	LR160-130	14652	LR170-738	13334
96550782	6726	LR150-177	14255	LR160-137	14585	LR170-738B	13334
96550792	6726	LR150-194	14659	LR160-138	14745	LR170-738C	13334
96673482	11476	LR150-194B	14659	LR160-140	14659	LR170-738E	13334
96673483	11250	LR150-197	14659	LR160-140B	14659	LR170-739	13533
96802926	6978	LR150-197B	14659	LR160-151	14660	LR170-739B	13533
96838439	8483	LR150-201	14648	LR160-151R	14660	LR170-742	13564-70
96954113	8483	LR150-201B	14648	LR160-154	14659	LR170-742C	13564-70
96991181	8486	LR150-205	14648	LR160-166	14585	LR170-745	13643
97023652	13424	LR150-205B	14648	LR160-168	14659	LR170-746	13637
97027568	13391	LR150-401	14653	LR160-170	14652	LR170-746B	13637
97029986	13424	LR150-401C	14653	LR160-401	14653	LR170-746C	13637
97061359	17202	LR150-402	14653	LR160-401C	14653	LR170-746E	13637
97065315	17204	LR150-402C	14653	LR160-421	14663	LR170-746F	13637
97070343	13391	LR150-403	14952	LR160-421B	14663	LR170-746G	13637
97209548	17801	LR150-423	14653	LR160-421C	14663	LR170-746J	13637
97241516	11047	LR150-702	14859	LR160-421E	14663	LR170-746K	13637
97720446	17801	LR150-703	14859	LR160-421F	14663	LR170-746M	13637
97729079	17801	LR150-704	14859	LR160-422	14663	LR170-748	13637
97779551	19020	LR150-704H	14859	LR160-422B	14663	LR170-748B	13637
98002395	19020	LR150-711	14859	LR160-715	14719	LR170-755	13775
98014151	19020	LR155-12B	14645	LR160-718	14859	LR170-757B	13778
98017079	19020	LR155-12C	14645	LR160-718H	14859	LR170-758	13788
		LR155-12E	14645	LR160-723	13287	LR170-765	13778
		LR155-15	14585	LR160-723B	13287	LR170-766	13778
		LR155-15B	14585	LR160-724	13531	LR170-766B	13778
		LR155-15C	14585	LR160-725	14859	LR180-704	14661
		LR155-17	14585	LR160-725B	14859	LR180-715	13273
		LR155-18	14745	LR160-725C	14859	LR180-719	13327
		LR155-23	14585	LR160-726	13564	LR180-724	13324
		LR155-24	14585	LR160-726B	13564	LR180-725	13329
		LR155-25	14745	LR160-727	13644	LR180-725B	13329
		LR160-36	14585	LR160-729C	13744	LR180-725C	13329
		LR160-39	14588	LR160-730	13745	LR180-725E	13329
		LR160-40	14652	LR160-730C	13745	LR180-729	13273
		LR160-42	14185	LR160-731	13757	LR180-734	13534
		LR160-42B	14185	LR165-704	14743	LR180-734B	13534
		LR160-46	14652	LR165-704B	14743	LR180-734C	13534
		LR160-47	14652	LR165-705	14743	LR180-736	13474
		LR160-51	14652	LR165-707	13250	LR180-736B	13474
		LR160-55	14652	LR165-707B	13250	LR180-738	13474
		LR160-57	14185	LR165-708	13250	LR180-738B	13474
		LR160-61	14652	LR165-708C	13334	LR180-741	13640
		LR160-62	14185	LR170-14	14665	LR180-741H	13640
		LR160-67B	14613	LR170-18	14665	LR180-741S	13640
		LR160-67C	14613	LR170-21	14665	LR180-742	13641
		LR160-67E	14613	LR170-22	14749	LR180-744	13636
<b>HITACHI</b>							
L1190-G909B	11318	LR155-15B	14585	LR160-724	13531	LR170-766B	13778
LR1100-703	13639	LR155-15C	14585	LR160-725	14859	LR180-704	14661
LR1100-703B	13639	LR155-17	14585	LR160-725B	14859	LR180-715	13273
LR135-44	14231	LR155-18	14745	LR160-725C	14859	LR180-719	13327
LR135-61	14231	LR155-23	14585	LR160-726	13564	LR180-724	13324
LR135-61B	14231	LR155-24	14585	LR160-726B	13564	LR180-725	13329
LR135-107	14231	LR155-25	14745	LR160-727	13644	LR180-725B	13329
LR135-108	14231	LR160-36	14585	LR160-729C	13744	LR180-725C	13329
LR138-01	14231	LR160-39	14588	LR160-730	13745	LR180-725E	13329
LR140-112	14731	LR160-40	14652	LR160-730C	13745	LR180-729	13273
LR140-131	14731	LR160-42	14185	LR160-731	13757	LR180-734	13534
LR140-131B	14731	LR160-42B	14185	LR165-704	14743	LR180-734B	13534
LR140-132	14231	LR160-46	14652	LR165-704B	14743	LR180-734C	13534
LR140-133	14231	LR160-47	14652	LR165-705	14743	LR180-736	13474
LR140-138	14731	LR160-51	14652	LR165-707	13250	LR180-736B	13474
LR150-12B	14645	LR160-55	14652	LR165-707B	13250	LR180-738	13474
LR150-30	14255	LR160-57	14185	LR165-708	13250	LR180-738B	13474
LR150-30B	14255	LR160-61	14652	LR165-708C	13334	LR180-741	13640
LR150-31	14255	LR160-62	14185	LR170-14	14665	LR180-741H	13640
LR150-35	14255	LR160-67B	14613	LR170-18	14665	LR180-741S	13640
LR150-36	14255	LR160-67C	14613	LR170-21	14665	LR180-742	13641
LR150-50	14255	LR160-67E	14613	LR170-22	14749	LR180-744	13636

## INTERCHANGE / REMPLACEMENT / INTERCAMBIO

Original No. No. Original No. Original	Reman Reman Reconstruido	Original No. No. Original No. Original	Reman Reman Reconstruido	Original No. No. Original No. Original	Reman Reman Reconstruido	Original No. No. Original No. Original	Reman Reman Reconstruido
<b>HITACHI</b>		<b>HITACHI</b>		<b>HITACHI</b>		<b>HITACHI</b>	
LR180-751	13728	LR1110-721	13940	LT138-02	14105	LT160-50	14118
LR180-751B	13728	LR1110-721B	13940	LT140-80	14222	LT160-53	14118
LR180-756B	13789	LR1110-721E	13940	LT140-87B	14222	LT160-58	14118
LR180-766	13895	LR1110-721F	13940	LT140-95	14222	LT160-87	14118
LR180-769	13937	LR1110-723	13826	LT140-126	14305	LT160-87B	14118
LR180-769B	13937	LR1110-723C	13826	LT140-135	14222	LT160-94B	14118
LR180-769F	13937	LR1110-724	11119	LT150-03	14118	S12-63A	16771
LR185-701	13645	LR1110-724B	11119	LT150-05	14118	S12-63B	16771
LR185-701H	13645	LR1110-725	11121	LT150-05B	14118	S12-63C	16771
LR185-702	13645	LR1110-725B	11121	LT150-10	14118	S12-68	16771
LR190-704	14661	LR1110-726	13939	LT150-10B	14118	S12-68A	16771
LR190-704B	14661	LR1110-729C	13826	LT150-12	14118	S12-68B	16771
LR190-706	13262	LR1120-701	13942	LT150-13	14214	S12-68D	16771
LR190-706H	13262	LR1125-702	13612	LT150-13B	14214	S12-81	16771
LR190-709	14661	LR1125-702B	13612	LT150-16	14118	S13-34	16771
LR190-709B	14661	LR1125-702F	13612	LT150-17	14118	S13-34A	16771
LR190-711	14661	LR1130-701	11120	LT150-18	14214	S13-36	16771
LR190-711B	14661	LR1130-703	11165	LT150-19	14214	S13-38A	16771
LR190-711F	14661	LR1130-703A	11165	LT150-21	14118	S13-38B	16771
LR190-714	13262	LR1130-703B	11165	LT150-22	14118	S13-40	16771
LR190-717	13478	LR1150-901	11167	LT150-22B	14118	S13-40A	16771
LR190-724	13641	LR1190-901	11219	LT150-23	14118	S13-40B	16771
LR190-729	13638	LR1190-901B	11219	LT150-23B	14118	S13-45	16771
LR190-737	13713	LR1190-901C	11219	LT150-24	14118	S13-45A	16771
LR190-737B	13713	LR1190-902C	11213	LT150-24B	14118	S13-45B	16771
LR190-737E	13713	LR1190-905C	11246	LT150-25B	14214	S13-47	16733
LR190-737F	13713	LR1190-908B	11245	LT150-26	14214	S13-47A	16733
LR190-742	13829	LR1190-909	11211	LT150-26B	14214	S13-48	16771
LR190-743	13935	LR1190-913	11288	LT150-46	14118	S13-49	16733
LR190-744	13825	LR1190-915	11247	LT150-47	14118	S13-49A	16733
LR190-761	13825	LR1190-918	11283	LT150-47B	14118	S13-50	16733
LR195-701	13477	LR1190-920	11284	LT150-48	14214	S13-50A	16733
LR1100-704	13724	LR1190-924	11282	LT150-49	14214	S13-62	16740
LR1100-704B	13724	LR1190-925	11373	LT150-54	14118	S13-62A	16740
LR1100-709	13760	LR1190-926	11213	LT150-62	14118	S13-62B	16740
LR1100-709B	13760	LR1190-932B	11371	LT150-72	14118	S13-62C	16740
LR1100-709C	13760	LR1190-938	11375	LT150-113	14118	S13-63	16740
LR1100-711	13639	LR1190-939	11370	LT150-113B	14118	S13-64	16733
LR1100-711B	13639	LT123-16	14105	LT150-114	14118	S13-65	16733
LR1100-716	13724	LT125-06B	14105	LT150-114B	14118	S13-65B	16733
LR1100-716C	13724	LT130-37K	14105	LT150-120	14118	S13-69	16733
LR1100-722	13827	LT130-72	14105	LT150-123	14118	S13-83	16740
LR1100-723	13828	LT130-72B	14105	LT150-123B	14118	S13-91	17138
LR1100-725	13639	LT130-75	14105	LT150-131	14222	S13-91A	17138
LR1100-725B	13639	LT130-81	14105	LT150-131B	14222	S13-321	16740
LR1100-725C	13639	LT130-83	14105	LT150-144	14305	S14-100D	17801
LR1100-730	11010	LT133-01	14101	LT150-187	14305	S14-100E	17801
LR1100-734	13939	LT133-04	14105	LT150-188	14222	S14-101A	17801
LR1100-734B	13939	LT133-05	14105	LT160-10	14118	S14-101B	17801
LR1100-734C	13939	LT135-13	14105	LT160-13	14118	S14-101C	19020
LR1100-734E	13939	LT135-138	14105	LT160-16	14118	S14-101D	19020
LR1100-736B	11027	LT135-13B	14105	LT160-17	14118	S114-55	16211
LR1100-736C	11027	LT135-13C	14105	LT160-19	14214	S114-71	16201
LR1110-701	13261	LT135-14	14105	LT160-19B	14214	S114-87	16211
LR1110-701B	13261	LT135-16	14105	LT160-20	14118	S114-87K	16211
LR1110-702	13261	LT135-19	14105	LT160-20B	14118	S114-87L	16211
LR1110-705	13639	LT135-19B	14105	LT160-23	14118	S114-87M	16211
LR1110-705B	13639	LT135-19C	14105	LT160-23B	14118	S114-87N	16211
LR1110-707	13712	LT135-19E	14105	LT160-23C	14118	S114-87P	16211
LR1110-707C	13712	LT135-20	14105	LT160-23E	14118	S114-91	16201
LR1110-707E	13712	LT135-22	14105	LT160-24	14214	S114-91K	16201
LR1110-707F	13712	LT135-26	14105	LT160-24B	14214	S114-100	16190
LR1110-707G	13712	LT135-27	14105	LT160-24C	14214	S114-103	16203
LR1110-707J	13934	LT135-30	14105	LT160-24E	14214	S114-103K	16203
LR1110-709	13639	LT135-35	14105	LT160-28	14214	S114-103L	16203
LR1110-709B	13639	LT135-35B	14105	LT160-28B	14214	S114-103M	16203
LR1110-710C	13826	LT135-35C	14105	LT160-28E	14214	S114-103N	16203
LR1110-710F	13826	LT135-36	14105	LT160-34	14214	S114-103P	16203
LR1110-712	13900	LT135-36B	14105	LT160-34B	14214	S114-108	16203
LR1110-713C	11163	LT135-36C	14105	LT160-35	14118	S114-118	16190
LR1110-713V	11163	LT135-68	14105	LT160-39	14118	S114-121	16209
LR1110-716V	11009	LT135-69	14105	LT160-39B	14118	S114-121N	16209
LR1110-720	13826	LT135-69B	14105	LT160-45	14214	S114-122	16209

# INTERCHANGE / REMPLACEMENT / INTERCAMBIO

Original No. No. Original No. Original	Reman Reman Reconstruido	Original No. No. Original No. Original	Reman Reman Reconstruido	Original No. No. Original No. Original	Reman Reman Reconstruido	Original No. No. Original No. Original	Reman Reman Reconstruido
<b>HITACHI</b>		<b>HITACHI</b>		<b>HITACHI</b>		<b>HITACHI</b>	
S114-122N	16209	S114-252B	16694	S114-419A	17057	S114-630	17147
S114-126	16246	S114-252C	16694	S114-424	17057	S114-700A	17246
S114-126M	16246	S114-252E	16694	S114-424A	17057	S114-700B	17246
S114-136	16190	S114-252F	16694	S114-426	16805	S114-701	17246
S114-139	16246	S114-253	16611	S114-427	16773	S114-701A	17246
S114-140	16589	S114-253A	16611	S114-430	16806	S114-701B	17246
S114-141	16589	S114-253B	16611	S114-430A	16806	S114-701C	17246
S114-149	16589	S114-254	16584	S114-430B	16806	S114-750	17146
S114-152	16579	S114-254A	16584	S114-433	16203	S114-753	17509
S114-156	16211	S114-254B	16584	S114-439	16807	S114-753A	17509
S114-156A	16211	S114-254C	16584	S114-439A	16807	S114-753B	17509
S114-160	16211	S114-254D	16584	S114-440	16816	S114-753C	17509
S114-160A	16211	S114-255	16986	S114-441	16814	S114-754	17478
S114-160B	16211	S114-255A	16986	S114-441A	16814	S114-754A	17478
S114-160C	16211	S114-258	16584	S114-441B	16814	S114-755	17479
S114-160D	16211	S114-258A	16584	S114-446	16986	S114-756	17479
S114-160E	16211	S114-268	16584	S114-453	16997	S114-757	17479
S114-160F	16211	S114-269	16911	S114-454	16997	S114-766	17146
S114-160G	16211	S114-271	16270	S114-457	17104	S114-766A	17146
S114-161	16579	S114-295	16773	S114-458	17104	S114-767	17146
S114-161B	16579	S114-295A	16773	S114-459	16997	S114-767A	17146
S114-161E	16579	S114-295B	16773	S114-461	17145	S114-769	17295
S114-161F	16579	S114-296	16986	S114-461A	17145	S114-769A	17295
S114-163	16211	S114-296A	16986	S114-461B	17145	S114-801A	17695
S114-163A	16211	S114-304	16986	S114-475	17178	S114-801B	17713
S114-163B	16211	S114-305	16911	S114-475A	17178	S114-801C	17713
S114-163E	16211	S114-306	16992	S114-484	17069	S114-801D	17779
S114-163F	16211	S114-309	16992	S114-486	17178	S114-802A	17146
S114-170	16203	S114-315	16775	S114-503	16817	S12-19	16771
S114-170B	16203	S114-316	16775	S114-503A	16817	S12-19C	16771
S114-170E	16203	S114-317	16732	S114-509	16874	S12-19K	16771
S114-170F	16203	S114-317A	16732	S114-516	16817	S114-806	17745
S114-172	16209	S114-317B	16732	S114-516A	16817	S114-806A	17745
S114-172A	16209	S114-318	16732	S114-519A	17161	S114-831	17745
S114-172D	16209	S114-318A	16732	S114-520	17146	S114-831A	17745
S114-172E	16209	S114-319	16774	S114-520B	17146	S114-844	17980
S114-173	16209	S114-320	16774	S114-525	17161	S114-865	17981
S114-173B	16209	S114-320A	16774	S114-525A	17161	S114-875	17865
S114-173E	16209	S114-322	16803	S114-527	17454	S114-879	17927
S114-173F	16209	S114-322A	16803	S114-527A	17454	S114-880	17904
S114-180	16246	S114-322B	16803	S114-527B	17454	S114-881	17927
S114-180B	16246	S114-340	16735	S114-528	17196	S114-881A	17927
S114-180D	16246	S114-340D	16735	S114-528A	17196	S114-900	6749
S114-180E	16246	S114-341	16735	S114-530	17146	S114-901A	19092
S114-180F	16246	S114-344	16584	S114-533	17146	S114-902	17982
S114-180G	16246	S114-344E	16584	S114-534	17146	S114-902A	17982
S114-180M	16246	S114-345	16732	S114-535	17295	S114-902B	17982
S114-181	16246	S114-345A	16732	S114-535A	17295	S114-927	19067
S114-192	16270	S114-345B	16732	S114-556	17057	S114-927A	19067
S114-202	16270	S114-347	16811	S114-556A	17057	S114-928	17983
S114-202A	16270	S114-348	16805	S114-557	17057	S114-928A	17983
S114-208	16579	S114-348A	16805	S114-557A	17057	S114-932	17934
S114-208A	16579	S114-350	16911	S114-558	17246	S114-932A	17934
S114-208B	16579	S114-351	16911	S114-566	17492		
S114-208C	16579	S114-357	16809	S114-568	16775		
S114-208E	16579	S114-357A	16809	S114-569	17147		
S114-208F	16579	S114-357B	16809	S114-569A	17147		
S114-210	16589	S114-357C	16809	S114-605	16992		
S114-211	16589	S114-359	16911	S114-606	16993		
S114-227	16589	S114-364	16775	S114-606A	16993		
S114-229	16711	S114-374	16811	S114-606B	16993		
S114-229E	16711	S114-374A	16811	S114-607	16992		
S114-229F	16711	S114-374B	16811	S114-607A	16992		
S114-232	16954	S114-377	16991	S114-607B	16992		
S114-232A	16954	S114-378	16991	S114-607C	16992		
S114-237	16954	S114-378A	16991	S114-608	16993		
S114-245	16589	S114-393	16982	S114-608A	16993		
S114-247	16877	S114-396	16843	S114-608B	16993		
S114-247A	16877	S114-396D	16843	S114-608C	16993		
S114-247B	16877	S114-403	16811	S114-608D	16993		
S114-247C	16877	S114-403B	16811	S114-614	16843		
S114-252	16694	S114-418	17057	S114-617	17147		
S114-252A	16694	S114-419	17057	S114-617A	17147		
						<b>HONDA</b>	
						06311-P2T-003	13674
						06311-P5M-003	13722
						06311-P8F-A01	13769
						06312-P01-003	16913
						06312-P03-901	17464
						06312-P1R-5050	17661
						06312-P8A-5050	17728
						06312-RAA-505	17869
						06314-P01-305	17491
						06314-P01-306	16902
						06314-P03-306	16902
						06314-P13-306	16960
						06314-P2C-305	17587
						06314-P2E-305	17693
						06314-P2M-305	17675
						06314-P5M-305	16975
						06314-P5M-305	17474
						06314-P8A-305	17728

## INTERCHANGE / REMPLACEMENT / INTERCAMBIO

Original No. No. Original No. Original	Reman Reman Reconstruido	Original No. No. Original No. Original	Reman Reman Reconstruido	Original No. No. Original No. Original	Reman Reman Reconstruido	Original No. No. Original No. Original	Reman Reman Reconstruido
<b>HONDA</b>		<b>HONDA</b>		<b>HONDA</b>		<b>HONDA</b>	
31100-634-004	14197	31100-PA6-000	14158	31100-PK2-031	13294	31200-679-005	16589
31100-634-671	14198	31100-PA6-004	14158	31100-PK3-A01	13294	31200-679-034	16589
31100-657-004	14197	31100-PA6-014	14158	31100-PLM-A01	13893	31200-679-035	16589
31100-657-024	14184	31100-PA6-024	14158	31100-PLM-A02	13893	31200-679-044	16589
31100-671-004	14131	31100-PA6-901	14158	31100-PLM-C01	13893	31200-689-604	16600
31100-671-014	14158	31100-PAA-A01	13767	31100-PLM-C02	13893	31200-689-661	16600
31100-671-024	14131	31100-PAA-L71	13767	31100-PM5-A01	14989	31200-689-662	16600
31100-689-004	14131	31100-PB2-000	14131	31100-PM5-A02	14989	31200-GLY-A02	19008
31100-689-014	14131	31100-PB2-004	14131	31100-PM5-A07	14989	31200-P01-003	16913
31100-689-910	14131	31100-PB2-970	14131	31100-PM8-A01	14989	31200-P01-005	16902
31100-689-911	14131	31100-PB2-971	14131	31100-PM8-A02	14989	31200-P01-902	17491
31100-689-971	14131	31100-PB3-970	14158	31100-PM8-A03	14989	31200-P01-905	16902
31100-P05-C02	13700	31100-PB3-971	14158	31100-PM8-004	13966	31200-P03-005	16902
31100-P05-C04	13700	31100-PC0-004	14158	31100-PND-004	13966	31200-P03-015	16902
31100-P08-003	13509	31100-PC0-014	14158	31100-PP8-004	14931	31200-P03-901	17464
31100-P08-004	13509	31100-PC1-004	14593	31100-PP8-014	14931	31200-P03-902	17491
31100-P08-013	13509	31100-PC1-020	14593	31100-PR4-A01	13326	31200-P03-904	17464
31100-P08-014	13509	31100-PC1-971	14593	31100-PR4-A02	13326	31200-P03-P29	16902
31100-P08-024	13700	31100-PC6-004	14761	31100-PR4-C01	13433	31200-P06-L03	17492
31100-P0A-A01	13538	31100-PCB-A01	13722	31100-PR7-A01	13386	31200-P0A-003	17526
31100-P0A-A03	13538	31100-PCX-J01	13894	31100-PR7-A02	13386	31200-P0A-004	17591
31100-P0B-A01	13539	31100-PCX-J02	13894	31100-PR7-A03	13386	31200-P0A-A01	17582
31100-P0G-A02	13648	31100-PD2-004	14756	31100-PR7-J01	13714	31200-P0A-A04	17591
31100-P0G-A03	13648	31100-PD2-014	14756	31100-PRA-003	13977	31200-P0G-A01	17582
31100-P12-A01	13507	31100-PD2-024	14756	31100-PRB-003	13965	31200-P12-005	16975
31100-P12-A02	13507	31100-PD2-970	14756	31100-PRB-013	13965	31200-P13-005	16975
31100-P13-013	13506	31100-PD2-973	14756	31100-PT2-003	13507	31200-P13-903	16960
31100-P13-0133	13538	31100-PD6-004	14680	31100-PT3-A51	13325	31200-P13-904	16960
31100-P14-A01	13507	31100-PD6-014	14680	31100-PT3-A52	13325	31200-P13-905	16960
31100-P14-A02	13507	31100-PE0-003	14757	31100-PV1-A01	13395	31200-P1R-A01	17661
31100-P1E-A01	13538	31100-PE0-013	14757	31100-PV1-A02	13395	31200-P28-A52	17474
31100-P1R-A01	13684	31100-PE0-014	14757	31100-PY3-003	13387	31200-P2A-004	17721
31100-P1R-A02	13737	31100-PE0-023	14757	31100-PY3-013	13387	31200-P2A-014	17721
31100-P2E-A01	13649	31100-PE0-034	14757	31100-PZX-003	13894	31200-P2C-004	17587
31100-P2E-A02	13649	31100-PE0-921	14755	31100-R40-A01	11390	31200-P2C-901	17693
31100-P2F-C01	13330	31100-PE0-924	14755	31100-R70-A01	11392	31200-P2E-901	17693
31100-P2F-C02	13330	31100-PE1-661	14755	31100-RAA-A01	13980	31200-P2E-A51	17741
31100-P2T-003	13674	31100-PE1-662	14755	31100-RAA-A03	13980	31200-P2M-A61	17742
31100-P30-033	13540	31100-PE1-663	14755	31100-RAA-A04	13980	31200-P2M-J61	17675
31100-P3F-013	13743	31100-PE7-660	14759	31100-RAA-A05	13980	31200-P2T-J01	17771
31100-P3F-A01	13743	31100-PE7-661	14759	31100-RB0-004	11410	31200-P30-005	17527
31100-P3F-E01	11101	31100-PE7-662	14759	31100-RCA-A01	8296	31200-P30-902	17474
31100-P3F-E51	11101	31100-PE7-663	14759	31100-RCB-Y01	11030	31200-P3F-A51	17703
31100-P3F-G01	11101	31100-PEA-A01	13776	31100-RCB-Y02	11030	31200-P3F-J01	17746
31100-P3F-G52	11101	31100-PEJ-004	13649	31100-RDJ-A01	11099	31200-P3F-003	17584
31100-P3F-J01	13743	31100-PEO-004	14757	31100-RDM-A01	11062	31200-P5A-A01	17710
31100-P3F-J51	13743	31100-PEO-014	14757	31100-RGL-A01	11150	31200-P5G-003	17665
31100-P5A-003	13675	31100-PEO-034	14757	31100-RGM-A01	11150	31200-P5M-004	16975
31100-P5G-003	13685	31100-PFW-J01	13769	31100-RGW-A01	11391	31200-P5M-014	17743
31100-P5G-013	13738	31100-PFW-J02	13769	31100-RJA-A01	11151	31200-P5M-901	17712
31100-P5M-003	13722	31100-PG7-013	14759	31100-RJA-A02	11151	31200-P5M-902	17744
31100-P5M-013	13722	31100-PG7-J01	13508	31100-RJJ-004	13966	31200-P72-A01	17516
31100-P72-003	13529	31100-PG7-J02	13508	31100-RNA-A01	11176	31200-P73-A01	17584
31100-P72-013	13677	31100-PGK-A01	13918	31100-RNE-A01	11175	31200-P75-901	17517
31100-P72-C01	11100	31100-PGK-A02	13918	31100-RSH-004	11177	31200-P8A-A01	17728
31100-P72-C02	11101	31100-PGK-A03	13918	31100-RTA-003	13980	31200-P8E-A01	17728
31100-P72-U51	11101	31100-PH1-004	14855	31100-RTA-013	13980	31200-P8E-A02	17728
31100-P73-A01	13762	31100-PH1-014	14855	31100-RTA-023	13980	31200-PA0-005	16911
31100-P75-003	13529	31100-PH1-024	14855	31100-RWC-A01	11154	31200-PA0-006	16911
31100-P75-A01	13677	31100-PH1-661	14855	31100-RYP-A01	11150	31200-PA0-016	16911
31100-P75-C01	11100	31100-PH7-004	14931	31200-379-0043	16589	31200-PA0-671	16251
31100-P75-C02	11101	31100-PH7-024	14931	31200-634-005	16589	31200-PA6-005	16735
31100-P8A-A01	8220	31100-PJ0-661	14680	31200-634-670	16589	31200-PAA-A01	17526
31100-P8A-A02	8220	31100-PJ0-662	14680	31200-634-671	16589	31200-PAA-A02	17729
31100-P8C-A02	8220	31100-PJ0-663	14680	31200-657-004	16251	31200-PB1-934	16911
31100-P8E-A01	13835	31100-PK1-004	13229	31200-657-005	16589	31200-PB1-935	16911
31100-P8E-A02	13835	31100-PK1-014	13229	31200-657-015	16589	31200-PB2-016	16736
31100-P8E-A21	13835	31100-PK1-024	13229	31200-657-016	16589	31200-PC0-004	16735
31100-P8E-A22	13835	31100-PK1-A01	13229	31200-657-025	16589	31200-PC0-015	16911
31100-P8F-A01	13769	31100-PK1-A02	13229	31200-657-671	16251	31200-PC0-891	16736
31100-P8F-A02	13769	31100-PK2-003	13294	31200-671-671	16251	31200-PC1-004	16735
31100-PA0-662	14158	31100-PK2-004	13294	31200-673-015	16589	31200-PC1-005	16735
31100-PA0-663	14158	31100-PK2-014	13294			31200-PC1-015	16735

# INTERCHANGE / REMPLACEMENT / INTERCAMBIO

Original No. No. Original No. Original	Reman Reman Reconstruido	Original No. No. Original No. Original	Reman Reman Reconstruido	Original No. No. Original No. Original	Reman Reman Reconstruido	Original No. No. Original No. Original	Reman Reman Reconstruido
<b>HONDA</b>		<b>HONDA</b>		<b>HONDA</b>		<b>HONDA</b>	
31200-PC1-661	16600	31200-PT0-003	16884	AHGA77	11410	CKZ31	14158
31200-PC1-662	16600	31200-PT0-005	16975	CHA07	14755	CLB16	13386
31200-PC2-004	16736	31200-PT0-015	16975	CHA08	14757	CLB18	13387
31200-PC2-662	16600	31200-PT0-900	16960	CHA16	14759	CLB53	13685
31200-PC2-671	16736	31200-PT0-903	16960	CHA18	14759	CLB54	13675
31200-PC2-672	16736	31200-PT0-904	16890	CHA22	14755	CLB58	13738
31200-PC2-681	16901	31200-PT0-905	16960	CHA50	14989	CLG18	13714
31200-PC5-015	16911	31200-PT0-906	16960	CHA57	14989	CLG46	13769
31200-PC6-661	16906	31200-PT1-T03	16975	CHA60	13508	CLG68	13835
31200-PC6-663	16901	31200-PT1-T04	16975	CHK88	13294	CLG69	13769
31200-PC6-664	16901	31200-PV0-J02	17433	CJK09	14756	CLH08	13835
31200-PCX-A01	17803	31200-PV1-A02	17431	CJK22	14680	CLH09	13769
31200-PCX-A02	17803	31200-PV1-A03	17432	CJK35	14680	CPB03	14158
31200-PD2-661	16906	31200-PV1-A04	17432	CJK36	14855	CSC09	13918
31200-PD2-662	16901	31200-PV1-A05	17431	CJK46	14931	CSC10	11099
31200-PD2-663	16901	31200-PWA-901	17998	CJK87	13229	CSC29	13980
31200-PD2-664	16901	31200-PY3-004	17275	CJK88	13294	CSC50	11030
31200-PE0-003	16843	31200-PY3-014	17275	CJN41	13326	CSC77	11062
31200-PE0-005	16843	31200-PY3-024	17275	CJN84	13229	CSD29	11150
31200-PE0-013	16843	31200-PY3-A01	17275	CJN85	13294	CSD30	11150
31200-PE0-015	16843	31200-PY3-004	17871	CJN88	13229	CSD48	11030
31200-PE0-661	16913	31200-PZA-014	17871	CJN89	13294	CSD69	11151
31200-PE0-664	16902	31200-R40-A01	19082	CJP16	13325	CSD73	13980
31200-PE0-665	16902	31200-R41-L01	19082	CJP56	13395	CSF16	11154
31200-PE0-901	16843	31200-R70-A51	19014	CJP61	13540	CSF89	11390
31200-PE0-902	16843	31200-RAA-A01	17869	CJP75	13506	CSF91	11392
31200-PE1-671	16905	31200-RAA-A51	17870	CJP76	13507	CSF92	11391
31200-PE1-673	16914	31200-RAA-A52	17870	CJP78	13507	DF4EF	16911
31200-PE1-674	16914	31200-RAA-A61	17960	CJP92	13433	DFDEE	16735
31200-PE5-L01	16843	31200-RCA-A01	17899	CJQ21	13509	DFKEE	16843
31200-PG6-911	16905	31200-RCA-A02	17899	CJS41	11100	DFLEA	16843
31200-PG6-914	16914	31200-RCA-A51	17728	CJS42	13529	DJDE4	17845
31200-PG6-915	16914	31200-RCJ-A01	17963	CJS43	11100	DR4FM	16736
31200-PGK-A01	17728	31200-RCJ-YA01	17963	CJS44	13529	DR4R2	16736
31200-PH3-953	16845	31200-RDA-A01	19011	CJS46	13529	DR4R6	16913
31200-PH7-661	16839	31200-RDA-A02	19011	CJS49	13538	DR4U2	16884
31200-PHM-004	17901	31200-RDB-A01	19016	CJS50	13538	DR4U3	16890
31200-PHM-A01	17901	31200-RDJ-A01	17868	CJS51	13539	DR5U1	16839
31200-PK2-006	17160	31200-RDJ-A02	17868	CJS70	13540	DR5U3	17274
31200-PK2-016	17205	31200-RGL-A02	19008	CJS84	13294	DRDFE	16913
31200-PK2-026	17205	31200-RJA-A02	17915	CJS85	13507	DRDIV	16906
31200-PK2-306	16845	31200-RJE-A01	17964	CJS86	13538	DRK17	16906
31200-PK2-307	17160	31200-RKB-004	17728	CJS88	13507	DRKIE	16905
31200-PK2-953	16845	31200-RMX-004	17959	CJU12	13538	DRLFN	16913
31200-PK2-954	17201	31200-RNO-A01	19084	CJU14	13684	DRP1K	17494
31200-PK2-955	17201	31200-RNA-A01	17957	CJU31	13677	DS4H1	17703
31200-PLM-A51	17741	31200-RNA-A11	17957	CJU33	13677	DS4HX	17803
31200-PLR-A01	17845	31200-RNA-A51	17958	CJU34	11101	DS4R5	17957
31200-PLR-A02	17845	31200-RRA-A51	17960	CJU44	11101	DS4RD	17957
31200-PM1-005	16902	31200-RWC-A01	17953	CJU45	11101	DSDEC	17746
31200-PM3-003	16913	31200-RYE-A01	19010	CJU74	13722	DSDEU	17845
31200-PM3-005	16914	31200-RZA-A01	19009	CJU76	13722	DSDH6	17962
31200-PM3-J01	17285	38760-634-811	14198	CJU81	13743	DSDH9	17886
31200-PM3-J02	17285	38760-657-812	14158	CJU82	11101	DSDHL	17886
31200-PM5-L01	16843	AFGA51	13893	CJU86	13737	DSKEF	17998
31200-PM5-L02	16843	AHGA03	14989	CJU88	11101	DU4V1	19010
31200-PM5-L03	16843	AHGA17	13700	CJU97	13743	DU4V3	19014
31200-PMS-003	17846	AHGA18	13700	CJV01	13767	DX41P	17273
31200-PMS-013	17846	AHGA19	13509	CJV02	13776	DX41R	17273
31200-PND-A01	17816	AHGA21	13648	CJV04	13722	DX4R4	17285
31200-PND-A02	17816	AHGA24	13649	CJV26	13743	DX4RE	17464
31200-PND-A03	17816	AHGA25	13649	CJV33	13835	DX51D	17676
31200-PND-A04	17816	AHGA27	13330	CJV71	13722	DXD1V	17516
31200-PNE-G01	17962	AHGA33	13762	CJV77	13894	DXD1W	17517
31200-PPA-505	17844	AHGA35	13649	CJV85	11101	DXDR6	17584
31200-PPA-A02	17844	AHGA39	13330	CJV86	11101	DXDR7	17464
31200-PPA-A03	17844	AHGA44	13649	CJX67	13977	DXDRE	17526
31200-PR4-003	17273	AHGA50	13893	CJX68	13965	DXDRJ	17584
31200-PR4-A01	17494	AHGA55	13966	CJY02	13894	DXK14	17526
31200-PR7-A01	17274	AHGA61	13966	CJY24	13894	MHG001	17275
31200-PR7-J01	17676	AHGA65	13966	CKA27	14593	MHG002	17432
31200-PRB-A01	17886	AHGA67	11176	CKA29	14761	MHG003	17432
31200-PRB-A11	17886	AHGA69	11177	CKZ27	14158	MHG005	17275

## INTERCHANGE / REMPLACEMENT / INTERCAMBIO

Original No. No. Original No. Original	Reman Reman Reconstruido	Original No. No. Original No. Original	Reman Reman Reconstruido	Original No. No. Original No. Original	Reman Reman Reconstruido	Original No. No. Original No. Original	Reman Reman Reconstruido	
<b>HONDA</b>		<b>HYUNDAI</b>		<b>HYUNDAI</b>		<b>ISKRA</b>		
MHG006	17710	36100-35050	17131	37300-2G100	11189	11.139.429	16980	
MHG016	17869	36100-35510	17221	37300-39800	11012	11.139.430	17236	
MHG017	17868	36100-35900	17810	37300-3C120	11111	11.139.431	17852	
MHG018	17930	36100-37110	17763	37300-3C120	11191	11.139.432	17792	
MHG021	17915	36100-37210	17764	37300-3C150	11192	11.139.435	18360	
MHG022	17963	36100-37230	19124	37300-3C160	11192	11.139.436	17227	
MHG024	17964	36100-38050	17761	37300-3C161	11192	11.139.437	17698	
MHG027	19008	36100-38090	17762	37300-3C170	11191	11.139.440	16450	
MHG028	19011	36100-3C022	6950	37300-3C210	11387	11.139.442	17009	
P2A1K	17721	36100-3C023	6950	37300-3C610	8487	11.139.446	17855	
P2M1R	17742	36100-3C130	6949	37300-3E100	11190	11.201.067	14029	
P2T	17771	36100-3C150	6976	37300-3F020	11353	11.201.077	13094	
P2T1S	17771	36100-3C170	6977	37300-42014	14690	11.201.078	13147	
P5M0P	17712	36100-3E020	19023	37300-43850	14473	11.201.132	13094	
P5M1Z	17743	36100-42050	16854	37300-43860	14473	11.201.133	13147	
P5M22	17744	37300-11501	14942			11.201.143	14048	
PCB0X	17729	37300-11510	13291	<b>INFINITI</b>				14818
PHM3N	17901	37300-11530	14942	<b>SEE NISSAN</b>				13056
PND3J	17816	37300-21030	14708	<b>INTERNATIONAL</b>				13056
PPA3M	17844	37300-21310	13291			11.201.155	13225	
PZA3W	17871	37300-21320	14708	104195A1	4162	11.201.167	13225	
RAA43	17870	37300-21330	13291	165477R1	4149	11.201.204	13421	
RAA5K	17960	37300-21340	13291	165477R9	4149	11.201.205	14294	
RAD45	17816	37300-21350	14708	3139172R91	13018	11.201.208	14582	
RCA3Z	17899	37300-22011	13701	389276R91	7111	11.201.220	14410	
RCA4J	17899	37300-22020	13701	6011123C91	6670	11.201.257	14818	
RMX57	17959	37300-22200	13702			11.201.262	14582	
RNA50	17958	37300-22600	13839	<b>ISKRA</b>				14057
RRA53	17960	37300-22650	11011	11.130.102	16465	11.201.304	14057	
RWC5L	17953	37300-23600	13973	11.130.162	16756	11.201.306	14057	
RZA5V	19009	37300-23650	11311	11.130.166	16465	11.201.307	13056	
		37300-24510	14436	11.130.193	16756	11.201.349	14969	
		37300-24511	14436	11.130.217	16756	11.201.390	14595	
		37300-25201	11189	11.130.223	17157	11.201.404	13254	
		37300-25301	11202	11.130.234	16756	11.201.406	14294	
		37300-25310	11202	11.130.245	16619	11.201.437	14970	
		37300-32110	13328	11.130.245	16619	11.201.440	11106	
		37300-32510	14436	11.130.300	16445	11.201.446	13094	
		37300-32511	14436	11.130.321	16465	11.201.448	13147	
		37300-32511	14436	11.130.334	16547	11.201.496	14392	
		37300-32520	14436	11.130.338	17157	11.201.498	11107	
		37300-33010	13249	11.130.338	17157	11.201.509	14965	
		37300-33013	13249	11.130.343	16715	11.201.511	14421	
		37300-33030	13249	11.130.375	16619	11.201.526	13147	
		37300-33100	13289	11.130.347	16752	11.201.527	13056	
		37300-33101	13289	11.130.399	16445	11.201.527	13056	
		37300-33103	13289	11.130.483	16530	11.201.567	13147	
		37300-33110	13289	11.130.519	16465	11.201.571	14057	
		37300-35010	13352	11.130.582	16797	11.201.606	13129	
		37300-35020	13352	11.130.620	16363	11.201.613	13147	
		37300-35030	13352	11.130.722	17030	11.201.617	14779	
		37300-35560	13351	11.130.723	17030	11.201.626	13159	
		37300-35563	13351	11.130.724	17222	11.201.713	14820	
		37300-35570	13351	11.130.776	30784	11.201.744	13376	
		37300-35571	13351	11.130.809	17010	11.201.853	13025	
		37300-35573	13351	11.130.845	17223	11.201.889	13606	
		37300-35810	13435	11.130.885	16445	11.201.990	13605	
		37300-36010	13257	11.130.910	17068	11.203.005	13613	
		37300-36030	14473	11.130.911	17977	11.203.006	13613	
		37300-37110	13782	11.130.912	30784	11.203.024	13376	
		37300-37250	13945	11.130.923	17030	11.203.030	13811	
		37300-37400	11015	11.130.956	16797	11.203.075	13831	
		37300-37405	11020	11.130.957	17163	11.203.076	13902	
		37300-37800	11188	11.130.963	16530	11.203.079	13381	
		37300-38310	13783	11.130.964	16465	11.203.080	13381	
		37300-38400	11014	11.131.054	17781	11.203.110	13356	
		37300-38700	11001	11.131.055	17755	11.203.113	13797	
		37300-38710	13783	11.131.056	17750	11.203.114	13793	
		37300-39010	13887	11.131.057	17725	11.203.115	13972	
		37300-39400	11016	11.131.137	17780	11.203.116	13819	
		37300-39405	11016	11.131.310	17225	11.203.164	13792	
		37300-39435	11013	11.139.312	17417	11.203.165	13380	
		37300-39450	11012	11.139.407	17508	11.203.248	13710	
		37300-39600	13967	11.139.408	17407	11.203.459	13922	
				11.139.417	17751	11.203.711	11210	
				11.139.428	16963	11.203.770	11472	



# INTERCHANGE / REMPLACEMENT / INTERCAMBIO

Original No. No. Original No. Original	Reman Reman Reconstruido	Original No. No. Original No. Original	Reman Reman Reconstruido	Original No. No. Original No. Original	Reman Reman Reconstruido	Original No. No. Original No. Original	Reman Reman Reconstruido
<b>ISKRA</b>		<b>ISKRA</b>		<b>ISKRA</b>		<b>ISKRA</b>	
11.203.921	11065	AZE1211	16465	IA 0294	11104	IA 0580	7818-7
11203569	13626	AZE1242	17855	IA 0301	13107	IA 0581	13436
AAG1111	14029	AZE1243	16450	IA 0301	14029	IA 0581	14054
AAK1118	13094	AZE1501	16465	IA 0301	14037	IA 0582	14057
AAK1119	13147	AZE1515	16530	IA 0301	14048	IA 0582	14294
AAK1137	13129	AZE1520	16465	IA 0305	14030	IA 0585	13329
AAK1144	13094	AZE1540	17010	IA 0305	14048	IA 0585	13640
AAK1145	13147	AZE2101	17163	IA 0306	14057	IA 0590	13607
AAK1148	14048	AZE2124	17225	IA 0309	13030	IA 0591	14057
AAK1150	14818	AZE2126	17417	IA 0336	13075	IA 0601	13094
AAK1152	13056	AZE2182	17508	IA 0336	14057	IA 0601	14408
AAK1157	13056	AZE2183	17407	IA 0348	14969	IA 0606	13055
AAK1163	13225	AZE2186	17751	IA 0349	14969	IA 0606	13106
AAK1172	13421	AZE2196	16963	IA 0370	14329	IA 0606	13129
AAK1173	14294	AZE2197	16980	IA 0370	14331	IA 0606	13147
AAK1176	14582	AZE2198	17236	IA 0370	14899	IA 0612	13147
AAK1183	14410	AZE2199	17852	IA 0390	14595	IA 0612	14412
AAK2305	13025	AZE2201	17792	IA 0393	14797	IA 0613	13055
AAK3506	13129	AZE2206	18360	IA 0401	14396	IA 0613	13105
AAK3512	13147	AZE2207	17227	IA 0401	14970	IA 0613	13147
AAK3514	14779	AZE2208	17698	IA 0404	13254	IA 0613	14071
AAK3516	13159	AZE2536	17030	IA 0404	13429	IA 0613	14401
AAK3528	13254	AZE2537	17030	IA 0404	13607	IA 0613	14406
AAK3530	14294	AZE2538	17222	IA 0405	13225	IA 0613	14412
AAK3542	14970	AZE2544	30784	IA 0405	13421	IA 0613	14970
AAK3553	13094	AZE2558	17223	IA 0405	14294	IA 0617	14071
AAK3555	13147	AZE2577	17068	IA 0406	14294	IA 0617	14408
AAK3573	14392	AZE2578	17977	IA 0437	14970	IA 0617	14410
AAK3577	14965	AZE2579	30784	IA 0438	14797	IA 0617	14779
AAK3579	14421	AZE2623	17781	IA 0439	14797	IA 0626	13159
AAK3585	13147	AZE2624	17755	IA 0440	11106	IA 0705	13374
AAK3586	13056	AZE2625	17750	IA 0446	13094	IA 0713	13056
AAK4106	14818	AZE2626	17725	IA 0446	14071	IA 0713	13707
AAK4109	14582	AZE2634	17780	IA 0448	13055	IA 0713	14820
AAK4138	14057	AZE3502	16465	IA 0448	13105	IA 0731	13056
AAK4140	14057	AZE3506	16756	IA 0448	13147	IA 0731	14820
AAK4141	13056	AZE3508	16465	IA 0496	14392	IA 0732	14820
AAK4169	14969	AZE3512	16756	IA 0498	11107	IA 0733	13154
AAK4192	14595	AZE3517	16756	IA 0499	13147	IA 0733	14820
AAK4514	13147	AZE4141	17009	IA 0505	14022	IA 0733	14824
AAK4518	14057	AZF3509	16756	IA 0505	14029	IA 0744	13355
AAK4571	14820	AZF3515	17157	IA 0509	14965	IA 0744	13376
AAK5102	11106	AZF3518	16619	IA 0509	17263	IA 0744	13613
AAK5105	11107	AZF3527	16547	IA 0511	14329	IA 0744	13709
AAK5127	13376	AZF3528	17157	IA 0511	14331	IA 0749	13218
AAK5169	13606	AZF3543	16619	IA 0511	14421	IA 0811	14054
AAK5171	13381	AZF3558	16797	IA 0512	14329	IA 0889	13606
AAK5198	13605	AZJ3107	16445	IA 0512	14421	IA 0898	13381
AAK5306	13613	AZJ3197	16363	IA 0513	14565	IA 0898	13458
AAK5307	13613	AZJ3311	16445	IA 0523	14959	IA 0898	14799
AAK5309	13798	AZJ3567	16445	IA 0526	13055	IA 0990	13605
AAK5319	13376	AZJ3590	16715	IA 0526	13147	IA 1004	13613
AAK5322	13811	AZJ3591	16752	IA 0531	14037	IA 1004	13709
AAK5346	13831	IA 0067	14014	IA 0531	14048	IA 1005	13613
AAK5347	13902	IA 0067	14029	IA 0532	14895	IA 1005	13709
AAK5350	13381	IA 0067	14037	IA 0543	13055	IA 1006	13613
AAK5351	13381	IA 0112	13075	IA 0543	13147	IA 1007	13355
AAK5380	13380	IA 0112	13131	IA 0566	13107	IA 1007	13376
AAK5522	13381	IA 0143	14048	IA 0566	14048	IA 1007	13613
AAN5127	13356	IA 0145	14818	IA 0567	13147	IA 1007	13709
AAN5130	13797	IA 0208	14582	IA 0571	14057	IA 1009	13610
AAN5131	13793	IA 0215	13129	IA 0571	14610	IA 1010	13610
AAN5132	13972	IA 0220	13094	IA 0572	13107	IA 1012	13811
AAN5133	13819	IA 0220	13147	IA 0572	14048	IA 1036	13798
AAN5147	13792	IA 0220	14408	IA 0573	14048	IA 1043	13818
AAN5166	13710	IA 0220	14410	IA 0576	13107	IA 1043	13819
AAN5530	13922	IA 0220	14418	IA 0576	14048	IA 1044	13779
AAN5564	13626	IA 0220	14779	IA 0577	13039	IA 1044	13792
AAN5598	11210	IA 0230	13113	IA 0577	14048	IA 1045	13380
AAN5792	11065	IA 0257	14818	IA 0578	13107	IA 1045	13658
AAN7116	11472	IA 0262	14582	IA 0579	13033	IA 1045	13852
AZE1209	16797	IA 0293	11104	IA 0579	13107	IA 1045	13902
AZE1210	16530	IA 0293	11105	IA 0579	14048	IA 1060	13380

## INTERCHANGE / REMPLACEMENT / INTERCAMBIO

Original No. No. Original No. Original	Reman Reman Reconstruido	Original No. No. Original No. Original	Reman Reman Reconstruido	Original No. No. Original No. Original	Reman Reman Reconstruido	Original No. No. Original No. Original	Reman Reman Reconstruido
<b>ISKRA</b>		<b>ISKRA</b>		<b>ISKRA</b>		<b>ISUZU</b>	
IA 1061	13831	IS 0724	17222	IS 9429	17150	8104550530	6415
IA 1062	13902	IS 0772	16961	IS 9429	17227	8104630340	7860-3
IA 1065	13381	IS 0772	17068	IS 9430	17038	8104630341	7860-3
IA 1065	13902	IS 0773	17977	IS 9430	17410	8104634070	8160-7
IA 1066	13381	IS 0775	17416	IS 9430	17698	8104636510	8206-5
IA 1085	13793	IS 0776	30784	IS 9433	16450	8104640840	8231-5
IA 1085	13797	IS 0777	16954	IS 9435	17009	8104640850	8233-7
IA 1085	13803	IS 0777	17135	IS 9439	17497	8104644680	8290
IA 1088	13030	IS 0790	16797	IS 9441	16978	8104644760	8292
IA 1088	13380	IS 0809	17010			8104651670	6449
IA 1088	13381	IS 0845	17067	<b>ISUZU</b>		8104654590	6481
IA 1088	13458	IS 0845	17223	2901237800	13739	8104654620	6485
IA 1108	13710	IS 0845	17224	2901237801	13739	8104654940	6473
IA 1108	13779	IS 0854	17415	2901237810	13740	8104655610	6489
IA 1109	13356	IS 0956	16797	2902220020	7860-3	8104655820	6490
IA 1109	13359	IS 0957	17163	2902766000	13744	8104799230	8239
IA 1109	13793	IS 0969	17124	2902766200	13745	8152001100	8497
IA 1109	13797	IS 1024	17770	2902767200	13775	8152259280	8498
IA 1110	13972	IS 1040	16958	2902768200	13825	8152260030	8292
IA 1111	13356	IS 1040	17781	2902768300	13825	8158843480	11148
IA 1111	13359	IS 1041	17724	2902769300	17801	8159467650	11148
IA 1142	13849	IS 1041	17725	2902769410	19020	8191680390	6934
IA 1144	13850	IS 1041	17755	2903725850	13538	8890174140	6499
IA 1144	21485	IS 1042	17231	2903726060	17591	8890175570	6499
IA 1146	13851	IS 1042	17234	2911230000	17240	8890176310	6494
IA 1147	13852	IS 1042	17750	2911230020	17203	8890178460	6782
IA 1147	13946	IS 1043	17725	2911230040	17202	8912762340	17509
IA 1149	13458	IS 1060	17234	2911230060	17204	8913601132	17202
IA 1149	13850	IS 1090	3300	2911231100	17204	8920641810	17770
IA 1149	13852	IS 1090	6573	2911232080	13391	8920870590	17770
IA 1163	13853	IS 1090	17037	2911232160	13521	8940236520	13424
IA 1163	13942	IS 1094	17780	2911232180	13522	8941012351	14732
IA 1163	13947	IS 1170	17157	2911232200	17202	8941012551	14733
IA 1164	11134	IS 9304	16780	2911232220	13424	8941155670	16740
IA 1164	11149	IS 9304	16781	2911232240	17202	8941155671	16740
IA 1191	13382	IS 9304	16956	2911232260	13424	8941233870	16739
IA 1263	11472	IS 9305	17040	2911233080	13705	8941271840	14222
IA 1269	13382	IS 9306	17140	2911233280	17546	8941271850	14305
IA 1269	13626	IS 9307	17039	2912559100	16878	8941271860	14222
IA 1307	13922	IS 9307	17699	2912559140	16739	8941305600	16877
IA 1339	11208	IS 9307	17730	2912559400	14739	8941369970	14630
IA 1339	11210	IS 9308	17236	2912559520	17202	8941373450	14732
IA 1432	11065	IS 9308	17702	2912762340	17509	8941373451	14732
IA 1432	11071	IS 9309	17508	2912763340	14859	8941373452	14732
IA 1432	11133	IS 9310	17225	2912763360	14859	8941405950	14859
IA 1432	11159	IS 9311	17407	2912763380	13564	8941408950	14859
IA 1432	11161	IS 9312	17417	2912763380	13564	8941408950	14859
IA 1432	11161	IS 9312	17417	2912769200	14859	8941416640	16880
IA 9425	12383	IS 9315	6470	2912769300	14859	8941416642	16880
IA 9430	13075	IS 9318	16740	2912769320	14859	8941416643	16880
IS 0193	16756	IS 9321	16739	5811000860	16739	8941492490	16739
IS 0223	17157	IS 9329	17005	5811001550	16739	8941566710	16878
IS 0245	16619	IS 9329	17085	5811001660	16739	8941723260	16878
IS 0334	16547	IS 9406	16401	5811001661	16739	8942007200	14131
IS 0338	17157	IS 9406	16408	5811001662	16739	8942010201	16270
IS 0343	16715	IS 9407	16854	5811001663	16739	8942010520	14131
IS 0347	16752	IS 9409	17415	5811001664	16739	8942034180	14131
IS 0375	16619	IS 9410	17416	5811001830	16739	8942044380	16270
IS 0399	16445	IS 9411	17165	5811001831	16739	8942060810	14105
IS 0399	16957	IS 9411	17751	5812000530	14105	8942073580	14222
IS 0483	16530	IS 9412	17025	5812000840	14105	8942113500	14131
IS 0519	16465	IS 9412	17134	5862025850	13538	8942113501	14131
IS 0580	6723	IS 9412	17222	5862026060	17591	8942135381	16270
IS 0620	16363	IS 9421	16963	5862052600	13538	8942138220	16877
IS 0646	16463	IS 9421	17007	5862061630	13776	8942214514	14731
IS 0651	17670	IS 9422	16980	5862061680	17729	8942217170	14305
IS 0665	16658	IS 9423	17855	8011015840	7949	8942226880	16270
IS 0665	17037	IS 9424	17852	8011015841	7949	8942313070	14630
IS 0717	3261	IS 9425	17453	8011016390	7968	8942313072	14630
IS 0722	16556	IS 9425	17663	8011016391	7968	8942320811	14630
IS 0722	17030	IS 9425	17705	8104550160	6313	8942320812	14630
IS 0723	17030	IS 9425	17792	8104550190	6312	8942340630	16877
IS 0724	17025	IS 9428	17040	8104550230	6312	8942340650	16877
IS 0724	17134	IS 9428	18360	8104550250	6415	8942349871	14645

## INTERCHANGE / REMPLACEMENT / INTERCAMBIO

Original No. No. Original No. Original	Reman Reman Reconstruido	Original No. No. Original No. Original	Reman Reman Reconstruido	Original No. No. Original No. Original	Reman Reman Reconstruido	Original No. No. Original No. Original	Reman Reman Reconstruido
<b>ISUZU</b>		<b>ISUZU</b>		<b>JAGUAR</b>		<b>JEEP</b>	
8942349872	14645	8970299861	13424	C45-271E	14054	8134664	7273-12
8942349873	14645	8970327870	17204	C45-272E	14056	8134666	7134-9
8942363470	16740	8970348990	13521	C46-234	14054	9896659	3502
8942363471	16740	8970348991	13521	C46-235	14056	33002941	7973
8942384531	14649	8970348992	13521	DAC-1188E	14056	33002942	7973
8942384532	14649	8970426280	13391	DAC-3269N	16175	33003210	17046
8942387580	16740	8970426371	13564	DAC-3378	14561	33003511	8137-7
8942387581	16740	8970426372	13564	DAC-4187	13247	33003512	8137-7
8942389830	14305	8970428521	13522	DAC-4334N	17249	33004180	16980
8942389840	14305	8970428522	13522	DAC-5093	13260	83505104	7294-9
8942389850	14305	8970613590	17202	DAC-5094	13260	8933002709	17006
8942392020	14305	8970630250	14859	DAC-5224N	13260	8933003210	17046
8942417050	16270	8970630251	14859	DAC-5899	13260	8953002125	16980
8942429530	14131	8970630260	14859	DAC-8837R	17021	8982775000	6316
8942469560	14648	8970630261	14859	DBC-11590	13690	8982775001	3209
8942469561	14648	8970638121	13705	DBC-1939N	17021	8982775002	3502
8942469570	14731	8970645530	17546	DBC-2937E	17149	8982775004	7127-3
8942469571	14731	8970653150	17204	DBC-2937N	17149	8982775004	7127-9
8942510881	16879	8970703430	13391	DBC-3067	13247	8982775005	7273-3
8942510882	16879	8970845780	14859	DBC-3102	13247	8982775005	7273-9
8942529530	14131	8970845790	14859	DBC-4187	13247	8982775005	7273-12
8943258450	14739	8970863650	13564-70	DBC-6815	13260	8982775006	7127-9
8943367300	14859	8970959640	14652	DBC-6816	13260	8982775007	7134-3
8943367310	14859	8971018161	13744	DBC-6819	13524	8982775007	7134-9
8943387981	17202	8971018162	13744	DBC-6820	13260	8982775012	3133
8943444721	17204	8971041011	13745	DBC-6923E	17690	8982775013	6313
8943444722	17204	8971041012	13745	DBC-6923N	17690	8982775042	17005
8943446930	17204	8971097800	13739	DBC-6924E	17249	8982775123	17006
8943449722	17204	8971097801	13739	DBC-6924N	17249	8982775128	7818-3
8943601131	17202	8971097810	13740	JLM-153	14095	8982775129	7818-3
8943601132	17202	8971211800	13521	JLM-153E	14095	8982775130	7818-7
8943647220	17509	8971211930	13522	JLM-276	14561	8982775131	7817-7
8943647221	17509	8971239230	17509	LCA-1850AB	17714	8982775132	16980
8943718330	17240	8971307520	13757	LJA-1800	13758	8982775152	17046
8943718331	17240	8971307760	13775	LJA-1800AC	13758	8983503480	16980
8943770240	17240	8971307761	13775	LJA-1800AD	13758	JR775000	6316
8943843140	17546	8971671570	13837	LNA-1800BA	13524	JR775001	3209
8943843141	17546	8971671571	13837	LNA-1800DA	13524	JR775002	3502
8944017930	14648	8971769120	13564-70	LNC-1800AA	13758	JR775004	7127-3
8944017932	14648	8971873040	13837	XR8-6934	13909	JR775004	7127-9
8944050440	14648	8972043260	13935	XR8-8577	13908	JR775005	7273-3
8944050442	14648	8972043320	13825	XR8-22418	13925	JR775005	7273-9
8944086740	14857	8972095483	17801	XR8-37164	13908	JR775005	7273-12
8944127300	16739	8972095484	17801	XR8-37165	11092	JR775006	7282-3
8944127301	16739	8972103730	13875	XR8-42452	13908	JR775007	7134-3
8944135210	14859	8972415160	11047	XR8-42453	11092	JR775007	7134-9
8944136210	14859	8972873510	11010	XR8-48128	6651	JR775012	3133
8944367300	14859	8973291631	17801			JR775013	6313
8944393050	14939	8973387981	17202	<b>JEEP</b>		JR775015	14329
8944393150	16883	8973553400	13825	3182772	3207	JR775016	14331
8944393151	16883	8973828350	17801	3182972	3207	JR775018	17035
8944410571	17202	8976299861	13424	3193382	3208	JR775024	14895
8944410870	17202	8980023950	19020	3212235	3207	JR775026	14959
8944456720	14732	9821006060	16190	3231371	3209	JR775029	14891
8944489590	16739	9821006350	16190	3231372	3209	JR775042	17005
8944489591	16739			3236659	3502	JR775060	16463
8944492650	14859	<b>JAGUAR</b>		3238665	3209	JR775069	14329
8944492660	14859	AEU-1929	14561	3242283	3133	JR775078	16980
8944497810	14733	AEU-1929E	14561	3250028	3210	JR775079	16797
8944497811	14733	AEU-1929N	14561	3250032	3210	JR775123	17006
8944497820	16879	AEU-1930N	14092	5752791	3209	JR775125	7902-11
8944629860	14733	AJ8-3990	17807	8127023	7127-9	JR775126	7902-11
8944692460	16878	C2C-1127	6651	8129649	13108	JR775127	7873-11
8944729540	17202	C2C-1310	13979	8131881	7127-9	JR775128	7818-3
8944729541	17202	C2C-19630	13979	8132842	13108	JR775129	7818-3
8944807900	16879	C2C-37198	6651	8133270	7134-9	JR775130	7818-7
8944807910	17203	C2P-1974	13979	8133346	7134-3	JR775131	7817-7
8970186322	17204	C2S-1396	6656	8133346	7134-9	JR775132	16980
8970236520	13424	C2S-3710	13926	8134193	6316	JR775133	17163
8970275680	13391	C2S-43297	6656	8134663	7127-3	JR775137	16797
8970275681	13391	C2S-47479	6656	8134663	7127-9	JR775145	14900
8970275682	13391	C37-948N	16178	8134664	7273-3	JR775146	14900
8970299860	13424	C45-271	14054	8134664	7273-9	JR775147	8137-7



# INTERCHANGE / REMPLACEMENT / INTERCAMBIO

Original No. No. Original No. Original	Reman Reman Reconstruido	Original No. No. Original No. Original	Reman Reman Reconstruido	Original No. No. Original No. Original	Reman Reman Reconstruido	Original No. No. Original No. Original	Reman Reman Reconstruido
<b>LESTER</b>		<b>LESTER</b>		<b>LESTER</b>		<b>LESTER</b>	
6312	6312	6669	6669	7127-9	7127-9	7549	7549
6313	6313	6670	6670	7127-12	7127-12	7552	7552
6315	6315	6674	6674	7133	7133	7705-3	7705-3
6316	6316	6675	6675	7134-3	7134-3	7705-9	7705-9
6317	6310	6676	6676	7134-6	7134-6	7705-12	7705-12
6318	6318	6677	6677	7134-6R	7134-6R	7716-2	7716-2
6319	6319	6678	6678	7134-9	7134-9	7716-10	7716-10
6324	6312	6690	6690	7134-9R	7134-9R	7732-2	7732-2
6327	6327	6691	3267	7134-12	7134-12	7732-10	7732-10
6330	6330	6692	6692	7134-R	7134-R	7735-2	7735-2
6331	6331	6693	6674	7135	7135	7735-10	7735-10
6339	6339	6723	6723	7135M	7135	7742	7742
6343	6343	6724	6724	7135-R	7135-R	7744-2	7744-2
6401	6401	6726	6726	7137-3	7134-3	7744-10	7744-10
6407	6407	6727	6727	7137-6	7137-6	7745-2	7745-2
6413	6413	6749	6749	7137-6R	7134-6R	7745-10	7735-10
6415	6415	6750	6724	7137-9	7134-9	7746-2	7746-2
6416	6416	6751	6751	7137-12	7134-12	7748	7748
6418	6418	6755	6755	7137-R	7134-R	7749-3	7749-3
6419	6419	6756	6756	7145-3	7145-3	7749-11	7749-11
6424	6424	6757	6757	7145-6	7145-6	7750	7750
6426	6426	6761	6761	7145-12	7145-12	7751	7751
6431	6431	6763	6763	7157M	7157	7752	7752
6432	6433	6782	6782	7191-12	7192-12	7753	7753
6433	6433	6783	6783	7192-12	7192-12	7755-3	7755-3
6442	6442	6784	6784	7272-3	7273-3	7755-11	7755-11
6443	6443	6785	6785	7272-6	7273-6	7756-3	7756-3
6445	6445	6786	6786	7272-9	7273-9	7756-7	7756-7
6449L	6449	6934	6934	7272-12	7273-12	7760	7760
6449M	6449	6935	6935	7273-3	7273-3	7763	7763
6455	6484	6939	6939	7273-3R	7273-3R	7764	7764
6468	6468	6940	6940	7273-6	7273-6	7765	7765
6469	6469	6941	6941	7273-9	7273-9	7767	7767
6470	6470	6942	6942	7273-9R	7273-9R	7768	7768
6471	6471	6943	6493	7273-12	7273-12	7769	7769
6472	6472	6944	6944	7273-R	7273-R	7770	7770
6473	6473	6945	6945	7275-12	7278-12	7771	7771
6474	6474	6946	6946	7277-6	7278-6	7772	7772
6475	6475	6947	6947	7277-9	7278-9	7773	7773
6476	6476	6949	6949	7278-6	7278-6	7774	7774
6480	6480	6950	6950	7278-9	7278-9	7775	7775
6481	6481	6970	6970	7278-12	7278-12	7776	7776
6482	6482	6971	6971	7279-6	7278-6	7777	7777
6483	6483	6972	6972	7279-9	7278-9	7780	7780
6484	6484	6975	6975	7282-3	7282-3	7780A	7780A
6485	6485	6976	6976	7282-9	7282-9	7781	7781
6486	6486	6977	6977	7287-6	7287-6	7784	7784
6487	6487	6978	6978	7287-9	7287-9	7786	7786
6488	6488	6980	6980	7287-12	7287-12	7787	7787
6489	6489	7002	7002	7288-12	7288-12	7788	7788
6490	6490	7006	7006	7290-3	7290-3	7790	7790
6491	6491	7007	7007	7290-6	7290-6	7791	7791
6492	6492	7015	7015	7290-9	7290-9	7792	7792
6493	6493	7024	7024	7290-12	7290-12	7793	7793
6494	6494	7051	7051	7291-12	7291-12	7794	7794
6495	6495	7058	7058	7292-3	7292-3	7795	7795
6497	6497	7067	7067	7292-3R	7292-3R	7796	7796
6498	6498	7068	7068	7292-6R	7292-6R	7797	7797
6499	6499	7069	7069	7292-9	7292-9	7798	7798
6524	6524	7072-3	7072-3	7292-9R	7292-9R	7799	7799
6573	6573	7072-9	7072-9	7294-3	7294-3	7801-3	7801-3
6608	6608	7072-12	7072-12	7294-6	7294-6	7801-7	7801-7
6642	6642	7074-9	7705-9	7294-9	7294-9	7801-11	7801-11
6643	6643	7078	7078	7294-12	7294-12	7802-3	7802-3
6645	6645	7083	7083	7294-R	7294-R	7802-7	7802-7
6646	6646	7088-2	7088-2	7395	7395	7802-11	7802-11
6647	6647	7088-10	7088-10	7427	7427	7803-7	7803-7
6651	6651	7091	7091	7429	7429	7804-11	7804-11
6652	6652	7107	7107	7505	7505	7805-5	7805-5
6655	6655	7111	7111	7509	7509	7805-11	7805-11
6656	6656	7122	7122	7521	7521	7806-2	7806-2
6657	6657	7127-3	7127-3	7537	7537	7820-11	7820-11
6658	6658	7127-6	7127-6	7546	7546	7808-3	7888-3

## INTERCHANGE / REMPLACEMENT / INTERCAMBIO

Original No. No. Original No. Original	Reman Reman Reconstruido	Original No. No. Original No. Original	Reman Reman Reconstruido	Original No. No. Original No. Original	Reman Reman Reconstruido	Original No. No. Original No. Original	Reman Reman Reconstruido
<b>LESTER</b>		<b>LESTER</b>		<b>LESTER</b>		<b>LESTER</b>	
7808-7	7888-7	7969-2	7969-2	8218-2	8218-2	8293	8293
7812-11	7812-11	7972	7973	8219-5	8219-5	8294	8294
7817-3	7818-3	7973	7973	8220	8220	8296	8296
7817-7	7817-7	7974-7	7861-7	8221-5	8221-5	8299	8299
7818-3	7818-3	7977-11	8166-11	8222-3	8222-3	8300	8300
7818-7	7818-7	7981-7	7861-7	8223-7	8223-7	8301	8301
7819-11	7819-11	7984-2	7984-2	8224-11	8224-11	8302	8302
7820-11	7820-11	7984-5	7984-5	8225-7	8225-7	8303	8303
7830-3	7830-3	7984-7	7984-7	8226-11	8226-11	8304	8304
7830-3R	7830-3R	7985-2	7985-2	8227-5	8227-5	8305	8305
7830-9	7830-9	7985-11	7985-11	8228-7	8228-7	8306	8306
7830-9R	7830-9R	8009-5	8009-5	8229-7	8229-7	8307	8307
7830	7830-3	8103-7	8103-7	8230-7	8230-7	8308	8308
7854-9	7854-9	8103-11	8103-11	8231-5	8231-5	8309	8309
7858-11	7858-11	8106-7	8106-7	8232	8232	8310	8310
7859-7	7859-7	8107	8215	8233-7	8233-7	8311	8311
7860-3	7860-3	8112-5	8112-5	8234-5	8234-5	8312	8312
7860-7	7860-7	8113-11	8113-11	8234-5	8243-5	8313	8313
7860-11	7860-11	8114-3	8114-3	8235	8235	8314	8314
7861-3	7861-3	8119-7	8119-7	8236	8236	8315	8315
7861-7	7861-7	8127-11	8127-11	8237	8237	8316	8316
7861-11	7861-11	8128	8128	8238	8247	8317	8317
7863-2	7863-2	8130-11	8130-11	8239	8239	8318	8318
7864-2	7864-2	8134-7	8134-7	8240-7	8230-7	8319	8319
7864-5	7864-5	8136-2	8136-2	8241	8241	8401	8401
7864-11	7864-11	8137-7	8137-7	8242-5	8242-5	8402	8402
7867-11	7858-11	8137-11	8137-11	8243-5	8234-5	8403	8403
7870-11	7801-11	8153	8153	8243-5	8243-5	8404	8404
7872-3	7801-3	8154-7	8137-7	8244	8244	8405	8405
7873-11	7873-11	8155-3	8155-3	8245	8245	8406	8406
7880-3	7860-3	8156-3	8156-3	8246-5	8246-5	8407	8407
7880-7	7860-7	8158-5	8158-5	8247	8247	8408	8408
7880-11	7860-11	8160-5	8160-5	8248-11	8248-11	8418	8418
7883-7	7859-7	8160-7	8160-7	8249-7	8249-7	8429	8429
7886-11	7933-11	8160-11	8160-11	8250	8250	8436	8436
7888-3	7888-3	8163-2	8163-2	8251	8251	8437	8437
7888-7	7888-7	8163-11	8163-11	8252	8252	8439	8439
7888-11	7888-11	8165-3	8165-3	8253	8253	8440	8440
7894-3	7802-3	8165-7	8165-7	8254	8254	8442	8442
7894-7	7802-7	8165-11	8165-11	8255	8255	8443	8443
7894-11	7802-11	8166-11	8166-11	8256	8256	8444	8444
7897-11	7902-11	8167-11	8167-11	8257	8257	8445	8445
7901-2	7901-2	8169-7	8169-7	8258	8258	8446	8446
7901-5	7901-5	8169-11	8169-11	8259	8259	8447	8447
7901-7	7901-7	8170-11	8170-11	8260	8260	8448	8448
7901-11	7901-11	8171-7	8171-7	8261	8261	8472	8472
7902-11	7902-11	8172-7	8172-7	8263	8263	8473	8473
7904-2	7904-2	8173-2	8173-2	8264	8264	8474	8474
7910-3	7910-3	8174-5	8174-5	8265	8265	8475	8475
7914-11	7914-11	8175-11	8175-11	8266	8266	8477	8477
7917-11	7917-11	8179-7	8179-7	8267	8267	8478	8478
7918-5	7918-5	8183-5	8183-5	8268	8268	8479	8479
7918-7	7918-7	8188-11	8188-11	8269	8269	8483	8483
7921-3	7861-3	8189-7	8189-7	8270-7	8270-7	8484	8484
7921-7	7861-7	8190-11	8190-11	8271-7	8270-7	8485	8485
7921-11	7861-11	8191-5	8191-5	8272-11	8272-11	8486	8486
7925-11	7917-11	8192-5	8192-5	8273	8273	8487	8487
7926-7	7926-7	8193-5	8193-5	8274	8274	8489	8489
7929	7929	8194-7	8194-7	8275-2	8275-2	8497	8497
7933-11	7933-11	8197-7	8197-7	8276-7	8276-7	8498	8498
7934-12	7934-12	8199-2	8199-2	8277	8277	8499	8499
7937-3	7937-3	8200-11	8200-11	8278	8278	8511	8511
7937-7	7937-7	8202-7	8202-7	8279	8270-7	8512	8512
7937-11	7937-11	8203-5	8203-5	8280	8280	8513	8513
7939-3	7939-3	8204-11	8204-11	8281	8281	8516	8516
7942-2	7942-2	8206-5	8206-5	8282	8282	8517	8517
7949	7949	8208-2	8208-2	8283	8283	8518	8518
7954	7954	8209-5	8209-5	8284	8284	8519	8519
7955-7	7955-7	8213-7	8213-7	8286	8286	8520	8520
7964-7	8103-7	8214-11	8214-11	8287	8287	8521	8521
7964-11	8103-11	8215	8215	8290	8290	8522	8522
7966-2	7966-2	8216-5	8216-5	8291	8247	8550	8550
7968	7968	8217-3	8217-3	8292	8292	9005	9005

# INTERCHANGE / REMPLACEMENT / INTERCAMBIO

Original No. No. Original No. Original	Reman Reman Reconstruido	Original No. No. Original No. Original	Reman Reman Reconstruido	Original No. No. Original No. Original	Reman Reman Reconstruido	Original No. No. Original No. Original	Reman Reman Reconstruido
<b>LESTER</b>		<b>LESTER</b>		<b>LESTER</b>		<b>LESTER</b>	
9010	9010	11068	11068	11142	11142	11222	11222
9112	9112	11069	11069	11143	11143	11223	11223
9202	9202	11070	11070	11144	11144	11224	11224
9205	9205	11071	11071	11145	11145	11225	11225
9213	9213	11072	11072	11146	11146	11226	11226
9410	9410	11074	11074	11147	11147	11227	11227
10240	10240	11075	11075	11148	11148	11228	11228
11000	11000	11076	11073	11149	11149	11229	11229
11001	11001	11076	11076	11150	11150	11230	11230
11003	11003	11077	11077	11151	11151	11231	11231
11004	11004	11078	11078	11152	11152	11232	11232
11005	11005	11079	11079	11153	11153	11233	11233
11006	11006	11080	11080	11154	11154	11234	11234
11007	11007	11081	11081	11155	11155	11235	11235
11008	11008	11082	11082	11156	11156	11236	11236
11009	11009	11083	11083	11157	11157	11237	11237
11010	11010	11084	11084	11158	11158	11238	11238
11011	11011	11085	11085	11159	11159	11239	11239
11012	11012	11086	11086	11160	11160	11240	11240
11013	11013	11087	11087	11161	11161	11241	11241
11014	11014	11088	11088	11162	11162	11242	11242
11015	11015	11089	11089	11163	11163	11243	11243
11016	11016	11090	11090	11164	11164	11244	11244
11017	11017	11091	11091	11165	11165	11245	11245
11018	11018	11092	11092	11167	11167	11246	11246
11020	11020	11093	11093	11168	11168	11247	11247
11021	11021	11094	11094	11169	11169	11248	11248
11022	11022	11095	11095	11170	11170	11249	11249
11023	11023	11096	11096	11172	11172	11250	11250
11024	11024	11097	11097	11173	11173	11251	11251
11025	11025	11098	11098	11174	11174	11252	11252
11026	11026	11099	11099	11175	11175	11253	11253
11027	11027	11100	11100	11176	11176	11254	11254
11028	11028	11101	11101	11177	11177	11255	11255
11029	11029	11102	11102	11178	11178	11256	11256
11030	11030	11103	11103	11179	11179	11258	11258
11031	11031	11104	11104	11180	11180	11260	11260
11032	11032	11105	11105	11181	11181	11262	11262
11033	11033	11106	11106	11183	11183	11263	11263
11034	11034	11107	11107	11184	11184	11264	11264
11035	11035	11108	11108	11185	11185	11265	11265
11036	11036	11109	11109	11186	11186	11266	11266
11037	11037	11110	11110	11187	11187	11267	11267
11038	11038	11111	11111	11188	11188	11269	11269
11039	11039	11112	11112	11189	11189	11270	11270
11040	11040	11113	11113	11190	11190	11271	11271
11041	11041	11114	11114	11191	11191	11272	11272
11042	11042	11115	11115	11192	11192	11273	11268
11043	11043	11116	11116	11193	11191	11273	11273
11044	11044	11118	11118	11194	11194	11274	11274
11045	11045	11119	11119	11195	11195	11275	11275
11046	11046	11120	11120	11196	11196	11276	11276
11047	11047	11121	11121	11197	11197	11278	11278
11048	11048	11122	11122	11198	11198	11279	11279
11049	11049	11123	11123	11201	11201	11280	11280
11050	11050	11124	11124	11202	11202	11281	11281
11051	11051	11125	11125	11203	11203	11282	11282
11052	11052	11126	11126	11204	11204	11283	11283
11053	11053	11127	11127	11205	11205	11284	11284
11054	11054	11128	11128	11206	11206	11285	11285
11055	11055	11129	11129	11207	11207	11286	11286
11056	11056	11130	11130	11208	11208	11288	11288
11057	11057	11131	11131	11209	11209	11290	11290
11058	11058	11132	11132	11210	11210	11291	11291
11059	11059	11133	11133	11211	11211	11292	11292
11060	11060	11134	11134	11213	11213	11293	11293
11061	11061	11135	11135	11215	11215	11294	11294
11062	11062	11136	11136	11216	11216	11295	11295
11063	11063	11137	11137	11217	11217	11296	11296
11064	11064	11138	11138	11218	11218	11297	11297
11065	11065	11139	11139	11219	11219	11298	11298
11066	11066	11140	11140	11220	11220	11299	11299
11067	11067	11141	11141	11221	11221	11300	11300

## INTERCHANGE / REMPLACEMENT / INTERCAMBIO

Original No. No. Original No. Original	Reman Reman Reconstruido	Original No. No. Original No. Original	Reman Reman Reconstruido	Original No. No. Original No. Original	Reman Reman Reconstruido	Original No. No. Original No. Original	Reman Reman Reconstruido
<b>LESTER</b>		<b>LESTER</b>		<b>LESTER</b>		<b>LESTER</b>	
11301	11301	11385	11385	12385	12385	13225	13225
11302	11302	11386	11386	13001	13014	13227	13227
11303	11303	11387	11387	13009	13009	13229	13229
11304	11304	11390	11390	13011	13038	13230	13230
11305	11305	11391	11391	13014	13014	13231	13231
11306	11306	11392	11392	13018	13018	13234	13234
11307	11307	11393	11393	13023	13023	13235	13235
11308	11308	11394	11394	13024	13009	13236	13236
11309	11309	11396	11396	13025	13025	13237	13237
11310	11310	11397	11397	13028	13028	13238	13238
11311	11311	11398	11398	13030	13030	13239	13239
11312	11312	11399	11399	13033	13033	13240	13240
11313	11313	11401	11401	13034	13034	13241	13241
11314	11314	11402	11402	13038	13038	13242	13242
11315	11315	11403	11403	13039	13039	13243	13243
11316	11316	11404	11404	13048	13048	13244	13244
11317	11317	11405	11405	13054	13055	13245	13245
11318	11318	11406	11406	13055	13055	13246	13246
11322	11322	11410	11410	13055	13147	13247	13247
11323	11323	11412	11412	13056	13056	13248	13248
11324	11324	11413	11413	13069	13069	13249	13249
11325	11325	11414	11414	13075	13075	13250	13250
11326	11326	11416	11416	13080	13080	13251	13250
11327	11327	11420	11420	13093	13094	13252	13252
11328	11328	11421	11421	13094	13094	13254	13254
11329	11329	11423	11168	13101	13113	13255	13336
11330	11330	11424	11424	13102	13102	13256	13256
11333	11333	11425	11425	13103	13835	13257	13257
11334	11334	11427	11427	13105	13105	13259	13259
11335	11335	11428	11428	13106	13106	13260	13260
11336	11336	11429	11429	13107	13107	13261	13261
11336	23850	11430	11430	13108	13108	13262	13262
11337	11337	11431	11431	13109	13129	13263	13263
11338	11338	11432	11432	13112	13102	13265	14757
11339	11339	11433	11433	13113	13113	13266	14989
11340	11340	11434	11434	13119	14595	13268	13268
11341	11341	11436	11413	13122	13122	13269	13269
11342	11342	11440	11440	13129	13129	13270	13270
11343	11343	11443	11443	13131	13131	13271	13249
11344	11344	11445	11445	13140	13140	13272	13272
11345	11345	11446	11446	13147	13147	13273	13273
11346	11346	11447	11447	13150	13150	13275	13275
11347	11347	11448	11448	13152	14057	13276	13276
11348	11348	11449	11449	13153	13056	13277	13277
11350	11350	11450	11450	13154	13154	13278	13278
11351	11351	11451	11451	13159	13159	13280	13280
11352	11352	11454	11454	13161	13161	13281	13281
11353	11353	11455	11455	13168	13168	13282	13282
11354	11354	11457	11457	13169	14340	13285	13285
11355	11355	11460	11460	13171	13171	13286	13286
11356	11356	11463	11463	13174	14797	13287	13287
11357	11357	11466	11466	13184	13184	13289	13289
11358	11261	11467	11467	13185	13184	13290	13290
11358	11358	11468	11144	13185	13185	13291	13291
11362	11362	11470	11470	13186	13186	13292	13292
11363	11363	11472	11472	13187	13187	13293	13293
11364	11364	11475	11475	13188	13188	13294	13294
11366	11366	11476	11476	13189	13189	13295	13295
11367	11367	11479	11479	13190	13190	13297	13297
11368	11368	11480	11480	13191	14765	13298	13298
11369	11369	11485	11485	13196	13196	13299	13299
11370	11370	11486	11486	13197	13332	13300	13300
11371	11371	11487	11487	13208	13025	13301	13301
11373	11373	11488	11488	13210	13210	13302	13302
11374	11374	11505	11203	13211	13211	13303	13480
11375	11375	11527	11432	13212	13212	13304	13304
11376	11376	11532	11532	13213	13336	13305	13305
11377	11377	11543	11543	13214	13415	13306	13306
11378	11378	11565	11565	13216	13216	13307	13307
11380	11380	12075	12075	13218	13218	13308	13308
11381	11381	12382	12382	13219	13218	13309	13309
11382	11382	12383	12383	13220	13220	13310	13310
11383	11383	12384	12384	13224	14900	13311	13311



# INTERCHANGE / REMPLACEMENT / INTERCAMBIO

Original No. No. Original No. Original	Reman Reman Reconstruido	Original No. No. Original No. Original	Reman Reman Reconstruido	Original No. No. Original No. Original	Reman Reman Reconstruido	Original No. No. Original No. Original	Reman Reman Reconstruido
<b>LESTER</b>		<b>LESTER</b>		<b>LESTER</b>		<b>LESTER</b>	
13312	13312	13397	13397	13500	13500	13612	13612
13313	13313	13398	13398	13501	13501	13613	13613
13314	13314	13399	13399	13502	13502	13614	13559
13315	13315	13405	13405	13503	13503	13615	13615
13316	13316	13406	13406	13506	13506	13616	13616
13317	13317	13407	13407	13507	13507	13617	13617
13319	14683	13408	13392	13508	13508	13618	13618
13320	13320	13409	13409	13509	13509	13619	13619
13321	13321	13410	13410	13511	13511	13622	13622
13323	13323	13411	13454	13512	13512	13623	13623
13324	13324	13413	13413	13519	13519	13624	13624
13325	13325	13414	13414	13520	13520	13625	13625
13326	13326	13415	13415	13521	13521	13626	13626
13327	13327	13416	13415	13522	13522	13628	13628
13328	13328	13417	13417	13523	13523	13631	13631
13329	13329	13419	13419	13524	13524	13636	13636
13330	13330	13421	13421	13525	13525	13637	13637
13331	13331	13422	13422	13526	13526	13638	13638
13332	13332	13423	13424	13529	13529	13639	13639
13334	13334	13424	13424	13531	13531	13640	13640
13335	13334	13429	13429	13533	13533	13641	13641
13336	13336	13430	13430	13534	13534	13642	13641
13337	13337	13432	13227	13535	13478	13643	13643
13338	13234	13433	13433	13536	13536	13644	13644
13339	13339	13434	13434	13537	13537	13645	13645
13341	13341	13435	13435	13538	13538	13646	13646
13349	13349	13436	13436	13539	13539	13648	13648
13350	13350	13439	13430	13540	13540	13649	13649
13351	13351	13440	13440	13541	13541	13650	13559
13352	13352	13442	13341	13542	13542	13655	13606
13353	13245	13443	13443	13545	13545	13656	13605
13353	13354	13444	13444	13546	13546	13657	13639
13354	13354	13445	13445	13547	13547	13658	13658
13355	13355	13446	13446	13548	13548	13660	13660
13356	13356	13447	13447	13549	13329	13661	13661
13357	13357	13448	13448	13551	13482	13662	13662
13359	13359	13449	13449	13552	13552	13663	13663
13360	13360	13450	13450	13553	13553	13664	13664
13361	13361	13451	13451	13556	13556	13668	13668
13362	13362	13453	13453	13557	13557	13669	13669
13363	13363	13454	13454	13558	13558	13670	13671
13364	13364	13455	13393	13559	13559	13671	13671
13365	13365	13456	13456	13562	13562	13673	13673
13366	13366	13457	13457	13564	13564	13674	13674
13367	13367	13458	13458	13564-70	13564-70	13675	13675
13368	13368	13459	13459	13566	13566	13677	13677
13369	13369	13460	13460	13569	13391	13679	13753
13370	13370	13462	13462	13574	13574	13680	13680
13371	13371	13464	13464	13575	13575	13684	13684
13372	13372	13465	13465	13577	13577	13685	13685
13373	13373	13466	13466	13578	13578	13687	13687
13374	13374	13467	13467	13580	13580	13688	13688
13375	13375	13468	13468	13582	13582	13689	13689
13376	13376	13469	13469	13584	13584	13690	13690
13378	13378	13470	13470	13585	13585	13692	13692
13379	13379	13471	13471	13586	13586	13696	13696
13380	13380	13473	13473	13587	13587	13697	13697
13381	13381	13474	13474	13592	13592	13700	13700
13382	13382	13477	13477	13593	13593	13701	13701
13383	13383	13478	13478	13594	13594	13702	13702
13384	13384	13479	13479	13595	13595	13703	13351
13385	13385	13480	13480	13596	13596	13705	13705
13386	13386	13482	13482	13597	13597	13706	13706
13387	13387	13485	13485	13598	13598	13707	13707
13388	13386	13486	13486	13602	13602	13709	13709
13389	13389	13487	13486	13603	13603	13710	13710
13390	13390	13489	13536	13604	13604	13711	13711
13391	13391	13492	13492	13605	13605	13712	13712
13392	13392	13495	13495	13606	13606	13713	13713
13393	13393	13496	13496	13607	13607	13714	13714
13394	13456	13497	13497	13608	13509	13715	13715
13395	13395	13498	13498	13609	13609	13716	13717
13396	13396	13499	13499	13610	13610	13717	13717

## INTERCHANGE / REMPLACEMENT / INTERCAMBIO

Original No. No. Original No. Original	Reman Reman Reconstruido	Original No. No. Original No. Original	Reman Reman Reconstruido	Original No. No. Original No. Original	Reman Reman Reconstruido	Original No. No. Original No. Original	Reman Reman Reconstruido
<b>LESTER</b>		<b>LESTER</b>		<b>LESTER</b>		<b>LESTER</b>	
13718	13718	13791	13791	13866	13866	13939	13939
13719	13719	13792	13792	13867	13867	13940	13940
13720	13720	13793	13793	13868	13868	13941	13446
13721	13721	13794	13794	13869	13869	13942	13942
13722	13722	13795	13795	13870	13870	13943	13943
13723	13640	13796	13796	13871	13871	13944	13944
13724	13724	13797	13797	13872	13872	13945	13945
13725	13725	13798	13798	13873	13873	13946	13946
13726	13726	13799	13799	13873CP	13873CP	13947	13947
13727	13727	13800	13800	13874	13874	13948	13948
13728	13728	13801	13801	13875	13875	13949	13949
13729	13729	13802	13802	13876	13876	13950	13950
13730	13731	13803	13803	13877	13877	13951	13951
13731	13731	13804	13804	13878	13878	13952	13952
13732	13732	13805	13805	13879	13879	13953	13953
13733	13733	13806	13806	13880	13880	13954	13954
13734	13734	13807	13807	13881	13881	13955	13955
13735	13735	13808	13808	13882	13882	13956	13956
13736	13736	13809	13809	13883	13883	13957	13957
13737	13737	13810	13810	13884	13884	13958	13958
13738	13738	13811	13811	13885	13885	13959	13959
13739	13739	13812	13812	13886	13886	13960	13960
13740	13740	13813	13813	13887	13887	13961	13961
13741	13741	13814	13814	13888	13888	13962	13962
13742	13742	13815	13815	13889	13889	13963	13963
13743	13743	13816	13816	13890	13890	13964	13964
13744	13744	13817	13817	13892	13892	13965	13965
13745	13745	13818	13818	13893	13893	13966	13966
13746	13746	13819	13819	13894	13894	13967	13967
13747	13747	13820	13820	13895	13895	13968	13968
13748	13748	13821	13821	13896	13896	13969	13969
13749	13749	13822	13822	13897	13897	13969A	13969CP
13750	13750	13823	13823	13898	13898	13970	13970
13751	13751	13824	13824	13899	13899	13971	13971
13752	13752	13825	13825	13900	13900	13972	13972
13753	13753	13826	13639	13901	13639	13973	13973
13754	13754	13826	13826	13902	13902	13974	13974
13755	13755	13827	13827	13903	13381	13975	13975
13756	13756	13828	13828	13904	13904	13976	13976
13757	13757	13829	13829	13905	13905	13977	13977
13758	13758	13831	13831	13906	13906	13978	13978
13759	13759	13832	13832	13907	13907	13979	13979
13760	13760	13833	13833	13908	13908	13980	13980
13761	13761	13834	13834	13909	13909	13981	13981
13762	13762	13835	13835	13910	13910	13982	13982
13763	13763	13836	13769	13911	13911	13983	13983
13764	13764	13837	13837	13912	13912	13984	13984
13765	13765	13838	13838	13913	13913	13985	13985
13766	13766	13839	13839	13914	13914	13986	13986
13767	13767	13840	13840	13915	13915	13987	13987
13769	13769	13842	13842	13916	13916	13988	13988
13770	13770	13843	13843	13917	13917	13989	13989
13771	13771	13844	13844	13918	13918	13990	13990
13772	13772	13845	13845	13919	13919	13991	13991
13773	13773	13846	13846	13920	13920	13992	13992
13773B	13773B	13848	13848	13921	13921	13993	13993
13774	13774	13849	13849	13922	13922	13994	13994
13775	13775	13850	13850	13923	13923	13995	13995
13776	13776	13851	13851	13924	13924	13996	13996
13777	13777	13852	13852	13925	13925	13997	13997
13778	13778	13853	13853	13926	13926	13998	13998
13779	13779	13854	13854	13927	13927	13999	13999
13780	13780	13855	13855	13928	13928	14000	14000
13781	13781	13856	13856	13929	13929	14001	14001
13782	13782	13857	13857	13930	13930	14013	14029
13783	13783	13858	13858	13931	13931	14014	14014
13784	13784	13859	13859	13932	13932	14022	14022
13785	13785	13860	13860	13933	13933	14029	14029
13786	13786	13861	13861	13934	13934	14030	14030
13787	13787	13862	13646	13935	13935	14037	14037
13788	13788	13863	13863	13936	13936	14045	14045
13789	13789	13864	13864	13937	13937	14048	14048
13790	13790	13865	13865	13938	13938	14049	14048

# INTERCHANGE / REMPLACEMENT / INTERCAMBIO

Original No. No. Original No. Original	Reman Reman Reconstruido	Original No. No. Original No. Original	Reman Reman Reconstruido	Original No. No. Original No. Original	Reman Reman Reconstruido	Original No. No. Original No. Original	Reman Reman Reconstruido
<b>LESTER</b>		<b>LESTER</b>		<b>LESTER</b>		<b>LESTER</b>	
14050	14050	14332	13129	14643	14643	14791	14791
14051	14051	14336	14336	14644	14644	14797	14797
14054	14054	14340	14340	14645	14645	14799	14799
14055	14055	14341	14341	14646	14267	14810	14810
14056	14056	14342	14342	14647	14255	14812	14813
14057	14057	14345	14345	14648	14648	14813	14813
14062	14062	14347	14347	14649	14649	14814	14814
14068	14054	14366	14366	14650	14650	14818	14818
14070	14070	14375	14375	14651	14661	14820	14820
14071	14071	14380	14573	14652	14652	14821	14821
14085	14085	14384	14384	14653	14653	14822	14822
14088	14088	14392	14392	14654	14653	14824	14824
14092	14092	14395	14395	14655	14655	14825	14825
14094	14056	14396	14396	14657	14657	14831	14408
14095	14095	14401	14401	14659	14659	14843	14843
14101	14101	14402	14402	14660	14660	14849	14849
14105	14105	14406	14406	14661	14661	14855	14855
14107	14101	14408	14408	14663	14663	14857	14857
14118	14118	14410	14410	14664	14659	14859	14859
14119	14118	14412	14412	14665	14665	14869	14869
14129	14129	14418	14418	14667	14667	14875	14970
14130	14130	14420	14420	14668	14668	14876	13291
14131	14131	14421	14421	14671	14671	14891	14891
14151	14151	14427	14436	14672	14672	14892	14892
14152	14130	14428	14438	14674	14674	14894	14894
14158	14158	14430	14430	14676	14676	14895	14895
14181	14273	14431	14709	14677	14345	14899	14899
14183	14118	14432	14432	14679	14679	14900	14900
14184	14184	14434	14434	14680	14680	14902	14902
14185	14185	14436	14436	14683	14683	14903	14903
14194	14194	14438	14438	14684	14684	14905	14905
14196	14196	14445	14706	14690	14690	14906	14906
14197	14197	14449	14449	14698	14698	14910	14910
14198	14198	14453	14453	14700	14700	14916	14916
14199	14199	14460	14460	14701	14701	14931	14931
14207	14207	14461	14461	14702	14702	14935	14935
14213	14105	14463	14463	14703	14703	14937	14937
14214	14214	14472	14472	14706	14706	14939	14939
14222	14222	14473	14473	14708	14708	14942	14942
14223	14105	14476	14476	14709	14709	14943	14943
14227	14227	14478	14478	14716	14716	14944	14944
14228	14227	14479	14479	14717	14717	14950	14708
14231	14231	14480	14480	14718	14719	14952	14952
14234	14234	14535	14118	14719	14719	14954	14954
14237	14237	14539	14070	14720	14720	14955	14955
14240	14214	14552	14552	14721	14665	14956	14956
14241	14720	14557	14557	14723	14979	14959	14959
14242	14243	14561	14561	14724	14724	14960	14859
14243	14243	14565	14565	14725	14717	14964	14964
14255	14255	14571	14571	14729	14305	14965	14965
14263	14070	14573	14573	14731	14731	14967	14967
14267	14267	14574	14574	14732	14732	14969	14969
14268	14268	14576	14576	14733	14733	14970	14970
14273	14273	14582	14582	14739	14739	14971	14969
14274	14274	14583	14583	14742	14585	14972	14972
14275	14275	14584	14584	14743	14743	14978	14891
14280	13025	14585	14585	14745	14745	14979	14979
14281	14281	14588	14588	14749	14749	14982	14588
14291	14291	14592	14592	14753	14753	14988	14988
14293	14057	14593	14593	14755	14755	14989	14989
14294	14294	14594	14594	14756	14756	14990	13048
14295	14295	14595	14595	14757	14757	14991	13080
14297	13105	14597	14597	14759	14759	14995	14818
14298	14298	14601	14601	14761	14761	14997	14997
14301	14652	14602	14602	14765	14765	15017	15017
14303	14652	14603	14603	14778	14396	15250	15250
14305	14305	14605	14294	14779	14779	15268	15268
14306	14222	14609	14609	14781	14781	15269	15269
14307	14307	14610	14610	14782	14782	15270	15270
14320	14595	14611	14611	14783	14783	15273	15273
14327	14331	14613	14613	14785	14785	15352	15352
14329	14329	14615	14615	14787	14787	16106	16106
14331	14331	14630	14630	14789	14789	16121	16121

## INTERCHANGE / REMPLACEMENT / INTERCAMBIO

Original No. No. Original No. Original	Reman Reman Reconstruido	Original No. No. Original No. Original	Reman Reman Reconstruido	Original No. No. Original No. Original	Reman Reman Reconstruido	Original No. No. Original No. Original	Reman Reman Reconstruido
<b>LESTER</b>		<b>LESTER</b>		<b>LESTER</b>		<b>LESTER</b>	
16132	16132	16546	16546	16809	16809	16958	16958
16133	16133	16547	16547	16811	16811	16960	16960
16164	16164	16548	16548	16814	16814	16961	16961
16175	16175	16550	16550	16816	16816	16963	16963
16178	16178	16556	16556	16817	16817	16966	16966
16180	16180	16557	16557	16821	16837	16971	16971
16190	16190	16569	16569	16822	16824	16974	16974
16201	16201	16578	16578	16823	16823	16975	16975
16203	16203	16579	16579	16824	16824	16978	16978
16209	16209	16584	16584	16825	16825	16979	16979
16210	16210	16586	16823	16826	16802	16980	16980
16211	16211	16588	16588	16827	16979	16982	16982
16215	16215	16589	16589	16828	16828	16986	16986
16217	16222	16593	16593	16829	16829	16991	16991
16218	16222	16597	16597	16830	16830	16992	16992
16222	16222	16600	16600	16831	16790	16993	16993
16224	16224	16609	16609	16832	16832	16997	16997
16230	16230	16611	16611	16833	16834	16998	16998
16238	16238	16612	16612	16834	16834	16999	16999
16242	16242	16616	16616	16837	16837	17000	17000
16245	16245	16617	16617	16839	16839	17002	17002
16246	16246	16619	16619	16843	16843	17003	17003
16248	16760	16620	16621	16845	16845	17005	17005
16251	16251	16621	16621	16853	16854	17006	17006
16254	16254	16623	16623	16854	16854	17007	17007
16256	16256	16658	16658	16855	16855	17009	17009
16257	16257	16674	16790	16856	16856	17010	17010
16260	16260	16676	16676	16857	16857	17011	17011
16261	16230	16683	16683	16858	16859	17013	17013
16268	16268	16694	16694	16859	16859	17016	17016
16270	16270	16696	16696	16866	16866	17020	17020
16272	16272	16708	16708	16868	16868	17021	17021
16284	16284	16711	16711	16869	16869	17022	16465
16299	16299	16712	16712	16871	16871	17023	17023
16300	16300	16715	16715	16874	16874	17025	17025
16318	16318	16717	16717	16875	16875	17030	17030
16353	16353	16720	16720	16877	16877	17031	17031
16360	16353	16722	16722	16878	16878	17034	17034
16362	16362	16727	16727	16879	16879	17035	17035
16363	16363	16728	16728	16880	16880	17036	17036
16380	16380	16730	16730	16883	16883	17037	17037
16401	16401	16732	16732	16884	16884	17038	17038
16405	16405	16733	16733	16888	16888	17039	17039
16408	16408	16735	16735	16889	16889	17040	17040
16417	16417	16736	16736	16890	16890	17040	18360
16418	16418	16737	16737	16892	17003	17043	17043
16426	16426	16739	16739	16893	16893	17046	17046
16442	16362	16740	16740	16895	16895	17047	17047
16445	16445	16742	16742	16896	16896	17057	17057
16450	16450	16744	16744	16897	16897	17058	17058
16462	16462	16752	16752	16900	16900	17065	17065
16463	16463	16756	16756	16901	16901	17066	17066
16465	16465	16757	16757	16902	16902	17067	17067
16468	16468	16759	16759	16905	16905	17068	17068
16484	16484	16760	16760	16906	16906	17069	17069
16488	16488	16761	16759	16911	16911	17083	17083
16499	16589	16766	16766	16913	16913	17084	17084
16500	16500	16771	16771	16914	16914	17085	17085
16514	16514	16773	16773	16922	16922	17091	17091
16519	16519	16774	16774	16930	16930	17104	17104
16520	16520	16775	16775	16931	16931	17122	17122
16522	16522	16780	16780	16932	16932	17123	17123
16524	16524	16781	16781	16933	16933	17124	17124
16527	16527	16786	16786	16938	16938	17125	17125
16530	16530	16790	16790	16939	16939	17129	17129
16531	16531	16792	16792	16940	16940	17131	17131
16532	16532	16797	16797	16941	16940	17132	17132
16533	16533	16799	16799	16949	16949	17133	17133
16534	16534	16802	16802	16951	16951	17134	17134
16538	16538	16803	16803	16953	16953	17135	17135
16539	16539	16805	16805	16954	16954	17138	17138
16543	16543	16806	16806	16956	16956	17140	17140
16544	16544	16807	16807	16957	16957	17142	17142

# INTERCHANGE / REMPLACEMENT / INTERCAMBIO

Original No. No. Original No. Original	Reman Reman Reconstruido	Original No. No. Original No. Original	Reman Reman Reconstruido	Original No. No. Original No. Original	Reman Reman Reconstruido	Original No. No. Original No. Original	Reman Reman Reconstruido
<b>LESTER</b>		<b>LESTER</b>		<b>LESTER</b>		<b>LESTER</b>	
17143	17143	17275	17275	17532	17532	17703	17703
17144	17144	17276	17276	17533	17533	17704	17704
17145	17145	17279	17279	17534	17534	17705	17705
17146	17146	17280	17280	17535	17535	17706	17706
17147	17147	17281	17281	17536	17536	17708	17708
17148	17148	17285	17285	17537	17523	17709	17709
17149	17149	17288	17288	17544	17544	17710	17710
17150	17150	17295	17295	17546	17546	17711	17711
17151	17151	17297	17297	17547	17547	17712	17712
17152	17152	17298	17298	17548	17548	17713	17713
17157	17157	17406	17406	17549	17549	17714	17714
17158	17158	17407	17407	17557	17557	17715	17715
17160	17160	17408	17408	17559	17559	17716	17716
17161	17161	17409	17409	17560	17560	17717	17717
17163	17163	17410	17410	17561	17561	17718	17718
17164	17164	17414	17414	17562	17562	17719	17719
17165	17165	17415	17415	17563	17563	17720	17720
17166	17166	17416	17416	17564	17564	17721	17721
17170	17170	17417	17417	17566	17566	17722	17722
17171	17171	17420	17420	17570	17570	17723	17723
17172	17172	17421	17421	17571	17571	17724	17724
17173	17173	17422	17422	17573	17573	17725	17725
17178	17178	17423	17423	17574	17574	17726	17726
17179	17179	17425	17425	17575	17575	17727	17727
17180	17180	17431	17431	17576	17576	17728	17728
17181	17181	17432	17432	17577	17577	17729	17729
17183	17183	17433	17433	17578	17578	17730	17730
17183A	17183	17450	17450	17579	17579	17731	17731
17185	17185	17451	17451	17580	17580	17732	17732
17189	17189	17452	19020	17581	17581	17733	17733
17194	17194	17453	17453	17582	17582	17734	17734
17196	17196	17454	17454	17584	17584	17735	17735
17197	17197	17460	17460	17587	17587	17736	17736
17201	17201	17461	17461	17591	17591	17737	17737
17202	17202	17464	17464	17592	17592	17738	17738
17203	17203	17465	17465	17596	17596	17739	17739
17204	17204	17466	17466	17597	17597	17740	17740
17205	17205	17467	17467	17598	17598	17741	17741
17206	17206	17469	17469	17599	17599	17742	17742
17210	17210	17470	17470	17661	17661	17743	17743
17212	17212	17471	17471	17662	17662	17744	17744
17214	17214	17474	17474	17663	17663	17745	17745
17215	17215	17475	17475	17665	17665	17746	17746
17216	17216	17478	17478	17666	17666	17747	17747
17217	17217	17479	17479	17667	17667	17748	17748
17221	17221	17480	17480	17667	19154	17749	17749
17222	17222	17481	17481	17668	17668	17750	17750
17223	17223	17483	17481	17670	17670	17751	17751
17224	17224	17485	17485	17671	17671	17752	17752
17225	17225	17487	17420	17672	17672	17753	17753
17226	17226	17491	17491	17675	17675	17754	17754
17227	17227	17492	17492	17676	17676	17755	17755
17231	17231	17493	17493	17679	17679	17756	17756
17234	17234	17494	17494	17680	17680	17757	17757
17236	17236	17495	17519	17681	17681	17758	17758
17237	17237	17497	17497	17682	17682	17759	17759
17240	17240	17508	17508	17683	17683	17760	17760
17242	17242	17509	17509	17684	17684	17761	17761
17246	17246	17514	17514	17685	17685	17762	17762
17248	17248	17515	17515	17686	17686	17763	17763
17249	17249	17516	17516	17687	17534	17764	17764
17251	17251	17517	17517	17688	17688	17765	17765
17252	17252	17519	17519	17689	17689	17766	17766
17253	17253	17520	17520	17690	17690	17768	17768
17254	17254	17521	17521	17691	17691	17770	17770
17255	17255	17523	17523	17693	17693	17771	17771
17256	17256	17524	17524	17695	17695	17772	17772
17259	17259	17525	17525	17696	17696	17773	17773
17263	17263	17526	17526	17697	17671	17774	17774
17264	17264	17527	17527	17698	17698	17775	17775
17266	17266	17529	17529	17699	17699	17777	17777
17273	17273	17530	17523	17702	17702	17778	17778
17274	17274	17531	17532	17702A	17702A	17779	17779

## INTERCHANGE / REMPLACEMENT / INTERCAMBIO

Original No. No. Original No. Original	Reman Reman Reconstruido	Original No. No. Original No. Original	Reman Reman Reconstruido	Original No. No. Original No. Original	Reman Reman Reconstruido	Original No. No. Original No. Original	Reman Reman Reconstruido
<b>LESTER</b>		<b>LESTER</b>		<b>LESTER</b>		<b>LESTER</b>	
17780	17780	17856	17856	17935	17935	19017	19017
17781	17781	17857	17857	17936	17936	19018	19018
17782	17782	17858	17858	17937	17937	19019	19019
17783	17783	17859	17859	17938	17938	19020	19020
17784	17784	17860	17860	17939	17939	19021	19021
17785	17785	17861	17861	17940	17940	19022	19022
17786	17786	17862	17862	17941	17941	19023	19023
17787	17787	17863	17863	17942	17942	19024	19024
17788	17788	17864	17864	17943	17943	19025	19025
17789	17789	17865	17865	17944	17944	19026	19026
17790	17790	17866	17866	17945	17945	19027	19027
17791	17791	17867	17867	17946	17946	19028	19028
17792	17792	17868	17868	17947	17947	19029	19029
17793	17793	17869	17869	17948	17948	19030	19030
17794	17794	17870	17870	17949	17949	19033	19033
17795	17795	17871	17871	17950	17950	19034	19034
17796	17796	17872	17872	17953	17953	19035	19035
17797	17797	17873	17873	17955	17955	19037	19037
17798	17798	17874	17874	17956	17956	19038	19038
17799	17799	17875	17875	17957	17957	19039	19039
17800	17800	17876	17876	17958	17958	19040	19040
17801	17801	17877	17877	17959	17959	19041	19041
17802	17802	17879	17879	17960	17960	19042	19042
17803	17803	17880	17880	17962	17962	19043	19043
17804	17804	17881	17881	17963	17963	19044	19044
17805	17805	17882	17882	17964	17964	19045	19045
17806	17806	17884	17884	17965	17965	19046	19046
17807	17807	17885	17885	17966	17966	19047	19047
17808	17808	17886	17886	17968	17968	19048	19048
17809	17809	17887	17887	17969	17969	19049	19049
17810	17810	17888	17888	17970	17970	19050	19050
17811	17811	17890	17890	17971	17971	19051	19051
17812	17812	17891	17891	17972	17972	19052	19052
17813	17813	17892	17892	17973	17973	19053	19053
17814	17901	17893	17893	17974	17974	19054	19054
17816	17816	17894	17894	17975	17975	19055	19055
17817	17817	17895	17895	17976	17976	19056	19056
17819	17819	17896	17896	17977	17977	19057	19057
17820	17820	17897	17897	17978	17978	19059	19059
17821	17821	17898	17898	17979	17979	19060	19060
17822	17822	17899	17899	17980	17980	19061	19061
17823	17823	17901	17901	17981	17981	19062	19059
17824	17824	17902	17902	17982	17982	19063	19063
17825	17825	17903	17903	17983	17983	19064	19064
17826	17826	17904	17904	17985	17985	19065	19065
17827	17827	17905	17905	17986	17986	19066	19066
17828	17828	17906	17906	17987	17987	19067	19067
17829	17829	17907	17907	17988	17988	19068	19068
17830	17830	17908	17908	17989	17989	19069	19069
17831	17831	17909	17909	17991	17991	19071	19071
17832	17832	17910	17910	17992	17992	19072	19072
17833	17833	17911	17911	17993	17993	19073	19073
17834	17834	17912	17912	17994	17994	19074	19074
17835	17835	17913	17913	17995	17995	19075	19075
17836	17836	17914	17914	17996	17996	19076	19076
17837	17837	17915	17915	17997	17997	19077	19077
17838	17838	17916	17916	17998	17998	19079	19079
17839	17839	17917	17917	17999	17999	19080	19080
17840	17840	17918	17918	18360	18360	19082	19082
17841	17841	17919	17780	19000	19000	19084	19084
17842	17842	17920	17920	19001	19001	19087	19087
17843	17843	17922	17922	19002	19002	19090	19090
17844	17844	17923	17923	19003	19003	19092	19092
17845	17845	17924	17924	19004	19004	19095	19095
17846	17846	17925	17925	19005	19005	19098	19098
17848	17848	17926	17926	19007	19007	19101	19101
17849	17849	17927	17927	19008	19008	19105	19105
17850	17850	17929	17929	19009	19009	19109	19109
17851	17851	17930	17930	19010	19010	19110	19110
17852	17852	17931	17931	19011	19011	19111	19111
17853	17853	17932	17932	19014	19014	19115	19115
17854	17854	17933	17933	19015	19015	19117	19117
17855	17855	17934	17934	19016	19016	19118	19118

**INTERCHANGE / REMPLACEMENT / INTERCAMBIO**

Original No. No. Original No. Original	Reman Reman Reconstruido	Original No. No. Original No. Original	Reman Reman Reconstruido	Original No. No. Original No. Original	Reman Reman Reconstruido	Original No. No. Original No. Original	Reman Reman Reconstruido
<b>LESTER</b>		<b>LUCAS</b>		<b>LUCAS</b>		<b>LUCAS</b>	
19122	19122	23620	14029	23805	14029	25272B	16133
19124	19124	23622	14037	23806	14050	25289	16133
19624	19624	23627	14014	23807	14022	25335	16133
20364	14158	23629	14014	23808	14037	25349	16547
20822	13056	23634	14014	23811	14037	25349A	16547
21108	14818	23636	14014	23818	14030	25350	16547
21391	13833	23637	14014	23818A/D	14030	25350A	16547
21485	21485	23638	14029	23830	14022	25357	16133
22096	22096	23640	14014	23832	14050	25357A	16133
22227	22227	23643	14014	23832A/B	14050	25521	16106
22801	22801	23643	14029	23839	14037	25522	16106
22971	22971	23644	14030	23842	14037	25555	16132
22972	22972	23646	14030	23843	14029	25578	16106
23255	23255	23647	14029	23844	14029	25589	16132
23256	23256	23653	14030	23845	14029	25598	16132
23319	23319	23659	14030	23847	14029	25609	16132
23320	23320	23661	14014	23848	14037	25611	16106
23323	23323	23662	14014	23849	14050	25612	16106
23346	23346	23675	14030	23850	14029	25615	16284
23347	23347	23677	14037	23851	14029	25616	16164
23351	23351	23684	14037	23852	14030	25616A	16164
23355	23355	23685	14029	23859	14085	25616J	16164
23356	23356	23691	14037	23860	14088	25624	16132
23357	23357	23693	14037	23868	14054	25631	16106
23736	13468	23697	14022	23868A	14054	25654	16164
23886	23886	23700	14029	23869	14056	25659	16132
23901	23901	23702	14088	23873	14037	25660	16164
30352	16362	23709	14037	23889	14029	25660A	16164
30754	16752	23713	14029	23891	14037	25660B	16164
30784	30784	23715	14029	23892	14050	25682	16180
31205	31205	23716	14029	23893	14037	25684	16178
32580	32580	23717	14029	23925	14037	25691	16284
32605	32605	23718	14029	23945	14037	25692	17021
32801	32801	23719	14037	23946	14037	25710	16284
32802	32802	23721	14037	23962	14029	25743	16284
33012	16257	23725	14030	23963	14030	25756	17021
33225	33225	23726	14029	24017	14054	25756A	17021
33292	33292	23727	14037	24018	14056	26097	16180
		23729	14030	24032	14056	26180	16178
		23734	14029	24101	14561	26346	16175
		23735A	14037	24102	14092	26381	16175
		23736	14030	24142	14092	26381A	16175
		23737	14037	24173	14561	26381D	16175
		23739	14022	24229	13436	26381E	16175
		23740	14022	24229A/D	13436	26606	16547
		23740A/B	14022	24238	14095	26801	17453
		23742	14014	25016	16121	26801B	17453
		23745	14029	25022	16121	26801F	17453
		23746	14050	25024	16121	26801H	17453
		23747	14029	25025	16121	26801J	17453
		23748	14029	25041	16121	26801K	17453
		23749	14050	25061	16121	26908	17249
		23750	14029	25062	16121	26937	17249
		23751	14037	25063	16121	27400B	16715
		23756	14050	25065	16121	27428B	16715
		23758	14088	25071	16121	27454	16752
		23758A/B	14088	25075	16121	27454A	16752
		23759	14037	25079	16121	27455	16752
		23764	14055	25085	16121	27455A	16752
		23764A	14055	25088	16121	27457	16715
		23765	14037	25122	16121	27457D	16715
		23766	14037	25138	16121	27457F	16715
		23769	14029	25149	16121	28691	16284
		23771	14037	25165	17021		
		23774	14029	25201	16121	<b>MANDO</b>	
		23775	14030	25204	16133	AB111033	13351
		23779	14037	25205	16133	AB111057	13351
		23795	14029	25216	16133	AB112112	13887
		23796	14029	25239	16121	AB112145	13967
		23797	14029	25249	16133	AB112146	11012
		23801	14030	25270	16133	AB150017	13295
		23802	14029	25271	16133	AB155001	14708
		23804	14029	25271A	16133	AB160044	13574

# INTERCHANGE / REMPLACEMENT / INTERCAMBIO

Original No. No. Original No. Original	Reman Reman Reconstruido	Original No. No. Original No. Original	Reman Reman Reconstruido	Original No. No. Original No. Original	Reman Reman Reconstruido	Original No. No. Original No. Original	Reman Reman Reconstruido
<b>MANDO</b>		<b>MARELLI</b>		<b>MARELLI</b>		<b>MAZDA</b>	
AB165014	14434	63220705	16256	63307604	14294	0824-18-300	14196
AB170035	13646	63220709	16256	63320004	14294	0839-18-300	14196
AB170036	13523	63220721	16465	63320028	14294	0866-18-300	14196
AB170037	13282	63220730	16256	63320740	16256	1011-18-300	14196
AB170066	13731	63220731	16465	63321003	14294	1011-18-300A	14196
AB170094	13785	63220741	16465	63321005	14294	1456-18-400	16744
AB175015	14436	63220800	16256	63321008	14057	1480-18-300	14307
AB175019	13701	63220830	16256	63321009	14057	1757-18-300	14207
AB175020	13249	63221200	16593	63321010	14057	1757-18-300A	14207
AB175051	14436	63221300	16593	63321071	14057	1757-18-400	16268
AB175053	14436	63221303	16531	63321154	14294	1757-18-400A	16268
AB175054	13701	63221304	16401	63321240	13726	1757-18-400B	16268
AB175201	13257	63221308	16257	63321243	13725	1757-18-400C	16268
AB180092	13731	63221330	16593	63321353	13727	1757-18-400D	16268
AB180128	13839	63221333	16531	63322469	13696	2329-18-300	14194
AB180140	13948	63221400	16257	63340003	13696	2329-18-300A	14194
AB190012	13352	63221403	16257	63340005	13697	2677-18-300	14194
AB190025	13289	63221404	16257	63341240	13726	2869-18-300	14196
AB190058	13702	63221430	16257	63341243	13725	3590-18-300	14207
AB190073	13435	63221433	16257	63341353	13727	3590-18-300A	14207
AB190097	14473	63221437	16401	MAN344	14294	3874-18-400	16254
AB190147	13973	63221632	16257	MAN365	14057	3876-18-400	16272
AB190205	14473	63222400	16257	MAN648	13725	3919-18-300	14196
AB190386	14473	63222405	16256	MAN822	13726	3936-18-300	14196
AB195116	13782	63222409	16257	MSN139	17453	4825-18-300	14597
AB195125	13783	63222430	16257	MSN159	17249	8086-18-300	14196
AB195126	13783	63222439	16257	MSR335	17407	8088-18-400A	16527
AB195141	11001	63222501	16257	<b>MARELLI (DENSO)</b>		8131-18-400	16728
AD150421	14690	63222502	16257	63111043	17730	8173-18-300B	14307
AD160011	14703	63222531	16257	<b>MAZDA</b>		8218-18-400	16527
APR160AA	14703	63222532	16257	1F20-18-300	7750	8248-18-300	14196
AR160A	14708	63223238	17407	1F20-18-400	6657	8317-18-300	14196
AR165BA	14906	63223433	17140	1F20-18-400B	6657	8341-18-300	14307
AR175AA	14436	63223434	16956	1F20-18-400B	6657	8356-18-300	14307
M39376	17288	63223435	17236	1F22-18-300A	8258	8495-18-400	16254
M39378	17288	63223438	17407	1F60-18-400A	3272	8497-18-400	16272
M42373	16933	63223494	16956	1F70-18-300	8265	8527-18-300	14207
M52100	17708	63223537	17702	1F70-18-300A	8518	8536-18-300	14571
M53436	17709	63225537	17702	1F71-18-300A	8520	8574-18-300	14307
M53486	17709	63226801	17453	1F72-18-300A	8446	8599-18-400	16744
M60081	17761	63226908	17249	1F72-18-300A	8519	8599-18-400A	16744
M60082	17762	63302900	13075	1F72-18-300B	8519	8735-18-300	14207
M62956	17763	63303100	13075	1F82-18-400	3273	8871-18-300	14196
M62957	17764	63303100	13131	1F82-18-400A	3240	8937-18-400	16742
MC107012	16940	63303130	13075	1F85-18-400	3240	8964-18-400	16527
MC107023	16940	63303140	13075	95AM-18-300AA	13196	A201-18-300	14601
MC108024	17704	63303150	13075	O222-18-400	16520	AJ03-18-300A	8259
MC108027	17010	63303191	13075	O222-18-400A	16520	AJ03-18-300B	8259
MC108030	17010	63303203	14045	O290-18-300	14196	AJ03-18-400	6656
MC109018	16940	63303213	14045	O290-18-300A	14196	AJ34-18-400	17991
MC109021	17181	63303223	14045	O290-18-300A	14196	AJ34-18-400A	17991
MC109025	16940	63303280	13075	O324-18-400	16519	AJ51-18-300	11006
MC109028	17704	63303311	13131	O324-18-400A	16519	AJ51-18-400	17862
MC109032	17288	63303320	13131	O324-18-400B	16742	AJ57-18-300A	11007
MG112022	17131	63303321	13131	O326-18-300	14194	AJ57-18-300B	11007
MG120416	16744	63303391	13131	O327-18-300	14194	AJC8-18-400	6676
MG122404	16857	63303501	14057	O327-18-300A	14194	AJC8-18-400A	6676
MG122433	16854	63303521	14057	O426-18-400A	16520	AJF1-18-400	17862
MP112033	17217	63303581	14057	O426-18-400B	16520	AM15-18-300	14267
MP112038	17132	63305400	14057	O453-18-300	14196	AM15-18-400	17185
MP112040	16939	63305401	14294	O453-18-300A	14196	AM15-18-400A	17185
MP112041	17131	63305403	14057	O483-18-300	14194	B101-18-300	14943
MP112042	17217	63305404	14057	O483-18-300A	14194	B101-18-300A	14943
MP112043	17221	63305405	14057	O522-18-300	14196	B101-18-300B	14943
MP112056	17709	63305423	14057	O571-18-300	14194	B113-18-300A	13295
MP117044	17133	63305424	14057	O571-18-300A	14194	B113-18-300B	13295
<b>MARELLI</b>		63305430	14057	O578-18-400	16242	B115-18-300	13295
54022469	13696	63305431	14294	O578-18-400A	16242	B6BF-18-300	13559
54022470	13697	63305640	14295	O605-18-300	14194	B6DK-18-400	16922
63220409	16380	63305690	14295	O605-18-300A	14194	B6EW-18-300	13559
63220700	16256	63307401	14294	0707-18-300	14194	B6EW-18-300B	13559
63220701	16465	63307424	14057	0820-18-300	14194	B6S8-18-400	16922
		63307431	14294	0820-18-300C	14194	B6S8-18-400A	16922



# INTERCHANGE / REMPLACEMENT / INTERCAMBIO

Original No. No. Original No. Original	Reman Reman Reconstruido	Original No. No. Original No. Original	Reman Reman Reconstruido	Original No. No. Original No. Original	Reman Reman Reconstruido	Original No. No. Original No. Original	Reman Reman Reconstruido
<b>MAZDA</b>		<b>MAZDA</b>		<b>MAZDA</b>		<b>MAZDA</b>	
B61P-18-300	13227	E116-18-300C	14902	FE05-18-400C	16859	JE28-18-300	13282
B61P-18-300C	13227	E285-18-300B	13297	FE28-18-300	13282	JE34-18-300	13282
B61P-18-300D	13227	E300-18-300C	14571	FE50-18-400	16708	JE34-18-300A	13282
B61P-18-300E	13227	E301-18-300	14571	FE50-18-400A	16708	JE48-18-300C	13511
B61P-18-400	17662	E301-18-300A	14571	FE65-18-300	14700	JE48-18-400	17133
B61R-18-400	17662	E301-18-300C	14571	FE65-18-300B	14700	JE49-18-400	17151
B61R-18-400A	17662	E301-18-300D	14571	FE65-18-300C	14700	JF01-18-400	17151
B61R-18-400R	17662	E301-18-400	16708	FE66-18-300B	14910	JF01-18-400A	17151
B61V-18-300	13350	E301-18-400A	16708	FE67-18-300	14906	JF01-18-400B	17151
B64J-18-300A	13227	E356-18-300	14700	FE68-18-300	14910	K801-18-300B	13446
B64J-18-300B	13227	E356-18-300A	14700	FE68-18-300C	14910	K801-18-300C	13446
B66S-18-300C	13523	E356-18-400	16922	FE85-18-300	14916	K801-18-400	17544
B301-18-400B	17010	E357-18-400	16922	FE85-18-300A	14916	K801-18-400C	17544
B301-18-400C	17010	E357-18-400A	16922	FEB1-18-300	14910	K802-18-400	17544
B359-18-300	13259	E563-18-300	14701	FEB1-18-300A	14910	K802-18-400A	17544
B359-18-400	17181	E563-18-300A	14701	FEG7-18-300	14906	K805-18-400	17470
B359-18-400A	17181	F2D4-18-400	17132	FEG7-18-300A	14906	K805-18-400B	17470
B366-18-300	13314	F2D4-18-400A	17132	FEH1-18-300	14906	KG21-18-400	16744
B366-18-300C	13314	F2F8-18-300	13299	FP13-18-400	17765	KJ01-18-300	13687
B366-18-300E	13314	F2F8-18-300B	13299	FP34-18-300A	13719	KJ01-18-300A	13687
B366-18-300G	13350	F2F8-18-300C	13299	FP34-18-300B	13719	KJ01-18-400	17596
B366-18-300H	13350	F2F8-18-300D	13299	FP34-18-300C	13719	KJ01-18-400A	17596
B3C7-18-300	13574	F2G8-18-300	13211	FP50-18-400	17766	KL06-18-400B	17471
B3C7-18-300B	13574	F8B1-18-300A	13196	FPG6-18-300	13719	KL06-18-400C	17471
B505-18-400	16922	F8B1-18-300B	13196	FS05-18-400	17469	KL06-18-400D	17471
B593-18-400	16922	F8B1-18-400A	16922	FS11-18-300A	13445	KL06-18-400E	17471
B601-18-300	14903	F202-18-300	13196	FS11-18-300B	13445	KL06-18-400F	17471
B601-18-300A	14903	F214-18-400	16933	FS11-18-400	17469	KL11-18-300C	13446
B601-18-300B	14903	F214-18-400A	16933	FS11-18-400A	17469	KL11-18-300D	13446
B601-18-300C	14903	F214-18-400B	16933	FS11-18-400B	17469	KL11-18-300E	13446
B603-18-300	14902	F225-18-400A	17132	FS1G-18-300	13445	KL11-18-400	17470
B603-18-300A	14902	F240-18-400	16859	FS1G-18-300A	13445	KL36-18-400	17470
B603-18-300A	14903	F240-18-400B	16859	G601-18-400A	17172	KL47-18-300	13688
B610-18-300C	14902	F270-18-400A	16859	G601-18-400B	17172	KL47-18-400	17599
B612-18-300	14903	F270-18-400B	16859	G602-18-400	17173	KL70-18-400	17686
B612-18-300A	14903	F271-18-400	16933	G602-18-400A	17173	KL86-18-400	17719
B612-18-300B	14903	F271-18-400A	16933	G602-18-400B	17173	KLK1-18-300	13759
B630-18-400	16922	F271-18-400B	16933	G608-18-300	13231	KLK3-18-400	17719
B630-18-400A	16922	F278-18-300B	13298	GE01-18-300	14597	KLR9-18-300A	13446
B655-18-300	14903	F285-18-300B	13297	GY01-18-300E	13883	L3H5-18-300A	8404
B655-18-300A	14903	F285-18-300C	13297	GY01-18-300J	13883	L3H5-18-400	6674
B675-18-300A	14905	F288-18-300A	13299	GY01-18-400B	17798	L3H6-18-300A	8405
B675-18-300B	14905	F288-18-300B	13299	GY01-18-W9XA	13883	L3M6-18-300A	11169
B675-18-300C	14905	F288-18-300D	13299	HE19-18-300	14307	L3M6-18-300B	11169
B675-18-300D	14905	F290-18-300	13297	HE19-18-300A	14307	L3P9-18-300A	11168
B676-18-400	16922	F290-18-300A	13297	HE19-18-400	16527	L3P9-18-300B	11168
B676-18-400A	16922	F290-18-300B	13297	HE19-18-400A	16527	L3P9-18-300C	11168
B676-18-400B	16922	F601-18-400	16859	HE20-18-400	16527	L3P9-18-300D	11168
BP02-18-300	13314	F601-18-400A	16859	HE20-18-400A	16527	L33G-18-300	11330
BP02-18-300A	13350	F621-18-300	14906	HE21-18-300	14307	L33G-18-300A	11330
BP4W-18-300B	13788	F650-18-300C	14916	HE21-18-300A	14307	L321-18-400	17908
BP4W-18-300C	13788	F651-18-300	14916	HE26-18-300	14307	L321-18-400A	17908
BP6D-18-300	13895	F651-18-300B	14916	HE41-18-300	14307	L327-18-400	17914
BP6D-18-300A	13895	F802-18-400	16859	HE45-18-300	14307	L538-18-400B	17598
BPD3-18-300	13559	F802-18-400A	16859	HE65-18-400	16527	L813-18-300	11005
BPD4-18-400	17592	F802-18-400B	16859	JE01-18-400	17133	L813-18-400	17909
BPD4-18-400A	17592	F806-18-400	16708	JE01-18-400A	17133	L813-18-400A	17909
BPE8-18-300	13559	F820-18-300	14906	JE01-18-400B	17133	LF1F-18-300	11174
BPE9-18-300	13559	F820-18-300A	14906	JE01-18-400C	17133	LF8J-18-300	11342
BPE9-18-300A	13559	F850-18-400	16708	JE07-18-300	13292	LF8J-18-400B	17597
BPE9-18-400	17689	F850-18-400A	16708	JE15-18-300	13282	LF9H-18-400	19101
CY01-18-300A	11267	FE1H-18-400	17132	JE15-18-300A	13282	LF18-18-300	13996
CY01-18-400	19041	FE5A-18-400A	16859	JE15-18-300B	13282	LF50-18-300	11008
D306-18-400B	16742	FE01-18-300	14702	JE15-18-300C	13282	LF50-18-300A	11008
D401-18-300	14597	FE01-18-300A	14702	JE15-18-300R	13282	LFB6-18-300	11398
D501-18-300	14597	FE01-18-300B	14702	JE15-18-400	17151	LFG1-18-400	19042
D501-18-400	16728	FE02-18-400A	16859	JE15-18-400A	17151	LFY8-18-300R	13996
D501-18-400A	16728	FE05-18-300	14702	JE15-18-400A	17151	MB113-18-300	13295
D502-18-400	16742	FE05-18-300B	14702	JE16-18-400	17133	MB301-18-400C	17010
D502-18-400A	16742	FE05-18-300D	14702	JE16-18-400A	17133	MB359-18-400A	17181
E116-18-300	14902	FE05-18-400	16859	JE16-18-400B	17133	MB3C7-18-300B	13574
E116-18-300A	14902	FE05-18-400A	16859	JE26-18-400	17133	N3A1-18-300A	13460
E116-18-300B	14902	FE05-18-400B	16859	JE27-18-400D	17691	N3A1-18-400	17514

# INTERCHANGE / REMPLACEMENT / INTERCAMBIO

Original No. No. Original No. Original	Reman Reman Reconstruido	Original No. No. Original No. Original	Reman Reman Reconstruido	Original No. No. Original No. Original	Reman Reman Reconstruido	Original No. No. Original No. Original	Reman Reman Reconstruido
<b>MAZDA</b>		<b>MAZDA</b>		<b>MERCEDES BENZ</b>		<b>MERCEDES BENZ</b>	
N3H1-18-300A	11025	ZZP0-18-400A	3272	004-151-89-01	18360	006-154-88-02	13056
N3H1-18-300B	11025	ZZP1-18-400	3238	004-151-92-01	18360	006-154-89-02	13056
N3H1-18-400	17917	ZZP2-18-400	3273	004-151-97-01	18360	006-154-95-02	13056
N3H1-18-400A	17993	ZZP2-18-400A	3273	004-154-18-02	13056	007-154-06-02	14783
N3H2-18-400A	17916	ZZP5-18-400	3240	004-154-20-02	13056	007-154-13-02	14824
N3H2-18-400B	17992	ZZP5-18-400A	3240	004-154-44-02	13056	007-154-30-02	14824
N3R1-18-300	11329			004-154-46-02	13056	007-154-33-02	13056
N3R2-18-400	19024	<b>MERCEDES BENZ</b>		004-154-59-02	13056	007-154-34-02	13056
N3Z1-18-400	17993	000-151-19-01	16363	004-154-96-02	14791	007-154-36-02	13056
N3Z2-18-400	17992	000-151-52-01	16363	004-154-97-02	14791	007-154-37-02	13056
N202-18-400	16717	000-154-02-02	11221	005-151-01-01	17966	007-154-53-02	14820
N202-18-400A	16717	001-151-16-01	16299	005-151-06-01	17730	007-154-54-02	13707
N202-18-400B	16717	001-151-34-01	16299	005-151-11-01	31205	007-154-54-02	14820
N221-18-300	14307	001-151-48-01	16299	005-151-13-01	18360	007-154-55-02	14820
N221-18-400	16856	001-151-62-01	16445	005-151-24-01	17757	007-154-56-02	14820
N249-18-300	14700	001-151-68-01	16299	005-151-29-01	18360	007-154-57-02	14820
N249-18-300B	14700	001-151-70-01	16299	005-151-34-01	17730	007-154-58-02	14820
N250-18-400A	16855	001-151-74-01	16544	005-151-38-01	32580	007-154-67-02	13243
N304-18-300	14700	001-151-77-01	16299	005-151-39-01	17920	007-154-68-02	13243
N304-18-300B	14700	001-151-91-01	16363	005-151-40-01	17920	007-154-79-02	14824
N318-18-300	14910	002-151-08-01	16299	005-151-46-01	17730	007-154-89-02	14988
N318-18-400	16930	002-151-15-01	16299	005-151-53-01	17730	008-154-20-02	14820
N318-18-400A	16930	002-151-30-01	16445	005-151-65-01	17852	008-154-29-02	13367
N318-18-400B	16930	002-151-31-01	16299	005-151-66-01	18360	008-154-30-02	13367
N320-18-300	14910	002-151-36-01	16544	005-151-73-01	17730	008-154-35-02	13363
N326-18-300	14910	002-151-43-01	16543	005-151-83-01	32580	008-154-40-02	13363
N326-18-400	16931	002-151-51-01	16445	005-154-08-02	13056	008-154-42-02	13363
N326-18-400A	16931	002-151-69-01	16445	005-154-39-02	13056	008-154-43-02	13363
N326-18-400B	16931	002-151-71-01	16299	005-154-58-02	13056	008-154-48-02	13367
N327-18-400	16932	002-151-76-01	16544	005-154-63-02	13056	008-154-49-02	13367
N327-18-400A	16932	002-151-96-01	16543	005-154-64-02	13056	008-154-51-02	13376
N350-18-300	13237	002-151-97-01	16543	005-154-65-02	13056	008-154-52-02	13376
N350-18-300A	13237	002-154-07-02	13014	005-154-66-02	13056	008-154-71-02	13356
N350-18-300B	13237	002-154-38-02	13014	005-154-67-02	13056	008-154-73-02	13356
N370-18-300	13337	002-154-46-02	13014	005-154-69-02	14791	008-154-74-02	13356
N370-18-300A	13337	002-154-47-02	13014	005-154-70-02	14791	008-154-76-02	13243
N370-18-300B	13337	002-154-48-02	13014	005-154-74-02	13056	008-154-80-02	14783
NF01-18-400B	17515	003-151-07-01	16957	005-154-76-02	13056	008-154-82-02	13359
NF01-18-400C	17515	003-151-11-01	16445	005-154-77-02	13056	008-154-83-02	13359
R201-18-400	16857	003-151-20-01	16957	005-154-78-02	13056	008-154-84-02	13359
RF03-18-300C	14703	003-151-21-01	16363	005-154-79-02	13056	008-154-87-02	13707
RF03-18-300D	14703	003-151-28-01	17039	005-154-95-02	13154	008-154-92-02	13356
RF11-18-300G	14703	003-151-29-01	17040	005-154-98-02	13056	008-154-96-02	13376
RF11-18-300H	14703	003-151-38-01	17043	006-151-03-01	31205	008-154-97-02	13376
RF35-18-300C	14703	003-151-50-01	17038	006-151-05-01	17965	009-154-01-02	13613
S201-18-300	14601	003-151-70-01	16999	006-151-06-01	17757	009-154-02-02	13613
S201-18-300A	14601	003-151-79-01	17150	006-151-10-01	17966	009-154-12-02	13356
S202-18-300A	14601	003-151-98-01	17040	006-151-34-01	17817	009-154-13-02	13356
S203-18-400A	16744	003-154-09-02	13028	006-151-37-01	19050	009-154-17-02	13356
S203-18-400B	16744	003-154-26-02	13034	006-151-41-01	19053	009-154-19-02	13359
S211-18-400	16744	003-154-56-02	13034	006-151-44-01	19035	009-154-29-02	13613
S241-18-300A	14601	003-154-58-02	13034	006-151-53-01	19051	009-154-30-02	13613
S270-18-400	16799	003-154-61-02	13028	006-151-59-01	19054	009-154-35-02	13613
YF09-18-300	8264	003-154-62-02	13028	006-151-60-01	19115	009-154-36-02	13356
YF09-18-300A	8264	004-151-35-01	17040	006-151-61-01	19052	009-154-37-02	13359
YF09-18-400	3262	004-151-37-01	17227	006-154-05-02	13154	009-154-40-02	13709
Z5A1-18-300	13718	004-151-44-01	17040	006-154-06-02	13154	009-154-41-02	13355
Z505-18-300A	13559	004-151-45-01	17410	006-154-15-02	13056	009-154-42-02	13376
Z599-18-300A	13718	004-151-46-01	17039	006-154-20-02	13154	009-154-43-02	13803
Z599-18-300C	13718	004-151-51-01	17414	006-154-30-02	13056	009-154-51-02	13710
ZZC1-18-400	6674	004-151-52-01	17817	006-154-32-02	13056	009-154-56-02	13710
ZZC2-18-300	8403	004-151-56-01	17040	006-154-36-02	13056	009-154-58-02	13709
ZZC5-18-300	11269	004-151-63-01	17040	006-154-37-02	13056	009-154-59-02	13709
ZZC6-18-300	11270	004-151-64-01	17699	006-154-42-02	13154	009-154-67-02	13710
ZZC7-18-300	11272	004-151-65-01	17698	006-154-43-02	13154	009-154-76-02	13798
ZZC8-18-300	11270	004-151-67-01	17040	006-154-55-02	13154	009-154-88-02	13797
ZZLO-18-300	7750	004-151-69-01	17730	006-154-56-02	14783	009-154-93-02	13793
ZZLO-18-400	3232	004-151-70-01	17698	006-154-61-02	13154	010-154-01-02	13972
ZZL1-18-400	3224	004-151-71-01	17040	006-154-64-02	14783	010-154-05-02	13972
ZZM0-18-400	3231	004-151-78-01	17227	006-154-65-02	14783	010-154-06-02	13797
ZZM1-18-400	3213	004-151-79-01	17040	006-154-72-02	14783	010-154-07-02	13819
ZZM2-18-300	7768	004-151-81-01	17730	006-154-73-02	14783	010-154-08-02	13811
ZZP0-18-400	3272	004-151-87-01	17725	006-154-87-02	13056	010-154-10-02	13792

**INTERCHANGE / REMPLACEMENT / INTERCAMBIO**

Original No. No. Original No. Original	Reman Reman Reconstruido	Original No. No. Original No. Original	Reman Reman Reconstruido	Original No. No. Original No. Original	Reman Reman Reconstruido	Original No. No. Original No. Original	Reman Reman Reconstruido
<b>MERCEDES BENZ</b>		<b>MERCEDES BENZ</b>		<b>MITSUBA</b>		<b>MITSUBISHI</b>	
010-154-12-02	13793	156-154-01-02	11303	SM402-03	16960	A1T01791	13336
010-154-15-02	13710	266-154-06-02	23886	SM402-04	16975	A1T01991	14708
010-154-21-02	11135	266-154-09-02	23886	SM402-04N	16975	A1T02291	14989
010-154-29-02	13779	271-154-02-02	13954	SM402-05	16975	A1T02292	14989
010-154-32-02	13819	271-154-08-02	13954	SM402-05N	16975	A1T02592	14967
010-154-40-02	13793	271-154-09-02	11066	SM402-06N	17433	A1T03191	13336
010-154-46-02	13613	272-154-00-02	11215	SM402-10	17201	A1T03195	13415
010-154-47-02	13613	272-154-01-02	11217	SM402-10N	17201	A1T03292	13480
010-154-48-02	13811	272-154-08-02	11220	SM402-11	17205	A1T03391	13480
010-154-51-02	13797	275-150-00-50	11080	SM402-11N	17205	A1T03392	13480
010-154-52-02	13793	275-150-01-50	11079	SM402-12	17433	A1T03791	13480
010-154-54-02	13709	463-150-01-50	13953	SM402-12N	17433	A1T03792	13480
010-154-55-02	13709	642-154-02-02	11306	SM402-13	17474	A1T04892	14989
010-154-59-02	12383	642-154-03-02	11309	SM402-13N	17474	A1T05792	13480
010-154-64-02	13811	642-154-04-02	11306	SM402-15	16960	A1T15674	14194
010-154-68-02	13779	642-154-05-02	11309	SM402-15N	16960	A1T20174	14194
010-154-71-02	13779	642-154-08-02	11457	SM402-16	17527	A1T20178	14194
010-154-81-02	13818	660-151-01-01	32580	SM402-16N	17527	A1T20572	14194
010-154-83-02	13792	660-154-09-02	23901	SM422-01	17582	A1T20573	14194
010-154-94-02	13972	A004-151-44-01	17040	SM422-02	17591	A1T20574	14194
010-154-96-02	12383	A004-151-67-01	17040	SM422-03	17661	A1T20579	14194
010-154-98-02	13798	A004-151-81-01	17730	SM422-07	17693	A1T20591	14194
010-154-99-02	13709	A004-151-97-01	18360	SM422-08	17675	A1T21171	14105
011-154-04-02	13613	A005-151-11-01	31205	SM422-09	17587	A1T21337	14194
011-154-07-02	13819	A005-151-13-01	18360	SM422-10	17693	A1T21372	14194
011-154-08-02	13972	A005-151-24-01	17757	SM422-12	17771	A1T21374	14194
011-154-09-02	12383	A006-151-03-01	31205	SM422-14	16975	A1T21377	14194
011-154-10-02	13792	A006-151-10-01	17966	SM422-16	16975	A1T21397	14194
011-154-27-02	11124	A006-151-44-01	19035	SM422-19	17474	A1T22581	14105
011-154-32-02	13855	A009-154-41-02	13355	SM422-21	17474	A1T22971	14231
011-154-62-02	11123	A009-154-58-02	13709	SM422-27	16975	A1T23377	14597
011-154-64-02	13928	A009-154-59-02	13709	SM422-28	17712	A1T23479	14601
011-154-72-02	14001	A010-154-21-02	11135	SM442-01	17728	A1T23579	14601
011-154-78-02	12383	A010-154-54-02	13709	SM442-02	17729	A1T24371	14105
011-154-80-02	23901	A010-154-55-02	13709	SM442-03	17729	A1T24471	14105
011-154-91-02	13884	A010-154-99-02	13709	SM442-08-1N	17741	A1T25571	14476
012-154-11-02	12385	A011-154-62-02	11123	SM442-09-1R	17742	A1T30471	14194
012-154-13-02	13953	A011-154-64-02	13928	SM442-10	17721	A1T30474	14194
012-154-15-02	12383	A011-154-72-02	14001	SM442-10-1K	17721	A1T30477	14194
012-154-15-02	12384	A012-154-46-02	12384	SM442-13	17771	A1T30571	14196
012-154-20-02	12382	A013-154-11-02	12385	SM442-23	17743	A1T31371	14597
012-154-24-02	12383	A013-154-70-02	11307	SM442-24	17744	A1T31374	14597
012-154-27-02	11042	A014-154-04-02	11455	SM442-29	17728	A1T31471	14476
012-154-46-02	12384	A266-154-06-02	23886	SM442-31	17728	A1T31699	14597
012-154-89-02	11068	A266-154-09-02	23886	SM442-32-36	17741	A1T32371	14476
013-154-00-02	11216	A271-154-09-02	11066	SM442-38	17899	A1T32779	14601
013-154-05-02	11305	A272-154-00-02	11215	SM442-39	17728	A1T33371	14476
013-154-06-02	11304	A272-154-01-02	11217	SM442-42	17728	A1T40191	14757
013-154-09-02	11308	A642-154-02-02	11306	SM442-43	17899	A1T40391	14708
013-154-11-02	12385	A642-154-03-02	11309	SM442-46	19016	A1T40491	14708
013-154-13-02	12384	A642-154-04-02	11306	SM442-47	17728	A1T40791	14708
013-154-15-02	12383	A642-154-05-02	11309	SM512-01	17275	A1T40891	14708
013-154-17-02	12382	A642-154-08-02	11457	SM512-02	17431	A2T02271	14430
013-154-35-02	11220			SM512-03	17275	A2T02471	14432
013-154-55-02	11310	<b>MITSUBA</b>		SM612-02	17901	A2T02971	14430
013-154-56-02	11220	SM302-01	16901	SM612-05	17816	A2T03072	14706
013-154-63-02	14051	SM302-02	16901	SM612-06	17844	A2T03471	14432
013-154-70-02	11307	SM302-04	16914	SM612-06-3M	17844	A2T03477	14432
013-154-80-02	11124	SM302-06	16901	SM612-07	17901	A2T03691	14434
013-154-81-02	13884	SM302-07	16902	SM612-08	17871	A2T03792	14434
013-154-82-02	13953	SM302-08	16901	SM612-09	17870	A2T03892	14709
013-154-83-02	11042	SM302-12	16902	SM612-10	17816	A2T03972	14438
013-154-85-02	11068	SM302-16	16914	SM710-01	17958	A2T04271	14430
013-154-86-02	13953	SM302-18	16845	SM710-02	17960	A2T04277	14430
013-154-99-02	11304	SM302-22	17160	SM710-03	17959	A2T04474	14910
014-154-01-02	13953	SM302-24	16914	SM710-05	17960	A2T05772	14905
014-154-04-02	11455	SM302-25	16902	SM710-06	17953	A2T05892	13196
014-154-13-02	11445	SM302-28	16845	SM710-07	19009	A2T05893	13196
112-151-00-01	17757	SM302-44	17491	SM730-01	19082	A2T06871	14438
132-154-00-01	11565	SM302-45	17491	SM730-02	19082	A2T07292	13332
137-150-03-50	11446	SM302-46	16902	<b>MITSUBISHI</b>		A2T07292A	13332
137-150-05-50	13975	SM302-48	16902	A1T01591	14757	A2T07577	13292
137-150-09-50	13975	SM302-52	16902			A2T09291	14436

# INTERCHANGE / REMPLACEMENT / INTERCAMBIO

Original No. No. Original No. Original	Reman Reman Reconstruido	Original No. No. Original No. Original	Reman Reman Reconstruido	Original No. No. Original No. Original	Reman Reman Reconstruido	Original No. No. Original No. Original	Reman Reman Reconstruido
<b>MITSUBISHI</b>		<b>MITSUBISHI</b>		<b>MITSUBISHI</b>		<b>MITSUBISHI</b>	
A2T09392	14436	A2T33593	13478	A2T49977	14438	A2TJ0391	11168
A2T09493	14436	A2T33593A	13478	A2T49992	14436	A2TJ0391A	11168
A2T09591	13210	A2T33593B	13478	A2T80391	13559	A2TJ0391B	11168
A2T09691	13332	A2T33593C	13478	A2T80491	13582	A2TJ0391C	11168
A2T09792	13332	A2T33891	13445	A2T80591	13616	A2TJ0481	11231
A2T10371	14199	A2T33892	13445	A2T80891	13559	A2TJ0581	11414
A2T11071	14199	A2T33991	13523	A2T81192	13580	A2TJ0791	11342
A2T11271	14199	A2T34471	13350	A2T81291	13580	A2TX0191	11272
A2T11272	14199	A2T34477	13350	A2T81292	13580	A2TX0281	11440
A2T12171	14199	A2T34692	11102	A2T81391	13580	A3T00491	13230
A2T12271	14199	A2T34692A	11102	A2T81791	13451	A3T00692	13352
A2T12371	14268	A2T34692B	11102	A2T82491	13640	A3T00792	13272
A2T13571	14903	A2T34892	13430	A2T82491A	13640	A3T00896	13298
A2T13571A	14903	A2T35091	13430	A2T82791	13585	A3T01496	13189
A2T13591	14903	A2T35092	13430	A2T82792	13585	A3T01496MA	13189
A2T13894	13329	A2T35177	13350	A2T83491	13559	A3T01498	13189
A2T13977	13282	A2T35277	13350	A2TA0891	13586	A3T01596	13188
A2T14472	14652	A2T35792	13329	A2TA0892	13586	A3T01596MA	13188
A2T14792	14436	A2T35792A	13329	A2TA1191	13559	A3T01598	13190
A2T15371	14199	A2T38391	13451	A2TA1191A	13559	A3T01598MA	13190
A2T15372	14199	A2T38891	13450	A2TA2191	13648	A3T01691	13263
A2T15871	14237	A2T38892	13450	A2TA3791	13575	A3T02193	13257
A2T16071	14199	A2T39091	13479	A2TA3991	13559	A3T02198	13257
A2T16071A	14199	A2T39291	13559	A2TA4091	13640	A3T03291	13254
A2T16171	14237	A2T39391	13559	A2TA4091A	13640	A3T03291A	13254
A2T16171A	14237	A2T40092	13450	A2TA4092A	13640	A3T03291B	13254
A2T16371	14268	A2T40377	14307	A2TA4991	13751	A3T03292	13254
A2T16371A	14268	A2T40971	14652	A2TA5191	13750	A3T03298	13429
A2T16471	14267	A2T40972	14652	A2TA5192	13750	A3T03392	13249
A2T16471A	14267	A2T41091	14702	A2TA5391	13787	A3T03393	13249
A2T16472	14267	A2T41191	14702	A2TA5392	13787	A3T03492	13249
A2T16871	14268	A2T41371	14267	A2TA5393	13840	A3T03493	13249
A2T17574	13237	A2T41377	14267	A2TA5394	13840	A3T03891	13263
A2T17692	13332	A2T41391	14267	A2TA5891	13559	A3T04292	13352
A2T17872	13259	A2T41599	14703	A2TA7491	13575	A3T04493	13290
A2T18792	13286	A2T41599A	14703	A2TA7591	13479	A3T05192	13293
A2T18874	13337	A2T41599B	14703	A2TA7691	13752	A3T07592	13511
A2T19677	13282	A2T41677	14910	A2TB0091	13718	A3T08491	13446
A2T19877	13282	A2T41791	14706	A2TB0191	13719	A3T08591	13460
A2T19991	13297	A2T41899	14703	A2TB0491	13784	A3T08891	13406
A2T19991A	13297	A2T41991	14709	A2TB0491A	13784	A3T10598	13190
A2T20091	13299	A2T43791	14706	A2TB0892	13787	A3T12291	13597
A2T20191	13297	A2T43891	14709	A2TB1091A	13719	A3T12291A	13597
A2T20572	14196	A2T43892	14709	A2TB1091B	13719	A3T12391	13598
A2T20971	14196	A2T44991	14906	A2TB1491	13735	A3T12391A	13598
A2T20972	14196	A2T45091	14906	A2TB2391	13718	A3T12491	13596
A2T21278	14307	A2T45272	14657	A2TB2791	13735	A3T12691	13230
A2T21571	14237	A2T45272A	14657	A2TB2891	13889	A3T12792	13298
A2T22077	14196	A2T45272B	14657	A2TB2991	13820	A3T13571	14903
A2T22171	14237	A2T45877	14910	A2TB3091	11058	A3T14292	13577
A2T22177	14237	A2T46395	14724	A2TB3891	13784	A3T14491	13615
A2T22571	14199	A2T46395B	14724	A2TB4691	13784	A3T21277	14307
A2T22771	14268	A2T46591	14906	A2TB5391	11058	A3T21278	14307
A2T23171	14268	A2T46596	14906	A2TB5791	13898	A3T21371	14267
A2T23271	14267	A2T46871	14903	A2TB5891	13445	A3T21677	14307
A2T23277	14267	A2T47299	14703	A2TB5891AC	13445	A3T31071	14207
A2T23471	14307	A2T47371	14903	A2TB6291	13890	A3T31074	14207
A2T23474	14307	A2T47371A	14903	A2TB7391	13787	A3T31091	14207
A2T23477	14307	A2T47474	14910	A2TB7591	13966	A3T32287	14650
A2T24471	14698	A2T47794	14979	A2TB7791	13719	A3T32772	14698
A2T24771	14698	A2T47794B	14979	A2TC0691	13966	A3T32872	14650
A2T25171	14571	A2T47974	14910	A2TC0691A	13966	A3T32877	14650
A2T26172	14571	A2T48176	14655	A2TC1391	11176	A3T33772	14588
A2T27594	13273	A2T48176A	14655	A2TC1591	11175	A3T33977	14307
A2T27594A	13273	A2T48176B	14655	A2TG0191	13995	A3T34077	14307
A2T27594T	13273	A2T48195	14717	A2TG0391	11058	A3T34572	14698
A2T27693	13434	A2T48195A	14717	A2TG0491	13735	A3T34672	14650
A2T30477	14196	A2T48195B	14717	A2TG0691	11170	A3T34677	14650
A2T30571	14196	A2T48292	14243	A2TG0791	11230	A3T41876	13238
A2T30591	14196	A2T48298	14720	A2TG1581	11413	A3T45191	13254
A2T31677	14307	A2T48691	14436	A2TJ0091	11224	A3T45291	13254
A2T32772	14698	A2T48791	13332	A2TJ0281	11343	A3T45292	13254
A2T32899	13282	A2T49972	14438	A2TJ0291	11344	A3T45298	13429

# INTERCHANGE / REMPLACEMENT / INTERCAMBIO

Original No. No. Original No. Original	Reman Reman Reconstruido	Original No. No. Original No. Original	Reman Reman Reconstruido	Original No. No. Original No. Original	Reman Reman Reconstruido	Original No. No. Original No. Original	Reman Reman Reconstruido
<b>MITSUBISHI</b>		<b>MITSUBISHI</b>		<b>MITSUBISHI</b>		<b>MITSUBISHI</b>	
A3T45693	13289	A3TJ1791	11341	A5T16084	14690	AG2030A	14105
A3T45694	13289	A3TJ1791A	11341	A5T16471	14943	AG2030T	14194
A3T45794	14473	A3TJ1791B	11341	A5T16741	14903	AG2030T1	14194
A3TA0791	13692	A3TJ1881	11229	A5T20374	14307	AG2035A	14105
A3TA0791A	13692	A3TJ1991	11340	A5T20377	14307	AG2035T	14194
A3TA1091	13473	A3TJ2091	11416	A5T20434	14690	AG2035T1	14194
A3TA1191	13786	A3TJ2191	11269	A5T20481	14690	AG2035T2	14194
A3TA1191A	13786	A3TJ2291	11270	A5T20484	14690	AG2035T3	14194
A3TA1391	14473	A3TJ2391	11267	A5T20571	14268	AG2035T8	14194
A3TA1391A	14473	A3TJ2581	11228	A5T20871	14478	AG2036T	14194
A3TA4091	13749	A3TJ2891	11273	A5T20872	14478	AG2040T	14194
A3TA4191	13764	A3TJ3091	11412	A5T20972	14478	AG2040T1	14194
A3TA5691	13821	A3TJ3691	11341	A5T21071	14267	AG2050N1	14118
A3TA7691	13886	A3TL0081	11376	A5T21077	14267	AG2050N11	14118
A3TA7891	13595	A3TX0091	11271	A5T21471	14701	AG2050N16	14118
A3TA7991	11096	A3TX0381	11443	A5T21684	14690	AG2050N24	14118
A3TB1081	13883	A4T00790	13212	A5T21871	14478	AG2050N4	14118
A3TB1081A	13883	A4T00796	13212	A5T21897	14478	AG2050N6	14118
A3TB1081B	13883	A4T01192	13473	A5T21984	14690	AG2050T	14196
A3TB1691	13955	A4T01493	13351	A5T22484	14690	AG2050T15	14196
A3TB1791	11053	A4T01893	13435	A5T22877	14916	AG2050T16	14196
A3TB1891	13888	A4T02591	13473	A5T22997	14479	AG2050T18	14196
A3TB2291	13929	A4T03091	13435	A5T22997B	14479	AG2050T5	14196
A3TB2491	13892	A4T03191	13351	A5T23277	14267	AG2050T6	14196
A3TB2492	13892	A4T03591	13212	A5T23784	14690	AH2035H	14194
A3TB2791	13446	A4T15171	14207	A5T30574	14700	AH2035H27	14194
A3TB2891	13949	A4T25172	14557	A5T30871	14700	AH2035H4	14194
A3TB3491	13886	A4T25191	14557	A5T30977	14916	AH2035H7	14194
A3TB4291	11051	A4T25199	14557	A5T31177	14916	AH2035N1	14105
A3TB5291	11029	A4T29591	13473	A5T31671	14902	AH2035T	14194
A3TB5491	11028	A4T30399	14557	A5T31971	14902	AH2035T2	14194
A3TB6491	11057	A4T30593	13449	A5T31971A	14902	AH2035T3	14194
A3TG0081	13996	A4TJ0181	11026	A5T32071	14902	AH2035T4	14194
A3TG0091	11005	A4TJ0182	11543	A5T32571	14700	AH2035T8	14194
A3TG0091A	11005	A5T00192	13250	A5T40374	14700	AH2035T9	14194
A3TG0191	11052	A5T00272	14478	A5T40377	14700	AH2040H	14194
A3TG0391	11004	A5T00777	13231	A5T41474	14700	AH2040H4	14196
A3TG0491	11226	A5T00877	13314	A5T41477	14700	AH2040H7	14196
A3TG0591	11225	A5T00972	13295	A5T41592	14719	AH2040K	14234
A3TG1192	11055	A5T01271	13295	A5T41592B	14719	AH2040K1	14199
A3TG1291A	11025	A5T01497	14480	A5T44991	14906	AH2045G1	14237
A3TG1291B	11025	A5T01577	13227	A5TA0291	13587	AH2045K	14234
A3TG1391A	11008	A5T01777	13350	A5TA0391	13717	AH2045K1	14199
A3TG1581	11097	A5T01977	13227	A5TA0791	13336	AH2050G1	14237
A3TG2192	11095	A5T02377	13211	A5TA0792	13415	AH2050M1	14237
A3TG2192AC	11095	A5T02777	13314	A5TA0991	13649	AH2063H	14207
A3TG2291	11056	A5T03092	13334	A5TA0992	13649	AH2063H1	14207
A3TG2391	11024	A5T03192	13334	A5TA1191	13330	AH2063H21	14207
A3TG2491	11029	A5T03391	13574	A5TA1891	13717	AH2063H4	14207
A3TG3181	11377	A5T03391A	13574	A5TA3591	13762	AH2063T	14207
A3TG3491	11055	A5T03677	13227	A5TA3891	13780	AH2245L1	14199
A3TG4091	11420	A5T03777	13227	A5TA3891A	13780	AH2245M1	14237
A3TG4191	11421	A5T04092	13700	A5TA3891B	13780	AH2250H7	14196
A3TG4291	11226	A5T04192	13700	A5TA4291	13781	AH2250HG1	14267
A3TG4491	11317	A5T04292	13509	A5TA4291BC	13781	AH2250L1	14199
A3TG4791	11174	A5T04392	13334	A5TA4591	13649	AH2250M	14237
A3TG4891	11118	A5T04392A	13334	A5TA4891	13330	AH2255H1	14196
A3TG4891AC	11118	A5T04392B	13334	A5TA5491	13649	AH2255H21	14196
A3TG5491	11275	A5T04492B	13334	A5TA7091	13893	AH2255H7	14196
A3TG5591	11274	A5T05091	13584	A5TA7191	13893	AQ2240K1	14268
A3TG5691	11329	A5T06291	13700	A5TA7291	13950	AQ2245G	14267
A3TG6491	11278	A5T06391	13700	A5TB1391	11177	AQ2245G1	14267
A3TJ0191	11006	A5T06491	13509	A5TG0991	11565	AQ2245K1	14268
A3TJ0291	11007	A5T07091	13336	A5TG1191	11253	AQ2250G	14267
A3TJ0381	11115	A5T07091A	13336	A5TG1491	11480	AQ2250G1	14267
A3TJ0591	11316	A5T07092	13415	A5TG1891	11480	AQ2250K1	14268
A3TJ0691	11315	A5T15171	14268	A5TJ0091	11410	M000T15771	19008
A3TJ0891	11172	A5T15371	14267	A6T41491	13448	M000T23271	17948
A3TJ0991	11173	A5T15471	14267	A6T41591	13447	M000T32071	17994
A3TJ1091	11398	A5T15584	14690	A7T00598	13415	M000T33271	17597
A3TJ1181	11169	A5T15684	14267	A7T30492	14967	M000T37271	17598
A3TJ1191	11330	A5T15784	14690	A8TU0091	12075	M000T46171	19624
A3TJ1291	11268	A5T15884	14690	AG2025A	14105	M001T30571	19065

## INTERCHANGE / REMPLACEMENT / INTERCAMBIO

Original No. No. Original No. Original	Reman Reman Reconstruido	Original No. No. Original No. Original	Reman Reman Reconstruido	Original No. No. Original No. Original	Reman Reman Reconstruido	Original No. No. Original No. Original	Reman Reman Reconstruido
<b>MITSUBISHI</b>		<b>MITSUBISHI</b>		<b>MITSUBISHI</b>		<b>MITSUBISHI</b>	
M001T98081A	17916	MOT60181A	17683	MOTA0172	19060	M1T74281	17006
MOT15072	17868	MOT60185	17738	MOTA0173	19060	M1T74283	17006
MOT15171	17930	MOT60186	17738	MOTA0271	19061	M1T74286	17006
MOT15172	17930	MOT60187	17738	M1Q71281	17132	M1T74287	17006
MOT15271	17985	MOT60781	17835	M1T30471	17993	M1T74381	17133
MOT15272	17985	MOT70381	17214	M1T30471A	17993	M1T74381A	17133
MOT15371	17915	MOT70481	17450	M1T30571	19065	M1T74481	17046
MOT15471	17963	MOT80081	17592	M1T30671	19068	M1T74482	17046
MOT15571	17964	MOT80281	17688	M1T40371	17834	M1T74581	17206
MOT15671	17947	MOT80281A	17688	M1T50071	16780	M1T74583	17194
MOT15771	19008	MOT80281AC	17688	M1T50271	16868	M1T74781	17180
MOT15871	19041	MOT80281B	17688	M1T50371	16868	M1T74781A	17180
MOT15971	19011	MOT80285	17688	M1T50471	17172	M1T74785	17180
MOT20171	17840	MOT80285A	17688	M1T50671	16868	M1T74881	16939
MOT20175	17840	MOT80381	17765	M1T60281	17425	M1T74883	17768
MOT20272	17874	MOT80481	17559	M1T60285	17425	M1T75181	17133
MOT20371	17869	MOT80482	17559	M1T64285	17479	M1T75181A	17133
MOT20471	17775	MOT80581	17734	M1T68081	17479	M1T75281	17142
MOT20472	17775	MOT80783	17795	M1T68681	17863	M1T75283	17142
MOT20571	17907	MOT80784	17795	M1T68781	17835	M1T75381	17133
MOT20671	17931	MOT80981	17691	M1T70281	17142	M1T75581	17470
MOT20672	17931	MOT81081	17691	M1T70283	17142	M1T75681	16889
MOT20771	17872	MOT81181	17796	M1T70381	16888	M1T75981	17451
MOT20972	17938	MOT81281	17772	M1T70481	16939	M1T76081	17467
MOT21071	17898	MOT81283	17772	M1T70482	16939	M1T76082	17467
MOT21171	17910	MOT81284	17772	M1T70483	16939	M1T76281	17133
MOT21271	17932	MOT81381	17718	M1T70485	17185	M1T76481	17783
MOT21371	17933	MOT81581	16888	M1T70781	16931	M1T77081	17470
MOT21571	19037	MOT81681	17717	M1T70781A	16931	M1T77181	17480
MOT21771	19057	MOT82281	17766	M1T70881	16930	M1T77381	17469
MOT21971	17941	MOT82381	17765	M1T70881A	16930	M1T77581	17514
MOT22071	17910	MOT83381	17799	M1T70981	16900	M1T77777	17461
MOT22271	19059	MOT83981	17717	M1T70985A	16900	M1T77781	17461
MOT22272	19059	MOT84881	17829	M1T71081	16998	M1T77881	17151
MOT22371	19039	MOT84882	17849	M1T71281	17132	M1T78181	17689
MOT22571	19056	MOT85081	17740	M1T71281A	17132	M1T78381	17566
MOT22871	19105	MOT85582	17913	M1T71281B	17132	M1T78481	17557
MOT23071	19098	MOT85681	17783	M1T71381	17131	M1T78581	17559
MOT23171	19066	MOT85781	17266	M1T71382	17131	M1T78681	17561
MOT23271	17948	MOT85881	17783	M1T71388	17131	M1T78691	17561
MOT30471	17881	MOT85981	17775	M1T71681	16874	M1T78881	17246
MOT30475	17881	MOT86481	17797	M1T71781	17151	M1T78981	17221
MOT30672	17873	MOT86781	17857	M1T71881	16933	M1T79081	17131
MOT30771	17905	MOT87081	33225	M1T71881A	16933	M1T79481	17564
MOT31071	19038	MOT87085	17833	M1T72085	17146	M1T79482	17564
MOT31171	17906	MOT87181	17779	M1T72086	17146	M1T79483	17786
MOT31471	17939	MOT87187	17831	M1T72086A	17146	M1T79484	19122
MOT31572	17937	MOT87281	17830	M1T72087	17146	M1T79581	17783
MOT32071	17994	MOT87381	17861	M1T72087A	17146	M1T84181	17726
MOT32371	19026	MOT87481	17859	M1T72088	17146	M1T84281	17722
MOT32671	19025	MOT87581	17772	M1T72281	17161	M1T84381	17749
MOT32971	19027	MOT87681	17914	M1T72281A	17161	M1T84382	17749
MOT33271	17597	MOT87781	17908	M1T72481	17166	M1T84481	17723
MOT35171	17905	MOT87981	17917	M1T72483	17266	M1T84881	17796
MOT35275	19021	MOT88281	17943	M1T72581	17131	M1T84883	17796
MOT35573	19022	MOT88481	17944	M1T72582	17131	M1T84884	17796
MOT35671	19069	MOT88482	17944	M1T72583	17131	M1T84981	17754
MOT35871	17986	MOT88781	19064	M1T72681	17151	M1T85181	17773
MOT35872	17986	MOT88782	19064	M1T72781	17161	M1T85881	17836
MOT35874	17996	MOT90482	17911	M1T72781A	17161	M1T86081	17837
MOT35875	17996	MOT90685	17828	M1T72781B	17161	M1T86181	17783
MOT35972	17999	MOT90981	17909	M1T72981	17246	M1T86182	17838
MOT36371	19042	MOT91081	17749	M1T72981A	17246	M1T86281	17832
MOT36571	17997	MOT91082	17879	M1T72985	17246	M1T86282	17832
MOT37271	17598	MOT91182	17866	M1T73281	17221	M1T86381	17722
MOT37471	19101	MOT91781	17848	M1T73283	17221	M1T86481	17723
MOT46171	19624	MOT91881	17929	M1T73381	17217	M1T86781	17843
MOT50371	17834	MOT91981	17897	M1T73383	17217	M1T86782	17839
MOT50471	17834	MOT92081	17882	M1T73388	17217	M1T86882	17877
MOT50571	17834	MOT92082	17882	M1T73581	17046	M1T86883	17877
MOT60081	17685	MOTA0071	19063	M1T73881	17478	M1T86884	17882
MOT60082	17685	MOTA0072	19063	M1T74081	16889	M1T87081	17142
MOT60181	17683	MOTA0171	19060	M1T74181	16932	M1T87181	17833

# INTERCHANGE / REMPLACEMENT / INTERCAMBIO

Original No. No. Original No. Original	Reman Reman Reconstruido	Original No. No. Original No. Original	Reman Reman Reconstruido	Original No. No. Original No. Original	Reman Reman Reconstruido	Original No. No. Original No. Original	Reman Reman Reconstruido
<b>MITSUBISHI</b>		<b>MITSUBISHI</b>		<b>MITSUBISHI</b>		<b>MITSUBISHI</b>	
M1T93471	19024	M2T54806	16720	M3T25881	16514	M3T38482	16992
M1T95081	17599	M2T54881	16733	M3T25882	16514	M3T38483	16992
M1T95281	17719	M2T54882	16733	M3T25883	16514	M3T38881	16922
M1T95681	17798	M2T56181	16854	M3T25885	16938	M3T38881A	16922
M1T96081	17686	M2T56182	16854	M3T26081	16268	M3T38881B	16922
M1T96181	17544	M2T56185	16854	M3T26685	16814	M3T38881C	16922
M1T96581	17991	M2T56283	16720	M3T26785	17069	M3T38882	16922
M1T96681	17862	M2T60071	16799	M3T27581	16805	M3T38882A	16922
M1T96781	17945	M2T60072	16744	M3T27582	16805	M3T38882B	16922
M1T96782	17945	M2T60073	16744	M3T27686	16774	M3T38882C	16922
M1T96783	17945	M2T60171	16854	M3T27686H	16774	M3T38883	16922
M1T96881	17862	M2T60371	17036	M3T27686N	16774	M3T38884	16922
M1T98081A	17916	M2T61071	16854	M3T27781	16775	M3T38981	16966
M1T98081B	17992	M2T66074	16744	M3T27781D	16775	M3T38982	16922
M1T98081C	17992	M2T80081	17275	M3T27881	16732	M3T39981	17662
M1TA0071	17942	M2T80281	17432	M3T29481	16805	M3T41081	16940
M1TA0072	17942	M2T80481	17432	M3T29482	16805	M3T41083	16940
M2T10071	16579	M2T80681	17275	M3T29482A	16805	M3T41088	16940
M2T10171	16211	M2T84371	17696	M3T29482D	16805	M3T41282	16940
M2T14871	16733	M2T84471	17710	M3T30081	16527	M3T41285	16938
M2T20181	16579	M2T84671	17739	M3T30082	16527	M3T41381	16774
M2T20181A	16579	M2T85071	19055	M3T30281	16708	M3T41781	16966
M2T20181D	16579	M2T85075	17903	M3T30282	16708	M3T41881	16971
M2T20182	16579	M2T85171	17864	M3T30285	16859	M3T42781	17288
M2T20571	16811	M2T85571	17867	M3T30286	16859	M3T43381	17212
M2T23181	16775	M2T85771	19040	M3T30381	16742	M3T43581	16922
M2T23685	16732	M2T88372	17940	M3T30382	16742	M3T44081	17732
M2T24181	17544	M2T92071	16857	M3T30781	16728	M3T44181	17732
M2T24281	17471	M3T10071	16520	M3T30782	16728	M3T44281	16971
M2T25281	17179	M3T10072	16520	M3T30881	16922	M3T48181	17662
M2T25282	17179	M3T10081	16792	M3T32081	16527	M3T48382	17248
M2T25381	17515	M3T10271	16522	M3T32381	16742	M3T49282	17057
M2T25481	16814	M3T10272	16522	M3T32382	16742	M3T49381	16922
M2T25581	17544	M3T10371	16519	M3T32581	16514	M3T49581	16922
M2T25681	17471	M3T10372	16519	M3T32582	16514	M3T64071	16744
M2T25981	17596	M3T10672	16203	M3T32583	16514	M3T66071	16744
M2T30381	16971	M3T10881	16792	M3T32584	16514	M3T66072	16744
M2T30385	16971	M3T11272	16210	M3T32585	16514	M3T66073	16744
M2T31081	16579	M3T12572	16522	M3T32589	16940	M3T66074	16799
M2T37081	16775	M3T13073	16209	M3T32591	16514	M3T70381	17684
M2T40081	16940	M3T15073	16500	M3T32592	16940	M3T70382	17684
M2T43283	17580	M3T15075	16500	M3T32593	16940	M3T80371	16547
M2T44781	17733	M3T15271	16209	M3T33081	17010	M3T90071	17037
M2T46081	16971	M3T15772	16522	M3T33181	16569	M3T90072	17037
M2T48081	17288	M3T15872	16522	M3T33182	16569	M4T14572	16588
M2T49283	17580	M3T20081	16527	M3T33183	16569	M4T14673	16524
M2T49881	17212	M3T20381	16742	M3T33282	17181	M4T14771	16524
M2T50171	16584	M3T20681	16203	M3T33283	17181	M4T14872	16524
M2T50181	16584	M3T20781	16728	M3T33581	16859	M4T15771	16524
M2T50581	16717	M3T22081	16527	M3T33582	16859	M4T16071	16268
M2T50585	16855	M3T22381	16742	M3T33582A	16859	M4T66073	16869
M2T50781	16811	M3T22572	16522	M3T33583	16859	M4T66074	16869
M2T50981	17173	M3T22581	16514	M3T33585	16708	M4T66173	16871
M2T52071	16584	M3T22582	16514	M3T33586	16708	M4T74281	16514
M2T52081	16584	M3T23081	16209	M3T33586A	16708	M8T50071	17578
M2T52082	16584	M3T24081	16527	M3T33586D	16708	M8T50071A	17578
M2T52981	16803	M3T24481	16859	M3T33587	16708	M8T50072	17578
M2T53080	16720	M3T24482	16859	M3T33588	16708	M8T50171	17577
M2T53081	16720	M3T24482A	16859	M3T33781	16971	M8T50172	17577
M2T53082	16720	M3T24482H	16859	M3T33785	16971	MEA01-1	16579
M2T53083	16720	M3T24482J	16859	M3T34081	16527	MCA02-0	16211
M2T53085	16720	M3T24482K	16859	M3T34082	16527	MEA01-0	16520
M2T53086	16866	M3T24483	16859	M3T34781	16966	MEA01-1	16520
M2T53281	16720	M3T24485	16708	M3T34782	16966	MEA01-2	16520
M2T53282	16720	M3T24486	16708	M3T35081	16527	MEA03-0	16522
M2T53581	16875	M3T24487	16708	M3T35082	16527	MEA03-1	16522
M2T53781	16982	M3T24488	16708	M3T36081	16856	MEA04-0	16519
M2T53881	16816	M3T25081	16527	M3T36882	16708	MEA04-1	16519
M2T53882	17178	M3T25281	16209	M3T36916	16708	MEA07-1	16203
M2T53883	17178	M3T25781	16514	M3T37781	16775	MEA12-1	16520
M2T54371	16744	M3T25782	16514	M3T37782	17147	MEA13-1	16210
M2T54372	16744	M3T25783	16514	M3T37783	17147	MEA13-2	16210
M2T54781	16733	M3T25785	16514	M3T38481	16805	MEC01-2	16209

## INTERCHANGE / REMPLACEMENT / INTERCAMBIO

Original No. No. Original No. Original	Reman Reman Reconstruido	Original No. No. Original No. Original	Reman Reman Reconstruido	Original No. No. Original No. Original	Reman Reman Reconstruido	Original No. No. Original No. Original	Reman Reman Reconstruido
<b>MITSUBISHI</b>		<b>MITSUBISHI MOTORS</b>		<b>MITSUBISHI MOTORS</b>		<b>MITSUBISHI MOTORS</b>	
MED03-0	16500	MD021675	16524	MD106508	14706	MD193323	13450
MED03-1	16500	MD021676	16500	MD106558	14706	MD194482	13616
MED03-2	16500	MD021678	16514	MD106713	14438	MD195436	13582
MED03-3	16500	MD021685	16522	MD108230	14430	MD197469	13435
MED03-4	16500	MD021686	16524	MD108305	14709	MD197470	13351
MED04-2	16209	MD022515	14557	MD108509	14432	MD198164	13451
MEY2R	16210	MD022568	14267	MD108809	14432	MD301348	17732
MEY3R	16210	MD022570	14237	MD109741	14709	MD301350	17733
<b>MITSUBISHI MOTORS</b>		MD022572	14267	MD110318	14432	MD301351	17734
1800A002	11170	MD022576	14650	MD111148	14436	MD303481	13615
1800A052	11565	MD022578	14267	MD111149	14436	MD304139	14690
1800A053	11377	MD022579	14267	MD111151	14434	MD306997	17557
1800A064	11055	MD023746	16720	MD111231	14430	MD306998	17566
1800A076	11095	MD023758	16720	MD111233	13238	MD309333	13584
1800A141	11317	MD025215	14557	MD111607	14434	MD309471	17131
1800A145	11118	MD025235	16676	MD112322	13272	MD309472	17221
1800A155	11376	MD025651	14237	MD112323	13352	MD310997	13585
1810A001	17931	MD025677	14698	MD112625	17131	MD313327	17131
1810A011	19037	MD025679	14267	MD114620	14436	MD313392	13586
1810A096	19039	MD027380	16720	MD116418	13332	MD313395	13692
1810A104	19624	MD027381	16720	MD116427	14438	MD313397	13587
1810A123	19105	MD027382	16720	MD117156	13332	MD314375	13717
AW335900	13459	MD027400	16514	MD120365	13449	MD317860	13751
AW343141	17731	MD027401	16514	MD125096	13332	MD317862	13787
AW343142	13689	MD027661	14267	MD125569	14438	MD321405	13689
MD001331	16522	MD033689	14267	MD126796	13257	MD321445	17732
MD001333	16514	MD034120	16514	MD133171	13249	MD322925	13787
MD001550	16522	MD034121	16514	MD134315	13290	MD324754	13596
MD001552	16522	MD034130	14268	MD136838	13249	MD324755	13597
MD001553	16522	MD034132	14268	MD136839	13249	MD324756	13598
MD001555	16514	MD041700	14267	MD136933	17131	MD325696	13750
MD003500	14199	MD041700	14698	MD140247	13332	MD325699	13717
MD003501	14199	MD041701	14267	MD141855	13257	MD327513	13586
MD003502	14199	MD041705	14650	MD145183	17217	MD327535	13585
MD003503	14199	MD061154	16854	MD147149	13434	MD328235	17796
MD003511	14199	MD063781	14267	MD149750	13289	MD330332	13749
MD003512	14199	MD064066	14267	MD149751	14473	MD332022	17772
MD003513	14199	MD064067	14267	MD150657	13351	MD334167	13750
MD003516	14199	MD064068	14267	MD152031	16514	MD337238	17773
MD003517	14199	MD066761	16940	MD152031	16522	MD343562	13787
MD003518	14268	MD067411	14690	MD153843	13289	MD348225	17796
MD003550	16500	MD069166	16854	MD156986	16854	MD350608	13692
MD003551	16500	MD069978	14708	MD160540	13435	MD350609	13786
MD006187	14268	MD072582	14690	MD161437	17212	MD351508	17795
MD006197	14268	MD072585	16720	MD162836	16940	MD354001	13886
MD007100	14268	MD072654	16854	MD162837	16940	MD354787	13586
MD007509	14268	MD073067	14706	MD162838	17288	MD354815	13597
MD007516	14199	MD074644	14709	MD162839	16939	MD354816	13598
MD009052	14268	MD074645	14267	MD162840	17217	MD356104	17772
MD009053	14268	MD074992	14708	MD162841	16939	MD356178	17796
MD009054	14268	MD074992	14708	MD162842	17131	MD357737	13840
MD009070	14199	MD081567	16940	MD162843	17221	MD360368	17772
MD009071	14268	MD081568	16514	MD162844	17221	MD362207	17775
MD013740	14690	MD081693	17036	MD164975	16854	MD362870	13929
MD013742	14690	MD085730	16938	MD164977	16854	MD362910	17796
MD016920	16514	MD085731	16866	MD166174	14430	MD363633	17795
MD016921	16514	MD086015	14690	MD172860	16939	MD363634	13689
MD017649	17084	MD086016	14690	MD172861	17217	MD363639	13840
MD018230	14650	MD086046	14650	MD172862	17768	MD366831	11053
MD021235	16676	MD086047	14650	MD172863	17131	MD367214	13750
MD021650	14234	MD086048	14698	MD172864	17221	MD368519	13898
MD021651	14234	MD091749	14706	MD172864	17731	MD370480	13949
MD021652	14237	MD091793	14709	MD174482	17214	MD373093	13886
MD021660	14237	MD091794	14706	MD174483	17450	MD373135	17731
MD021665	16522	MD091849	14708	MD175810	13430	MD375853	13787
MD021666	16524	MD091850	14708	MD175811	13430	MD377649	17772
MD021668	14237	MD099667	16939	MD176256	11029	MD379687	17775
MD021669	14237	MD100431	16940	MD178511	17451	MD4609075	13577
MD021670	16500	MD101219	16938	MD180239	17288	MD532758	16720
MD021672	16500	MD102084	14436	MD189658	13450	MDO50190	14690
MD021672	16588	MD102085	14436	MD189659	13450	MDO60793	14690
MD021674	16514	MD102088	14436	MD190819	13451	MN128202	17906
		MD104744	14267	MD191470	13351	MN128991	11028
		MD105339	14438	MD192227	17212		



# INTERCHANGE / REMPLACEMENT / INTERCAMBIO

Original No. No. Original No. Original	Reman Reman Reconstruido	Original No. No. Original No. Original	Reman Reman Reconstruido	Original No. No. Original No. Original	Reman Reman Reconstruido	Original No. No. Original No. Original	Reman Reman Reconstruido
<b>MITSUBISHI MOTORS</b>		<b>MOTORCRAFT</b>		<b>MOTORCRAFT</b>		<b>MOTORCRAFT</b>	
MN137718	17905	GL-222	7088-10	GL-345	7777	GL-485	7776
MN137825	19038	GL-224	7716-2	GL-346	7774	GL-487	7793
MN153444	17931	GL-225	7088-10	GL-347	7775	GL-490	7794
MN163999	11056	GL-226	7088-10	GL-348	7773	GL-491	7764
MN176256	11029	GL-227	7083	GL-350	7772	GL-496	7750
MN176476	11057	GL-228	7088-10	GL-351	7776	GL-497	7790
MN176584	17775	GL-229	7088-10	GL-353	7749-3	GL-500	7768
MN183450	11055	GL-230	7088-10	GL-354	7786	GL-504	7768
MN183451	11095	GL-230A	7088-10	GL-355	7780	GL-508	7791
MR984944	11029	GL-234	7088-10	GL-356	7781	GL-509	8267
MR994145	17907	GL-234A	7088-10	GL-357	7781	GL-512	7746-2
MR994325	17905	GL-236	7088-10	GL-360	12075	GL-519	7732-2
		GL-236A	7088-10	GL-362	13473	GL-520	7735-2
		GL-237	7716-10	GL-363	7787	GL-522	8258
		GL-238	7716-2	GL-367	7793	GL-523	8269
		GL-238A	7716-2	GL-370	7786	GL-524	8268
		GL-239	7088-10	GL-371	7750	GL-525	7781
		GL-240	7732-10	GL-372	7790	GL-526	8313
		GL-240A	7732-10	GL-373	7791	GL-529	8310
		GL-241	7716-10	GL-374	7749-3	GL-530	8316
		GL-241A	7716-10	GL-376	7755-3	GL-531	8317
		GL-244	7716-2	GL-379	7764	GL-534	8315
		GL-244A	7716-2	GL-381	7768	GL-535	13978
		GL-246	7735-10	GL-382	7770	GL-536	11000
		GL-248	7716-10	GL-383	7786	GL-538	8305
		GL-252	7735-10	GL-384	7773	GL-539	8300
		GL-253	7716-10	GL-385	7775	GL-543	8312
		GL-256	7742	GL-386	7774	GL-544	8268
		GL-256A	7742	GL-390	7756-3	GL-545	8268
		GL-258	7088-2	GL-391	7792	GL-546	8311
		GL-260	7732-2	GL-405	7794	GL-547	8314
		GL-262A	7744-10	GL-406	7773	GL-550	8303
		GL-263	7735-10	GL-407	7795	GL-551	8306
		GL-266	7763	GL-410	7798	GL-552	8307
		GL-267	7745-2	GL-411	7797	GL-553	8308
		GL-268	7744-2	GL-412	7796	GL-555	8304
		GL-270	7767	GL-416	7775	GL-556	8310
		GL-272	7755-11	GL-417	7791	GL-557	8306
		GL-276	7751	GL-418	8254	GL-569	8306
		GL-277	7755-11	GL-419	8250	GL-570	8307
		GL-278	7752	GL-420	13473	GL-578	8305
		GL-279	7749-11	GL-421	13821	GL-579	8318
		GL-282	7746-2	GL-422	7799	GL-583	8403
		GL-283	7746-2	GL-423	7787	GL-584	8405
		GL-286	7705-9	GL-424	8252	GL-585	8404
		GL-287	7072-9	GL-425	7788	GL-589	8436
		GL-293	7750	GL-426	8253	GL-590	8418
		GL-295	7745-2	GL-428	7770	GL-592	8407
		GL-296	7744-2	GL-429	8267	GL-593	8440
		GL-297	7753	GL-431	8309	GL-594	8439
		GL-298	7755-11	GL-433	8251	GL-597	8268
		GL-299	7755-11	GL-434	7773	GL-598	11026
		GL-300	7756-7	GL-436	8255	GL-599	8408
		GL-301	7752	GL-437	8256	GL-600	8446
		GL-308	7750	GL-438	8257	GL-602	13978
		GL-309	7755-11	GL-448	8263	GL-603	8442
		GL-310	7752	GL-449	8266	GL-604	11238
		GL-311	7749-11	GL-450	8256	GL-606	8429
		GL-312	7753	GL-451	8255	GL-607	7787
		GL-313	7751	GL-452	7780A	GL-608	8303
		GL-314	7756-7	GL-453	8263	GL-609	8437
		GL-315	7760	GL-454	7787	GL-611	8401
		GL-317	7764	GL-455	8261	GL-612	8402
		GL-318	7749-3	GL-456	8260	GL-613	7787
		GL-319	7756-3	GL-457	8265	GL-614	8264
		GL-321	7755-3	GL-458	8258	GL-615	8259
		GL-322	13473	GL-462	8264	GL-616	8304
		GL-329	7765	GL-463	8259	GL-617	8472
		GL-331	7768	GL-466	8254	GL-618	7764
		GL-337	7772	GL-477	7771	GL-621	8444
		GL-342	7769	GL-481	7775	GL-622	8443
		GL-343	7748	GL-483	7765	GL-624	8310
		GL-344	7771	GL-484	7770	GL-625	8316

## INTERCHANGE / REMPLACEMENT / INTERCAMBIO

Original No. No. Original No. Original	Reman Reman Reconstruido	Original No. No. Original No. Original	Reman Reman Reconstruido	Original No. No. Original No. Original	Reman Reman Reconstruido	Original No. No. Original No. Original	Reman Reman Reconstruido
<b>MOTORCRAFT</b>		<b>MOTORCRAFT</b>		<b>MOTORCRAFT</b>		<b>MOTORCRAFT</b>	
GL-626	8317	GL-958	11432	SA-519A	3115	SA-732	3175
GL-627	8303	GL-959	11293	SA-529	3123	SA-733	3153
GL-628	8516	GL-960	11428	SA-531	3124	SA-734	3180
GL-630	8445	GL-961	11275	SA-532	3123	SA-734A	3180
GL-631	8406	GL-962	11433	SA-548	3110	SA-734B	3180
GL-633	7764	GL-972	8472	SA-594	3131	SA-735	3154
GL-634	8307	GL-979	11270	SA-622	3115	SA-737	3180
GL-635	8477	GL-981	11434	SA-625	3131	SA-738	3185
GL-636	8447	GL-987	11292	SA-628	3131	SA-738A	3185
GL-642	8429	GL-991	11278	SA-630	3124	SA-739	3300
GL-643	8478	GL-8647	11532	SA-632	3131	SA-739A	17037
GL-644	8479	GLE-96	14029	SA-633	3135	SA-740	16744
GL-646	8519	GLE-96A	14029	SA-648	3131	SA-741	3181
GL-647	8478	GLE-96B	14029	SA-651	3131	SA-742	3191
GL-649	8445	GLE-100	13039	SA-652	3142	SA-742A	3191
GL-650	8407	GLE-102	14030	SA-658	3142	SA-743	3187
GL-651	8442	GLE-105A	14194	SA-660	3124	SA-746	3188
GL-652	8318	GLE-155	13033	SA-660A	3124	SA-748	3194
GL-653	8447	GLE-172	13033	SA-661	3132	SA-749	3193
GL-654	8319	GLE-173	14048	SA-661A	3132	SA-752	3196
GL-657	8406	GLE-174	14048	SA-663	3142	SA-754	3198
GL-659	8511	GLE-178	14048	SA-665A	3191	SA-755	3189
GL-660	8512	GLE-178A	14048	SA-671	3149	SA-759	3187
GL-661	8472	GLE-179	14048	SA-676	3142	SA-760	3198
GL-662	13978	GLE-179A	13107	SA-678	3188	SA-765	3191
GL-663	8519	GLE-179B	14048	SA-681	16539	SA-767	3189
GL-664	8518	GLE-184	14048	SA-682	3142	SA-769	3205
GL-665	8520	GLE-185	13107	SA-683	3142	SA-769A	3205
GL-668	11172	GLE-214	14597	SA-687	3142	SA-770	3157
GL-669	11173	GLE-223	14822	SA-692	3142	SA-771	3204
GL-670	8516	GLE-223A	14822	SA-693	3142	SA-771A	3204
GL-671	11543	GLE-242	14903	SA-699	16539	SA-774	3217
GL-673	8403	GLE-243	14903	SA-699A	16539	SA-775	3232
GL-676	8406	GLE-243A	14903	SA-700	3191	SA-776	3224
GL-679	8521	GLE-245	14944	SA-701	3149	SA-779	3214
GL-680	8474	GLE-247	14943	SA-701A	3152	SA-784	3213
GL-681	8405	GLE-247A	14943	SA-701B	3152	SA-785	3231
GL-682	8404	GLE-250	13188	SA-702	16538	SA-786	3242
GL-903	8429	GLE-251	13190	SA-702A	16538	SA-787	3204
GL-904	8517	GLE-254	13189	SA-703	3142	SA-789	3221
GL-905	8437	GLE-255	14905	SA-703A	3142	SA-790	3204
GL-906	8401	GLE-255A	14905	SA-704	3142	SA-793	3223
GL-907	8402	GLE-257	13196	SA-704A	3152	SA-794	3226
GL-908	8443	GLE-261	13230	SA-705	3135	SA-795	3225
GL-909	8444	GLE-265	13212	SA-705A	3157	SA-798	3223
GL-910	8448	GLE-269	13259	SA-705B	3157	SA-799	3204
GL-913	11268	GLE-271	13196	SA-706	3131	SA-800	3213
GL-915	8522	GLE-273	13300	SA-706A	3155	SA-801	17479
GL-917	11290	GLE-274	13298	SA-707	3188	SA-807	3204
GL-918	11430	GLE-275	13297	SA-707A	3188	SA-808	3221
GL-919	11291	GLE-284	13295	SA-708	3191	SA-810	3230
GL-920	8516	GLE-290	13299	SA-709	3124	SA-813	3261
GL-921	11431	GLE-294	13314	SA-709A	3153	SA-814	3262
GL-922	8318	GLE-302	13297	SA-709B	3153	SA-815	3263
GL-923	8447	GLE-303	13299	SA-710	3131	SA-815	6656
GL-924	11270	GLE-304	13350	SA-711	3142	SA-816	17479
GL-925	11269	GLE-306	13299	SA-712	3132	SA-817	17578
GL-926	8406	GLE-307	13282	SA-712A	3154	SA-818	3264
GL-927	8513	GLE-316	13350	SA-712B	3154	SA-820	17479
GL-928	11273	GLE-320	13350	SA-713A	3155	SA-821A	3266
GL-930	8473	GLE-323	13445	SA-717	3152	SA-822	3267
GL-933	11271	GLE-324	13446	SA-717A	3142	SA-831	3269
GL-934	11272	GLE-326	13448	SA-717A	3152	SA-832	3270
GL-942	8269	GLE-327	13447	SA-720	3160	SA-833	3270
GL-943	8313	GLE-328	13473	SA-720A	3160	SA-834	17719
GL-945	8442	GLE-334	13282	SA-724	3191	SA-836	3271
GL-948	8475	GLE-338	13212	SA-726	3153	SA-837	17010
GL-949	11429	GLE-339	13298	SA-729	3191	SA-838	3267
GL-952	11368	GLE-340	13574	SA-729A	3191	SA-841	3268
GL-953	11204	GLE-341	13230	SA-729B	3191	SA-842	3267
GL-954	11292	GLE-439	13190	SA-731A	3181	SA-848	3267
GL-955	11427	SA-518	3110	SA-731B	3181	SA-849	3267
GL-957	11274	SA-519	3115	SA-731C	3181	SA-850	3241



**INTERCHANGE / REMPLACEMENT / INTERCAMBIO**

Original No. No. Original No. Original	Reman Reman Reconstruido	Original No. No. Original No. Original	Reman Reman Reconstruido	Original No. No. Original No. Original	Reman Reman Reconstruido	Original No. No. Original No. Original	Reman Reman Reconstruido
<b>NIPPONDENSO</b>		<b>NIPPONDENSO</b>		<b>NIPPONDENSO</b>		<b>NIPPONDENSO</b>	
021000-7950	14576	028000-3006	16222	028000-4512	16790	028000-6490	16766
021000-7961	14131	028000-3050	16230	028000-4540	16760	028000-6491	16766
021000-7980	14576	028000-3051	16230	028000-4541	16760	028000-6492	16766
021000-8080	14342	028000-3052	16230	028000-4543	16760	028000-6493	16766
021000-8090	14342	028000-3240	16242	028000-4550	16251	028000-6494	16766
021000-8200	13171	028000-3241	16242	028000-4551	16251	028000-6520	16468
021000-8220	14576	028000-3241	16245	028000-4580	16251	028000-6530	16468
021000-8250	14342	028000-3420	16242	028000-4601	16260	028000-6540	16712
021000-8260	14644	028000-3600	16823	028000-4611	16251	028000-6550	16696
021000-8261	14644	028000-3601	16823	028000-4630	16230	028000-6600	16911
021000-8262	14644	028000-3602	16823	028000-4640	16230	028000-6620	16251
021000-8290	14644	028000-3603	16823	028000-4650	16260	028000-6621	16251
021000-8400	14158	028000-3604	16823	028000-4651	16260	028000-6650	16245
021000-8410	14158	028000-3700	16222	028000-4680	16260	028000-6651	16245
021000-8560	14275	028000-3710	16238	028000-4690	16260	028000-6710	16600
021000-8570	14552	028000-3711	16238	028000-4691	16260	028000-6711	16600
021000-8710	14131	028000-3800	16215	028000-4700	16260	028000-6810	16222
021000-8720	14131	028000-3820	16224	028000-4710	16260	028000-6811	16222
021000-9040	14158	028000-3821	16224	028000-4940	16760	028000-6812	16222
021000-9041	14158	028000-3822	16224	028000-4950	16760	028000-6813	16222
021000-9050	14158	028000-3823	16224	028000-4951	16760	028000-6860	16830
021000-9051	14158	028000-3824	16224	028000-4980	16589	028000-6870	16830
021000-9080	14158	028000-3825	16224	028000-5060	16739	028000-6880	16830
021000-9090	14158	028000-3827	16224	028000-5090	16417	028000-6881	16830
021000-9091	14158	028000-3830	16215	028000-5091	16417	028000-6882	16830
021000-9100	14158	028000-3840	16230	028000-5092	16417	028000-6891	16830
021000-9120	14158	028000-3841	16230	028000-5100	16760	028000-6892	16830
021000-9130	14131	028000-3900	16230	028000-5110	16760	028000-6893	16830
021000-9140	14131	028000-3920	16230	028000-5130	16418	028000-6960	16676
021000-9250	14273	028000-3921	16230	028000-5140	16760	028000-6961	16676
021000-9260	14342	028000-4000	16578	028000-5220	16254	028000-6962	16676
021000-9660	14676	028000-4001	16578	028000-5230	16272	028000-6970	16676
021000-9770	14593	028000-4010	16251	028000-5240	16251	028000-6980	16676
021000-9820	14158	028000-4011	16251	028000-5330	16832	028000-7000	16739
021000-9830	14593	028000-4020	16578	028000-5331	16832	028000-7001	16739
021000-9910	14158	028000-4021	16578	028000-5332	16832	028000-7002	16739
028000-0430	16224	028000-4022	16578	028000-5334	16832	028000-7003	16739
028000-1370	16224	028000-4023	16578	028000-5335	16832	028000-7004	16739
028000-1371	16224	028000-4024	16578	028000-5336	16832	028000-7090	16766
028000-1372	16224	028000-4030	16230	028000-5430	16589	028000-7091	16766
028000-1730	16222	028000-4040	16260	028000-5580	16830	028000-7092	16766
028000-1740	16222	028000-4041	16260	028000-5581	16830	028000-7093	16766
028000-1850	16215	028000-4042	16260	028000-5820	16578	028000-7100	16766
028000-2000	16222	028000-4050	16230	028000-5821	16578	028000-7101	16766
028000-2001	16222	028000-4060	16245	028000-5822	16578	028000-7102	16766
028000-2150	16215	028000-4090	16245	028000-5880	16658	028000-7170	16727
028000-2151	16215	028000-4240	16760	028000-5881	16658	028000-7171	16727
028000-2160	16468	028000-4241	16760	028000-5882	16658	028000-7172	16727
028000-2161	16468	028000-4242	16760	028000-5883	16658	028000-7190	16736
028000-2220	16468	028000-4243	16760	028000-5884	16658	028000-7191	16736
028000-2240	16215	028000-4250	16760	028000-5900	16737	028000-7210	16911
028000-2241	16215	028000-4251	16760	028000-5901	16737	028000-7240	16896
028000-2360	16224	028000-4252	16760	028000-5910	16786	028000-7241	16896
028000-2361	16224	028000-4253	16760	028000-5911	16786	028000-7242	16896
028000-2362	16224	028000-4270	16222	028000-5912	16786	028000-7320	16759
028000-2363	16224	028000-4271	16222	028000-6000	16612	028000-7321	16759
028000-2364	16224	028000-4320	16760	028000-6001	16612	028000-7322	16759
028000-2570	16222	028000-4321	16760	028000-6040	16600	028000-7330	16766
028000-2571	16222	028000-4322	16760	028000-6041	16600	028000-7331	16766
028000-2572	16222	028000-4323	16760	028000-6090	16245	028000-7332	16766
028000-2660	16222	028000-4330	16238	028000-6360	16979	028000-7380	16759
028000-2661	16222	028000-4331	16238	028000-6361	16979	028000-7381	16759
028000-2662	16222	028000-4340	16823	028000-6362	16979	028000-7390	16759
028000-2663	16222	028000-4341	16823	028000-6390	16230	028000-7391	16759
028000-2664	16222	028000-4342	16823	028000-6391	16230	028000-7392	16759
028000-2665	16222	028000-4343	16823	028000-6393	16230	028000-7550	16790
028000-2680	16238	028000-4350	16760	028000-6396	16230	028000-7560	16737
028000-2681	16238	028000-4351	16760	028000-6420	16222	028000-7600	16730
028000-2682	16238	028000-4490	16222	028000-6421	16222	028000-7620	16823
028000-2930	16230	028000-4491	16222	028000-6422	16222	028000-7621	16823
028000-2970	16468	028000-4500	16230	028000-6430	16230	028000-7700	16600
028000-3000	16222	028000-4510	16790	028000-6440	16739	028000-7720	16468
028000-3005	16222	028000-4511	16790	028000-6441	16739	028000-7760	16468

# INTERCHANGE / REMPLACEMENT / INTERCAMBIO

Original No. No. Original No. Original	Reman Reman Reconstruido	Original No. No. Original No. Original	Reman Reman Reconstruido	Original No. No. Original No. Original	Reman Reman Reconstruido	Original No. No. Original No. Original	Reman Reman Reconstruido
<b>NIPPONDENSO</b>		<b>NIPPONDENSO</b>		<b>NIPPONDENSO</b>		<b>NIPPONDENSO</b>	
028000-7780	16832	100211-0141	14268	100211-1440	14843	100211-3590	14989
028000-7790	16739	100211-0142	14268	100211-1550	14684	100211-3610	14449
028000-7791	16739	100211-0150	14375	100211-1551	14684	100211-3630	13240
028000-7810	16896	100211-0180	14340	100211-1560	14843	100211-3660	14989
028000-7811	16896	100211-0181	14340	100211-1570	13336	100211-3680	14679
028000-7840	16897	100211-0190	14275	100211-1571	13336	100211-3690	13508
028000-7841	16897	100211-0192	14275	100211-2010	14680	100211-3720	14739
028000-7990	16736	100211-0240	14340	100211-2011	14680	100211-3760	14449
028000-8000	16736	100211-0270	14384	100211-2020	14611	100211-3770	13383
028000-8010	16735	100211-0340	14275	100211-2021	14611	100211-3820	14472
028000-8050	16802	100211-0360	14275	100211-2030	14668	100211-3890	14989
028000-8051	16802	100211-0400	14345	100211-2031	14668	100211-3960	14472
028000-8060	16837	100211-0407	14345	100211-2040	14671	100211-3961	14472
028000-8061	16837	100211-0420	14630	100211-2050	14679	100211-4070	14684
028000-8070	16830	100211-0421	14630	100211-2060	14643	100211-4071	14684
028000-8071	16830	100211-0422	14630	100211-2061	14643	100211-4130	14733
028000-8072	16830	100211-0430	14345	100211-2070	14683	100211-4131	14733
028000-8073	16830	100211-0440	14630	100211-2071	14683	100211-4150	14937
028000-8110	16254	100211-0500	14341	100211-2100	14857	100211-4170	14843
028000-8120	16272	100211-0520	14336	100211-2102	14857	100211-4171	14843
028000-8180	16600	100211-0540	14574	100211-2110	14679	100211-4260	14733
028000-8220	16828	100211-0550	14574	100211-2140	14680	100211-4290	14843
028000-8221	16828	100211-0560	14574	100211-2150	14855	100211-4350	13239
028000-8370	16824	100211-0580	14630	100211-2151	14855	100211-4351	13239
028000-8371	16824	100211-0581	14630	100211-2170	14611	100211-5350	13433
028000-8440	16786	100211-0600	14336	100211-2210	14755	100211-5760	14461
028000-8470	16823	100211-0620	14336	100211-2211	14755	100211-5930	14461
028000-8570	16696	100211-0660	14574	100211-2250	14679	100211-6060	13384
028000-8580	16730	100211-0690	14336	100211-2280	14674	100211-6110	13385
028000-8581	16730	100211-0700	14347	100211-2360	14732	100211-6130	13562
028000-8590	17058	100211-0720	14345	100211-2370	14671	100211-6131	13562
028000-8620	16837	100211-0750	14347	100211-2500	14679	100211-6150	13386
028000-8621	16837	100211-0780	14672	100211-2550	14931	100211-6170	13387
028000-8670	16736	100211-0781	14672	100211-2551	14931	100211-6190	13386
028000-8690	16735	100211-0782	14672	100211-2820	14460	100211-6270	14684
028000-9070	16837	100211-1000	14611	100211-2830	14460	100211-6300	13410
028000-9071	16837	100211-1001	14611	100211-2840	14460	100211-6310	13524
028000-9080	16468	100211-1010	14756	100211-3030	14939	100211-6320	13690
028000-9260	16834	100211-1040	14683	100211-3040	14611	100211-6350	13384
028000-9270	16790	100211-1041	14683	100211-3041	14611	100211-6360	13525
028000-9320	16906	100211-1050	14679	100211-3041	14611	100211-6360	13525
028000-9321	16906	100211-1060	14611	100211-3060	14611	100211-6370	13566
028000-9340	16979	100211-1061	14611	100211-3090	14683	100211-6390	13553
028000-9341	16979	100211-1061	14611	100211-3091	14683	100211-6410	13389
028000-9341	16979	100211-1080	14756	100211-3110	14643	100211-6440	13553
028000-9370	16979	100211-1081	14756	100211-3111	14643	100211-6450	13690
028000-9380	16834	100211-1090	14643	100211-3150	14611	100211-6600	13316
028000-9490	17152	100211-1091	14643	100211-3151	14611	100211-6710	13336
028000-9670	16824	100211-1110	14756	100211-3160	14668	100211-6720	13415
028000-9720	16825	100211-1111	14756	100211-3170	14679	100211-6860	14843
028000-9721	16825	100211-1180	14679	100211-3180	14683	100211-6870	13390
028000-9730	16802	100211-1200	14671	100211-3181	14683	100211-6990	13414
028000-9731	16802	100211-1201	14671	100211-3182	14683	100211-7000	13240
028000-9800	16696	100211-1230	14732	100211-3220	14611	100211-7040	14849
028000-9810	17058	100211-1260	14755	100211-3221	14611	100211-7050	13240
028000-9860	16823	100211-1261	14755	100211-3260	14679	100211-7060	14679
028000-9900	16971	100211-1270	14757	100211-3300	13229	100211-7061	14679
028000-9901	16971	100211-1271	14757	100211-3310	13294	100211-7070	14931
028000-9902	16971	100211-1300	14671	100211-3320	13277	100211-7100	14683
100210-3400	22096	100211-1320	14674	100211-3321	13277	100211-7180	13339
100210-3460	22096	100211-1321	14674	100211-3352	13240	100211-7230	13234
100210-3680	22096	100211-1330	14732	100211-3400	14683	100211-7320	13326
100210-3810	22096	100211-1331	14732	100211-3401	14683	100211-7330	13326
100211-0030	13140	100211-1340	14449	100211-3401	14683	100211-7330	13326
100211-0090	14573	100211-1341	14449	100211-3430	13241	100211-7430	13393
100211-0091	14573	100211-1341	14449	100211-3431	13241	100211-7450	14679
100211-0092	14573	100211-1350	14759	100211-3500	14449	100211-7460	13277
100211-0100	14573	100211-1351	14759	100211-3501	14449	100211-7470	13397
100211-0101	14573	100211-1360	14935	100211-3510	14935	100211-7500	14931
100211-0120	14268	100211-1361	14935	100211-3520	14679	100211-7570	14668
100211-0130	14275	100211-1370	14759	100211-3530	14674	100211-7571	14668
100211-0131	14275	100211-1371	14759	100211-3531	14674	100211-7590	14679
100211-0132	14275	100211-1410	14684	100211-3540	14449	100211-7600	14679
100211-0140	14268	100211-1411	14684	100211-3550	14668	100211-7760	13229
		100211-1430	14733	100211-3551	14668	100211-7770	13294

## INTERCHANGE / REMPLACEMENT / INTERCAMBIO

Original No. No. Original No. Original	Reman Reman Reconstruido	Original No. No. Original No. Original	Reman Reman Reconstruido	Original No. No. Original No. Original	Reman Reman Reconstruido	Original No. No. Original No. Original	Reman Reman Reconstruido
<b>NIPPONDENSO</b>		<b>NIPPONDENSO</b>		<b>NIPPONDENSO</b>		<b>NIPPONDENSO</b>	
100211-7780	13234	100211-9880	13413	101211-4220	13739	101211-9100	13558
100211-7800	13229	100211-9890	13454	101211-5010	13557	101211-9120	13538
100211-7810	13294	100213-0030	14667	101211-5020	13482	101211-9140	13684
100211-7820	13393	100213-0080	14676	101211-5080	13482	101211-9150	13669
100211-7821	13393	100213-0130	14676	101211-5090	13556	101211-9160	13552
100211-7860	13276	100213-0220	22227	101211-5110	13495	101211-9250	13674
100211-7861	13276	100213-0230	22227	101211-5150	13486	101211-9310	13677
100211-7870	14449	100213-0231	22227	101211-5160	13536	101211-9330	13677
100211-7910	13234	100213-0250	22227	101211-5220	13440	101211-9340	11101
100211-7950	13391	100213-0260	14667	101211-5230	13557	101211-9350	13552
100211-7951	13391	100213-0290	14463	101211-5240	13482	101211-9410	13552
100211-7952	13391	100213-0300	14667	101211-5270	13497	101211-9440	11101
100211-7970	13392	100213-0610	14667	101211-5310	13294	101211-9450	11101
100211-7990	13424	100213-0750	14667	101211-5360	13407	101211-9510	13754
100211-8010	13278	100213-0760	14667	101211-5400	11100	101211-9580	13754
100211-8020	14683	100213-0770	22227	101211-5410	13529	101211-9590	13794
100211-8030	13323	100213-0850	14667	101211-5420	11100	101211-9600	13755
100211-8050	13278	100213-0960	14667	101211-5430	13529	101211-9630	13885
100211-8060	13393	100213-1180	22227	101211-5450	13552	101211-9710	13748
100211-8070	14679	100213-1290	14667	101211-5460	13501	101211-9711	13748
100211-8150	13325	100213-1300	22227	101211-5480	13538	101211-9740	13722
100211-8151	13325	100213-1700	22227	101211-5490	13538	101211-9760	13722
100211-8190	13507	101211-0020	13229	101211-5500	13539	101211-9780	13747
100211-8230	13252	101211-0030	13294	101211-5540	13557	101211-9810	13743
100211-8300	13331	101211-0060	13482	101211-5550	13556	101211-9820	11101
100211-8320	13321	101211-0070	13499	101211-5560	13545	101211-9860	13737
100211-8321	13321	101211-0071	13499	101211-5610	13546	101211-9880	11101
100211-8370	13419	101211-0100	13503	101211-5620	13558	101211-9960	13756
100211-8371	13419	101211-0120	13482	101211-5690	13540	101211-9970	13743
100211-8380	13393	101211-0130	13496	101211-5710	13732	101211-9990	13767
100211-8381	13393	101211-0160	13391	101211-5720	13537	102211-0500	13845
100211-8390	13276	101211-0170	13499	101211-5830	13294	102211-0512	11092
100211-8391	13276	101211-0190	13492	101211-5840	13507	102211-0520	13909
100211-8392	13276	101211-0200	13409	101211-5850	13538	102211-0590	13844
100211-8440	13393	101211-0201	13409	101211-5870	13507	102211-0610	13859
100211-8490	13276	101211-0210	13496	101211-5920	13552	102211-0650	13706
100211-8530	13424	101211-0250	13509	101211-5970	13457	102211-0680	13835
100211-8540	13456	101211-0340	13486	101211-7020	13547	102211-0681	13835
100211-8550	13395	101211-0350	13536	101211-7060	13502	102211-0690	13769
100211-8560	13407	101211-0420	13500	101211-7070	13688	102211-0691	13769
100211-8570	13396	101211-0510	13503	101211-7071	13688	102211-0730	13791
100211-8590	13234	101211-0520	13673	101211-7090	13687	102211-0760	13991
100211-8620	13548	101211-0521	13673	101211-7091	13687	102211-0770	13962
100211-8621	13548	101211-0522	13673	101211-7120	13547	102211-0800	11031
100211-8622	13548	101211-0530	13512	101211-7160	13502	102211-0840	13844
100211-8630	13519	101211-0531	13512	101211-7180	13668	102211-0860	13925
100211-8631	13519	101211-0550	13680	101211-7191	13524	102211-0870	13926
100211-8632	13519	101211-0551	13680	101211-7220	13685	102211-0952	13671
100211-8640	13392	101211-0590	13536	101211-7230	13675	102211-1010	13767
100211-8680	13391	101211-0720	13753	101211-7240	13759	102211-1020	13776
100211-8710	13325	101211-0721	13753	101211-7270	13738	102211-1021	13776
100211-8740	13506	101211-0722	13753	101211-7300	13715	102211-1021	13776
100211-8750	13507	101211-0723	13753	101211-7301	13715	102211-1040	13722
100211-8770	13507	101211-0730	13671	101211-7400	13959	102211-1240	13557
100211-8810	13440	101211-0740	13486	101211-7400	13956	102211-1260	13743
100211-8820	13498	101211-0740	13486	101211-7440	13956	102211-1270	13743
100211-8820	13498	101211-0830	13521	101211-7450	13956	102211-1330	13835
100211-8860	13413	101211-0840	13739	101211-7520	13706	102211-1331	13835
100211-8870	13454	101211-2020	13522	101211-7570	13714	102211-1360	23351
100211-8910	13433	101211-2021	13522	101211-7630	13758	102211-1370	13796
100211-8911	13433	101211-2022	13522	101211-7633	13758	102211-1430	13795
100211-8980	13705	101211-2100	13414	101211-7640	13524	102211-1620	13747
100211-8990	13482	101211-2130	13485	101211-7670	13806	102211-1710	13722
100211-8991	13482	101211-2270	13414	101211-7750	13806	102211-1740	13875
100211-9310	13414	101211-2360	13522	101211-7760	13715	102211-1750	11086
100211-9430	13522	101211-2370	13740	101211-7761	13715	102211-1760	13894
100211-9431	13522	101211-3050	13414	101211-7800	13791	102211-1770	13894
100211-9710	13456	101211-3200	13414	101211-7840	13844	102211-1850	11101
100211-9730	13521	101211-4120	13673	101211-7850	13769	102211-1860	11101
100211-9731	13521	101211-4121	13673	101211-7851	13769	102211-1870	13747
100211-9732	13521	101211-4122	13673	101211-7860	13856	102211-1900	13878
100211-9770	13509	101211-4130	13671	101211-7861	13856	102211-1910	13878
100211-9780	13397	101211-4131	13671	101211-7892	13908	102211-1920	13878
100211-9840	13398	101211-4132	13671	101211-9060	13558	102211-1950	11085

# INTERCHANGE / REMPLACEMENT / INTERCAMBIO

Original No. No. Original No. Original	Reman Reman Reconstruido	Original No. No. Original No. Original	Reman Reman Reconstruido	Original No. No. Original No. Original	Reman Reman Reconstruido	Original No. No. Original No. Original	Reman Reman Reconstruido
<b>NIPPONDENSO</b>		<b>NIPPONDENSO</b>		<b>NIPPONDENSO</b>		<b>NIPPONDENSO</b>	
102211-1951	11085	104210-3031	13992	104210-4201	11139	104210-5810	11387
102211-1960	13857	104210-3032	13992	104210-4220	11179	104210-5820	11293
102211-1990	13879	104210-3040	13927	104210-4230	11138	104210-5830	11429
102211-2000	13879	104210-3041	13927	104210-4240	11114	104210-5850	11433
102211-2001	13879	104210-3042	13927	104210-4241	11114	104210-5860	11432
102211-2020	13878	104210-3043	13927	104210-4290	11150	104210-5890	11390
102211-2120	13957	104210-3060	13919	104210-4300	11150	104210-5910	11392
102211-2180	13878	104210-3070	13919	104210-4301	11150	104210-5920	11391
102211-2230	11049	104210-3081	13979	104210-4310	11062	104210-5950	11368
102211-2231	11049	104210-3082	13979	104210-4330	11110	104210-5960	11204
102211-2232	11049	104210-3090	13918	104210-4340	11248	104210-5970	11292
102211-2233	11049	104210-3091	13918	104210-4350	11046	104210-5990	11178
102211-2290	13878	104210-3092	13918	104210-4360	11180	104210-6000	11181
102211-2340	13878	104210-3100	11099	104210-4370	11178	104210-6001	11181
102211-2350	13879	104210-3120	13905	104210-4380	11037	104210-6010	11251
102211-2351	13879	104210-3121	13905	104210-4410	11109	104210-6030	11366
102211-2380	13958	104210-3122	13905	104210-4420	11140	104210-6100	11290
102211-2400	13982	104210-3140	13963	104210-4430	11044	104210-6103	11290
102211-2421	13878	104210-3141	13963	104210-4470	11136	104210-6110	11181
102211-2430	13795	104210-3191	11044	104210-4471	11136	104210-6130	11328
102211-2480	13958	104210-3201	13978	104210-4480	11030	104210-6131	11328
102211-2610	13878	104210-3202	13978	104210-4481	11030	104210-6140	11405
102211-2670	13977	104210-3210	11000	104210-4510	11198	104210-6160	11252
102211-2680	13965	104210-3213	11000	104210-4540	11035	104210-6170	11406
102211-2690	13747	104210-3261	11038	104210-4560	11183	104210-6181	11434
102211-3080	13835	104210-3280	11003	104210-4571	11137	104210-6191	11353
102211-3090	13769	104210-3290	13980	104210-4573	11137	104210-6270	11532
102211-5020	13753	104210-3291	13980	104210-4640	11054	104210-6310	11252
102211-5040	13671	104210-3292	13980	104210-4680	11196	104210-8000	11089
102211-5041	13671	104210-3293	13980	104210-4690	11151	104210-8010	11152
102211-5042	13671	104210-3300	11035	104210-4700	11430	104210-8040	11128
102211-5050	13673	104210-3310	11036	104210-4730	13980	104210-8110	11194
102211-5051	13673	104210-3320	11046	104210-4731	13980	104210-8120	11086
102211-5052	13673	104210-3340	11037	104210-4732	13980	104210-8140	11164
102211-5070	13680	104210-3380	13994	104210-4740	11322	104210-8180	11203
102211-5090	13711	104210-3390	11090	104210-4750	11323	104210-8230	11354
102211-5091	13711	104210-3440	13983	104210-4790	11201	104210-8400	11203
102211-5130	13858	104210-3441	13983	104210-4810	11195	121000-0320	14761
102211-5131	13858	104210-3450	13981	104210-4811	11195	121000-0490	14342
102211-5140	13837	104210-3460	11087	104210-4830	11136	121000-0730	22227
102211-5150	13680	104210-3470	13984	104210-4870	13984	121000-0731	22227
102211-5151	13680	104210-3471	13984	104210-4871	13984	121000-0940	22227
102211-5260	13896	104210-3500	11030	104210-4880	11195	121000-0970	14667
102211-5280	13753	104210-3560	11054	104210-4881	11195	121000-1160	14463
102211-5380	13896	104210-3620	11033	104210-4890	11137	121000-1163	14463
102211-5381	13896	104210-3650	11032	104210-4910	13978	121000-1290	14667
102211-5520	13680	104210-3651	11032	104210-4920	11324	121000-2360	14667
102211-5650	13896	104210-3652	11032	104210-4921	11324	121000-2430	14869
102211-9020	13894	104210-3660	11032	104210-4990	11146	121000-2450	7069
102211-9070	11085	104210-3662	11032	104210-5040	13979	121000-2490	14869
102211-9100	13857	104210-3680	11153	104210-5070	11156	121000-2500	14453
102211-9240	13894	104210-3690	11206	104210-5080	11351	121000-2520	13868
104210-1110	11292	104210-3691	11206	104210-5090	11352	121000-2640	14667
104210-1270	11432	104210-3700	11205	104210-5100	11350	121000-2650	14667
104210-2010	11427	104210-3701	11205	104210-5110	11153	121000-2660	13185
104210-2021	11428	104210-3750	11032	104210-5120	13994	121000-2680	13220
104210-2050	11196	104210-3751	11032	104210-5160	11154	121000-3000	13305
104210-2051	11196	104210-3770	11062	104210-5250	11250	121000-3100	13185
104210-2070	11136	104210-3780	11088	104210-5300	11238	121000-3300	13184
104210-2090	11323	104210-3790	11033	104210-5330	11034	121000-3310	13305
104210-2100	11137	104210-3880	11034	104210-5380	11237	121000-3330	13256
104210-2101	11137	104210-3890	11034	104210-5390	11369	121000-3340	13184
104210-2140	11325	104210-4000	11197	104210-5410	11250	121000-3360	13185
104210-2141	11325	104210-4030	11084	104210-5420	11476	121000-3370	13312
104210-2160	11156	104210-4050	11093	104210-5432	11291	121000-3380	13245
104210-2250	11367	104210-4090	11238	104210-5480	11386	121000-3390	13306
104210-2270	11402	104210-4091	11238	104210-5481	11386	121000-3400	13307
104210-2340	11402	104210-4140	11109	104210-5490	11385	121000-3430	13245
104210-2350	11403	104210-4150	13978	104210-5491	11385	121000-3440	13341
104210-2450	11479	104210-4160	11000	104210-5500	11090	121000-3450	13341
104210-2570	11404	104210-4180	11033	104210-5510	11326	121000-3452	13341
104210-2890	11250	104210-4190	11033	104210-5511	11326	121000-3460	13354
104210-3030	13992	104210-4200	11139	104210-5630	11431	121000-3470	13354

**INTERCHANGE / REMPLACEMENT / INTERCAMBIO**

Original No. No. Original No. Original	Reman Reman Reconstruido	Original No. No. Original No. Original	Reman Reman Reconstruido	Original No. No. Original No. Original	Reman Reman Reconstruido	Original No. No. Original No. Original	Reman Reman Reconstruido
<b>NIPPONDENSO</b>		<b>NIPPONDENSO</b>		<b>NIPPONDENSO</b>		<b>NIPPONDENSO</b>	
121000-3480	13443	121000-4373	13964	128000-3180	17083	128000-6212	17142
121000-3490	13444	121000-4400	13790	128000-3181	17083	128000-6560	17125
121000-3510	13578	121000-4410	13873	128000-3182	17083	128000-6561	17125
121000-3520	13593	121000-4440	13873	128000-3340	16834	128000-6810	16830
121000-3521	13593	121000-4450	13911	128000-3341	16834	128000-6811	16830
121000-3523	13593	121000-4451	13911	128000-3342	16834	128000-6830	16830
121000-3530	13354	121000-4460	13899	128000-3343	16834	128000-6831	16830
121000-3531	13354	121000-4470	13911	128000-3350	16834	128000-6832	16830
121000-3570	13443	121000-4481	13874	128000-3431	16978	128000-6833	16830
121000-3580	13443	121000-4510	13964	128000-3440	16834	128000-6990	17202
121000-3600	13341	121000-4520	13961	128000-3470	16893	128000-6991	17202
121000-3610	13834	121000-4530	11116	128000-3471	16893	128000-7000	17202
121000-3620	13822	121000-4540	121000	128000-3472	16893	128000-7001	17202
121000-3630	13823	121000-4540	13873CP	128000-3480	16978	128000-7002	17202
121000-3650	13880	121000-4550	13961	128000-3481	16978	128000-7010	17240
121000-3660	13593	121000-4551	13961	128000-3482	16978	128000-7080	17494
121000-3670	13822	121000-4560	13911	128000-3500	17020	128000-7120	17204
121000-3671	13822	121000-4580	13964	128000-3670	17251	128000-7121	17204
121000-3710	13809	121000-4590	11094	128000-4270	16879	128000-7122	17204
121000-3730	13869	121000-4620	11242	128000-4420	17171	128000-7140	17197
121000-3750	13999	121000-4630	11242	128000-4421	17171	128000-7141	17197
121000-3760	13910	128000-0020	16739	128000-4530	17152	128000-7190	17170
121000-3780	13906	128000-0021	16739	128000-4531	17152	128000-7191	17170
121000-3800	13877	128000-0022	16739	128000-4532	17152	128000-7200	16696
121000-3810	13907	128000-0130	16906	128000-4570	17202	128000-7210	17298
121000-3820	13876	128000-0280	16913	128000-4660	16739	128000-7360	16830
121000-3821	13876	128000-0290	16843	128000-4661	16739	128000-7361	16830
121000-3850	13960	128000-0300	16905	128000-4670	16883	128000-7362	16830
121000-3851	13960	128000-0460	16514	128000-4671	16883	128000-7380	17189
121000-4000	13280	128000-0461	16514	128000-4910	17215	128000-7381	17189
121000-4010	13308	128000-0550	16824	128000-4911	17215	128000-7382	17189
121000-4030	13313	128000-0560	16824	128000-4950	17091	128000-7383	17189
121000-4040	13301	128000-0670	16843	128000-4951	17091	128000-7390	17263
121000-4041	13301	128000-0960	16739	128000-4960	17084	128000-7400	17203
121000-4050	13309	128000-1200	17058	128000-5080	16913	128000-7460	16884
121000-4060	13310	128000-1210	17058	128000-5110	16905	128000-7470	16890
121000-4070	13311	128000-1220	16730	128000-5230	16843	128000-7471	16890
121000-4080	13302	128000-1230	16696	128000-5270	17084	128000-7500	17020
121000-4090	13304	128000-1240	16737	128000-5280	17084	128000-7560	17240
121000-4100	13313	128000-1241	16737	128000-5340	17002	128000-7710	17285
121000-4110	13304	128000-1250	16790	128000-5341	17002	128000-7712	17285
121000-4120	13746	128000-1251	16790	128000-5360	17125	128000-7713	17285
121000-4122	13746	128000-1252	16790	128000-5361	17125	128000-7714	17285
121000-4130	13453	128000-1300	16879	128000-5430	17129	128000-7715	17285
121000-4150	13302	128000-1310	16880	128000-5431	17129	128000-7720	16879
121000-4151	13302	128000-1311	16880	128000-5560	17125	128000-7770	17274
121000-4160	13594	128000-1350	16829	128000-5561	17125	128000-7810	17466
121000-4161	13594	128000-1351	16829	128000-5570	17125	128000-7840	17264
121000-4170	13742	128000-1370	17003	128000-5571	17125	128000-7920	16830
121000-4171	13742	128000-1371	17003	128000-5580	17420	128000-7921	16830
121000-4210	13592	128000-1440	16895	128000-5581	17420	128000-7922	16830
121000-4211	13592	128000-1441	16895	128000-5630	16878	128000-7923	16830
121000-4220	13861	128000-1620	17000	128000-5640	17297	128000-7930	16830
121000-4221	13861	128000-1621	17000	128000-5650	17152	128000-7990	16978
121000-4231	13763	128000-1900	16878	128000-5670	17084	128000-7991	16978
121000-4232	13763	128000-2040	16878	128000-5690	17202	128000-8030	17216
121000-4233	13763	128000-2060	16825	128000-5691	17202	128000-8031	17216
121000-4250	13790	128000-2061	16825	128000-5700	17254	128000-8110	17579
121000-4251	13790	128000-2180	17143	128000-5701	17254	128000-8111	17579
121000-4260	13741	128000-2190	16905	128000-5710	17255	128000-8200	17422
121000-4261	13741	128000-2380	16974	128000-5711	17255	128000-8210	17423
121000-4270	13842	128000-2540	17058	128000-5770	17125	128000-8270	16893
121000-4280	13766	128000-2570	17007	128000-5780	17171	128000-8280	17129
121000-4290	13824	128000-2580	17007	128000-5781	17171	128000-8281	17129
121000-4291	13824	128000-2581	17007	128000-5921	16893	128000-8310	17170
121000-4300	13742	128000-2590	17003	128000-5940	16893	128000-8311	17170
121000-4330	13765	128000-2591	17003	128000-5941	16893	128000-8312	17170
121000-4331	13765	128000-2830	16839	128000-5942	16893	128000-8320	17242
121000-4332	13765	128000-2860	16971	128000-5950	16978	128000-8321	17242
121000-4350	13824	128000-2861	16971	128000-5951	16978	128000-8350	17256
121000-4351	13824	128000-2862	16971	128000-5952	16978	128000-8360	17256
121000-4360	13924	128000-2880	16739	128000-6210	17142	128000-8400	17263
121000-4372	13964	128000-2881	16739	128000-6211	17142	128000-8410	17263



# INTERCHANGE / REMPLACEMENT / INTERCAMBIO

Original No. No. Original No. Original	Reman Reman Reconstruido	Original No. No. Original No. Original	Reman Reman Reconstruido	Original No. No. Original No. Original	Reman Reman Reconstruido	Original No. No. Original No. Original	Reman Reman Reconstruido
<b>NIPPONDENSO</b>		<b>NIPPONDENSO</b>		<b>NIPPONDENSO</b>		<b>NIPPONDENSO</b>	
128000-8430	17263	228000-1700	17481	228000-3990	17584	228000-7260	17534
128000-8431	17263	228000-1710	17481	228000-3991	17584	228000-7261	17534
128000-8500	17256	228000-1800	17549	228000-3992	17584	228000-7390	17748
128000-8530	17252	228000-1960	17529	228000-4000	17464	228000-7391	17748
128000-8531	17252	228000-1961	17529	228000-4001	17464	228000-7392	17748
128000-8780	17204	228000-1962	17529	228000-4020	17679	228000-7393	17748
128000-8784	17204	228000-1963	17529	228000-4030	17680	228000-7400	17791
128000-8890	17253	228000-2050	17516	228000-4080	17672	228000-7402	17791
128000-8891	17253	228000-2060	17517	228000-4082	17672	228000-7403	17791
128000-9300	17259	228000-2061	17517	228000-4083	17672	228000-7420	17785
128000-9380	17197	228000-2062	17517	228000-4090	17706	228000-7421	17785
128000-9520	17259	228000-2260	17526	228000-4091	17706	228000-7430	17788
128000-9540	16843	228000-2261	17526	228000-4092	17706	228000-7432	17788
128000-9580	16830	228000-2290	17548	228000-4093	17706	228000-7640	17784
128000-9581	16830	228000-2291	17548	228000-4290	16739	228000-7641	17784
128000-9582	16830	228000-2292	17548	228000-4291	16739	228000-7710	17890
128000-9700	17546	228000-2310	17520	228000-4292	16739	228000-7730	17800
128000-9701	17546	228000-2312	17520	228000-4293	16739	228000-7740	17793
128000-9702	17546	228000-2500	17534	228000-4300	17581	228000-7741	17793
128000-9710	17263	228000-2520	17523	228000-4304	17581	228000-7751	17794
128000-9720	17263	228000-2570	17668	228000-4310	17679	228000-8330	17803
128000-9730	16790	228000-2571	17668	228000-4320	17681	228000-8420	17802
128000-9740	16790	228000-2572	17668	228000-4330	17682	228000-8540	17805
128000-9750	17464	228000-2610	17668	228000-4650	17676	228000-8542	17805
128000-9751	17464	228000-2611	17668	228000-4651	17676	228000-8550	17806
128000-9752	17464	228000-2612	17668	228000-5040	17665	228000-8670	17793
128000-9790	17420	228000-2613	17668	228000-5041	17665	228000-8680	17794
128000-9900	16979	228000-2660	16830	228000-5090	17714	228000-8681	17794
128000-9901	16979	228000-2730	17521	228000-5091	17714	228000-8700	17808
228000-0210	16913	228000-2740	17523	228000-5093	17714	228000-8701	17808
228000-0211	16913	228000-2750	17523	228000-5300	17671	228000-8702	17808
228000-0220	17273	228000-2840	17524	228000-5330	17711	228000-8703	17808
228000-0240	17547	228000-2841	17524	228000-5331	17711	228000-8731	17809
228000-0280	16913	228000-2850	17525	228000-5480	16971	228000-8732	17809
228000-0350	16830	228000-2851	17525	228000-5490	17715	228000-8800	17791
228000-0351	16830	228000-2890	17493	228000-5670	17715	228000-8810	17748
228000-0360	17460	228000-2940	17519	228000-5680	17715	228000-9050	16830
228000-0361	17460	228000-2960	17519	228000-6112	17735	228000-9132	17851
228000-0363	17460	228000-2990	17706	228000-6113	17735	228000-9200	17824
228000-0410	17202	228000-3010	17571	228000-6170	17774	228000-9270	17850
228000-0450	16824	228000-3011	17571	228000-6172	17774	228000-9641	17845
228000-0470	17465	228000-3012	17571	228000-6173	17774	228000-9680	17784
228000-0471	17465	228000-3013	17571	228000-6270	17777	228000-9871	17962
228000-0472	17465	228000-3014	17571	228000-6271	17777	228000-9872	17962
228000-0473	17465	228000-3020	17562	228000-6272	17777	228000-9900	17825
228000-0570	16830	228000-3021	17562	228000-6273	17777	228000-9901	17825
228000-0571	16830	228000-3023	17562	228000-6280	17774	228000-9902	17825
228000-0572	16830	228000-3024	17562	228000-6281	17774	228000-9992	17846
228000-0573	16830	228000-3030	17570	228000-6282	17774	421000-0011	13871
228000-0574	16830	228000-3032	17570	228000-6283	17774	421000-0012	13871
228000-0575	16830	228000-3033	17570	228000-6310	17737	421000-0013	13871
228000-0710	17204	228000-3040	17535	228000-6313	17737	421000-0021	13870
228000-0810	17546	228000-3060	17493	228000-6420	17526	421000-0022	13870
228000-0820	17534	228000-3210	17532	228000-6421	17526	421000-0023	13870
228000-0821	17534	228000-3211	17532	228000-6450	17746	421000-0024	13870
228000-0822	17534	228000-3260	17533	228000-6460	17703	421000-0025	13870
228000-0823	17534	228000-3280	17536	228000-6660	17727	421000-0026	13870
228000-0830	17534	228000-3282	17536	228000-6662	17727	421000-0027	13870
228000-0831	17534	228000-3380	16922	228000-6663	17727	421000-0028	13870
228000-0832	17534	228000-3381	16922	228000-6730	17679	421000-0030	13867
228000-0833	17534	228000-3390	17573	228000-6750	17679	421000-0040	13913
228000-0890	17481	228000-3391	17573	228000-6760	17680	421000-0042	13913
228000-0900	17532	228000-3392	17573	228000-7030	17747	421000-0043	13913
228000-0901	17532	228000-3393	17573	228000-7031	17747	421000-0051	13915
228000-0902	17532	228000-3400	17574	228000-7032	17747	421000-0060	13868
228000-1100	17519	228000-3401	17574	228000-7033	17747	421000-0061	13868
228000-1102	17519	228000-3402	17574	228000-7130	17170	421000-0062	13868
228000-1150	17420	228000-3403	17574	228000-7131	17170	421000-0100	13912
228000-1560	17485	228000-3740	17668	228000-7140	17242	421000-0103	13912
228000-1620	17523	228000-3742	17668	228000-7141	17242	421000-0111	13914
228000-1660	16830	228000-3743	17668	228000-7200	17584	421000-0113	13914
228000-1661	16830	228000-3750	17671	228000-7201	17584	421000-0120	13923
228000-1690	17533	228000-3961	17671	228000-7250	17534	421000-0121	13923

## INTERCHANGE / REMPLACEMENT / INTERCAMBIO

Original No. No. Original No. Original	Reman Reman Reconstruido	Original No. No. Original No. Original	Reman Reman Reconstruido	Original No. No. Original No. Original	Reman Reman Reconstruido	Original No. No. Original No. Original	Reman Reman Reconstruido
<b>NIPPONDENSO</b>		<b>NIPPONDENSO</b>		<b>NIPPONDENSO</b>		<b>NISSAN</b>	
421000-0122	13923	421000-0711	11240	428000-4640	19045	23100-0W002	13713
421000-0141	11063	421000-0730	11299	428000-4641	19045	23100-0W003	13713
421000-0142	11063	421000-7010	11380	428000-4780	19074	23100-0W004	13638
421000-0145	11063	428000-0010	17886	428000-4790	19073	23100-0W004	13713
421000-0150	11040	428000-0024	17842	428000-4940	19048	23100-0W400	13724
421000-0151	11040	428000-0090	17891	428000-4941	19048	23100-0W401	13724
421000-0180	11048	428000-0100	17823	428000-5250	19072	23100-0W402	13724
421000-0190	11039	428000-0150	17534	428000-5280	17957	23100-0W403	13724
421000-0191	11039	428000-0151	17534	428000-5380	19014	23100-0W404	13724
421000-0200	11040	428000-0152	17534	428000-5480	19079	23100-0Z400	13760
421000-0210	13988	428000-0153	17534	428000-5760	19071	23100-10110	14231
421000-0222	13871	428000-0320	17845	428000-5880	19046	23100-10B10	14478
421000-0223	13871	428000-0321	17845	428000-5940	17892	23100-10G03	14663
421000-0225	13871	428000-0340	17841	428000-5980	19046	23100-10G05	14663
421000-0230	13868	428000-0341	17841	428000-5981	19046	23100-10W00	14255
421000-0251	11112	428000-0460	17880	428000-5983	19046	23100-10W01	14255
421000-0252	11112	428000-0670	17702A	428000-6110	19029	23100-12G00	14660
421000-0260	11113	428000-0671	17702A	428000-6490	19084	23100-12G01	13285
421000-0261	11113	428000-0730	17875	428000-6640	17949	23100-12G02	13285
421000-0262	11113	428000-0980	19028	428000-7492	19046	23100-15P01	14717
421000-0264	11113	428000-0981	19028			23100-15P11	14717
421000-0280	13988	428000-0990	17895			23100-15P12	14717
421000-0281	13988	428000-1080	17825	<b>NISSAN</b>		23100-15P13	14717
421000-0282	13988	428000-1081	17825	23099-29W00	14952	23100-15P90	14717
421000-0300	11063	428000-1190	17892	23099-36W01	14615	23100-15P91	14717
421000-0301	11063	428000-1240	17946	23099-36W02	14615	23100-15P92	14717
421000-0302	11063	428000-1241	17946	23099-36W04	14615	23100-16512	14101
421000-0303	11063	428000-1250	17876	23100-01B00	14231	23100-16515	14101
421000-0304	11063	428000-1311	17841	23100-01B05	14231	23100-16A00	14653
421000-0311	13913	428000-1511	17885	23100-01B15	14231	23100-16A01	14653
421000-0320	13912	428000-1512	17885	23100-01N13	14652	23100-16E05	14661
421000-0322	13912	428000-1520	17912	23100-02E10	14660	23100-16E05	14661
421000-0323	13912	428000-1760	17922	23100-03B05	14231	23100-17A00	14653
421000-0332	11112	428000-1840	17825	23100-04F10	14657	23100-17A01	14653
421000-0342	11113	428000-1841	17825	23100-04F11	14657	23100-17B10	14479
421000-0343	11113	428000-1841	17825	23100-04F91	14657	23100-17B11	14479
421000-0344	11113	428000-1910	19017	23100-04F92	14657	23100-17C00	14749
421000-0360	11155	428000-1911	19017	23100-04M00	14652	23100-17C00	14749
421000-0363	11155	428000-1920	19019	23100-04M10	14652	23100-17S05	14613
421000-0370	11244	428000-1921	19019	23100-05B10	14478	23100-18A00	14653
421000-0371	11244	428000-2010	17823	23100-05B10	14478	23100-18A01	14653
421000-0380	11285	428000-2050	17884	23100-05G05	14659	23100-1AA1A	11341
421000-0390	11286	428000-2200	17896	23100-05P00	14655	23100-1AA1B	11341
421000-0410	11298	428000-2201	17896	23100-05P01	14655	23100-1B000	13473
421000-0430	11276	428000-2220	17893	23100-05P03	14655	23100-1CA1A	11412
421000-0440	11240	428000-2290	17955	23100-05P11	14655	23100-1E400	13474
421000-0460	11381	428000-2300	17956	23100-05P12	14655	23100-1E410	13286
421000-0470	11240	428000-2340	19043	23100-05P13	14655	23100-1E800	13636
421000-0480	11296	428000-2400	17894	23100-06S10	14588	23100-1FC1A	11414
421000-0492	13870	428000-2530	19075	23100-0B000	13473	23100-1Z600	11027
421000-0493	13870	428000-2620	6690	23100-0E700	13334	23100-20J00	14659
421000-0500	11240	428000-2940	19018	23100-0E705	13334	23100-20R00	14665
421000-0510	11378	428000-2941	19018	23100-0E706	13334	23100-20R01	14665
421000-0512	11378	428000-3050	17950	23100-0E712	13334	23100-23000	14101
421000-0521	11297	428000-3051	17950	23100-0L700	13639	23100-23005	14101
421000-0530	11240	428000-3070	17949	23100-0L701	13639	23100-26E10	14724
421000-0540	11243	428000-3071	17949	23100-0M003	13637	23100-26E11	14724
421000-0541	11243	428000-3280	17886	23100-0M005	13637	23100-26E60	14661
421000-0542	11243	428000-3330	19029	23100-0M006	13637	23100-26E61	14661
421000-0550	11241	428000-3390	17998	23100-0M007	13637	23100-26E90	14724
421000-0552	11241	428000-3410	17957	23100-0M008	13637	23100-27G10	14478
421000-0560	11294	428000-3500	19030	23100-0M009	13637	23100-29R00	14665
421000-0580	11298	428000-3501	19030	23100-0M010	13637	23100-29W00	14952
421000-0590	11276	428000-3560	17995	23100-0M810	13640	23100-2J010	13640
421000-0591	11276	428000-3640	19076	23100-0P501	13534	23100-2J011	13640
421000-0620	11383	428000-3960	19045	23100-0P502	13534	23100-2Y005	13639
421000-0621	11383	428000-3980	19044	23100-0P505	13478	23100-2Y006	13639
421000-0630	11382	428000-4120	19010	23100-0P506	13478	23100-2Y900	13826
421000-0650	11401	428000-4240	19077	23100-0P513	13478	23100-30B10	14480
421000-0660	11241	428000-4300	19049	23100-0P515	13478	23100-30P00	13324
421000-0670	11449	428000-4310	19047	23100-0P516	13478	23100-30R00	13273
421000-0680	11448	428000-4311	19047	23100-0S200	13643	23100-30R60	13327
421000-0700	11295	428000-4590	19049	23100-0S300	13644	23100-31P10	13293
				23100-0W000	13638	23100-31U00	13639
				23100-0W001	13713	23100-31U01	13639

# INTERCHANGE / REMPLACEMENT / INTERCAMBIO

Original No. No. Original No. Original	Reman Reman Reconstruido	Original No. No. Original No. Original	Reman Reman Reconstruido	Original No. No. Original No. Original	Reman Reman Reconstruido	Original No. No. Original No. Original	Reman Reman Reconstruido
<b>NISSAN</b>		<b>NISSAN</b>		<b>NISSAN</b>		<b>NISSAN</b>	
23100-31U02	13612	23100-80G09	13287	23100-H0300	14105	23100-U0502	14214
23100-34E00	14661	23100-80W00	14659	23100-H0310	14105	23100-U0503	14214
23100-34E01	14661	23100-81W00	14659	23100-H6200	14118	23100-U0504	14214
23100-36W01	14615	23100-84W00	14659	23100-H6201	14118	23100-U0505	14214
23100-36W04	14615	23100-85E00	14661	23100-H6202	14118	23100-U0506	14118
23100-37M00	14652	23100-88G00	13533	23100-H6203	14118	23100-U0701	14118
23100-3H000	13934	23100-8J000	13939	23100-H7200	14214	23100-U0702	14118
23100-3M200	13728	23100-8J00A	13939	23100-H7201	14214	23100-U0703	14118
23100-3S500	13778	23100-8J00B	13939	23100-H7202	14214	23100-U0704	14118
23100-3S501	13778	23100-8J100	13940	23100-H7203	14214	23100-U0705	14118
23100-3W400	13900	23100-8J10A	13940	23100-H7204	14214	23100-U0706	14118
23100-40U00	13612	23100-8J10B	13940	23100-H7700	14255	23100-U0711	14118
23100-47R10	11102	23100-8S100	11120	23100-H7701	14255	23100-U0712	14118
23100-47R11	11102	23100-8S10A	11120	23100-H7702	14255	23100-U0713	14118
23100-4B400	13640	23100-97E00	13477	23100-H7703	14255	23100-U0714	14118
23100-4M610	13784	23100-97E01	13477	23100-H7710	14613	23100-U0715	14118
23100-4M611	13784	23100-9E000	13760	23100-JA02A	11258	23100-U5800	14118
23100-4M800	13828	23100-9F511	13784	23100-JA02B	11258	23100-U5801	14118
23100-4S100	13789	23100-9Y500	13826	23100-JA11A	11341	23100-U5802	14118
23100-4Z400	13937	23100-9Z000	13778	23100-JA11B	11341	23100-U5803	14118
23100-4Z40B	13937	23100-A4601	14105	23100-JD200	11343	23100-U5804	14118
23100-50Y05	13334	23100-A4602	14105	23100-JK01A	11340	23100-U6001	14214
23100-50Y06	13334	23100-A4611	14105	23100-JN81A	11343	23100-U6002	14214
23100-50Y09	13334	23100-A4810	14105	23100-M0400	14105	23100-U6003	14214
23100-51S00	14979	23100-A5500	14105	23100-M0401	14105	23100-U6100	14214
23100-51S10	14979	23100-A5501	14105	23100-M0402	14105	23100-U6101	14214
23100-51S11	14979	23100-AM610	11051	23100-M0403	14105	23100-U6103	14214
23100-51S90	14979	23100-AR000	11009	23100-M0410	14105	23100-U6500	14214
23100-52F10	13273	23100-AR00A	11009	23100-M0412	14105	23100-U6501	14214
23100-52F11	13273	23100-AU400	11163	23100-M0413	14105	23100-U6502	14214
23100-53A00	14719	23100-AU40D	11163	23100-M0414	14105	23100-U6503	14214
23100-53A10	14719	23100-B8001	14105	23100-M5960	14652	23100-U6504	14214
23100-53A11	14719	23100-B8002	14105	23100-M5961	14652	23100-U6505	14214
23100-53A90	14719	23100-B9800	14231	23100-M6600	14255	23100-V0100	14592
23100-53F00	13273	23100-B9801	14231	23100-M6601	14255	23100-V0101	14592
23100-54A01	14753	23100-B9802	14231	23100-M6900	14214	23100-V0102	14592
23100-54A02	14753	23100-B9805	14231	23100-M9300	14118	23100-V0105	14592
23100-54A03	14753	23100-B9810	14231	23100-N3301	14118	23100-V0106	14592
23100-56C01	14753	23100-CD010	11052	23100-N3302	14118	23100-V0107	14592
23100-56G00	13531	23100-CN100	13826	23100-N3303	14118	23100-V0501	14118
23100-5M000	13827	23100-CR910	11004	23100-N8500	14652	23100-V0502	14118
23100-5V410	13784	23100-D0200	14588	23100-N9501	14613	23100-V0706	14118
23100-5Y700	13826	23100-D0201	14588	23100-N9800	14231	23100-V1501	14118
23100-5Z000	11018	23100-D0211	14588	23100-P0100	14118	23100-V1502	14118
23100-60U00	13261	23100-D0800	14652	23100-P0101	14118	23100-V2800	14652
23100-60U01	13261	23100-D1700	14588	23100-P0102	14118	23100-V7201	14753
23100-60U02	13261	23100-D3300	14665	23100-P0103	14118	23100-V7202	14753
23100-63A10	14719	23100-D4400	14720	23100-P0110	14118	23100-V7203	14753
23100-64J00	13329	23100-D4405	14243	23100-P0111	14118	23100-V7204	14753
23100-64J01	13329	23100-D4410	14720	23100-P0112	14118	23100-V7205	14753
23100-64J02	13329	23100-D4415	14243	23100-P0113	14118	23100-W0600	14118
23100-64J03	13329	23100-D4490	14720	23100-P3004	14185	23100-W1705	14613
23100-64J05	13329	23100-EA000	11119	23100-P3005	14185	23100-W1706	14613
23100-64J10	13329	23100-EA00A	11119	23100-P3006	14185	23100-W1707	14613
23100-64J12	13329	23100-EA00B	11119	23100-P3008	14185	23100-W1708	14613
23100-64J13	13329	23100-EA200	11165	23100-P4500	14118	23100-W1805	14613
23100-64J15	13329	23100-EA201	11121	23100-P4501	14118	23100-W1806	14613
23100-65E10	13286	23100-EA20A	11165	23100-P4502	14118	23100-W1807	14613
23100-6J111	13784	23100-EA20AR	11165	23100-Q4601	14652	23100-W2500	14613
23100-6J112	13784	23100-EA20B	11121	23100-R2002	14652	23100-W2501	14613
23100-6P000	13712	23100-EG010	11315	23100-U0100	14105	23100-W2502	14613
23100-6P005	13712	23100-EG910	11316	23100-U0101	14105	23100-W5800	14255
23100-70A00	14716	23100-EM01A	11344	23100-U0102	14105	23100-W5801	14255
23100-70F00	13641	23100-EM01B	11343	23100-U0103	14105	23100-W5802	14255
23100-70F05	13641	23100-F0610	14118	23100-U0104	14105	23100-W5803	14255
23100-77A00	13250	23100-F6100	14661	23100-U0105	14105	23100-W5805	14652
23100-77A10	13250	23100-F6101	14661	23100-U0110	14105	23100-W5806	14652
23100-77P00	13533	23100-F6300	13262	23100-U0111	14105	23100-W5807	14652
23100-7B000	13821	23100-F6301	13262	23100-U0112	14105	23100-W5816	14652
23100-7Y020	11017	23100-G3600	14653	23100-U0113	14105	23100-W5817	14652
23100-80210	14118	23100-G3706	14613	23100-U0114	14105	23100-ZB000	13939
23100-80215	14118	23100-G5503	14663	23100-U0500	14214	23100-ZB00B	13939
23100-80G08	13287	23100-G5504	14663	23100-U0501	14214	23100-ZH00A	11256

## INTERCHANGE / REMPLACEMENT / INTERCAMBIO

Original No. No. Original No. Original	Reman Reman Reconstruido	Original No. No. Original No. Original	Reman Reman Reconstruido	Original No. No. Original No. Original	Reman Reman Reconstruido	Original No. No. Original No. Original	Reman Reman Reconstruido
<b>NISSAN</b>		<b>NISSAN</b>		<b>NISSAN</b>		<b>NISSAN</b>	
23100-ZH00B	11256	23300-21004	16203	23300-60U12	17180	23300-D0213	16774
23100-ZH00C	11256	23300-21005	16203	23300-60U15	17696	23300-D0214	16774
23100-ZW40A	11413	23300-21006	16203	23300-62C00	17178	23300-D0300	16803
23100-ZW40B	11413	23300-21007	16203	23300-63J00	17246	23300-D0301	16803
23300-01B00	16732	23300-21008	16203	23300-63J01	17246	23300-D0310	16803
23300-01Y10	16900	23300-21009	16203	23300-63J02	17246	23300-D1700	16774
23300-01Y11	16900	23300-21010	16203	23300-63J10	17246	23300-E3000	16209
23300-04E00	16982	23300-21015	16203	23300-63J11	17246	23300-E3001	16209
23300-04E01	16982	23300-21016	16203	23300-65Y00	17146	23300-E3100	16209
23300-04E10	16982	23300-21017	16203	23300-65Y01	17146	23300-E3101	16209
23300-05P01	16811	23300-21P00	17104	23300-65Y10	17146	23300-E6800	16246
23300-06W61	16986	23300-22P00	17104	23300-6P010	17739	23300-EA000	17943
23300-07G00	16986	23300-2J260	17745	23300-70Y00	17295	23300-EA200	17942
23300-08700	16211	23300-2J261	17745	23300-70Y01	17295	23300-EA20A	17942
23300-0B001	17479	23300-2J262	17745	23300-70Y10	17295	23300-EE00B	19092
23300-0B010	17479	23300-2Y900	17779	23300-72F10	17161	23300-EE00C	19092
23300-0B711	17479	23300-30P15	17179	23300-73C10	17580	23300-EY000	19040
23300-0C010	16814	23300-30P16	17179	23300-74Y00	17147	23300-EN200	17982
23300-0M200	17146	23300-30P17	17179	23300-74Y01	17147	23300-EN20A	17982
23300-0M201	17146	23300-30R01	17161	23300-78505	16203	23300-EN20B	17982
23300-0M210	17688	23300-30R02	17161	23300-78B010	17479	23300-ET80A	19061
23300-0M211	17688	23300-30R12	17161	23300-7S000	17867	23300-ET80B	19061
23300-0M215	17688	23300-30R13	17161	23300-80G10	17425	23300-EV10A	17983
23300-0W010	17683	23300-31U00	17695	23300-80W00	16805	23300-EV10B	17983
23300-0W011	17683	23300-31U01	17713	23300-81N00	17146	23300-EY00A	17934
23300-11M00	16809	23300-31U02	17713	23300-81N01	17146	23300-EY00C	17934
23300-11M01	16809	23300-31W00	16771	23300-81N11	17146	23300-F6600	17069
23300-11M02	16809	23300-31W01	16771	23300-81W00	16773	23300-F6610	17069
23300-12G02	16817	23300-31W02	16771	23300-84A01	17178	23300-G7000	16771
23300-12G03	16817	23300-31W03	16771	23300-84A07	17146	23300-G7001	16771
23300-12G05	16817	23300-31W04	16771	23300-84A11	17178	23300-G7002	16771
23300-15800	16201	23300-32F10	16875	23300-84A17	17146	23300-G7004	16771
23300-15805	16201	23300-32F90	16875	23300-84A18	17146	23300-G7005	16771
23300-15811	16210	23300-36900	16201	23300-85A01	17147	23300-G8400	17454
23300-15815	16210	23300-36901	16201	23300-85A11	17147	23300-G8401	17454
23300-15A00	16991	23300-36A00	16816	23300-85E00	17145	23300-H0100	16211
23300-15A05	16991	23300-36A10	16816	23300-85E01	17145	23300-H0101	16211
23300-15A06	16991	23300-36A90	16816	23300-86G10	17425	23300-H3900	16211
23300-16E01	16806	23300-37503	16771	23300-86G11	17425	23300-H5000	16211
23300-16E02	16807	23300-37508	16771	23300-88G00	17196	23300-H5001	16211
23300-16E03	16806	23300-37A00	16814	23300-88G01	17196	23300-H5002	16211
23300-16E03	16807	23300-37A01	16814	23300-8H00R	17980	23300-H5003	16211
23300-16E04	16807	23300-37A02	16814	23300-8H300	17980	23300-H5004	16211
23300-17C00	16992	23300-37A10	16814	23300-8H500	33225	23300-H5010	16211
23300-17C05	16992	23300-37A90	16814	23300-8Y000	17835	23300-H5011	16211
23300-17C06	16993	23300-4E100	17478	23300-8J001	17835	23300-H5012	16579
23300-17C07	16993	23300-4E210	17246	23300-8J010	17833	23300-H5013	16579
23300-17C60	16997	23300-4M800	17745	23300-8J011	17833	23300-H5014	16579
23300-18005	16211	23300-4M801	17745	23300-8J115	17830	23300-H6900	16211
23300-18C00	16992	23300-4S100	17738	23300-8J120	17831	23300-H6901	16211
23300-18C01	16992	23300-4S102	17738	23300-8U300	6749	23300-H6902	16211
23300-18C02	16992	23300-4S103	17859	23300-8U30A	17981	23300-H6903	16211
23300-18C03	16992	23300-4W010	17834	23300-8Y000	17872	23300-H6904	16211
23300-18C06	16993	23300-4W015	17834	23300-8Y00A	17872	23300-H7300	16211
23300-18C07	16993	23300-4W016	17834	23300-97E00	17479	23300-H7301	16211
23300-18C08	16993	23300-4W017	17834	23300-97E01	17479	23300-H7302	16211
23300-18C09	16993	23300-4W01A	17834	23300-9E010	17740	23300-H9100	16611
23300-18C56	16997	23300-50Y00	17146	23300-9E012	17828	23300-H9101	16611
23300-18C60	16997	23300-53F10	17161	23300-9Z400	17861	23300-JA00A	19060
23300-18V10	16774	23300-53F11	17161	23300-AL900	17927	23300-JA00B	19059
23300-1CA0A	19068	23300-53J00	17246	23300-AM600	17904	23300-JA00C	19060
23300-1E400	17478	23300-53J01	17246	23300-AM60A	17904	23300-JA00D	19059
23300-1E410	17478	23300-53J02	17246	23300-AR000	19055	23300-JA01A	19060
23300-1M216	17688	23300-53J11	17246	23300-AR200	17864	23300-JA01B	19059
23300-1S715	17684	23300-53J12	17246	23300-AR20A	17864	23300-JA10A	19063
23300-1S716	17684	23300-57M60	16874	23300-CA000	17863	23300-JA10B	19064
23300-1S770	17685	23300-57M70	16874	23300-CA00A	17863	23300-JA10C	19063
23300-1S771	17685	23300-57M90	16874	23300-CG000	17927	23300-JA10D	19064
23300-1S772	17685	23300-5M000	17812	23300-CG00A	17927	23300-JK20A	19067
23300-20R10	16998	23300-5Y710	17779	23300-CG200	17903	23300-JK20B	19067
23300-20R11	16998	23300-5Y715	17830	23300-D0100	16774	23300-L1800	16771
23300-20R91	16998	23300-60U10	17180	23300-D0200	16774	23300-L2916	16771
23300-21000	16203	23300-60U11	17180	23300-D0212	16774	23300-M0100	16579

# INTERCHANGE / REMPLACEMENT / INTERCAMBIO

Original No. No. Original No. Original	Reman Reman Reconstruido	Original No. No. Original No. Original	Reman Reman Reconstruido	Original No. No. Original No. Original	Reman Reman Reconstruido	Original No. No. Original No. Original	Reman Reman Reconstruido
<b>NISSAN</b>		<b>NISSAN</b>		<b>OPEL</b>		<b>PEUGEOT</b>	
23300-M0101	16579	23300-V5300	16811	90-542-967	17720	5802 81	16619
23300-M1500	16579	23300-V5301	16811	90-543-012	13736	5802 82	16619
23300-M1501	16579	23300-V5302	16811	90-563-736	17575	5802 88	17157
23300-M1502	16579	23300-V5311	16811	90-566-072	17720	5802 90 (P)	17144
23300-M1503	16579	23300-W0400	16711	90-566-073	17720	5802 91 (P)	16484
23300-M1510	16579	23300-W0401	16711	91-73-570	17720	5802 91 (P)	16619
23300-M1511	16579	23300-W0402	16805	91-92-364	17720	5802 95	17144
23300-M4900	16694	23300-W0403	16805	91-95-822	17720	5802 97	16715
23300-M4901	16694	23300-W0411	16805	93-175-788	8239	5802 A4	16752
23300-M4902	16694	23300-W0412	16805	93-175-815	8239	5802 AR	19000
23300-M4903	16694	23300-W0413	16805	93-175-963	8239	5802 E4	17157
23300-M4904	16694	23300-W0414	16805	93-181-383	8239	5802 J9	16715
23300-M5900	16579	23300-W0415	16805	93-187-415	11187	5802 P5 (C)	16484
23300-M5901	16579	23300-W0417	16805	93-190-829	11475	5802 P5 (C)	16619
23300-M5902	16579	23300-W1002	16986	95-12-800	8239	5802 P6 (C)	17144
23300-M5903	16579	23300-W1800	16733			5802 Q6	16619
23300-M8000	16775	23300-W1810	16733	<b>PARIS RHONE</b>		5802 R6	17157
23300-M8001	16775	23300-W1811	16733	<b>SEE VALEO</b>		5802 S0 (P)	16619
23300-M8010	16775	23300-W2500	16733	<b>PEUGEOT</b>		5802 S5 (P)	16462
23300-M8011	16775	23300-W2801	16733			5802 S6	16715
23300-M8100	16732	23300-W2802	16733	5558 07	16619	7910016727	16715
23300-M8101	16732	23300-Y0500	16209	5580 07	16619	7910246377	16462
23300-M8110	16732	23300-Y0501	16209	5702 52	14565	9150475180	16619
23300-M8111	16732	23300-Y0510	16209	5702 72	14954	9150516480	16715
23300-M8120	16775	23300-Y0511	16209	5702 83	14584	9150747780	17157
23300-M8200	16775	23300-Y0512	16209	5702 86	14954	9150803080	16752
23300-M8201	16775	23300-Y0513	16209	5702 90	14583	9150864480	17157
23300-M8210	16775	23300-Y0700	16209	5702 91	14955	9151082480	16752
23300-M8211	16775	23300-Y0701	16209	5705 12	14894	9151095080	13607
23300-M8300	16732	23300-Y0710	16209	5705 15	14955	9151139080	16619
23300-M8301	16732	23300-Y0711	16209	5705 19	13379	91514426	13607
23300-M8310	16732	23300-Y0712	16209	5705 25	13607	91517980	13607
23300-M8500	16732	23300-Y0714	16209	5705 2V (P)	14954	9151798080	13607
23300-M8501	16732	23300-Y0715	16209	5705 3A	13429	9151798180	13607
23300-M8502	16732	23300-Y0718	16209	5705 50 (P)	14954	9561210380	13379
23300-N0900	16246	23300-Y1405	16771	5705 51 (P)	14954	9563521080	13607
23300-N5900	16584	23300-Y7001	16986	5705 66	14894	9603139280	13429
23300-N5901	16584	23300-Y7002	16986	5705 72	14565	9750120380	14955
23300-N5902	16584	23300-Y7006	16733	5705 73	13379	V7-540-897	19000
23300-N5903	16584	23300-ZJ50A	19065	5705 85	14955	V7-552-105	19000
23300-N5910	16584			5705 87 (P)	14610		
23300-N5911	16584	<b>OPEL</b>		5705 93 (P)	13254	<b>POONG SUNG</b>	
23300-P5110	16210	12-02-039	16715	5705 A0	13429	02131-9130	11202
23300-P5111	16210	12-02-128	6723	5705 A1 (P)	14894	02131-9131	11202
23300-P5112	16210	12-02-131	6723	5705 H3	14610	02131-9132	11202
23300-R2000	16584	12-02-139	17576	5705 H4	14610	02131-9153	11191
23300-R2002	16584	12-02-961	6723	5705 KF	23850	02131-9271	11190
23300-T3470	16771	12-04-145	8239	5705 V6	14565	02131-9280	11192
23300-U0100	16203	12-762-730	11279	5705 Z2 (C)	14610	02131-9320	11192
23300-U0101	16203	12-770-124	11454	5705 Z7 (C)	13254	02131-9321	11192
23300-U0102	16203	12-799-630	11187	5705 Z8 (C)	14610	02131-9330	11191
23300-U0110	16203	13-229-985	11475	5750 JG	11335		
23300-U0111	16203	24-421-812	17720	5801 94	16484	<b>PORSCHE</b>	
23300-U0112	16203	34-93-823	8239	5801 A7	17157	616 603 111 00	15269
23300-U0113	16203	34-93-824	8239	580193	16619	616-603-112-00	15268
23300-U0114	16203	55-556-092	6946	5802 04	16715	901-603-106-52	13025
23300-U6000	16246	62-02-125	6980	5802 05	16715	901-603-118-00	13025
23300-U6001	16246	62-04-000	8239	5802 07	16619	901-604-102-03	16300
23300-U6002	16246	62-04-002	8239	5802 09	16462	911-603-120-00	13025
23300-U6003	16246	62-04-151	8239	5802 11	16462	911-603-120-04	14594
23300-U6004	16773	62-04-196	8239	5802 15	16715	911-603-120-05	14892
23300-U7500	16584	90-356-897	8239	5802 16	16619	911-603-155-01	13361
23300-U7502	16584	90-357-730	17576	5802 17	16462	911-604-101-01	16426
23300-U7510	16584	90-379-385	17720	5802 20	16619	911-604-102-01	17158
23300-U7511	16584	90-443-929	8239	5802 33	16752	916-604-101-00	16426
23300-V0600	16771	90-444-192	17576	5802 34	16619	923-604-101-00	16300
23300-V0602	16771	90-460-576	13736	5802 38	17157	928-603-011-00	14956
23300-V0603	16771	90-487-546	17720	5802 39	17157	928-603-011-01	14956
23300-V0605	16771	90-490-356	17789	5802 42	16619	928-603-011-02	14956
23300-V0700	16733	90-490-771	17789	5802 48	16533	928-603-011-04	14956
23300-V0702	16733	90-509-838	13736	5802 61	16715	928-603-011-05	14956
23300-V0705	16733	90-541-527	17575	5802 62 (P)	16462	928-603-049-00	13368
23300-V0706	16733	90-542-532	17720	5802 72 (P)	16752	928-603-114-00	14602

## INTERCHANGE / REMPLACEMENT / INTERCAMBIO

Original No. No. Original No. Original	Reman Reman Reconstruido	Original No. No. Original No. Original	Reman Reman Reconstruido	Original No. No. Original No. Original	Reman Reman Reconstruido	Original No. No. Original No. Original	Reman Reman Reconstruido
<b>PORSCHE</b>		<b>PRESTOLITE</b>		<b>PRESTOLITE</b>		<b>PRESTOLITE</b>	
928-603-114-01	14602	8AL2051F	7427	9BE2NE2A41	14408	10-768	14071
928-604-103-01	16609	8AL2052K	7429	9FB2KA2A03	13105	10-768	14408
928-604-103-04	16609	8AL2057K	13048	9FB2KB2A03	13105	10-769	14406
931-604-101-00	16621	8AR2047K	13080	9FB2KB2A04	13105	10-769A	14406
944-603-019-00	14956	8AR2064K	13080	9FB2KB2A06	13105	10-772	13113
944-603-019-01	14956	9AL2591K	14329	9FB2KB2A07	13105	45-100	9112
944-603-108-01	14825	9AL2658K	14227	9FB2LD2A05	13106	45-114	9112
944-603-109-00	14825	9AR2500K	13105	9FB2LD2A07	13106	45-186	9112
944-604-103-00	17280	9AR2506K	13105	9FB2LD2A10	13106	45-25	9112
944-604-104-00	17279	9AR2512P	14056	9FE2FA2A17	13105	45-26	9112
948-603-015-01	11060	9AR2515K	14408	9FE2KA2A11	13105	45-30	9112
948-603-015-02	11060	9AR2516F	14408	9FE2KA2A18	13105	45-46	9112
948-603-015-03	11060	9AR2518F	13094	9FE2KB2A06	13105	45-82	9112
948-603-015-04	11247	9AR2520K	13105	9FE2KB2A07	13105	46-131	3472
948-603-015-05	11247	9AR2524F	13055	9FE2KB2A08	13105	46-133	3460
948-603-025-00	11373	9AR2525F	14408	9FE2KB2A12	13105	46-174	3472
948-604-106-00	17925	9AR2526F	14408	9FE2KC2A35	13105	46-215	3460
948-604-206-00	19118	9AR2527K	14071	9FE2LD2A07	13106	46-216	3472
951-604-101-00	17023	9AR2528F	13094	9FE2LE2A13	13105	46-222	3472
951-604-102-00	17280	9AR2533P	14054	9FE2NA2A18	13105	46-3767	6608
951-604-102-01	17280	9AR2604L	14054	9FE2NA2A19	13105	46-782	3472
955-603-016-01	11061	9AR2605L	13105	9FE2NB2A22	14401	110-101	7395
955-603-016-10	11374	9AR2606K	13105	9FE2NC2A24	14402	110-102	7395
955-603-017-00	23346	9AR2606L	13105	9FE2ND2A34	13105	110-113	7429
955-603-117-00	11281	9AR2622L	13105	9FE2ND2A42	13105	110-139	7427
955-604-107-00	17926	9AR2636G	14071	9FE2NE2A33	14402	110-143	7427
955-604-107-10	19002	9AR2638P	13129	9FE2NE2A43	14402	110-149	7429
964-603-156-00	13361	9AR2659K	14329	9FE2NF2A37	14401	110-151	7427
964-603-156-01	13361	9AR2660K	14582	9FE2NF2A44	14401	110-16	7395
964-604-104-00	17281	9AR2672P	14610	9FE2NG2A39	14406	110-165	7427
965-604-104-00	17281	9AR2690P	14610	9FF2LD2A07	13106	110-167	7427
986-604-104-00	17758	9AR2695K	14582	9FF2LD2A08	13106	110-197	7427
996-603-012-00	13810	9AR2708G	13055	9FF2LD2A10	13106	110-198	7429
996-603-012-01	13810	9AR2726G	14071	9GD2NA2A25	13113	110-37	7395
996-603-012-02	11041	9AR2760K	14582	9JG2KA2F44	13105	110-49	7395
996-603-012-03	13810	9AR2764L	14408	9JG2KA2F56	13105	110-761	13080
996-603-012-04	11041	9AR2779L	13105	9JG2NA2F42	13105	110-762	13048
996-604-103-00	17804	9AR2792G	13055	9JG2NA2F52	13105	110-764A	13105
996-604-104-00	17759	9AR2815K	14954	9JG2NB2F45	14402	110-767A	14402
996-604-107-00	17813	9AR2830L	14408	9JG2NB2F53	14402	110-769A	14401
996-604-108-00	17813	9AR2838L	13105	9JG2NC2F46	14406	510-015	14056
997-603-012-00	11131	9AR2883G	14071	9JG2ND2F49	14406	510-023	14071
997-603-012-01	11130	9AR2896G	14071	9JG2ND2F54	14406	510-031	14054
997-603-012-02	11131	9AR2897L	14408	9JG2NF2F58	13106	510-085	14329
997-603-012-03	11130	9AR2936P	14331	9LG2KA2F48	14408	510-102	14054
997-603-012-04	11339	9AR2975L	14818	9LG2KB2F51	14408	510-123	13129
997-603-012-06	11131	9AR2976K	14797	9LG2KB2F57	14408	510-129	14071
997-603-012-07	11130	9AR2977L	14797	9LG2NA2F47	14071	510-146	14329
997-603-022-00	11338	9AR2997L	14797	9LG2NB2F50	14408	510-147	14582
997-603-022-01	11337	9AR5030L	14970	9LG2NB2F55	14408	510-148	14610
997-603-022-02	11338	9AR5037L	13113	10-101	7395	510-172	14582
997-603-022-03	11337	9AR5042P	14331	10-102	7395	510-181	14610
9A1-603-012-00	11470	9AR5045L	14408	10-113	7429	510-183	13055
		9AR5047L	14970	10-139	7427	510-201	14071
		9AR5087K	14797	10-143	7427	510-208	14582
		9AR5088L	14797	10-149	7429	510-241	13055
8AL2008K	7395	9BB2KA2A01	14071	10-151	7427	510-257	14954
8AL2009K	7395	9BB2KA2A02	14071	10-16	7395	510-270	14408
8AL2011F	7427	9BB2KB2A02	14071	10-165	7427	510-283	13105
8AL2012F	7427	9BB2KB2A06	14071	10-167	7427	510-327	14071
8AL2013F	7427	9BB2KB2A07	14071	10-197	7427	510-351	14331
8AL2014F	7427	9BE2KA2A14	14071	10-198	7429	510-409	14610
8AL2015K	7429	9BE2KA2A15	14071	10-37	7395	510-420	14818
8AL2016K	7429	9BE2KA2A21	14071	10-49	7395	510-460	14331
8AL2016KS	7429	9BE2KB2A06	14071	10-761	13080	20100232	13147
8AL2025F	7427	9BE2KB2A07	14071	10-762	13048	20110134	14421
8AL2026F	7427	9BE2KB2A08	14071	10-763	14071	20130207	14057
8AL2026FS	7427	9BE2KB2A15	14071	10-764	13105	20500331	16715
8AL2031F	7427	9BE2KC2A32	14071	10-765	13106	20500331	16752
8AL2032K	7429	9BE2KD2A40	14408	10-765A	13106	20500648	16408
8AL2034K	13048	9BE2NA2A21	14408	10-766	13105	20500729	16353
8AL2034KA	13080	9BE2NB2A38	14408	10-766A	13105	20500729	16954
8AL2040F	7427	9BE2NB2A45	14408	10-767	14402	20500729	17135
8AL2040FS	7427						

# INTERCHANGE / REMPLACEMENT / INTERCAMBIO

Original No. No. Original No. Original	Reman Reman Reconstruido	Original No. No. Original No. Original	Reman Reman Reconstruido	Original No. No. Original No. Original	Reman Reman Reconstruido	Original No. No. Original No. Original	Reman Reman Reconstruido
<b>PRESTOLITE</b>		<b>RENAULT</b>		<b>RENAULT</b>		<b>SAAB</b>	
20513003	4162	7700661842	16597	7701499646	14895	49-66-842	17782
20513530TBA	3510M	7700670878	14331	7701499649	16756	51-94-758	17857
35259620	3300	7700679725	16757	7709758174	16797	51-94-766	17789
35259620	6573	7700702054	14331	8933002128	14895	51-94-899	17575
35259620	16658	7700703490	16797	8933002129	14959	52-46-871	13610
35259620	17037	7700705203	14329	8933002378	17163	52-46-897	13807
35259620	17577	7700714640	16756	8953002577	17005	52-46-905	13808
66021301	13196	7700715116	16797	8953008165	17085	52-48-372	13952
66021636	13033	7700721616	14895	8982502266	16463	52-48-794	11218
66021636	13107	7700730364	14895	8982506266	16463	55-35-2105	6755
66021636	14029	7700740076	17144	8982775015	14329	55-35-3669	19069
66021636	14048	7700750305	16756	8982775016	14331	55-35-3996	6755
66021637	13039	7700763172	14900	8982775022	14582	55-55-6245	6980
66021637	14048	7700755572	14331	8982775024	14895	75-32-153	17013
66925157	16450	7700755572	14899	8982775026	14959	82-09-643	16683
66925210	16514	7700757741	17035	8982775029	14891	83-19-618	16683
66925210	16940	7700758217	16797	8982775069	14329	85-12-311	13129
66925210	17827	7700758237	16756	8982775133	17163	85-23-254	13129
A12NAM451	7091	7700759289	17035			85-40-684	14595
A12NAM453	7091	7700759720	16757			85-41-039	14595
A12NAM455	7091	7700759720	17034			85-41-781	14595
A12NAM551	7395	7700761416	16463	02-09-759	17013	85-42-896	13129
A12NAM552	7395	7700764429	17085	02-42-313	13281	85-42-896	13129
A12NAM553	7395	7700764766	14329	02-42-453	17576	85-45-592	14595
A12NAM603	7395	7700764766	14331	02-44-822	17276	85-45-600	14595
A12NAM604	7395	7700773468	14900	02-71-395	17013	85-45-626	13129
A12NAM605	7395	7700773468	14900	02-84-026	14791	85-45-642	14595
GGW4801	9213	7700779362	14329	12-60-9317	6947	85-45-659	14595
GGW4802	9213	7700780773	14900	12-75-5484	11186	85-45-667	14965
GGW6001	9213	7700796943	14895	12-75-7362	11255	85-45-691	17013
GGW6001AB	9213	7700851490	17035	12-75-7363	11186	85-45-725	14964
GGW6001K	9213	7700851491	17144	12-76-2730	11279	85-45-881	16683
GGW6001Q	9213	7700860915	17163	12-77-0124	11454	85-48-232	13281
GGW6001S	9213	7701348548	14329	12-78-5604	11043	85-48-240	14791
GGW6001T	9213	7701348964	16488	12-79-9630	11187	85-48-943	13610
GGW6001V	9213	7701349063	14582	12-80-3492	11184	85-48-950	13609
GGW6001W	9213	7701349264	16797	15-20-0110	8497	85-48-984	13610
GGW6001X	9213	7701349265	16797	15-22-5927	8302	85-49-412	13609
GGW6001Y	9213	7701349416	14331	15-22-5928	8498	85-49-438	13610
GGW6003	9213	7701349556	14331	15-22-6003	8292	85-49-495	13610
GJC7001	9112	7701349556	14899	15-28-8860	8499	85-49-552	13807
GJC7002	9112	7701349591	16756	19-16-8039	6934	85-57-043	13129
GJC7008	9112	7701351026	17005	19-18-0528	6942	85-57-043	14595
GJC7012	9112	7701351027	16797	19-18-0529	6970	85-57-076	14595
GJC7013	9112	7701351394	16756	24-45-4144	6524	85-57-449	13129
GJC7401	9112	7701351398	17035	32-00-6005	17881	85-57-456	13129
GJM7001	9112	7701351523	16756	32-00-6007	17840	85-59-742	14595
GJM7004	9112	7701352053	14891	32-00-6062	13889	85-59-752	14595
GJM7401	9112	7701352055	17085	32-00-6063	13890	85-67-570	14595
GJP7202	9112	7701499204	14582	32-01-0646	11058	85-71-838	14595
GJP7402	9112	7701499207	14329	32-01-0647	11226	85-72-703	14595
GJP7402A	9112	7701499207	14331	40-17-299	17013	85-77-694	14595
GJP7402D	9112	7701499229	16463	42-21-826	13610	85-86-059	14791
MDL6003	3453	7701499230	14895	42-35-610	17670	85-87-214	14783
MDM6001	3453	7701499233	17144	44-12-805	13609	85-89-301	14965
MDT6004	3453	7701499238	14900	44-34-056	13610	85-90-531	14965
MDT6016	3472	7701499246	17085	44-34-072	13631	88-23-395	13281
MDT6017	3472	7701499247	16797	45-04-254	17576	88-26-851	17276
MDT7002	3472	7701499250	14895	46-11-497	17782	88-28-238	17670
MDT7009	3472	7701499445	14891	46-14-475	13808	88-28-972	17576
MDT7009S	3472	7701499447	14582	46-70-394	17789	89-01-7440	6494
MDU6001	3453	7701499450	14329	46-70-428	17782	89-01-7557	6499
MDU6003	3460	7701499450	14331	47-34-018	13610	89-01-7631	6494
MDU6013	3460	7701499459	14895	47-34-026	13631	89-01-7844	6757
MDU6015	3472	7701499466	17005	47-39-058	13610	89-01-7846	6782
MDU7001	3460	7701499467	16797	47-39-066	13609	89-01-8123	6494
MMO6701UT	6608	7701499468	16756	47-70-012	17576	89-77-498	17276
MMO6715UT	6608	7701499473	16488	47-70-798	17789	91-20-965	14964
PBNA1134	14421	7701499473	16756	47-70-996	17575	91-20-973	13281
		7701499477	16463	47-70-996	17576	91-20-981	13281
		7701499479	17144	47-70-998	17575	93-18-4924	17789
		7701499482	16797	49-29-451	13808	93-18-4928	17670
		7701499494	14900	49-41-241	13807	93-18-4932	17575
				49-41-761	13807	93-18-7415	11187
<b>RENAULT</b>							
5000679053	17005						
7700102000	17508						

## INTERCHANGE / REMPLACEMENT / INTERCAMBIO

Original No. No. Original No. Original	Reman Reman Reconstruido	Original No. No. Original No. Original	Reman Reman Reconstruido	Original No. No. Original No. Original	Reman Reman Reconstruido	Original No. No. Original No. Original	Reman Reman Reconstruido
<b>SAAB</b>		<b>SUBARU</b>		<b>SUBARU</b>		<b>SUZUKI</b>	
93-19-0829	11475	23700-AA061	13263	82991-6100	16468	31400-52D10	11164
93-76-799	17013	23700-AA090	13275	82991-8600	16468	31400-59J00	11086
95-06-353	14964	23700-AA150	14743			31400-60A20	13336
95-06-361	14964	23700-AA160	14585	<b>SUZUKI</b>		31400-60A21	13336
95-26-005	14964	23700-AA180	13210	31100-60A10	17206	31400-60A84	13336
95-29-033	14964	23700-AA190	13406	31100-60A11	17206	31400-60AC1	13415
95-55-277	14791	23700-AA202	13479	31100-60A12	17194	31400-60B11	13316
95-55-285	14791	23700-AA210	13645	31100-60A13	17194	31400-60B30	13415
95-60-954	14791	23700-AA210F	13645	31100-60A20	17166	31400-60B40	13415
95-62-752	14791	23700-AA211	13645	31100-60A21	17166	31400-60G10	13753
95-64-774	13281	23700-AA211F	13645	31100-60A22	17266	31400-60G11	13753
95-65-607	13281	23700-AA280	13479	31100-60A85	17143	31400-60G12	13753
95-90-954	14791	23700-AA290	13752	31100-60AC4	17194	31400-60G13	13753
		23700-AA31A	13829	31100-60AD0	17836	31400-63B01	13415
<b>SCANIA</b>		23700-AA34A	13645	31100-60B50	17142	31400-63BD1	13415
12757362	11255	23700-AA370	13889	31100-60B51	17142	31400-63BD2	13415
		23700-AA37A	13889	31100-60G10	16971	31400-63BD3	13415
<b>SCION</b>		23700-AA380	11058	31100-64B10	17142	31400-65D00	13781
<b>SEE TOYOTA</b>		23700-AA390	13820	31100-64B12	17142	31400-65D01	13781
<b>SEV</b>		23700-AA401	13888	31100-64B13	17142	31400-65D02	13781
<b>SEE VALEO</b>		23700-AA420	11058	31100-65DA0	17783	31400-65J20	11224
<b>STERLING</b>		23700-AA430	13890	31100-65DB0	17837	31400-66D00	13780
		23700-AA510	11225	31100-65J30	19057	31400-66D01	13780
86186100023	14931	23700-AA520	11226	31100-67D10	17783	31400-66D20	13780
86186100049	14931	23700-AA521	11226	31100-67D20	17783	31400-67D00	13950
86186100067	14931	23700-AA540	11058	31100-67DA0	17838	31400-67D01	13950
<b>SUBARU</b>		23700-AA55A	11024	31100-70F00	16971	31400-77E11	13795
		23700-AA570	11226	31100-77E10	17783	31400-77E12	13795
23300-AA000	17058	23700-AA580	11416	31100-77E20	17783	31400-77E20	13680
23300-AA010	16730	23700-KA170	14967	31100-77E22	17783	31400-77E21	13680
23300-AA020	16696	23700-KA190	14967	31100-78J00	17997	31400-77E22	13680
23300-AA030	17058	23700-KA191	14967	31100-78K00	19066	31400-77E23	13680
23300-AA031	17058	23700-KA230	13480	31400-78K10	11480	31400-77E24	13680
23300-AA040	16888	23700-KA240	13480	31100-79K00	19098	31400-77E30	11086
23300-AA050	16889	23700-KA360	13480	31100-80J00	19056	31400-78J00	11250
23300-AA200	17170	23700-KA410	13480	31100-82Z00	17943	31400-78J10	11251
23300-AA210	16696	23700-KA470	13480	31100-82Z10	17942	31400-78K00	11480
23300-AA220	17170	23990-0100	14105	31100-83E00	16971	31400-79K00	11479
23300-AA221	17170	32990-0100	14105	31100-85Z00	6724	31400-80J10	11253
23300-AA230	17242	32990-5300	14118	31100-85Z01	6724	31400-82Z00	11119
23300-AA230F	17242	32990-5310	14118	31100-86Z00	6751	31400-82Z10	11256
23300-AA280	17480	42990-7000	14118	31100-86Z01	6751	31400-85D00	13982
23300-AA300	16889	42990-7010	14118	31100-820D0	16971	31400-85Z00	8484
23300-AA351	17718	42990-7200	14118	31100-826A1	16971	31400-85Z01	8484
23300-AA361	17722	42990-7300	14118	31100-826A1	17142	31400-86Z01	8485
23300-AA380	17717	42990-7320	14585	31100-826D2	16971	31400-72011	14476
23300-AA381	17717	42990-7330	14585	31100-860D2	17142	31400-72134	14476
23300-AA390	17723	42990-7340	14585	31100-80091	16569	31400-78431	14476
23300-AA40A	17170	42990-7400	14745	31100-80092	16569	31400-78432	14476
23300-AA41A	17242	42990-7500	14585	31100-82010	16971	31400-82611	14684
23300-AA420	17850	42990-7600	14585	31100-82011	16971	31400-83010	14684
23300-AA450	17881	42990-7700	14585	31100-82020	17143	31400-83010	14684
23300-AA460	17840	42990-7800	14745	31100-82030	16971	31400-86210	14937
23300-AA48A	17956	42991-1710	16468	31100-82031	16971	31400-86510	13336
23300-AA49A	17955	42991-1710	16468	31100-82050	17143	31400-86520	13336
23300-AA560	17881	42991-6500	17057	31100-82130	16971		
23300-AA570	17840	42991-6700	17057	31100-82160	16971	<b>TOYOTA</b>	
23300-AA58A	19074	42991-7000	16468	31100-82611	16971	27020-12011	14129
23300-AA59A	19073	42991-7100	16468	31100-82612	16971	27020-12012	14129
23300-AA61A	19072	42991-7110	16468	31100-82631	16971	27020-13040	14576
23300-AA650	19071	42991-7120	17058	31100-82632	16971	27020-13041	14576
23300-KA010	17057	42991-7130	17058	31100-83011	16966	27020-13090	14342
23300-KA100	17057	42991-7200	16712	31100-83020	16966	27020-13110	14342
23300-KA220	17057	42991-7210	16730	31100-83021	16966	27020-13130	14342
23300-KA221	17248	42991-7220	16730	31100-83030	16966	27020-13140	14342
23300-KA270	17057	42991-7300	16696	31100-83031	16966	27020-13170	14342
23300-KA290	17057	42991-7310	16696	31100-83031	16966	27020-13170	14342
23300-KA370	17057	42991-7400	16468	31100-86030	17142	27020-15040	13171
23700-AA000	14745	42991-7500	16696	31100-86031	17142	27020-15050	14384
23700-AA020	14585	72990-7500	14585	31100-86032	17142	27020-15100	14644
23700-AA050	14743	82990-6100	14105	31100-86033	17797	27020-15110	14644
23700-AA060	13263	82990-7600	14105	31400-33BD0	13415	27020-15120	14644
		82991-4110	16468	31400-50G10	13336	27020-15121	14644
		82991-4120	16468	31400-52D00	13982	27020-15122	14644



# INTERCHANGE / REMPLACEMENT / INTERCAMBIO

Original No. No. Original No. Original	Reman Reman Reconstruido	Original No. No. Original No. Original	Reman Reman Reconstruido	Original No. No. Original No. Original	Reman Reman Reconstruido	Original No. No. Original No. Original	Reman Reman Reconstruido
<b>TOYOTA</b>		<b>TOYOTA</b>		<b>TOYOTA</b>		<b>TOYOTA</b>	
27020-16130	14453	27020-36027	14130	27020-61020	14151	27060-0P141	11136
27020-18011	14130	27020-36041	14130	27020-61021	14151	27060-0P150	11137
27020-21010	14130	27020-36042	14130	27020-61022	14151	27060-0P151	11137
27020-21011	14130	27020-36043	14130	27020-61023	14366	27060-0P240	11326
27020-22010	14129	27020-36061	14130	27020-61070	14573	27060-0P241	11326
27020-22011	14129	27020-36070	14130	27020-61071	14573	27060-0S010	11351
27020-22012	14129	27020-36071	14130	27020-64030	14667	27060-0S020	11352
27020-22020	14129	27020-38010	14130	27020-64080	14667	27060-0S030	11350
27020-22021	14129	27020-38011	14130	27020-64100	14667	27060-0T040	11385
27020-22022	14129	27020-38012	14130	27020-64160	14667	27060-0T041	11385
27020-23011	14129	27020-38013	14273	27020-75040	14273	27060-0V010	11402
27020-23021	14129	27020-38014	14273	27020-87201	14129	27060-0V020	11403
27020-23022	14129	27020-38020	14130	27030-54241	22096	27060-10010	14449
27020-24010	14129	27020-38021	14130	27030-54242	22096	27060-10011	14449
27020-24020	14129	27020-38022	14130	27030-54243	22096	27060-10030	14843
27020-24021	14129	27020-38030	14130	27030-54244	22096	27060-10061	14449
27020-24030	14130	27020-38031	14130	27040-54010	14676	27060-10070	14843
27020-24031	14130	27020-38040	14273	27040-54020	14676	27060-10071	14843
27020-24060	14130	27020-38041	14273	27040-54030	22227	27060-10100	14843
27020-24061	14130	27020-38050	14273	27040-54040	22227	27060-11041	14449
27020-24062	14130	27020-38051	14273	27040-54050	22227	27060-11060	13393
27020-24063	14130	27020-38061	13140	27040-54060	14463	27060-11070	14449
27020-24070	14130	27020-38102	14275	27040-54060	22227	27060-11080	14843
27020-24071	14576	27020-38110	14274	27040-54100	22227	27060-11100	14472
27020-24080	14130	27020-38111	14274	27040-54151	22227	27060-11120	13456
27020-24081	14130	27020-40060	14130	27040-54270	22227	27060-11140	14472
27020-24090	14375	27020-40061	14130	27040-54271	22227	27060-11150	13392
27020-24091	14375	27020-40062	14130	27040-64020	14667	27060-11170	13711
27020-24100	14576	27020-41010	14131	27040-64030	14667	27060-11200	13456
27020-24101	14576	27020-41012	14131	27040-64060	14667	27060-11220	13392
27020-24102	14576	27020-41013	14131	27040-64070	14667	27060-11250	13485
27020-25010	14130	27020-41031	14131	27040-64080	14667	27060-11270	13486
27020-25012	14130	27020-41032	14131	27040-64090	14667	27060-11280	13486
27020-26021	14130	27020-41033	14131	27040-64120	14667	27060-11281	13457
27020-26050	14130	27020-41034	14131	27060-01011	14674	27060-11290	13536
27020-26051	14130	27020-41080	14573	27060-02020	8106-7	27060-11300	13536
27020-26060	14130	27020-41081	14573	27060-02040	13482	27060-11330	13536
27020-26061	14130	27020-41082	14573	27060-02050	8128	27060-11340	13486
27020-26090	14130	27020-44030	14130	27060-02070	8128	27060-13010	14345
27020-26100	14130	27020-45010	14151	27060-03010	13407	27060-13011	14345
27020-26101	14130	27020-45011	14151	27060-03011	13407	27060-13020	14345
27020-26102	14130	27020-45012	14151	27060-03050	13557	27060-15010	14384
27020-28010	14275	27020-45020	14131	27060-03060	13754	27060-15011	14341
27020-28011	14275	27020-45021	14131	27060-06010	14671	27060-15020	14347
27020-28012	14275	27020-45022	14131	27060-0A020	13558	27060-15030	14347
27020-28020	14275	27020-45023	14131	27060-0A030	13706	27060-15040	14935
27020-28030	14336	27020-45030	14131	27060-0A040	13806	27060-15041	14935
27020-31010	14130	27020-45031	14131	27060-0A050	13706	27060-15080	13482
27020-31011	14130	27020-45050	14151	27060-0A070	13956	27060-15090	13482
27020-31030	14129	27020-45051	14151	27060-0A090	13747	27060-15100	13482
27020-31031	14129	27020-45100	13168	27060-0A100	11032	27060-15110	13482
27020-31032	14129	27020-45120	14573	27060-0A110	13981	27060-15140	13482
27020-31033	14129	27020-45121	14573	27060-0A120	11033	27060-16010	14683
27020-31040	14130	27020-45140	14340	27060-0A130	11032	27060-16011	14683
27020-31041	14130	27020-46062	14130	27060-0A140	11033	27060-16012	14683
27020-31042	14130	27020-54080	14676	27060-0D010	13756	27060-16013	14683
27020-31043	14130	27020-54150	22227	27060-0D110	13878	27060-16030	14672
27020-31050	14129	27020-54220	14463	27060-0F010	13858	27060-16040	14611
27020-31051	14129	27020-54354	22096	27060-0F020	13859	27060-16050	14674
27020-31090	14129	27020-60021	14130	27060-0F040	13994	27060-16051	14674
27020-31141	14131	27020-60030	14130	27060-0F050	11090	27060-16080	14683
27020-33010	14130	27020-60031	14130	27060-0F060	11153	27060-16081	14683
27020-33011	14130	27020-60032	14130	27060-0F070	13994	27060-16082	14683
27020-33030	14130	27020-60033	14130	27060-0F080	11153	27060-16090	14674
27020-33040	14130	27020-60040	14130	27060-0F110	11090	27060-16091	14674
27020-34030	14130	27020-60070	14130	27060-0H010	13958	27060-16122	13240
27020-34031	14130	27020-60071	14130	27060-0H100	11034	27060-16130	14453
27020-34032	14130	27020-60072	14130	27060-0H110	11195	27060-16140	13240
27020-34050	14130	27020-60073	14130	27060-0H111	11195	27060-16150	14683
27020-34051	14130	27020-61010	14131	27060-0P010	11129	27060-16151	14683
27020-35040	14273	27020-61011	14131	27060-0P020	11139	27060-16160	13240
27020-35050	14552	27020-61012	14131	27060-0P030	11138	27060-16170	13240
27020-36021	14130	27020-61013	14366	27060-0P140	11136	27060-16180	14683

## INTERCHANGE / REMPLACEMENT / INTERCAMBIO

Original No. No. Original No. Original	Reman Reman Reconstruido	Original No. No. Original No. Original	Reman Reman Reconstruido	Original No. No. Original No. Original	Reman Reman Reconstruido	Original No. No. Original No. Original	Reman Reman Reconstruido
<b>TOYOTA</b>		<b>TOYOTA</b>		<b>TOYOTA</b>		<b>TOYOTA</b>	
27060-16230	13323	27060-31100	11323	27060-50250	13796	27060-74300	13498
27060-16240	14683	27060-31101	11323	27060-50260	13856	27060-74310	13454
27060-17220	23351	27060-31110	11137	27060-50280	13992	27060-74320	13454
27060-20010	13558	27060-31111	11137	27060-50300	11152	27060-74330	13525
27060-20020	13558	27060-31112	11137	27060-50320	13983	27060-74360	13557
27060-20040	13755	27060-31120	11324	27060-50330	11087	27060-74370	13499
27060-20070	13747	27060-31161	11325	27060-50340	11197	27060-74380	13503
27060-20090	13806	27060-31162	11325	27060-50360	11198	27060-74390	13556
27060-20110	13844	27060-33010	13896	27060-61010	14340	27060-74400	13499
27060-20120	13747	27060-35020	14336	27060-61011	14340	27060-74410	13557
27060-20140	13844	27060-35040	14336	27060-61020	14366	27060-74420	13500
27060-20160	13747	27060-35060	14668	27060-61021	14366	27060-74430	13501
27060-20170	13927	27060-35061	14668	27060-61090	14461	27060-74440	13502
27060-20190	13905	27060-35071	14668	27060-61091	14461	27060-74450	13503
27060-20200	13844	27060-35081	14668	27060-61100	13562	27060-74460	13556
27060-20230	13956	27060-35120	14668	27060-62010	13277	27060-74500	13502
27060-20270	11033	27060-35130	13398	27060-62011	13277	27060-74590	13754
27060-20280	11032	27060-35150	13492	27060-62012	13277	27060-74630	13499
27060-20290	11032	27060-35160	13409	27060-62040	13331	27060-74750	13557
27060-20310	11033	27060-36010	11402	27060-62070	13396	27060-75040	13512
27060-21010	13896	27060-36040	11404	27060-62090	13495	27060-75080	14679
27060-21020	13857	27060-37040	11386	27060-62110	13671	27060-75090	14679
27060-21030	11085	27060-37041	11386	27060-62140	13671	27060-75100	13673
27060-21031	11085	27060-38021	13140	27060-62160	13794	27060-75110	13673
27060-21040	13896	27060-38032	14275	27060-62180	13671	27060-75150	13673
27060-21041	13896	27060-38040	11328	27060-62190	13671	27060-75160	13885
27060-21140	13857	27060-38041	11328	27060-62240	11089	27060-75170	13673
27060-21150	11203	27060-38050	11405	27060-63020	14611	27060-75310	11194
27060-21151	11203	27060-38060	11406	27060-63021	14611	27060-75410	11354
27060-22020	13878	27060-41010	14573	27060-63030	14671	27060-75411	11354
27060-22030	13878	27060-41011	14573	27060-63031	14671	27060-75412	11354
27060-22040	13878	27060-41012	14573	27060-63080	14611	27060-76010	13276
27060-22080	13879	27060-42030	13278	27060-63081	14611	27060-76020	13276
27060-22090	13879	27060-42060	14460	27060-63082	14611	27060-76030	13276
27060-22100	13878	27060-43010	14574	27060-63100	14611	27060-76040	13413
27060-22130	13878	27060-43020	14574	27060-63101	14611	27060-76050	13413
27060-22160	13878	27060-43030	14574	27060-63102	14611	27060-76060	13732
27060-22180	13878	27060-43060	14643	27060-65010	13241	27060-76080	13537
27060-22200	13879	27060-43061	14643	27060-65020	13339	27060-87603	13414
27060-22210	13878	27060-43062	14643	27060-65040	13496	28100-00100	17668
27060-24010	14375	27060-43110	14643	27060-65050	13496	28100-01030	17256
27060-24011	14375	27060-43111	14643	27060-66070	13497	28100-02050	17481
27060-24071	14576	27060-43130	14460	27060-70150	14460	28100-02060	17519
27060-28010	14275	27060-43140	14460	27060-72010	14679	28100-03020	17263
27060-28011	14275	27060-45030	14573	27060-72050	14679	28100-03030	17263
27060-28012	14275	27060-45031	14573	27060-72060	14679	28100-03070	17534
27060-28020	14275	27060-45032	14573	27060-72061	14679	28100-03090	17715
27060-28030	14336	27060-45033	14573	27060-72070	14679	28100-03100	17774
27060-28040	14275	27060-45040	14573	27060-72100	14679	28100-07010	17671
27060-28060	14336	27060-45050	14340	27060-72101	14679	28100-08020	16790
27060-28080	13959	27060-46030	13410	27060-72120	14679	28100-08040	17493
27060-28100	13962	27060-46050	13552	27060-72150	14679	28100-0A010	17825
27060-28110	13957	27060-46060	13552	27060-72170	14679	28100-0A011	17825
27060-28130	13963	27060-46120	13547	27060-72171	14679	28100-0C010	17668
27060-28170	13958	27060-46121	13547	27060-72180	14679	28100-0D010	17737
27060-28260	11088	27060-46140	13552	27060-72340	13673	28100-0D020	17727
27060-28270	11034	27060-46180	13748	27060-74010	14611	28100-0D080	17841
27060-28290	11084	27060-46190	13545	27060-74020	14849	28100-0H090	19047
27060-28300	11201	27060-46200	13546	27060-74050	13278	28100-0S010	19045
27060-28320	11195	27060-46230	13552	27060-74090	13397	28100-0S011	19045
27060-28321	11195	27060-46250	13552	27060-74130	13252	28100-0T050	19049
27060-28350	11034	27060-46270	13791	27060-74150	13321	28100-0V010	19046
27060-31010	11128	27060-46300	13791	27060-74160	13393	28100-0V011	19046
27060-31020	13984	27060-50010	13384	27060-74170	13393	28100-0V012	19046
27060-31021	13984	27060-50011	13384	27060-74180	13385	28100-0W020	17420
27060-31060	11196	27060-50040	13389	27060-74190	13234	28100-0W030	17125
27060-31061	11196	27060-50070	13553	27060-74200	8153	28100-0W040	17523
27060-31062	11196	27060-50080	13553	27060-74210	13234	28100-0W050	17523
27060-31080	11136	27060-50140	13668	27060-74250	13393	28100-0W070	17671
27060-31081	11136	27060-50190	13669	27060-74270	13397	28100-10030	17000
27060-31082	11136	27060-50210	13715	27060-74280	13234	28100-10040	16895
27060-31090	11322	27060-50230	13715	27060-74290	13440	28100-10060	17251
27060-31091	11322	27060-50240	13991	27060-74291	13440	28100-11010	17252

# INTERCHANGE / REMPLACEMENT / INTERCAMBIO

Original No. No. Original No. Original	Reman Reman Reconstruido	Original No. No. Original No. Original	Reman Reman Reconstruido	Original No. No. Original No. Original	Reman Reman Reconstruido	Original No. No. Original No. Original	Reman Reman Reconstruido
<b>TOYOTA</b>		<b>TOYOTA</b>		<b>TOYOTA</b>		<b>TOYOTA</b>	
28100-11020	17253	28100-24080	16260	28100-36050	16238	28100-63030	17003
28100-11060	17679	28100-24090	16260	28100-36051	16238	28100-63040	16837
28100-11080	17679	28100-25010	16230	28100-36060	16222	28100-63050	17003
28100-11090	17680	28100-25011	16230	28100-36070	16222	28100-64020	16824
28100-11100	17681	28100-25012	16230	28100-37010	16222	28100-64080	16824
28100-11110	17682	28100-25013	16230	28100-37011	16222	28100-64090	16824
28100-11140	17679	28100-25030	16230	28100-37040	19048	28100-64180	16824
28100-11150	17680	28100-25031	16230	28100-37041	19048	28100-65010	17420
28100-11160	17679	28100-25032	16230	28100-37050	19049	28100-65020	17125
28100-11170	17680	28100-26020	16230	28100-38020	19044	28100-65030	17125
28100-12030	16215	28100-26021	16230	28100-38040	19045	28100-65080	17521
28100-12040	16215	28100-26022	16230	28100-38041	19045	28100-65090	17523
28100-13010	16786	28100-26031	16230	28100-40040	16222	28100-65100	17523
28100-13020	16766	28100-26040	16760	28100-40041	16222	28100-66040	17485
28100-13020K	16766	28100-26041	16760	28100-40050	16222	28100-66050	17533
28100-13030	16766	28100-26042	16760	28100-40060	16222	28100-66060	17533
28100-13050	16786	28100-26043	16760	28100-40061	16222	28100-72010	16834
28100-15010	16832	28100-26050	16760	28100-41060	16823	28100-72020	16834
28100-15011	16832	28100-26051	16760	28100-45020	16823	28100-72060	16834
28100-15020	16612	28100-26052	16760	28100-45021	16823	28100-72080	16834
28100-15040	16979	28100-26053	16760	28100-45022	16823	28100-72090	16834
28100-15070	16802	28100-26054	16760	28100-45023	16823	28100-74010	16893
28100-15090	16979	28100-26060	16760	28100-45030	16823	28100-74011	16893
28100-15120	16802	28100-26061	16760	28100-45031	16823	28100-74020	16978
28100-15130	16825	28100-26062	16760	28100-45032	16823	28100-74021	16978
28100-15150	16829	28100-26063	16760	28100-45033	16823	28100-74050	16978
28100-15180	16825	28100-26070	16760	28100-45050	16823	28100-74060	16893
28100-16020	17171	28100-26071	16760	28100-46090	17259	28100-74070	17263
28100-16050	17002	28100-26100	16760	28100-46100	17259	28100-74084	16978
28100-16080	17254	28100-26110	16760	28100-46140	17529	28100-74090	17263
28100-16090	17255	28100-26120	16760	28100-46220	17747	28100-74100	17263
28100-16100	17256	28100-26142	16230	28100-47090	16896	28100-74130	17534
28100-16110	17171	28100-26160	16766	28100-47091	16896	28100-74140	17534
28100-16120	17171	28100-27020	16766	28100-50020	17189	28100-74230	17715
28100-16130	17256	28100-27030	16759	28100-50040	17791	28100-74240	17715
28100-16150	17519	28100-27040	16759	28100-50060	17581	28100-74260	17774
28100-16180	17532	28100-27050	16759	28100-50061	17581	28100-74270	17777
28100-16210	17481	28100-28040	17825	28100-50062	17581	28100-74280	17534
28100-16220	17481	28100-28041	17825	28100-50070	17748	28100-74290	17534
28100-16240	17532	28100-28051	17534	28100-50090	17791	28100-74291	17534
28100-16270	17519	28100-28052	17534	28100-50100	17748	28100-75070	17668
28100-20020	17825	28100-28070	19046	28100-50101	17748	28100-75090	17668
28100-20021	17825	28100-28072	19046	28100-50110	17824	28100-75110	17535
28100-20550	16790	28100-31040	17946	28100-54032	16830	28100-75120	17706
28100-20551	16790	28100-31050	17876	28100-54052	16830	28100-75130	17536
28100-20552	16790	28100-31070	19043	28100-54061	16830	28100-75140	17706
28100-20557	16578	28100-31071	19043	28100-54090	16830	28100-76050	17422
28100-20571	16578	28100-31625	16896	28100-54140	16830	28100-76070	17423
28100-21020	17805	28100-33011	16222	28100-54190	16830	28100-76090	17524
28100-21021	17805	28100-33020	16222	28100-54220	16830	28100-76091	17524
28100-21030	17806	28100-33020	16238	28100-54300	16830	28100-76101	17525
28100-21061	17842	28100-34010	16222	28100-54320	16830	28100-76850	17422
28100-21062	17842	28100-34040	16578	28100-54370	16830	28160-OD130	33292
28100-21063	17842	28100-34041	16578	28100-54430	16830		
28100-22010	16215	28100-34042	16578	28100-56110	16897		
28100-22011	16215	28100-34043	16578	28100-56111	16897	<b>VALEO</b>	
28100-22012	16215	28100-34044	16578	28100-60010	16224	510-001	13105
28100-22020	16215	28100-34050	16790	28100-60040	16224	2101403	14894
28100-22021	16215	28100-34051	16790	28100-60041	16224	1EM0051	16514
28100-22050	17793	28100-34052	16790	28100-60042	16224	1EM0051	16522
28100-22060	17794	28100-34053	16790	28100-60060	16224	1EM0051	16940
28100-22070	17793	28100-34060	16737	28100-60061	16224	1EM0064	16940
28100-22080	17794	28100-34070	16222	28100-60062	16224	1EM0087	17010
28100-22090	17841	28100-34080	16737	28100-60062	16224	1EM005802	17181
28100-24010	16230	28100-35020	16790	28100-60070	16828	1EM008802	16922
28100-24012	16230	28100-35030	16737	28100-62010	16893	1EM008802	17704
28100-24020	16260	28100-35040	16790	28100-62011	16893	6187	16488
28100-24021	16260	28100-35060	16790	28100-62012	16893	6187A	16488
28100-24022	16260	28100-35090	17493	28100-62020	16978	6187B	16488
28100-24030	16260	28100-35100	17520	28100-62021	16978	6187C	16488
28100-24031	16260	28100-35140	16790	28100-62030	17672	6187D	16488
28100-24060	16215	28100-36020	16238	28100-62050	17671	6187E	16488
28100-24060	16260	28100-36040	16222	28100-63020	16837	6189	16484
				28100-63021	16837	6189D	16484

## INTERCHANGE / REMPLACEMENT / INTERCAMBIO

Original No. No. Original No. Original	Reman Reman Reconstruido	Original No. No. Original No. Original	Reman Reman Reconstruido	Original No. No. Original No. Original	Reman Reman Reconstruido	Original No. No. Original No. Original	Reman Reman Reconstruido
<b>VALEO</b>				<b>VALEO</b>			
6190	16484	102102	16450	188490	17757	432644	18360
6190A	16484	102111	16756	188634	31205	432653	16530
6190B	16484	102242	14954	188727	19154	432655	16408
6207	16715	102243	14954	188873	18360	432656	16547
6207A	16715	102272	16781	188973	17902	432675	17730
6207B	16715	102592	14894	190365	32801	432715	14565
6207C	16715	102619	17040	190390	17820	432716	14959
6227	16488	102748	14955	190396	17781	432717	14891
6227A	16488	102766	16619	191120	17888	432718	14891
6227B	16488	102767	16619	191143	17887	432724	14329
6227C	16488	103400	16463	191151	17888	432725	14954
6227D	16488	103597	16752	191366	17972	432726	14329
6231	16488	103603	16752	191431	17970	432735	14582
6231A	16488	104326	16797	191653	17030	432743	14070
6231B	16488	104327	16797	191654	17724	432745	14609
6231C	16488	104378	14955	191655	17750	432745	14954
6237	16462	104412	17035	191656	17820	432753	14582
6231D	16488	104413	17034	191760	31205	432767	14942
6237A	16462	104428	16756	191851	18360	432772	14395
6237B	16462	104429	16756	191882	17978	432776	14594
6237C	16462	105114	14954	192520	19015	432778	14584
6237D	16462	105118	14900	193171	17972	432781	14894
6237F	16462	105178	14900	233429	14329	432782	14955
6238	16462	105268	16752	420151	13969CP	432785	14331
6238A	16462	105805	17144	420152	13968	432789	14900
6238AB	16462	106001	16463	420164	13969	432794	14892
6242	16484	106104	16715	420165	13968	432797	14602
72253	16715	106138	16797	420180	11023	432802	14331
072539	16488	180594	14329	420251	13944	432802	14899
072756	16484	180662	16463	420378	11264	432803	14955
075653	16488	180667	17005	420532	11265	432806	14894
076770	16484	180706	14954	420579	11263	432812	14895
077219	16484	180748	16533	420709	11142	432814	14900
077778	16533	181729	14565	427075	11313	432815	14291
078190	16531	181815	16797	432506	16531	432815	14298
078366	16462	182417	16463	432508	16257	432815	14420
079203	16462	182871	16619	432510	16797	432816	14810
094081	16533	183293	17005	432512	16484	432817	14056
094170	16488	183453	16797	432512	16619	432818	14054
094513	16484	183557	16530	432515	16462	432826	13129
094612	16484	183580	16797	432516	16462	432827	14227
094788	16531	183685	16408	432522	16781	432829	14610
094803	14395	183699	16547	432524	17035	432845	14408
095949	16715	183838	17085	432525	16757	432849	13055
096158	14565	184007	16408	432525	17034	432853	13105
097972	14565	185019	17144	432527	16463	432859	13094
098040	16756	185021	17035	432529	16715	432859	14071
098232	16781	185245	16362	432536	16752	432861	14071
098494	16484	185246	16557	432538	17005	432861	14408
098664	16619	185247	16408	432538	17085	432872	13113
099074	16597	185249	17025	432543	16450	432883	14797
099340	17035	185309	17035	432546	17157	433044	14970
099422	14582	185722	16257	432547	16756	433046	14408
099532	14582	186267	18360	432552	16597	433048	14818
099586	16533	186532	17040	432552	16756	433073	14900
099680	17157	186562	16797	432554	17144	433074	14900
099681	17157	186563	16756	432560	16533	433081	14329
099706	14954	186565	16797	432565	16488	433093	14895
099751	14955	186566	17144	432565	16597	433113	14959
099767	14582	186895	17730	432565	16756	433117	14057
100239	16756	186931	17667	432566	16797	433120	14895
100410	16757	187500	18360	432573	17157	433134	13349
100483	14894	187507	17709	432580	17005	433138	13707
100617	16619	187509	17708	432580	17085	433179	13467
100714	16797	187589	17667	432581	16797	433180	13628
100749	14955	187719	17667	432582	16463	433181	13660
101036	14954	187794	17730	432602	16362	433182	13468
101506	14955	187835	17667	432604	16557	433183	13466
101750	16797	187880	17781	432605	17025	433223	16484
101794	16781	188252	17030	432606	16408	433223	16619
101822	13025	188253	17724	432627	17040	433228	16715
101973	16756	188254	17750	432636	17157	433229	16752
102001	17085	188283	17977	432644	17040	433230	16462

# INTERCHANGE / REMPLACEMENT / INTERCAMBIO

Original No. No. Original No. Original	Reman Reman Reconstruido	Original No. No. Original No. Original	Reman Reman Reconstruido	Original No. No. Original No. Original	Reman Reman Reconstruido	Original No. No. Original No. Original	Reman Reman Reconstruido
<b>VALEO</b>							
433245	16488	436246	14955	437181	13710	437617	13701
433245	16756	436287	13129	437181	13736	437624	14479
433246	16756	436292	14396	437220	13254	437629	13242
433247	16597	436293	14408	437221	13945	437636	13798
433247	16756	436303	14972	437224	13928	437638	13336
433248	16463	436305	14227	437310	13619	437647	13853
433249	16797	436307	14420	437312	11123	437655	13833
433256	17005	436311	14964	437315	21485	437683	13639
433256	17085	436316	14610	437316	13946	437733	13247
433259	16531	436320	14894	437317	13947	437759	14460
433262	16781	436321	14810	437319	13729	437804	14092
433264	16408	436326	14331	437320	13974	437858	13161
433265	16408	436330	13467	437324	13729	438017	17709
433266	16547	436331	13628	437330	13471	438018	17708
433266	17025	436332	13660	437331	13526	438029	17667
433267	17030	436333	13468	437333	14436	438029	19154
433268	17030	436334	13466	437334	13782	438072	17977
433269	16450	436363	13606	437335	13783	438075	17030
433275	16362	436381	13464	437338	13702	438076	17724
433287	16530	436385	13470	437340	11207	438077	17750
433301	16257	436386	13464	437341	11208	438078	17757
433303	17157	436388	13464	437348	13930	438079	31205
433307	17144	436400	14818	437359	11159	438094	17902
433309	16797	436411	13466	437360	23256	438097	16522
433310	17085	436442	13380	437365	11071	438098	17288
433329	16715	436442	13658	437366	13971	438099	17762
433380	14954	436443	13605	437367	13970	438100	17763
433392	14565	436444	13458	437369	13382	438102	17708
433414	14582	436445	13458	437377	23323	438103	17709
433429	14329	436450	13355	437381	14048	438104	17010
433440	14329	436450	13376	437386	11135	438105	16514
433452	14900	436450	13709	437392	13622	438105	16940
436001	16557	436451	13709	437405	13625	438113	17133
436002	17040	436455	14895	437418	11159	438113	17151
436002	18360	436473	14959	437425	13990	438115	16922
436003	17730	436479	14810	437426	11050	438115	17704
436004	17043	436482	13902	437430	11066	438116	17132
436006	16543	436484	13458	437451	23347	438118	16720
436015	16408	436486	13661	437454	11149	438118	16939
436016	16408	436487	22801	437468	11070	438119	17217
436020	17030	436488	13469	437469	23357	438120	17221
436022	17025	436488	13662	437470	23355	438120	17775
436022	17222	436496	13025	437478	13445	438122	17131
436048	17977	436536	14611	437488	11015	438138	17781
436050	17724	436542	14905	437489	13811	438151	32801
436054	16362	436548	13196	437493	13817	438152	17820
436061	17005	436576	14396	437494	13382	438161	17887
436061	17085	436592	14594	437498	11261	438164	17888
436084	16797	436595	14602	437499	13613	438167	17888
436089	16533	436599	14892	437500	11098	438174	17970
436102	14395	436602	14891	437516	13800	438176	17972
436103	14057	436620	14997	437526	11149	438188	19015
436112	14057	436629	14783	437528	11162	438190	17978
436120	13707	436640	13814	437529	11355	438205	17030
436130	13113	436641	13470	437530	13314	439000	13606
436131	13113	436667	13709	437530	13350	439001	13658
436132	13349	436675	13664	437539	11306	439002	13605
436134	13349	436682	13663	437544	23886	439003	13458
436187	13105	436700	11122	437556	11262	439004	13458
436189	13105	436702	13799	437557	11260	439006	13464
436189	14970	436718	13709	437561	13381	439007	13664
436191	14970	436746	13848	437563	11160	439008	13355
436193	14818	436747	14942	437565	13446	439009	13709
436194	13094	437021	13055	437571	13382	439011	13464
436194	14071	437115	13846	437571	13626	439033	13458
436196	14071	437125	13613	437576	13094	439035	13661
436197	14408	437125	13709	437579	11358	439036	13469
436208	13055	437126	13709	437580	13376	439036	13662
436215	14408	437174	13933	437587	13613	439037	22801
436216	14408	437175	13933	437595	13357	439069	13814
436220	14797	437176	13931	437601	13248	439070	13470
436228	14970	437177	22972	437608	13833	439092	13663
436240	14970	437178	13932	437609	13801	439095	13709

# INTERCHANGE / REMPLACEMENT / INTERCAMBIO

Original No. No. Original No. Original	Reman Reman Reconstruido	Original No. No. Original No. Original	Reman Reman Reconstruido	Original No. No. Original No. Original	Reman Reman Reconstruido	Original No. No. Original No. Original	Reman Reman Reconstruido
<b>VALEO</b>							
439105	13628	439601	11396	455963	16514	516025	14329
439170	11122	439602	11397	455963	16522	516025A	14329
439172	13799	439604	23319	455963	16940	516025B	14329
439198	13709	439606	11451	455964	17288	516030	14331
439217	13721	439608	11425	455965	17762	516030C	14331
439218	13720	439609	11457	455966	17763	516030E	14331
439219	13464	439617	11334	455968	17708	516042	14331
439223	13848	439618	11424	455969	17709	516042	14899
439234	13846	439624	11281	455970	17902	516045	14331
439244	13709	439636	11393	458027	17171	516048	14959
439245	13709	439649	11455	458041	17750	516048A	14959
439261	13933	439675	11450	458160	17781	516048B	14959
439262	13933	440015	13542	458166	32801	532002	16488
439263	13931	440022	14588	458167	17820	532002A	16488
439264	22972	440023	14717	458181	17887	532002B	16488
439265	13932	440025	11161	458182	17888	532002C	16488
439295	11015	440029	13260	458186	17888	532017	16488
439295	13945	440031	14825	458190	17508	533002	16484
439296	14001	440043	13462	458194	17164	533002A	16484
439298	13884	440048	13833	458195	17225	534002	16531
439298	13928	440049	13260	458206	17246	534027	16257
439307	11123	440053	11309	458207	17469	534027A	16257
439307	11124	440058	13334	458211	17778	534028	16257
439310	21485	440064	11312	458216	17970	534028A	16257
439311	13946	440073	13247	458218	17972	534028B	16257
439312	13947	440095	11397	458221	17780	534029	16797
439315	13865	440097	11396	458222	17670	534029A	16797
439316	13866	440103	11011	458232	17756	534031	16797
439317	13974	440104	13973	458233	17765	534031A	16797
439327	11207	440107	23319	458236	19015	534032	16756
439328	11208	440109	11451	458238	17978	534032A	16756
439338	13930	440121	13787	458242	17417	534039	17157
439343	14436	440124	11457	458243	17276	534039A	17157
439344	13782	440174	11334	458244	16621	534042	16797
439345	13783	440175	11424	458246	17150	534042A	16797
439346	13701	440184	11281	458253	17705	534042B	16797
439385	13702	440203	11393	458257	17407	534043	16797
439387	13864	440252	11450	458261	17855	534043A	16797
439392	11159	455009	16797	458266	17225	534043B	16797
439393	23256	455026	16797	458267	17470	534046	16619
439396	11071	455548	17030	458268	17183	534046A	16619
439397	13971	455549	17035	458270	17406	534047	16756
439398	13970	455554	17040	458271	17031	534047A	16756
439401	13523	455554	18360	458273	17481	534050	16619
439408	14436	455562	16514	458279	16939	534050A	16619
439410	13351	455562	16940	458279	17185	534051	16797
439410	13435	455569	16775	458283	17534	534051A	16797
439416	13249	455593	17010	458285	17534	534057	16797
439421	23323	455646	17663	458287	17161	534057A	16797
439460	11159	455671	17236	458296	17422	550481	14396
439468	13990	455672	17416	458300	17757	550484	14972
439469	11050	455680	17751	458338	16556	550488	14396
439471	11066	455683	16951	458465	17820	550499	14972
439486	23347	455686	17011	458494	17281	550531	13094
439489	11149	455690	16797	458520	16814	550696	13055
439498	11070	455720	18360	458529	16740	551333	17043
439500	23357	455721	16619	458537	17145	552238	16556
439501	23355	455739	17709	458540	16426	552817	13247
439507	11098	455740	17708	458546	16939	552818	13247
439510	11261	455892	3263	458546	17185	552967	13429
439534	11149	455905	16854	458553	17713	553342	13254
439536	11162	455907	17131	458557	17221	553343	13254
439537	11355	455909	16732	458569	16426	553652	13606
439546	11306	455910	16210	458864	6724	553680	17223
439551	23886	455918	17480	516006	14582	555232	13376
439554	11162	455927	17724	516006A	14582	555233	13613
439559	11262	455930	17030	516006B	14582	555235	13613
439560	11260	455933	17977	516009	14331	555708	13619
439564	11160	455939	17724	516009A	14331	555709	13471
439566	11358	455942	17223	516009B	14331	555710	13729
439574	11161	455947	17730	516020	14329	555711	13526
439583	11309	455948	17757	516020A	14329	555749	14048
439590	11312	455949	31205	516020B	14329	555821	17222

# INTERCHANGE / REMPLACEMENT / INTERCAMBIO

Original No. No. Original No. Original	Reman Reman Reconstruido	Original No. No. Original No. Original	Reman Reman Reconstruido	Original No. No. Original No. Original	Reman Reman Reconstruido	Original No. No. Original No. Original	Reman Reman Reconstruido
<b>VALEO</b>		<b>VALEO</b>		<b>VALEO</b>		<b>VALEO</b>	
555825	17751	567806	18360	2102452	14954	2541683	13709
555958	14964	567808	17705	2102592	14894	2541697	13664
555959	14964	567833	13196	2102746	14602	2541697A	13664
556594	13260	568030	17757	2102748	14955	2541717	22801
558152	13254	568035	17780	2103117	14954	2541768	13025
558321	17011	568645	13800	2103657	14331	2541775	13709
558417	14396	568658	13833	2103737	14395	2541776	13709
558889	14905	569095	14717	2104355	14602	2541812	13458
558967	13314	569196	17470	2104378	14955	2541814	13605
562282	16775	569197	17480	2104643	14900	2541815	13458
563696	14783	569198	17469	2104843	14331	2541816	13458
563697	14783	569361	17422	2104846	14942	2541819	13658
563702	13625	572544	13357	2104905	14892	2541821	13606
563746	17236	572768	13382	2104954	14959	2541835	13470
563767	16951	572783	13382	2105114	14954	2541838	13709
564047	13242	572910	13801	2105118	14900	2541839	13709
564080	14825	572983	17778	2105178	14900	2541856	13814
564089	14783	575401	17183	2105224	14899	2541861	13469
564180	13376	578772	17534	2105376	14891	2541869	13720
564192	13248	578894	17534	2105377	14891	2541880	13799
564321	17164	579184	16940	2105626	14895	2541895	13814
564329	17164	579187	13782	2106074	14894	2541911	13709
564331	17406	579188	13783	2180576	14959	2541912	13848
564333	17276	579189	17288	2180577	14891	2541919	13709
564338	17508	579190	16522	2180579	14895	2541920	13709
564343	17225	579191	17708	2180594	14329	2541926	13721
564350	17150	579192	17709	2180670	14900	2541929	13946
564360	17417	579193	13701	2180674	14329	2541941	11122
564407	16621	579194	13702	2180679	14420	2541959	13709
564409	17031	579195	14436	2180706	14954	2541960	13709
564413	16609	579197	17010	2180789	14895	2541963	13846
565271	13710	579198	17763	2181729	14565	2541992	13709
565395	13254	579199	17762	2181737	14900	2542225	13930
565647	13382	582777	17133	2181824	14900	2542227	13933
565648	13382	582780	17132	2183106	14954	2542233	13932
565716	13380	582791	16939	2518044	13707	2542234	11208
565725	13382	582792	17217	2518046	13707	2542237	13947
565727	13622	582799	13249	2518059	14329	2542238	22972
565728	13382	585005	17855	2518086	14900	2542239	11207
565842	17407	585659	13260	2521682	13467	2542240	21485
565844	17670	600811	17030	2540073	13969	2542241	13946
565904	17508	618089	16715	2540131	13865	2542284	13945
565937	16854	618482	16462	2541114	13349	2542284B	13945
566043	13729	625520	17765	2541139	14810	2542284C	13945
566080	17756	625529	17469	2541151	14959	2542295	13931
566117	13382	628165	17481	2541159	14895	2542319	13928
566126	13462	1250300	17708	2541190	14891	2542320	11123
566128	13625	2094803	14395	2541233	14057	2542323	13933
566197	13833	2096158	14565	2541297	13707	2542377	13970
566201	13382	2097927	14329	2541301	13349	2542379	13971
566203	13833	2097972	14565	2541305	13349	2542402	11071
566204	13833	2097973	14954	2541348	13464	2542432	13974
566205	13622	2098190	14954	2541410	13606	2542445	13864
566206	13622	2099199	14954	2541416	13605	2542453	13865
566641	11135	2099422	14582	2541420	13458	2542454	13866
566694	13613	2099427	14584	2541434	14970	2542494	23256
566696	13542	2099532	14582	2541438	14818	2542496	23323
566704	13736	2099706	14954	2541444	14959	2542497	11159
566879	17161	2099751	14955	2541473	13464	2542507	11207
566895	13334	2099767	14582	2541480	13466	2542508	11208
567240	13817	2100483	14894	2541481	13628	2542542	13944
567295	13902	2100530	14942	2541487	14610	2542558	13993
567346	13445	2100749	14955	2541494	13470	2542559A	13943
567348	13350	2101036	14954	2541497	13468	2542561A	13865
567349	13446	2101368	14594	2541498	13466	2542562C	13866
567361	14588	2101371	14582	2541499	13660	2542571	13946
567515	14479	2101373	14329	2541612	13661	2542582	11066
567654	17171	2101506	14955	2541617	13662	2542587	11159
567776	13381	2101822	13025	2541620	13663	2542591	13990
567780	13811	2101846	14584	2541644	13464	2542613	11262
567791	13626	2101988	14329	2541658	13464	2542627	11161
567800	17663	2102242	14954	2541676	13658	2542635	13938
567801	17225	2102243	14954	2541680	13355	2542649	23357

## INTERCHANGE / REMPLACEMENT / INTERCAMBIO

Original No. No. Original No. Original	Reman Reman Reconstruido	Original No. No. Original No. Original	Reman Reman Reconstruido	Original No. No. Original No. Original	Reman Reman Reconstruido	Original No. No. Original No. Original	Reman Reman Reconstruido
<b>VALEO</b>		<b>VALEO</b>		<b>VALEO</b>		<b>VALEO</b>	
2542669	11050	2650031	11017	2655524	11188	71652101	14609
2542674	13968	2650043	11143	2655544	11189	71652102	14609
2542675	13969	2650047	11018	2655553	11227	71652402	14582
2542685	23347	2650051B	11047	2655635	11311	71652602	14582
2542687A	11070	2650074	13968	2808491	13720	71653102	14609
2542690	13944	2650074B	13968	2925000	13105	71653202	14609
2542695	11149	2650077A	11022	2925060	13105	71655002	14070
2542720	11260	2650110C	11145	2925120	14056	71655102	14291
2542730	23355	2650111A	11069	2925150	14408	71655202	14595
2542739	23256	2650112A	11072	2925160	14408	71770002	14281
2542767	13946	2650112B	11072	2925180	13094	71770012	14420
2542785	11261	2650130A	13865	2925200	13105	7701349063	14582
2542798	11162	2650131A	13865	2925240	13055	A0002655009	11014
2542838	13990	2650132A	13866	2925250	14408	A0002655010	11015
2542875	11098	2650133	13938	2925260	14408	A0002655011	11016
2542878	11161	2650135	13944	2925270	14071	A0002655023	11011
2542894B	11160	2650135A	13944	2925280	13094	A0002655045	11012
2542898	11149	2650151	13969CP	2925330	14054	A0002655438	11013
2542918	11355	2650152	13968	2925910	14329	A0002655516	11020
2542949	13947	2650164	13969	2926050	13105	A0002655635	11311
2542954	23886	2650165	13968	2926220	13105	A11VI21	13606
2542969	11306	2650180	11023	2926360	14071	A11VI36	13658
2542989	11306	2650181	11021	2926380	13129	A11VI64	13658
2543218	11397	2650186	11147	2926580	14227	A11VI66	13606
2543221	11358	2650238A	11144	2926590	14329	A12M10	14954
2543223	11451	2650251D	13944	2926600	14582	A12M18	14954
2543237	11098	2650304	11021	2926720	14610	A12R30	14954
2543242	11281	2650305	11023	2926900	14610	A12R31	14954
2543255	11396	2650322	11069	2926950	14582	A12R33	14954
2543280	11162	2650323B	11141	2927080	13055	A12R52	14954
2543282	11149	26503230	11141	2927260	14071	A13E06	14970
2543289	11306	2650327	11148	2927600	14582	A13E07	14970
2543290	11309	2650345A	11145	2927640	14408	A13E09	14818
2543292	23347	2650345C	11145	2927790	13105	A13E11	14818
2543293	11261	2650349	11047	2927920	13055	A13E13	14970
2543294	11355	2650352	11021	2928150	14954	A13E23	14057
2543305	23319	2650364A	11258	2928300	14408	A13E43	14818
2543313	11070	2650364B	11258	2928380	13105	A13E45	14970
2543320	13946	2650371	11023	2928970	14408	A13E54	14970
2543328	13946	2650373	13865	2929750	14818	A13E58	14818
2543369	23256	2650374	13866	2929761	14797	A13N18	14582
2543401	11424	2650375A	11022	2929770	14797	A13N20	14329
2543413	11312	2650379A	11072	2940130	14810	A13N26	14942
2543424	11450	2650379B	11072	2940304	14970	A13N32	14954
2543436	11394	2650380	13969CP	2940305	14970	A13N41	14954
2543443	11457	2650381A	13968	2940307	14818	A13N52	13025
2543487	11455	2650394	13944	2940309	14818	A13N80	14395
2543518	11393	2650398	11142	2940311	14970	A13N93	14942
2543569	11425	2650400B	11069	2940371	14818	A13N105	14959
2565363	13814	2650408	11143	2940375	14970	A13N106	14959
2574348	11208	2650418	11147	2940377	14810	A13N107	14891
2574349	13933	2650424	11047	2940426	14610	A13N108	14891
2579147	13947	2650429A	11144	2950300	14970	A13N113	14329
2584332	11159	2650491	13969CP	2950370	13113	A13N114	14329
2605106	11334	2650492	13968	2950450	14408	A13N115	14959
2605312	11313	2650505	11021	2950470	14970	A13N116	14959
2605916	13969CP	2650521SP	11143	2950880	14797	A13N117	14891
2606353A	11256	2650532	11265	71212602	14298	A13N118	14954
2606925	11142	2650538A	11256	71223302	13025	A13N135	14565
2607075	11313	2650542	13866	71223502	13025	A13N144	14954
2607484	11144	2650579	11263	71223702	13025	A13N144T	14954
2609260	11313	2650584A	11327	71226902	14227	A13N150	14329
2611889A	11399	2650642	11266	71230702	14329	A13N169	14959
2625824	11070	2650682A	11148	71231402	14329	A13N172	14895
2650010	13993	2650682C	11148	71233702	13025	A13N185	14891
2650011B	13943	2650709	11142	71270202	14227	A13N231	14959
2650014	13944	2650748A	11111	71270402	14227	A13N239	14610
2650015	13938	2655010	11015	71271202	14227	A13N281	13025
2650016	13993	2655023	11011	71271302	14227	A13R184	14565
2650017	13943	2655424	11188	71314202	13025	A13R192	14395
2650017A	13943	2655484	11016	71650402	14329	A13R212	14329
2650018A	13865	2655485	11016	71651902	14329	A13R223	14565
2650019	13866	2655516	11020	71652002	14609	A13R231	14582



## INTERCHANGE / REMPLACEMENT / INTERCAMBIO

Original No. No. Original No. Original	Reman Reman Reconstruido	Original No. No. Original No. Original	Reman Reman Reconstruido	Original No. No. Original No. Original	Reman Reman Reconstruido	Original No. No. Original No. Original	Reman Reman Reconstruido
<b>VALEO</b>		<b>VALEO</b>		<b>VALEO</b>		<b>VALEO</b>	
A13R235	14582	A14R29	14583	D9E12	16756	FG18S014	11450
A13R243	14582	A14R35	14584	D9E14	16462	FG18S016	11455
A13R258	14329	A14R41	14955	D9E15	16462	FG23S010	11393
A13R267	14954	A14R47	14583	D9E17	16683	FS14N1	19090
A13R268	14954	A14V01	13349	D9E22	16756	IEN00026	14906
A13V02	13707	A14V02	13349	D9E27	16484	M000A0191	17288
A13V05	13707	A14V05	13349	D9E36	16619	NA201	14818
A13V07	13707	A14V13	13467	D9E39	16797	NA239	14329
A13V124	13464	A14V15	13466	D9E45	16533	NA249	14895
A13VI40	13605	A14V16	13628	D9E46	16756	NA249	14900
A13VI41	13458	A14V17	13468	D9E48	17157	NA249	14959
A13VI44	13458	A14V18	13466	D9E49	17157	NA290	13379
A13VI54	13470	A14V19	13660	D9E52	16797	NA290	14955
A13VI59	13661	A14VI21	13721	D9E54	16619	NA305	13379
A13VI60	13662	A14VI22	13846	D9E55	16756	NA305	14955
A13VI61	13663	A14VI36	11071	D9E61	16619	ND034	16752
A13VI67	13464	A14VI39	13864	D9E62	16619	ND057	16597
A13VI70	13464	A191143	17887	D9E68	16756	ND057	16756
A13VI74	13355	D6G5	31205	D9E76	16797	ND063	16133
A13VI75	13709	D6GS14	17970	D9E77	16797	ND065	16547
A13VI78	13664	D6GS19	17978	D9E78	16756	ND068	16597
A13VI82	22801	D6RA25	16557	D9E79	16756	ND068	16756
A13VI99	13709	D6RA28	16362	D9E85	17144	ND091	16465
A13VI100	13709	D6RA47	16257	D9E95	16533	ND125	16557
A13VI121	13458	D6RA65	17667	D9E108	16530	ND141	17025
A13VI123	13605	D6RA68	17730	D9E110	16408	ND141	17134
A13VI124	13458	D6RA78	17709	D9E111	16547	ND141	17222
A13VI125	13458	D6RA79	17708	D9E113	16408	ND151	17157
A13VI132	13470	D6RA83	31205	D9E136	16408	SG8B010	22972
A13VI134	13709	D6RA84	19154	D9E140	17025	SG8B011	21485
A13VI135	13709	D6RA85	17667	D9E276	16797	SG9B010	13930
A13VI138	13814	D6RA108	17902	D9E278	16756	SG9B011	13933
A13VI140	13469	D6RA165	17667	D9E771	16797	SG9B013	13946
A13VI147	13720	D6RA168	17730	D9E772	16797	SG9B017	11207
A13VI152	13799	D6RA185	17667	D9E773	16797	SG9B025	13945
A13VI156	13814	D7ES1	17781	D9E774	16797	SG9B027	13933
A13VI160	13848	D7ES5	17781	D9E776	16797	SG9B029	13971
A13VI170	13709	D7G4	32801	D9E851	17144	SG9B042	11207
A13VI175	13709	D7G6	17887	D9E852	17144	SG9B049	13946
A13VI176	13709	D7G13	19015	D9R73	17085	SG9B059	13946
A13VI180	11122	D7GS7	17888	D9R89	16752	SG9B087	13946
A13VI181	13946	D7GS10	17972	D9R119	17040	SG9B088	13946
A13VI194	13720	D7GS17	17888	D9R134	17085	SG10B018	13865
A13VI197	13709	D7R19	18360	D9R149	17040	SG10S028	13944
A13VI198	13709	D7R28	18360	D10E74	17035	D10E74	13993
A13VI220	13709	D7R33	17977	D10E75	16781	D10E75	13865
A14N9	14894	D7R36	17757	D10E79	16757	D10E79	13944
A14N11	14594	D7R43	18360	D10E81	16781	D10E81	13993
A14N16	14584	D7R46	18360	D10E83	16781	D10E83	13944
A14N23	14955	D7RS29	17030	D10E85	16463	D10E85	13993
A14N35	14894	D7RS30	17724	D10E88	17035	D10E88	13865
A14N36	14955	D7RS31	17750	D10E89	17034	D10E89	11047
A14N38	14602	D7RS50	17820	D10E92	16463	D10E92	13865
A14N51	14331	D7RS129	17030	D10E881	17035	D10E881	13944
A14N56	14331	D7RS130	17724	D10E882	17035	D10E882	11047
A14N59	14894	D7RS131	17750	D10E921	16463	D10E921	13865
A14N60	14900	D7RS150	17820	D11E126	16715	D11E126	11047
A14N63	14900	D7RS291	17030	D11E156	16715	D11E156	13865
A14N65	14900	D8E60	16488	D11E172	17005	D11E172	13932
A14N67	14892	D8E76	16484	D11E179	16752	D11E179	11208
A14N71	14602	D8E81	16488	D11E184	16752	D11E184	13947
A14N77	14899	D8E96	16484	D11E191	16752	D11E191	13931
A14N78	14955	D8E109	16531	D11E195	16715	D11E195	13928
A14N80	14955	D8E121	16488	D11E272	17005	D11E272	11123
A14N88	14894	D8E122	16484	FG12S010	11265	FG12S010	13970
A14N89	14895	D8E124	16484	FG12S011	11266	FG12S011	13974
A14N96	14900	D8E126	16531	FG12S018	11356	FG12S018	13866
A14N97	14420	D8E145	16531	FG12S019	11357	FG12S019	11208
A14N99	14895	D8E152	16597	FG12S031	11399	FG12S031	11066
A14N101	14895	D8E158	16450	FG15S026	11485	FG15S026	13990
A14N113	14900	D9E7	16533	FG15S027	11487	FG15S027	13990
A14N117	14900	D9E9	16484	FG15S032	11486	FG15S032	13947
A14N125	14900	D9E11	16533	FG18S013	11424	FG18S013	13943

## INTERCHANGE / REMPLACEMENT / INTERCAMBIO

Original No. No. Original No. Original	Reman Reman Reconstruido	Original No. No. Original No. Original	Reman Reman Reconstruido	Original No. No. Original No. Original	Reman Reman Reconstruido	Original No. No. Original No. Original	Reman Reman Reconstruido
<b>VALEO</b>		<b>VALEO</b>		<b>VALEO</b>		<b>VALEO</b>	
SG12S057	13866	TG11S050	11069	TG17C021B	11261	VA138	13113
SG12S070	13938	TG11S051	11072	TG17C023	11162	VA141	13147
SG12S071	13943	TG11S053	11069	TG17C027	11355	VA141	14071
SG12S072	13938	TG12C014	11017	TG17C027B	11355	VA141	14408
SG12S073	11050	TG12C027	11142	TG17C028	11306	VA141	14410
SG12S074	13943	TG12C032	11258	TG17C030	11306	VA141	14418
SG12S075	13866	TG12C040	11142	TG17C030B	11306	VA141	14779
SG12S083	13866	TG12C042	11142	TG17C032	11309	VA145	14895
SG12S084	13938	TG12C043	11142	TG17C035	11358	VA145	14900
SG12S104	13866	TG12C044	11327	TG17C036	11396	VA145	14959
SG12S120	13866	TG12C048	11142	TG17C039	11281	VA146	13106
SG14B010	23256	TG12C057	11111	TG17C044	11162	VA146	13129
SG14B011	23323	TG12C059	11334	TG17C048	23319	VA147	14610
SG14B012	11159	TG12C084	11142	TG23C011	11397	VA155	13055
SG14B013	11159	TG12S028	11148	TG23C012	11451	VA155	13105
SG14B016	23256	TG12S047	11148	TG23C018	11394	VA155	13129
SG14B019	11098	TG12S089	11148	TG23C019	11457	VA155	13147
SG14B020	11098	TG13S011	11022	TM000A03801	17132	VA155	14071
SG14B022	23256	TG13S012	11023	TM000A04001	16720	VA155	14401
TA0002655485	11016	TG13S013	11147	TM000A04001	16939	VA155	14406
TA000A0021	14434	TG13S016	11144	TM000A04101	17131	VA155	14412
TA000A0071	13295	TG13S017	11023	TM000A04201	17217	VA155	14970
TA000A08101Z	13646	TG13S018	11141	TM000A04301	17221	VA162	14609
TA000A08801	13282	TG13S019	11022	TM000A04301	17775	VA162	14954
TA000A13201	14436	TG13S020	11023	TM000A04801	17133	VA166	13225
TA000A14501	13702	TG13S021	11142	TM000A04801	17151	VA166	13421
TA000A15001	14430	TG13S023	11143	TM000A05101	16933	VA166	14294
TA000A15101	14436	TG13S024	11147	TM000A06601	16744	VA166	14412
TA000A20701	13351	TG13S026	11144	TM000A06601	16799	VA174	14054
TA000A20701	13435	TG13S027	11022	TM000A07901	17708	VA177	14070
TA000A20801	13351	TG13S028	11143	TM000A08401	17709	VA181	14392
TA000A27301	13887	TG13S029	11023	TM000A13701	17761	VA182	14085
TA000A28801	13785	TG13S030	11023	TM000A13901	17762	VA202	14970
TA000A29102	13783	TG13S031	11313	TM000A14301	17763	VA210	13094
TA000A31301B	13299	TG13S032	11313	TM000A14401	17764	VA211	14331
TA000A32601A	13445	TG13S033	11144	TM000A15001	17037	VA217	13254
TA000A32601A	13559	TG13S035	11313	TM000A19101	17578	VA220	14105
TA000A34501	13782	TG14C011	11149	TM000A19301	17810	VA223	13291
TA000A34801	13249	TG14C015	11149	TM000A24601	17146	VA223	14268
TA000A34802A	13289	TG14C016	11149	TM000A27301	17827	VA224	14130
TA000A35201	13701	TG14C023	11425	TM000A27601	17826	VA225	13249
TA000A36701	13559	TG15C011	11161	TM000A32101	17469	VA225	14255
TA000A39101	13839	TG15C013	13969	TM000A32401	17831	VA225	14478
TA000A47001	13332	TG15C014	13968	TM000A34401	17580	VA226	14185
TA000A47002	13332	TG15C017	11070	TM000A37201	17827	VA226	14585
TA000A50701	11001	TG15C018	23347	TM000A37301	17826	VA226	14592
TA000A62002	13297	TG15C018B	23347	TM000A37901	17708	VA226	14652
TA000B0261	13272	TG15C026	11018	TM000A37901	17987	VA227	14571
TA000B0261	13352	TG15C043	11161	TM000A38001	17988	VA227	14701
TA000B16601	14905	TG15C046	13969CP	TS18E3	17972	VA239	13247
TA000B16701	13196	TG15C047	13968	TS18E7	19080	VA239	14944
TA000B19001	13314	TG15C051	13969	VA100	14014	VA240	14630
TA000B33801	13249	TG15C052	13968	VA100	14029	VA241	14615
TA000B43001Z	13250	TG15C065	11070	VA101	14030	VA241	14645
TA000B43801Z	13336	TG15C089	13969CP	VA102	14048	VA243	13393
TA000B43802Z	13415	TG15C090	13968	VA103	14048	VA243	14449
TA000B49901	13415	TG15C098	11312	VA104	13107	VA249	14720
TA000N22401	13237	TG15C107	13969CP	VA104	14048	VA250	14757
TG10S012	11021	TG15C108	13968	VA109	13254	VA251	14905
TG10S015	13944	TG15C113	11256	VA109	13607	VA252	13196
TG10S016	11021	TG15C114	11263	VA111	14048	VA252	13297
TG10S017	11021	TG15C139	13969CP	VA112	14037	VA253	14719
TG10S019	13944	TG15C158	11264	VA117	13094	VA254	13056
TG10S022	11021	TG15C159	11263	VA117	14071	VA256	14970
TG11C016	23357	TG15S010	13969	VA123	13094	VA261	13246
TG11C017	23355	TG15S011	13968	VA123	14071	VA261	13349
TG11C021	23886	TG15S039	11145	VA126	14329	VA261	14782
TG11C024	11015	TG15S079	11145	VA126	14331	VA261	14813
TG11C028	11014	TG15S147	11256	VA127	14797	VA263	13707
TG11C035	23886	TG16C011	11160	VA129	14582	VA263	14820
TG11C076	11189	TG17C011	11262	VA132	13028	VA264	13707
TG11S010	11072	TG17C015	11260	VA132	13056	VA264	14820
TG11S011	11069	TG17C021	11261	VA133	14825	VA265	14331

## INTERCHANGE / REMPLACEMENT / INTERCAMBIO

Original No. No. Original No. Original	Reman Reman Reconstruido	Original No. No. Original No. Original	Reman Reman Reconstruido	Original No. No. Original No. Original	Reman Reman Reconstruido	Original No. No. Original No. Original	Reman Reman Reconstruido
<b>VALEO</b>		<b>VALEO</b>		<b>VALEO</b>		<b>VALEO</b>	
VA265	14899	VA404	14396	VA666	13637	VS228	17492
VA267	14895	VA404	14821	VS101	16530	VS230	16708
VA267	14900	VA406	13371	VS103	16797	VS230	16859
VA267	14959	VA406	13467	VS106	16530	VS231	16547
VA269	14818	VA407	13370	VS109	16121	VS231	17025
VA270	14997	VA409	13471	VS110	16547	VS231	17134
VA274	13147	VA423	7775	VS116	17085	VS231	17222
VA275	14395	VA427	14593	VS117	17157	VS233	16834
VA276	14396	VA433	13430	VS129	16484	VS243	17453
VA276	14821	VA433	13450	VS129	16619	VS243	17663
VA277	14131	VA433	13701	VS137	16133	VS244	17246
VA277	14396	VA434	13584	VS137	16405	VS247	16902
VA277	14821	VA434	14436	VS139	16465	VS247	16905
VA277	14972	VA435	13249	VS142	16488	VS247	16913
VA277	14988	VA440	14092	VS142	16597	VS247	16914
VA278	14396	VA441	13341	VS142	16756	VS248	16877
VA278	14821	VA442	13523	VS143	16488	VS248	16878
VA281	13465	VA443	13436	VS143	16597	VS249	17236
VA281	13470	VA444	13446	VS148	16445	VS254	17025
VA284	13254	VA446	13559	VS148	16957	VS254	17134
VA284	13607	VA447	14783	VS149	16780	VS254	17222
VA297	14610	VA448	14267	VS149	16956	VS255	17030
VA300	14057	VA449	14267	VS153	16401	VS267	16362
VA301	14057	VA451	13257	VS154	16299	VS267	16616
VA306	14057	VA452	14690	VS154	16534	VS268	16557
VA314	14855	VA459	14479	VS159	16133	VS271	16299
VA315	14931	VA459	14480	VS160	16539	VS277	17165
VA316	14158	VA465	14753	VS168	17005	VS278	16408
VA318	14761	VA466	13434	VS168	17085	VS282	16533
VA320	14708	VA467	14900	VS169	16256	VS286	16257
VA320	14709	VA486	14964	VS170	16164	VS286	16953
VA325	13334	VA488	14585	VS172	16752	VS297	17011
VA326	13056	VA490	14684	VS175	16623	VS298	17011
VA327	14434	VA491	13316	VS176	16462	VS300	16901
VA328	14436	VA491	13415	VS177	16539	VS301	16845
VA330	14588	VA492	13336	VS184	16547	VS303	17010
VA331	13329	VA493	14611	VS186	16463	VS306	17132
VA331	13640	VA493	14849	VS189	16546	VS307	17040
VA332	13250	VA496	13499	VS193	16450	VS308	17038
VA332	14345	VA497	13482	VS203	16408	VS308	17698
VA364	13380	VA498	13457	VS204	16353	VS309	17043
VA364	13658	VA498	13486	VS204	16954	VS312	16732
VA364	13852	VA500	13393	VS205	6723	VS313	16809
VA364	13902	VA500	13456	VS205	17124	VS313	16998
VA365	13381	VA501	13276	VS206	17144	VS314	17295
VA365	13458	VA501	13413	VS207	16133	VS316	17157
VA366	13606	VA501	13537	VS209	16211	VS321	17035
VA367	13605	VA510	13048	VS209	16579	VS321	17144
VA370	14818	VA510	13080	VS210	16203	VS327	16683
VA370	14821	VA511	13235	VS211	16215	VS328	17013
VA371	13480	VA511	13244	VS211	16230	VS329	17415
VA373	14674	VA512	13520	VS211	16260	VS330	17407
VA373	14683	VA512	13800	VS211	16766	VS333	16966
VA373	14732	VA535	13664	VS212	16246	VS333	17166
VA374	13240	VA537	13761	VS212	16773	VS333	17266
VA380	13147	VA537	13848	VS213	16201	VS334	16837
VA380	14408	VA539	13734	VS213	16210	VS336	16676
VA380	14410	VA539	13774	VS215	16774	VS336	16802
VA380	14418	VA582	14056	VS217	16735	VS338	16843
VA380	14779	VA582	14561	VS217	16736	VS338	16902
VA381	14969	VA583	13725	VS217	16911	VS338	17492
VA382	14818	VA586	13727	VS218	16775	VS340	17416
VA382	14821	VA587	13726	VS219	16708	VS342	16961
VA383	14818	VA628	13610	VS219	16859	VS343	17068
VA391	13613	VA643	8239	VS220	16527	VS344	17135
VA391	13709	VA645	13831	VS224	16569	VS348	16884
VA392	13355	VA647	13417	VS226	16514	VS348	16975
VA392	13376	VA647	13520	VS226	16940	VS350	17751
VA392	13613	VA647	13541	VS227	16974	VS351	17016
VA392	13709	VA657	13381	VS228	16222	VS352	16362
VA401	13814	VA657	13902	VS228	16238	VS352	16617
VA401	13816	VA660	13462	VS228	16843	VS353	17237
VA402	13464	VA660	13625	VS228	16902	VS358	3262

## INTERCHANGE / REMPLACEMENT / INTERCAMBIO

Original No. No. Original No. Original	Reman Reman Reconstruido	Original No. No. Original No. Original	Reman Reman Reconstruido	Original No. No. Original No. Original	Reman Reman Reconstruido	Original No. No. Original No. Original	Reman Reman Reconstruido
<b>VALEO</b>		<b>VALEO</b>		<b>VISTEON</b>		<b>VOLKSWAGEN</b>	
VS359	3263	VS490	17276	FP	8310	020-911-023S	17781
VS359	6656	VS491	17576	FR	8437	020-911-024A	17725
VS362	16890	VS492	17724	FS	8521	020-911-024C	17030
VS362	16960	VS503	16548	FT	8305	021-903-016	11281
VS363	16890	VS504	17122	FV	8516	021-903-017	13380
VS363	16960	VS504	17123	FX	8444	021-903-017A	13381
VS364	16589	VS506	17234	FZ	8447	021-903-017B	13382
VS365	16939	VS507	17231	GA	8300	021-903-023	13030
VS366	17217	VS508	17750	GC	8313	021-903-023A	13030
VS367	16877	VS513	16803	GH	8429	021-903-023B	13030
VS367	16878			HA	8408	021-903-023E	14062
VS370	16178			HB	8306	021-903-023F	13030
VS371	17021			HC	8307	021-903-023J	13380
VS372	16175	3C	7780A	HD	8318	021-903-023K	13381
VS373	17662	3M	7773	HF	8406	021-903-023L	13382
VS374	17006	4N	7781	HG	8407	021-903-023N	13458
VS375	16854	5P	7773	HH	8406	021-903-025	13380
VS377	17131	9J	7781	HJ	8407	021-903-025A	13381
VS379	16982	AB	7791	HM	8478	021-903-025B	13382
VS381	16986	AE	7768	HQ	8306	021-903-025C	11135
VS381	16997	AE	8520	HS	8303	021-903-025E	13380
VS391	16839	AK	7768	HW	8443	021-903-025F	13458
VS396	17670	AL	8267	HX	8448	021-903-025G	13382
VS396	17782	AR	7750	HZ	8472	021-903-025H	13850
VS398	17030	AT	7776	JG	8403	021-903-025J	13852
VS398	17475	AV	7768	JH	8405	021-903-025K	13904
VS400	17057	AY	8258	JJ	8404	021-903-025N	13381
VS400	17248	AZ	7776	JK	8442	021-903-026B	23346
VS401	17170	BF	7787	JM	8401	021-903-026K	11061
VS401	17480	BG	8251	JN	8402	021-903-026N	11245
VS401	17717	BH	7773	JQ	8522	022-903-023	13030
VS403	16696	BK	7787	JR	8474	022-903-023A	13030
VS403	16730	BN	8269	JS	8404	023-903-022	13030
VS403	16889	BQ	7781	JT	8405	023-903-023	13380
VS403	17058	BQ	8473	JZ	8442	025-903-023	14396
VS404	16971	BS	8308	KB	7750	025-903-023A	14396
VS404	17142	BT	8312	KB	8445	025-903-023B	14970
VS405	16893	BY	8314	KC	8445	025-903-023C	14396
VS405	16978	CA	7796	KD	8479	025-903-023D	14396
VS406	16825	CB	7797	KH	7750	025-903-023E	14396
VS407	17171	CC	7798	KJ	7790	025-911-023	17066
VS407	17256	CE	7795	KN	8318	025-911-023A	17066
VS407	17481	CJ	8254	NB	11291	026-903-015	14970
VS408	17532	CL	8250	PZ	7771	026-903-015A	14970
VS411	17003	CM	8260	R31	8436	026-903-015B	14396
VS414	16824	CN	8261	RC	7764	026-903-015C	14396
VS415	16978	CR	8309	RF	7770	026-903-015D	14970
VS415	17263	CT	8253	RW	7775	026-903-015E	14970
VS417	16823	CV	7788	S6	7776	026-903-015F	14396
VS418	16612	CW	7795	ZM	7750	026-903-017	14396
VS418	16832	CY	8252	ZQ	7793	026-903-017A	14970
VS422	16740	CZ	8256			026-903-023	14396
VS423	17067	DA	8255			026-903-023B	14970
VS423	17223	DD	8257			026-903-025	14970
VS423	17224	DE	7799	003-911-023A	16300	026-911-023	16408
VS424	17030	DF	7788	003-911-023B	16300	026-911-0233	16408
VS424	17475	DH	8264	003-911-023C	16958	026-911-023A	16401
VS426	16722	DK	8259	003-911-023D	16958	026-911-023B	16408
VS427	17066	DL	8259	003-911-023E	17065	026-911-023C	17165
VS429	16949	DN	8265	012-911-023E	17926	026-911-023F	17165
VS429	17009	DN	8518	012-911-023F	17926	026-911-023G	17165
VS429	17138	DP	8263	012-911-023G	19002	026-911-023H	17165
VS430	17408	DS	8260	012-911-023H	19002	026-911-023I	16408
VS430	17508	DT	8261	020-911-012P	17725	027-903-015	14997
VS437	17702	DY	8310	020-911-023	17222	027-903-015A	14972
VS452	3261	FC	8266	020-911-023A	17415	027-903-015C	14972
VS458	17469	FD	8316	020-911-023B	17030	027-903-017	14972
VS458	17470	FE	8317	020-911-023D	17725	027-911-023	17122
VS470	17705	FF	8315	020-911-023F	17781	027-911-023	17123
VS470	17792	FH	8305	020-911-023H	17781	027-911-023A	17122
VS476	16859	FJ	8311	020-911-023J	17415	027-911-023A	17123
VS476	16922	FK	8268	020-911-023N	17415	028-903-018	13902
VS478	18360	FL	8303	020-911-023P	17725	028-903-018A	13381
		FM	8418	020-911-023R	17030		
				<b>VOLKSWAGEN</b>			

# INTERCHANGE / REMPLACEMENT / INTERCAMBIO

Original No. No. Original No. Original	Reman Reman Reconstruido	Original No. No. Original No. Original	Reman Reman Reconstruido	Original No. No. Original No. Original	Reman Reman Reconstruido	Original No. No. Original No. Original	Reman Reman Reconstruido
<b>VOLKSWAGEN</b>		<b>VOLKSWAGEN</b>		<b>VOLKSWAGEN</b>		<b>VOLKSWAGEN</b>	
028-903-018B	13622	02M-911-023C	17820	035-911-023A	16781	046-903-015A	13129
028-903-018C	13382	02M-911-023F	17820	035-911-023C	16781	046-903-015B	13129
028-903-018E	13833	02M-911-023G	17970	035-911-023D	16780	046-903-015D	13360
028-903-018K	11208	02M-911-023M	17970	035-911-023E	16781	046-903-015F	13624
028-903-023	13055	02M-911-023N	17972	035-911-023F	16781	046-903-017A	13129
028-903-023B	13055	02M-911-023P	17972	035-911-023J	16781	046-911-023	16781
028-903-023C	13055	02M-911-023R	17820	035-911-023K	16956	047-903-015	11065
028-903-025	13055	02M-911-023S	17969	035-911-023L	16956	047-903-015	11071
028-903-025C	11135	02M-911-024	19111	035-911-023N	16956	047-903-015	11133
028-903-025F	13833	02M-911-024A	17972	035-911-023P	16956	047-903-015	11159
028-903-025G	13606	02Z-911-023J	17968	035-911-023Q	16956	047-903-015	11161
028-903-025H	13380	02Z-911-023L	19087	036-903-015D	14779	047-903-015	14000
028-903-025P	13605	030-903-023AA	13606	036-903-015G	14779	047-911-023A	16621
028-903-025Q	13381	030-903-023B	13606	036-903-017	14779	049-903-015	13105
028-903-025R	13382	030-903-023C	13605	036-903-017B	14779	049-903-015A	14000
028-903-025S	13622	030-903-023E	13606	036-903-017C	14969	049-903-015C	13129
028-903-026	13902	030-903-023F	13605	036-903-023A	13094	049-903-015D	13055
028-903-027G	13833	030-903-023H	21485	036-903-023C	13094	049-903-015E	13105
028-903-027K	13902	030-903-023J	13946	036-903-023J	13094	049-903-015J	14412
028-903-027L	13381	030-903-023N	13458	036-903-023K	14779	049-903-015L	14401
028-903-027N	13381	030-903-023N	13946	036-903-023L	13094	049-903-015T	13129
028-903-027P	13382	031-903-023	14818	036-903-023M	14779	049-903-017A	14797
028-903-027P	13626	031-903-023A	13625	036-903-023Q	14969	049-903-017C	14797
028-903-028A	13833	031-903-023D	14818	036-903-025D	13094	049-903-023	14797
028-903-028C	13850	034-903-015	14799	036-903-025E	14779	049-903-023A	13122
028-903-028D	13852	034-903-015C	14797	036-903-025M	14818	049-903-023C	13129
028-903-028F	13833	034-903-015D	14396	036-903-025S	14818	049-903-023D	13055
028-903-028G	13381	034-903-015F	13242	037-903-018A	13369	049-903-023E	13055
028-903-028H	13902	034-903-015G	14970	037-903-023A	13369	049-903-023G	13147
028-903-028M	13902	034-903-015H	14396	037-903-023E	13381	049-903-023H	14401
028-903-028R	13381	034-903-015K	14396	037-903-023F	13382	049-903-023J	13055
028-903-028S	13831	034-903-015M	14396	037-903-023G	13458	049-903-023K	13147
028-903-028T	13832	034-903-015Q	14972	037-903-023P	14970	049-903-023L	13055
028-903-029A	11209	034-903-015T	14972	037-903-023Q	13658	049-903-023M	14418
028-903-029B	11210	034-903-016	13242	037-903-025B	13902	049-903-023N	14000
028-903-029D	11207	034-903-016A	14972	037-903-025C	13381	049-903-023P	14396
028-903-029E	11208	034-903-016B	14972	037-903-025D	13382	049-903-023R	14797
028-903-029G	13942	034-903-016C	14396	037-903-025F	13852	049-903-023T	14797
028-903-029Q	23320	034-903-016D	14972	037-911-023	17025	049-903-027	14396
028-903-029R	23323	034-903-016E	14396	038-903-018A	13852	049-903-027A	14396
028-903-029S	11209	034-903-016F	14396	038-903-018D	11108	049-911-023	16401
028-903-029T	11207	034-903-016G	14972	038-903-018E	13921	049-911-023D	16401
028-903-030A	13853	034-903-016H	13242	038-903-018F	13951	049-911-023G	16408
028-903-031	11210	034-903-016L	13464	038-903-018G	13773B	049-911-023H	16408
028-903-031A	11208	034-903-016N	13772	038-903-018Q	13853	050-903-017A	13380
02A-911-023	17067	034-903-017	14972	038-903-023A	13946	051-903-015A	13242
02A-911-023A	17224	034-903-017A	14799	038-903-023G	13831	051-903-015B	14972
02A-911-023D	17223	034-903-017B	13242	038-903-023H	13832	051-903-015D	14988
02A-911-023E	17223	034-903-017C	14797	038-903-023J	13833	051-903-017	13242
02A-911-023F	17416	034-903-023M	14396	038-903-023K	13849	051-903-015D	14988
02A-911-023G	30784	034-911-023	16956	038-903-023L	13851	052-903-015	13094
02A-911-023H	17417	034-911-023A	16956	038-903-023S	13947	052-903-015A	13094
02A-911-023J	17724	035-903-015	13129	038-903-024A	13851	052-903-017	13094
02A-911-023L	17780	035-903-015A	14000	038-903-024B	13849	052-903-017A	13094
02A-911-023Q	17417	035-903-015B	13129	038-903-024D	13851	053-911-023	17751
02A-911-023R	17755	035-903-015D	13122	038-903-024F	13853	053-911-023A	17751
02A-911-023S	17819	035-903-015E	14000	038-903-024G	13947	053-911-023B	17751
02A-911-023T	17416	035-903-015K	13055	039-911-023	16300	054-903-015A	13242
02A-911-024	17724	035-903-015L	13147	03G-903-023	11221	054-903-015C	13357
02A-911-024B	17724	035-903-015M	14000	03G-903-023-X	11221	054-903-015D	13360
02A-911-024D	17755	035-903-015N	14000	043-903-023	13048	054-903-015K	13623
02A-911-024E	17819	035-903-015P	13122	043-903-023A	13048	055-903-017A	14402
02A-911-024G	17724	035-903-015Q	13122	043-903-023A	13080	055-903-017E	14402
02B-911-023A	17234	035-903-015R	14396	043-903-023C	13080	055-903-017E	14402
02B-911-023B	17750	035-903-015S	14396	043-903-023D	13080	055-903-023	13094
02B-911-023C	17231	035-903-015T	14797	043-903-023E	13080	055-903-023A	13094
02B-911-023D	17750	035-903-016C	13122	043-903-023K	13080	055-903-023C	13105
02B-911-023J	17750	035-903-017	13122	045-903-023	13851	055-903-023D	13147
02B-911-023N	17750	035-903-017A	14396	045-903-023A	13853	055-903-023E	14071
02E-911-023H	17971	035-903-023B	14396	045-903-023B	13849	055-903-023G	13055
02E-911-023J	19001	035-903-023C	14418	045-903-023E	13851	055-903-023K	13147
02M-911-023	17780	035-903-023D	14396	045-903-023F	13853	055-903-023L	13105
02M-911-023A	17820	035-911-023	16781	045-903-025B	13849	055-903-023M	13105
						055-903-023N	13105

## INTERCHANGE / REMPLACEMENT / INTERCAMBIO

Original No. No. Original No. Original	Reman Reman Reconstruido	Original No. No. Original No. Original	Reman Reman Reconstruido	Original No. No. Original No. Original	Reman Reman Reconstruido	Original No. No. Original No. Original	Reman Reman Reconstruido
<b>VOLKSWAGEN</b>		<b>VOLKSWAGEN</b>		<b>VOLKSWAGEN</b>		<b>VOLKSWAGEN</b>	
055-903-023P	14402	068-903-023N	14779	06B-903-016A	13921	076-903-023M	13055
055-903-023Q	13147	068-903-023P	14410	06B-903-016AA	23256	077-903-015	13360
055-903-023R	13055	068-903-023Q	14412	06B-903-016AB	23255	077-903-015C	13360
055-903-025A	13147	068-903-023R	14969	06B-903-016AC	11070	077-903-015E	13772
055-903-025B	13147	068-903-023S	14969	06B-903-016AF	23256	077-903-015F	13773
055-911-023A	16548	068-903-025	13094	06B-903-016C	22972	077-903-015K	13773B
055-911-023B	16547	068-903-025A	14779	06B-903-016D	13930	077-903-015L	11108
055-911-023D	16547	068-903-025B	13147	06B-903-016E	23255	077-903-015Q	11246
055-911-023G	17222	068-903-025C	13055	06B-903-016F	13951	077-903-015R	11132
055-911-023J	17025	068-903-025D	13055	06B-903-016G	13931	077-903-017	13360
055-911-023M	17134	068-903-025E	14412	06B-903-016Q	11064	077-911-023C	17226
056-903-015A	13055	068-903-025F	13105	06B-903-018D	13933	077-911-023E	17752
056-903-015B	13055	068-903-025G	14406	06B-903-018G	13947	077-911-023F	19007
056-903-015C	13129	068-903-025H	14603	06B-903-019E	23255	077-911-023J	17888
056-903-015E	13106	068-903-025K	14410	06B-903-019G	11070	077-911-023K	17888
056-911-023	16401	068-903-025L	14412	06B-911-023	17751	078-903-015A	13357
056-911-023A	16401	068-903-025M	14412	06B-911-023A	17975	078-903-015B	13458
056-911-023B	16401	068-903-025Q	13094	06C-903-016	13922	078-903-015B	13464
056-911-023C	16401	068-903-025R	14779	06C-903-016A	13922	078-903-015C	13357
058-903-015A	13055	068-903-025S	13055	06C-903-016B	11065	078-903-015D	13464
058-903-016A	13816	068-903-027F	14797	06C-903-016B	11071	078-903-015F	13357
058-903-016B	13814	068-903-027L	14821	06C-903-016B	11133	078-903-016AB	11065
058-903-016C	13817	068-903-027Q	14406	06C-903-016B	11159	078-903-016AB	11071
058-903-016E	13814	068-903-029	14410	06C-903-016B	11161	078-903-016AB	11133
058-903-018A	13816	068-903-029B	14797	06D-903-016	11070	078-903-016AB	11159
058-903-018C	13817	068-903-029C	14821	06D-903-016A	23256	078-903-016AB	11161
058-911-023A	16534	068-903-029E	14821	06D-911-021B	33292	078-903-016AC	11065
059-903-015	13624	068-903-029K	13625	06D-911-023	17978	078-903-016AC	11071
059-903-015C	13055	068-903-029L	13625	06D-911-023A	17978	078-903-016AC	11133
059-903-015D	13055	068-903-029Q	14821	06D-911-023B	33292	078-903-016AC	11159
059-903-015J	13933	068-903-029T	14818	06E-903-016E	11160	078-903-016AC	11161
059-903-017B	13055	068-903-031	14818	06E-903-016G	11162	078-903-016E	13921
059-903-017D	13055	068-903-031B	14818	06E-903-016K	11162	078-903-016F	13922
059-903-017D	13105	068-903-031F	14818	06E-903-016M	11222	078-903-016G	13933
059-903-017G	13055	068-903-031H	14818	06E-903-016N	11467	078-903-016H	13932
059-903-017H	13129	068-903-031K	14970	06E-911-021B	19110	078-903-016R	11065
059-911-023E	16781	068-903-031Q	13462	06E-911-023B	17976	078-903-016R	11071
059-911-023F	16534	068-903-033E	13374	06E-911-023C	17976	078-903-016R	11133
059-911-023G	16781	068-903-033F	13374	06E-911-023E	17976	078-903-016R	11159
060-903-017	13147	068-911-023	16623	06F-903-023A	11134	078-903-016R	11161
060-903-017A	13055	068-911-023A	16556	06F-903-023B	23357	078-903-016S	11065
060-903-023A	13055	068-911-023B	16951	06F-903-023C	11149	078-903-016S	11071
060-903-023B	13147	068-911-023C	16623	06F-903-023E	23355	078-903-016S	11133
060-903-023C	13055	068-911-023D	16961	06F-903-023F	11134	078-903-016S	11159
060-903-023E	13147	068-911-023E	16556	06F-903-023G	23356	078-903-016S	11161
061-903-023A	13055	068-911-023F	16951	06F-903-023H	11149	078-903-017A	13357
063-903-015	14000	068-911-023G	17030	06F-903-023J	11134	078-903-017B	13464
063-903-017	14000	068-911-023J	16961	06F-903-023N	11463	078-903-018	11065
068-903-017	13055	068-911-023M	17068	06F-903-023P	11425	078-903-018	11071
068-903-017A	13094	068-911-023P	17977	06H-903-016L	11466	078-903-018	11133
068-903-017B	14779	068-911-023R	17977	06J-903-023C	23256	078-903-018	11159
068-903-017C	14412	068-911-023S	17977	070-903-017	13159	078-903-018	11161
068-903-017D	14603	068-911-023T	17030	070-903-023B	13159	078-903-018A	11065
068-903-017E	14418	068-911-024B	17977	070-903-023E	13159	078-903-018A	11071
068-903-017F	14410	068-911-024C	17977	073-903-023	14396	078-903-018A	11133
068-903-017J	14969	068-911-024E	17977	073-903-023A	14396	078-903-018A	11159
068-903-017L	14821	068-911-024F	17977	074-903-023A	13625	078-903-018A	11161
068-903-017N	14970	068-911-024G	17977	074-903-023C	14799	078-911-023	17407
068-903-017Q	13625	068-911-024H	32605	074-903-023H	14988	078-911-023A	17407
068-903-017R	14818	068-911-024K	17030	074-903-023K	13462	078-911-023B	17407
068-903-017T	14818	069-903-017	14412	074-903-023M	14988	078-911-023D	17778
068-903-018	14396	069-903-023	13055	074-903-023N	13242	079-903-015	11213
068-903-018A	14396	069-903-023A	14412	074-903-025A	13625	079-903-015E	11213
068-903-018F	13374	069-903-023B	14603	074-903-025B	13462	079-903-015F	11424
068-903-023A	13147	069-903-023C	14418	074-903-025N	13904	079-903-015G	11371
068-903-023B	13094	069-903-023F	14970	076-903-023	13055	079-903-015J	11375
068-903-023C	14779	069-911-023	16445	076-903-023A	13055	079-903-018	11318
068-903-023F	14071	069-911-023A	16445	076-903-023D	13055	079-903-021B	11157
068-903-023G	14401	069-911-023B	17009	076-903-023E	13055	079-903-021D	11158
068-903-023H	13055	06A-903-023	13946	076-903-023F	13147	079-903-021E	11211
068-903-023K	14969	06A-903-026A	13946	076-903-023G	14412	079-903-021H	11284
068-903-023L	13094	06A-903-026C	21485	076-903-023I	14970	079-903-021J	11283
068-903-023M	14969	06B-903-016	22971	076-903-023K	14970	079-903-021M	11282

# INTERCHANGE / REMPLACEMENT / INTERCAMBIO

Original No. No. Original No. Original	Reman Reman Reconstruido	Original No. No. Original No. Original	Reman Reman Reconstruido	Original No. No. Original No. Original	Reman Reman Reconstruido	Original No. No. Original No. Original	Reman Reman Reconstruido
<b>VOLKSWAGEN</b>		<b>VOLKSWAGEN</b>		<b>VOLVO</b>		<b>VOLVO</b>	
079-911-021B	19109	175-903-025H	14418	1269702-5	14420	5001599-9	16954
079-911-021C	19109	175-911-023	16547	1306503	16954	5001613	16954
079-911-023D	17887	175-911-023A	16556	1308719	14421	5001699-7	14420
07C-903-021F	11249	175-911-023B	16547	1308720-0	14392	5001960-3	14421
07C-903-021H	11219	175-911-025C	16547	1308723-4	13023	5001961-1	14420
07C-911-023	17974	176-903-027	14396	1308766	14781	5002046-0	16954
07C-911-023E	17974	176-903-029	14821	1323230-1	14421	5002048-6	14421
07C-911-023F	19003	176-911-023	17030	1323351-1	14420	5002050	17009
07C-911-023G	19004	176-911-023A	17025	1323351-5	14420	5002051-0	14392
07C-911-023H	19004	211 903 031	15269	1323487-7	14392	5002052	13023
07D-903-021	11059	211-903-031D	15270	1323488	14421	5002271	14421
07D-911-023	17918	211-911-023	16450	1323488-5	14421	5002271-4	14421
07D-911-023A	17973	211-911-023B	16450	1323490	13023	5002730-9	14785
07K-903-023A	11254	311-903-031F	15273	1323912	14421	5002899	13023
07K-903-023C	11460	311-903-031J	15273	1323912-4	14421	5003000-6	14785
07L-903-015B	11370	311-911-021	16318	1324142-7	14785	5003001-4	14421
07Z-903-021C	11472	311-911-023B	16450	1324674	13023	5003003	17138
07Z-903-021E	11288	311-911-023C	16450	1324953	13023	5003003-0	17138
07Z-903-021F	11472	311-911-023D	16450	1324956-0	14785	5003564	17135
07Z-911-023A	19005	427-903-015	11065	1324957-8	14421	5003564-1	17135
07Z-911-023B	19005	427-903-015	11071	1325292	14070	5003617	16954
091-911-023	16546	427-903-015	11133	1328391	17138	5003617-7	16954
091-911-023A	16722	427-903-015	11159	1328391-6	17138	5003642-5	13604
091-911-023B	16722	427-903-015	11161	1328392	17009	5003643-3	13235
098-911-023A	17475	7B0-903-015A	11296	1346707	16954	5003644	13244
098-911-023B	17475	7B0-911-023	17949	1347874	14392	5003665	13244
09A-911-023	17865	7B0-911-023A	19026	1348501	13023	5003665-6	13244
111-903-021F	15250			1348506	14392	5003698-7	13603
111-903-021G	15250	<b>VOLVO</b>		1348507-3	13023	5003740	13417
111-903-021H	15250	136278	13023	1348508	14392	5003740-7	13417
111-911-021	16318	204284	16954	1348509	13023	5003741	17408
111-911-021B	16318	234977	14070	1357199	17135	5003741-5	17408
111-911-021C	16318	235977	14070	1357199-7	17135	5003804	13244
111-911-023	16450	238620	16353	1357373	16954	5003807-4	13519
111-911-023B	16450	240360	16353	1362798	13023	5003808	13548
111-911-023D	16450	241527	13038	1363451	17508	5003808-2	13548
113 903 031 M	15269	241615	16353	1363451-4	17508	5003809	13520
113-903-021	15250	241735	13038	1363493-6	13244	5003809-0	13520
113-903-021B	15250	243793	13038	1363495	13603	5003810	17508
113-903-021H	15250	269629-0	14298	1363496-9	13244	5003810-8	17508
113-903-031G	15268	462893-9	14227	1363497-7	13235	5003821	17756
113-903-031M	15268	463854	16353	1363510	13604	5003821-5	17409
113-903-031P	15268	463856	16353	1363510-7	13604	5003831-4	13422
113-911-021	16318	463930	14070	1363511	13244	5003918-9	17508
113-911-021B	16318	463931	14070	1363511-5	13244	5003919-7	13541
113-911-023E	16450	464316	16550	1363512	13604	5003920	13542
122-911-023C	16299	493856	16353	1363512-3	13604	5003920-5	13542
126-911-031	16299	834339	16353	1363912	17408	5003921-3	13520
131 903 021	15269	834339-4	16353	1363912-5	17408	5003971	13541
141-911-023	16300	834976	16353	1398327	13419	5003971-8	13541
175-903-017B	14071	834976-3	16353	1398327-5	13419	5003975	13520
175-903-017C	13105	840808-0	16954	1398702	17406	5003996	13800
175-903-017D	13105	859553-0	16954	3515930-0	13603	5003996-5	13800
175-903-017E	14402	870291	16363	3523044	13603	5240360	16353
175-903-017F	14071	870346	16363	3523045	13603	5241735-9	14227
175-903-017G	14401	870977	16353	3523301	17135	5838060	16954
175-903-017L	14071	934976	16954	3523301-4	17135	6849755	13541
175-903-023A	14410	1219753	14070	3523302	17406	8601699-5	13845
175-903-023AA	14410	1219754	14070	3523420	13417	8601841-3	13801
175-903-023E	14071	1234976	14070	3523420-2	13417	8602084	17508
175-903-023F	14406	1234977	14070	3523422	13520	8602085	17508
175-903-023G	14408	1235424	14070	3523891	13422	8602276	13801
175-903-023J	13105	1235908	14070	3544046-0	17409	8602343	13998
175-903-023K	13105	1257294	14781	3544118	13548	8602629	13998
175-903-023L	14402	1257294-7	14781	3544118-7	13548	8602710	13998
175-903-023M	14071	1257325	16445	3544119	13519	8602713	11082
175-903-023N	14401	1257938	16445	3544478	13520	8602714	11081
175-903-023P	14408	1257939	16949	3544496	13603	8602920	11093
175-903-023Q	14408	1258367	13161	3544497	13244	8602924	17979
175-903-023R	14406	1258994	14781	3544627	17009	8602924-0	17979
175-903-023S	14408	1258995	13161	3544652	14421	8603262	11091
175-903-023T	14412	1269124-2	14291	3803645	13998	8603262-0	11091
175-903-025G	14603	1269183-8	14281	5001599	16954	8603263	11447

## INTERCHANGE / REMPLACEMENT / INTERCAMBIO

Original No. No. Original No. Original	Reman Reman Reconstruido	Original No. No. Original No. Original	Reman Reman Reconstruido	Original No. No. Original No. Original	Reman Reman Reconstruido	Original No. No. Original No. Original	Reman Reman Reconstruido
<b>VOLVO</b>		<b>VOLVO</b>					
8603264	11363	30667788	11488				
8603265	11488	30667892	11447				
8603265-0	11488	30667893	11363				
8603273-0	19075	30667894	11091				
8603388	11223	30667895	11488				
8603605	11223	30667896	11223				
8603898	11223	30737529	11054				
8603898-0	11223	30773111	11347				
8622186	13998	30782032	11223				
8622742	17979	30782032-0	11223				
8622786	13998	30795210	11223				
8637847	13997	30815466	17508				
8637848	13998	30819127	17508				
8637849	11082	31110082	11345				
8651665	11081	31110085	11346				
8676496	13998	31268035	6935				
8676498	13998	36000027-0	19076				
8676499	11081	36000039-0	6935				
9031082	16797	36000040-0	19077				
9031091	16463	36000041-0	19033				
9031091-3	16463	36000207	11347				
9031138	14959	36000207-0	11347				
9031138-2	14959	36000209	11346				
9128421	17508	36000209-0	11346				
9130002	13520	36000210	11345				
9130003	13520	36000210-0	11345				
9130208-3	13422	36000791	11223				
9130273	13541	36000791-0	11223				
9130273-7	13541	36002176	11223				
9130274	13520	36002176-0	11223				
9130274-5	13520	36002496-0	6935				
9130275	13542	90310434	16756				
9130275-2	13542	90310822	16797				
9130485	13520	6849755-1	13541				
9130485-7	13520	8111001-7	13802				
9162400-7	17756	8111007	17756				
9162422	13542	8111107	13799				
9162423	13520	8111199-9	17753				
9162423-9	13520	8111302-9	17508				
9162424	13520	8251071	13801				
9162617	17508	8251551	17508				
9162618	17508	8251655	13845				
9162618-4	17508	9128421-6	17508				
9162683	13800						
9162683-8	13800						
9168267-4	17753						
9442188	13799						
9442188-0	13799						
9442827	13800						
9442827-3	13800						
9442841	13802						
9442841-4	13802						
9447864	13520						
9447865	13542						
9459077	13801						
9459077-5	13801						
9459092	13801						
9472908	13845						
9489312	13997						
30658084	11447						
30658085	11091						
30658086	11363						
30658087	11488						
30658564	17508						
30658565	17508						
30667018	11223						
30667051	11093						
30667051A	11093						
30667103	11054						
30667299	19033						
30667524	11223						
30667525	11223						
30667787	11091						



## Reman to New / Reman à nouveau / Reconstruido a nuevo

Reman Reman Reconstruido	New Nouveau Nuevo	Reman Reman Reconstruido	New Nouveau Nuevo	Reman Reman Reconstruido	New Nouveau Nuevo	Reman Reman Reconstruido	New Nouveau Nuevo
3132	N3185	6431	N6472	7705-12	N7705-12	7917-11	N7917-11
3152	N3174	6433	N17667	7716-2	N7735-2	7926-7	N7860-7
3153	N3168	6442	N6442	7716-10	N7735-10	7933-11	N7933-11
3154	N3185	6443	N6471	7732-2	N7732-2	7937-11	N7801-11
3175	N3191	6445	N17667	7732-10	N7732-10	7937-3	N7801-3
3180	N3180	6449	N6449	7735-2	N7735-2	7937-7	N7801-7
3185	N3185	6468	N6469	7735-10	N7735-10	7939-3	N7939-3
3187	N3187	6469	N6469	7742	N7742	7942-2	N7942-2
3188	N3188	6470	N6470	7744-2	N7744-2	7966-2	N7966-2
3191	N3191	6471	N6471	7745-2	N7745-2	7969-2	N7969-2
3196	N3196	6472	N6472	7746-2	N7746-2	7973	N7973
3198	N3198	6473	N6473	7748	N7748	8103-7	N8103-7
3204	N3204	6475	N6475	7749-3	N7749-3	8103-11	N8103-11
3205	N3205	6476	N6476	7749-11	N7749-11	8106-7	N13240
3213	N3213	6480	N6480	7750	N7750	8112-5	N8112-5
3214	N3214	6481	N6481	7751	N7760	8114-3	N8114-3
3217	N3217	6482	N6482	7752	N7752	8119-7	N8119-7
3221	N3221	6483	N6483	7753	N7753	8127-11	N8127-11
3223	N3223	6484	N6484	7755-3	N7755-3	8128	N13482
3224	N3224	6485	N6485	7755-11	N7755-11	8130-11	N8130-11
3225	N3225	6486	N6486	7756-3	N7756-3	8137-7	N8137-7
3226	N3226	6487	N6487	7756-7	N7756-7	8137-11	N8137-11
3230	N3230	6488	N6488	7760	N7760	8155-3	N8155-3
3231	N3231	6489	N6489	7764	N7764	8156-3	N8156-3
3232	N3232	6490	N6490	7765	N7765	8160-5	N8160-5
3238	N3238	6491	N6491	7768	N7768	8160-7	N8160-7
3239	N3239	6492	N6492	7769	N7769	8160-11	N8160-11
3240	N3240	6493	N6493	7770	N7770	8165-3	N8165-3
3241	N3241	6494	N6494	7771	N7771	8165-7	N8165-7
3242	N3242	6495	N6495	7773	N7773	8165-11	N8165-11
3246	N3246	6497	N6497	7774	N7774	8166-11	N8166-11
3247	N3247	6498	N6498	7775	N7775	8167-11	N8167-11
3257	N17466	6499	N6499	7776	N7776	8169-11	N8169-11
3258	N17466	6642	N6642	7777	N7777	8169-7	N8169-7
3261	N3261	6643	N6643	7780	N7780	8171-7	N8171-7
3262	N3262	6645	N6645	7780A	N7780A	8172-7	N8172-7
3263	N3263	6646	N6646	7781	N7781	8173-2	N8173-2
3264	N3264	6647	N6647	7784	N7784	8179-7	N7861-7
3266	N3266	6651	N6651	7786	N7786	8183-5	N8183-5
3267	N3267	6652	N6652	7787	N7787	8188-11	N8188-11
3268	N3268	6655	N6655	7788	N7788	8189-7	N8189-7
3269	N3269	6656	N6656	7790	N7790	8192-5	N8192-5
3270	N3270	6657	N6657	7791	N7791	8193-5	N8193-5
3271	N3271	6658	N6658	7792	N7792	8194-7	N8194-7
3272	N3272	6669	N6669	7793	N7793	8197-7	N8197-7
3273	N3273	6670	N6670	7794	N7794	8199-2	N8199-2
3274	N3274	6674	N6674	7795	N7795	8200-11	N8200-11
3300	N17037	6676	N6676	7796	N7796	8202-7	N8202-7
3508	N3510	6677	N6677	7797	N7797	8203-5	N8203-5
3508M	N3510M	6678	N6678	7798	N7798	8204-11	N8204-11
3510	N3510	6749	N6749	7799	N7799	8206-5	N8206-5
3510M	N3510M	6757	N6757	7801-3	N7801-3	8208-2	N8208-2
3562	N6313	6782	N6782	7801-7	N7801-7	8209-5	N8209-5
3631	N3631	6785	N6785	7801-11	N7801-11	8213-7	N8213-7
3664	N3631	6786	N6786	7802-3	N7802-3	8215	N8215
3733	N3733	7072-3	N7705-3	7802-11	N7802-11	8216-5	N8216-5
3764	N6469	7072-9	N7705-9	7806-2	N7806-2	8217-3	N8114-3
3800	N3838	7072-12	N7705-12	7819-11	N7933-11	8219-5	N8219-5
3838	N3838	7088-2	N7732-2	7820-11	N7820-11	8220	N8220
6310	N6310	7088-10	N7732-10	7830-9	N7830-9	8222-3	N8222-3
6312	N6312	7127-3	N7127-3	7858-11	N7858-11	8223-7	N8223-7
6313	N6313	7127-6	N7127-6	7860-3	N7860-3	8224-11	N8224-11
6315	N6315	7127-9	N7127-9	7860-7	N7860-7	8225-7	N8225-7
6316	N6316	7127-12	N7127-12	7860-11	N7860-11	8226-11	N8226-11
6330	N6330	7134-12	N7290-12	7861-3	N7861-3	8227-5	N8206-5
6331	N6331	7273-3	N7273-3	7861-7	N7861-7	8228-7	N8228-7
6339	N6339	7273-9	N7273-9	7861-11	N7861-11	8229-7	N8229-7
6343	N6469	7273-12	N7273-12	7864-11	N7864-11	8230-7	N8230-7
6407	N6407	7290-12	N7290-12	7873-11	N7902-11	8231-5	N8231-5
6413	N6413	7292-9	N7830-9	7888-3	N7888-3	8232	N8232
6415	N6415	7294-3	N7294-3	7888-11	N7888-11	8233-7	N8233-7
6416	N6416	7294-9	N7294-9	7901-2	N7901-2	8234-5	N8234-5
6418	N6418	7294-12	N7294-12	7902-11	N7902-11	8235	N8235
6419	N6419	7705-3	N7705-3	7910-3	N7910-3	8237	N8237
6426	N6331	7705-9	N7705-9	7914-11	N7914-11	8239	N8239

## Reman to New / Reman à nouveau / Reconstruído a nuevo

Reman Reman Reconstruido	New Nouveau Nuevo	Reman Reman Reconstruido	New Nouveau Nuevo	Reman Reman Reconstruido	New Nouveau Nuevo	Reman Reman Reconstruido	New Nouveau Nuevo
8241	N8241	8444	N8444	13305	N13305	13613	N13613
8242-5	N8242-5	8445	N8445	13306	N13306	13636	N13636
8243-5	N8243-5	8446	N8446	13307	N13307	13637	N13637
8245	N8245	8447	N8447	13308	N13308	13638	N13638
8246-5	N8246-5	8472	N8472	13309	N13309	13639	N13639
8247	N8247	8473	N8473	13310	N13310	13643	N13643
8248-11	N8248-11	8478	N8478	13311	N13311	13644	N13644
8249-7	N8249-7	8479	N8479	13312	N13312	13645	N13645
8250	N8250	8483	N8483	13313	N13313	13646	N13646
8251	N8251	8484	N8484	13316	N13316	13648	N13648
8252	N8252	8489	N8489	13325	N13325	13649	N13649
8253	N8253	8497	N8497	13326	N13326	13658	N13380
8254	N8254	8498	N8498	13329	N13329	13664	N13664
8255	N8255	8516	N8516	13334	N13334	13671	N13671
8256	N8256	8519	N8519	13336	N13336	13673	N13673
8258	N8258	8521	N8521	13339	N13241	13675	N13675
8259	N8259	11008	N11008	13341	N13341	13677	N13677
8260	N8260	11011	N11011	13350	N13350	13680	N13680
8261	N8261	11015	N11015	13351	N13351	13692	N13692
8263	N8263	11016	N11016	13352	N13352	13700	N13700
8264	N8264	11017	N11017	13354	N13354	13701	N13701
8265	N8265	11018	N11018	13380	N13380	13702	N13702
8266	N8266	11023	N11023	13381	N13381	13706	N13706
8267	N8267	11026	N11026	13382	N13382	13712	N13712
8268	N8268	11030	N11030	13396	N13396	13713	N13713
8269	N8269	11033	N11033	13397	N13397	13715	N13715
8270-7	N8270-7	11034	N11034	13398	N14668	13718	N13718
8272-11	N8272-11	11047	N11047	13407	N13407	13719	N13719
8273	N8273	11063	N11063	13415	N13415	13720	N13720
8274	N8274	11073	N11073	13443	N13443	13721	N13721
8275-2	N8275-2	11075	N11075	13445	N13445	13728	N13728
8276-7	N8276-7	11076	N11076	13446	N13446	13735	N13735
8277	N8277	11086	N11086	13448	N13448	13741	N13741
8278	N8278	11113	N11113	13453	N13453	13742	N13742
8280	N8280	11121	N11121	13458	N13381	13744	N13744
8281	N8281	11136	N11136	13470	N13470	13745	N13745
8283	N8283	11146	N11146	13473	N13473	13746	N13746
8284	N8284	11150	N11150	13474	N13474	13747	N13747
8287	N8287	11176	N11176	13482	N13482	13754	N13754
8290	N8290	11185	N11185	13485	N13485	13755	N13755
8292	N8292	11191	N11191	13486	N13486	13756	N13756
8293	N8293	11195	N11195	13492	N13492	13757	N13757
8300	N8300	11231	N11231	13496	N13496	13759	N13759
8301	N8301	11234	N11234	13497	N13497	13760	N13760
8302	N8302	11258	N11258	13499	N13499	13763	N13763
8303	N8303	11306	N11306	13503	N13556	13764	N13764
8304	N8304	11341	N11341	13507	N13507	13765	N13765
8305	N8305	11390	N11390	13509	N13509	13766	N13766
8306	N8306	11392	N11392	13512	N13512	13767	N13767
8307	N8307	11543	N11543	13520	N13520	13769	N13769
8308	N8308	12382	N12382	13521	N13521	13770	N13770
8309	N8309	12383	N12383	13522	N13521	13771	N13771
8310	N8310	12384	N12384	13529	N13529	13777	N13777
8311	N8311	12385	N12385	13531	N13531	13778	N13778
8312	N8312	13184	N13184	13533	N13533	13781	N13781
8313	N8313	13185	N13256	13537	N13537	13783	N13783
8314	N8314	13188	N13188	13538	N13538	13785	N13785
8315	N8315	13190	N13190	13539	N13539	13787	N13787
8316	N8316	13196	N13196	13552	N13552	13789	N13789
8317	N8317	13240	N13240	13556	N13556	13790	N13790
8318	N8318	13241	N13241	13557	N13557	13791	N13791
8401	N8401	13245	N13245	13558	N13558	13794	N13794
8402	N8402	13249	N13249	13559	N13559	13795	N13795
8403	N8403	13250	N13250	13564	N13564	13801	N13801
8404	N8404	13256	N13256	13575	N13575	13805	N13805
8405	N8405	13275	N13275	13577	N13577	13806	N13806
8406	N8406	13277	N13277	13578	N13578	13820	N13820
8407	N8407	13280	N13280	13580	N13580	13821	N13821
8408	N8408	13285	N13285	13585	N13585	13822	N13822
8429	N8429	13287	N13287	13586	N13586	13823	N13823
8436	N8436	13289	N13289	13592	N13592	13824	N13824
8437	N8437	13294	N13294	13593	N13593	13825	N13825
8440	N8440	13301	N13301	13594	N13594	13826	N13826
8442	N8442	13302	N13302	13610	N13610	13827	N13827
8443	N8443	13304	N13304	13612	N13612	13828	N13828

**Reman to New / Reman à nouveau / Reconstruido a nuevo**

Reman Reman Reconstruido	New Nouveau Nuevo	Reman Reman Reconstruido	New Nouveau Nuevo	Reman Reman Reconstruido	New Nouveau Nuevo	Reman Reman Reconstruido	New Nouveau Nuevo
13829	N13829	13996	N13996	17266	N17266	17693	N17693
13835	N13835	14231	N14231	17285	N17285	17695	N17713
13839	N13839	14436	N14436	17288	N17288	17702	N17702
13842	N13842	14461	N14461	17407	N17407	17703	N17703
13844	N13844	14611	N14611	17408	N17408	17704	N17704
13846	N13846	14661	N14661	17415	N17415	17706	N17706
13852	N13852	14668	N14668	17416	N17416	17708	N17708
13853	N13853	14671	N14671	17417	N17417	17709	N17709
13854	N13854	14679	N14679	17420	N17125	17712	N17712
13859	N13859	14680	N14680	17425	N17425	17713	N17713
13860	N13860	14820	N14820	17454	N17454	17715	N17715
13863	N13863	14849	N14611	17460	N17460	17717	N17717
13865	N13865	14855	N14855	17461	N17461	17721	N17721
13866	N13866	14859	N14859	17464	N17464	17723	N17723
13868	N13868	14931	N14931	17465	N17465	17725	N17725
13869	N13869	14989	N14989	17466	N17466	17726	N17726
13870	N13870	16445	N16445	17467	N17467	17727	N17727
13871	N13871	16514	N16940	17469	N17469	17728	N17728
13872	N13872	16658	N16658	17470	N17470	17729	N17729
13873	N13873	16711	N16805	17474	N17474	17730	N17730
13873CP	N13873CP	16737	N16737	17478	N17478	17731	N17731
13874	N13874	16790	N16831	17479	N17479	17732	N17732
13876	N13876	16805	N16805	17480	N17480	17733	N17733
13877	N13877	16817	N16817	17491	N17464	17735	N17735
13878	N13878	16884	N16975	17493	N17493	17736	N17736
13879	N13879	16890	N16890	17497	N17497	17737	N17727
13880	N13880	16893	N17263	17508	N17508	17738	N17738
13882	N13882	16922	N16922	17509	N17509	17740	N17740
13884	N13884	16933	N16933	17516	N17516	17741	N17741
13885	N13885	16939	N16939	17517	N17517	17744	N17744
13886	N13886	16940	N16940	17519	N17519	17745	N17745
13889	N13889	16957	N16445	17521	N17523	17746	N17746
13892	N13892	16960	N16890	17523	N17523	17747	N17747
13893	N13893	16963	N16963	17524	N17524	17748	N17748
13896	N13896	16975	N16975	17526	N17526	17749	N17749
13898	N13898	16978	N17263	17529	N17529	17751	N17751
13899	N13899	16980	N16980	17532	N17532	17753	N17753
13900	N13900	16992	N16992	17533	N17533	17754	N17754
13906	N13906	17002	N17256	17534	N17534	17755	N17755
13910	N13910	17006	N17006	17535	N17535	17761	N17761
13911	N13911	17013	N17013	17536	N17735	17762	N17762
13912	N13912	17020	N17216	17546	N17546	17763	N17763
13913	N13913	17030	N17030	17548	N17548	17764	N17764
13916	N13916	17037	N17037	17557	N17557	17765	N17765
13918	N13918	17047	N17210	17559	N17559	17766	N17766
13920	N13920	17084	N17466	17560	N17560	17768	N17768
13930	N13930	17091	N17091	17561	N17561	17771	N17771
13931	N13931	17125	N17125	17562	N17562	17772	N17772
13932	N13932	17131	N17131	17563	N17563	17774	N17774
13933	N13933	17132	N17132	17564	N17564	17775	N17775
13937	N13937	17133	N17133	17570	N17570	17777	N17774
13938	N13938	17135	N17135	17571	N17571	17778	N17778
13939	N13939	17140	N17140	17573	N17573	17779	N17779
13940	N13940	17142	N17142	17574	N17574	17780	N17780
13943	N13943	17146	N17146	17577	N17577	17781	N17781
13944	N13944	17151	N17133	17578	N17578	17783	N17783
13945	N13945	17161	N17161	17579	N17579	17784	N17784
13947	N13947	17170	N17170	17581	N17581	17785	N17785
13948	N13948	17180	N17180	17582	N17582	17786	N17786
13956	N13956	17189	N17189	17584	N17584	17790	N17790
13958	N13958	17194	N17194	17587	N17587	17791	N17791
13960	N13960	17196	N17196	17591	N17591	17793	N17793
13964	N13964	17197	N17197	17592	N17592	17794	N17794
13966	N13966	17206	N17194	17661	N17661	17795	N17795
13968	N13968	17210	N17210	17665	N17665	17796	N17796
13969	N13969	17215	N17215	17667	N17667	17798	N17798
13970	N13970	17216	N17216	17668	N17668	17799	N17799
13973	N13973	17217	N17217	17670	N17670	17800	N17800
13980	N13980	17221	N17221	17671	N17671	17801	N17801
13985	N13985	17227	N17227	17672	N17672	17802	N17802
13987	N13987	17236	N17236	17680	N17680	17805	N17805
13988	N13988	17242	N17242	17683	N17683	17806	N17806
13989	N13989	17246	N17246	17684	N17684	17809	N17809
13993	N13993	17256	N17256	17685	N17685	17810	N17810
13995	N13995	17263	N17263	17688	N17688	17819	N17819

**Reman to New / Reman à nouveau / Reconstruido a nuevo**

Reman Reman Reconstruido	New Nouveau Nuevo	Reman Reman Reconstruido	New Nouveau Nuevo	Reman Reman Reconstruido	New Nouveau Nuevo	Reman Reman Reconstruido	New Nouveau Nuevo
17823	N17823						
17825	N17825						
17826	N17826						
17827	N17827						
17829	N17829						
17830	N17830						
17831	N17831						
17834	N17834						
17835	N17835						
17841	N17841						
17844	N17844						
17845	N17845						
17848	N17848						
17849	N17849						
17859	N17859						
17866	N17866						
17868	N17868						
17870	N17870						
17872	N17872						
17876	N17876						
17879	N17879						
17882	N17882						
17892	N17892						
17893	N17893						
17930	N17930						
17933	N17933						
17937	N17937						
17938	N17938						
17939	N17939						
17949	N17949						
17950	N17950						
17960	N17960						
17994	N17994						
17997	N17997						
18360	N18360						
19009	N19009						
19059	N19059						
19060	N19060						
19063	N19063						
19082	N19082						

# BUYER'S GUIDE / GUIDE DE L'ACHETEUR / GUÍA DEL COMPRADOR

Year Année Año	Application Application Aplicación	Year Année Año	Application Application Aplicación	Year Année Año	Application Application Aplicación
<b>3110</b>		<b>3124 - continued</b>		<b>3131 - continued</b>	
55	FORD CLUB	70-63	FORD FALCON	70-65	MERCURY MARQUIS
55-54	FORD COUNTRY SEDAN	63	FORD FORD 300	63-62	MERCURY METEOR
55-54	FORD COUNTRY SQUIRE	77-65	FORD F-SERIES PICKUPS	77-75	MERCURY MONARCH
55-54	FORD COURIER SEDAN DELIVERY	74-63	FORD GALAXIE	68-65	MERCURY MONTCLAIR
54	FORD CRESTLINE	77-75	FORD GRANADA	70-68	MERCURY MONTEGO
55-54	FORD CUSTOMLINE	77-65	FORD LTD	70-65	MERCURY MONTEREY
55	FORD FAIRLANE	77	FORD LTD II	66-64	MERCURY OLDER MODELS
55-54	FORD F-SERIES PICKUPS	77-70	FORD MAVERICK	68-65	MERCURY PARKLANE
55-54	FORD MAINLINE	77-69	FORD MINI MOTORHOME	67-62	MERCURY VILLAGER CAR
55-54	FORD OLDER MODELS	73-65	FORD MUSTANG	67-66	MERCURY VOYAGER
55-54	FORD RANCH WAGON	77-75	FORD MUSTANG II	<b>3132</b> <b>N3185</b>	
55-54	FORD SKYLINER	65-62	FORD OLDER MODELS	77-66	FORD BRONCO
55-54	FORD SUNLINER	77-65	FORD P-SERIES TRUCKS	64-63	FORD CLUB
55	FORD THUNDERBIRD	74-63	FORD RANCH WAGON	72-63	FORD COUNTRY SEDAN
55-54	FORD VICTORIA	77-63	FORD RANCHERO	72-63	FORD COUNTRY SQUIRE
<b>3115</b>		63	FORD SPRINT	72-62	FORD CUSTOM
61-56	FORD CLUB	64-63	FORD SUNLINER	77-65	FORD E-SERIES VANS
61-56	FORD COUNTRY SEDAN	77	FORD THUNDERBIRD	70-62	FORD FAIRLANE
61-56	FORD COUNTRY SQUIRE	76-68	FORD TORINO	70-63	FORD FALCON
60-56	FORD COURIER SEDAN DELIVERY	64-63	FORD VICTORIA	63	FORD FORD 300
60-57	FORD CUSTOM	67-64	MERCURY CALIENTE	77-65	FORD F-SERIES PICKUPS
56	FORD CUSTOMLINE	73-71	MERCURY COLONY PARK	72-63	FORD GALAXIE
58-57	FORD DEL RIO WAGON	77-62	MERCURY COMET	77-75	FORD GRANADA
61-56	FORD FAIRLANE	67	MERCURY COMMUTER	72-65	FORD LTD
61-56	FORD F-SERIES PICKUPS	77-67	MERCURY COUGAR	76-71	FORD MAVERICK
61-59	FORD GALAXIE	63	MERCURY COUNTRY CRUISER	77-69	FORD MINI MOTORHOME
56	FORD MAINLINE	71-64	MERCURY CYCLONE	73-65	FORD MUSTANG
61-56	FORD OLDER MODELS	73-68	MERCURY MARQUIS	65-62	FORD OLDER MODELS
56	FORD PARK LANE WAGON	63-62	MERCURY METEOR	77-65	FORD P-SERIES TRUCKS
61-56	FORD RANCH WAGON	77-75	MERCURY MONARCH	72-63	FORD RANCH WAGON
59-57	FORD RANCHERO	76-68	MERCURY MONTEGO	77-63	FORD RANCHERO
59-56	FORD SKYLINER	73-71	MERCURY MONTEREY	63	FORD SPRINT
61-60	FORD STARLINER	67-63	MERCURY VILLAGER CAR	64-63	FORD SUNLINER
61-56	FORD SUNLINER	67-66	MERCURY VOYAGER	76-68	FORD TORINO
61-56	FORD THUNDERBIRD	<b>3128</b>		64-63	FORD VICTORIA
61-56	FORD VICTORIA	63-62	FORD F-SERIES PICKUPS	67-64	MERCURY CALIENTE
61	MERCURY COLONY PARK	67-61	FORD P-SERIES TRUCKS	76-62	MERCURY COMET
61	MERCURY COMMUTER	64-62	FORD RANCHERO	67	MERCURY COMMUTER
61	MERCURY MARQUIS	<b>3131</b>		74-67	MERCURY COUGAR
61	MERCURY METEOR	74-72	FORD BRONCO	63	MERCURY COUNTRY CRUISER
61	MERCURY MONTCLAIR	67-62	FORD CLUB	71-64	MERCURY CYCLONE
61	MERCURY MONTEREY	71-62	FORD COUNTRY SEDAN	71-68	MERCURY MARQUIS
61-58	MERCURY OLDER MODELS	71-62	FORD COUNTRY SQUIRE	63-62	MERCURY METEOR
61	MERCURY PARKLANE	71-65	FORD CUSTOM	77-75	MERCURY MONARCH
<b>3123</b>		70-60	FORD E-SERIES VANS	76-68	MERCURY MONTEGO
64-62	FORD CLUB	70-63	FORD FAIRLANE	71	MERCURY MONTEREY
64-62	FORD COUNTRY SEDAN	69-61	FORD FALCON	67-63	MERCURY VILLAGER CAR
64-62	FORD COUNTRY SQUIRE	63	FORD FORD 300	67-66	MERCURY VOYAGER
64-62	FORD CUSTOM	76-65	FORD F-SERIES PICKUPS	<b>3133</b>	
64-62	FORD FAIRLANE	71-63	FORD GALAXIE	84-83	AMC EAGLE
63	FORD FORD 300	77-75	FORD GRANADA	87-84	JEEP CHEROKEE
64-62	FORD F-SERIES PICKUPS	71-65	FORD LTD	86-83	JEEP CJ SERIES
64-61	FORD GALAXIE	77-69	FORD MAVERICK	87-86	JEEP COMANCHE PICKUP
64-62	FORD OLDER MODELS	71-69	FORD MINI MOTORHOME	85-83	JEEP SCRAMBLER
64-62	FORD P-SERIES TRUCKS	76-73	FORD MOTORHOME	87-84	JEEP WAGONEER
64-62	FORD RANCH WAGON	70-65	FORD MUSTANG	<b>3135</b>	
64-62	FORD SUNLINER	65-64	FORD OLDER MODELS	74-65	FORD BRONCO
64-62	FORD THUNDERBIRD	77-68	FORD P-SERIES TRUCKS	67-66	FORD CLUB
64-62	FORD VICTORIA	71-62	FORD RANCH WAGON	67-65	FORD COUNTRY SEDAN
64-61	MERCURY COLONY PARK	71-62	FORD RANCHERO	67-65	FORD COUNTRY SQUIRE
64-62	MERCURY COMMUTER	63	FORD SPRINT	67-66	FORD E-SERIES VANS
64-63	MERCURY MARAUDER	63	FORD SUNLINER	69-66	FORD FAIRLANE
64-62	MERCURY MARQUIS	68-64	FORD THUNDERBIRD	70-66	FORD FALCON
64-62	MERCURY MONTCLAIR	70-68	FORD TORINO	77-75	FORD GRANADA
64-62	MERCURY MONTEREY	63	FORD VICTORIA	77-69	FORD MAVERICK
64-62	MERCURY OLDER MODELS	67-58	LINCOLN CONTINENTAL	70-66	FORD MUSTANG
64-62	MERCURY PARKLANE	67-65	MERCURY BREEZEWAY	67-66	FORD RANCH WAGON
<b>3124</b>		67	MERCURY BROUGHAM	69-66	FORD RANCHERO
77-66	FORD BRONCO	67-64	MERCURY CALIENTE	68	FORD TORINO
64-63	FORD CLUB	67-66	MERCURY CAPRI	67-66	MERCURY CALIENTE
74-63	FORD COUNTRY SEDAN	70-65	MERCURY COLONY PARK	67-66	MERCURY CAPRI
77-63	FORD COUNTRY SQUIRE	77-60	MERCURY COMET	77-66	MERCURY COMET
77-62	FORD CUSTOM	67-65	MERCURY COMMUTER	68	MERCURY CYCLONE
77-65	FORD E-SERIES VANS	70-67	MERCURY COUGAR	77-75	MERCURY MONARCH
70-62	FORD FAIRLANE	69-64	MERCURY CYCLONE	68	MERCURY MONTEGO
		70-65	MERCURY MARAUDER		

# BUYER'S GUIDE / GUIDE DE L'ACHETEUR / GUÍA DEL COMPRADOR

Year Année Año	Application Application Aplicación	Year Année Año	Application Application Aplicación	Year Année Año	Application Application Aplicación
<b>3135 - continued</b>		<b>3153 - continued</b>		<b>3180 - continued</b>	
67-66	MERCURY VILLAGER CAR	80-77	FORD LTD	86-80	FORD LTD
67-66	MERCURY VOYAGER	79-77	FORD LTD II	91-80	FORD MUSTANG
<b>3142</b>		77	FORD MAVERICK	90-80	FORD THUNDERBIRD
74-69	FORD COUNTRY SEDAN	79-77	FORD MINI MOTORHOME	87-80	LINCOLN CONTINENTAL
76-69	FORD COUNTRY SQUIRE	80-79	FORD MUSTANG	89-80	LINCOLN MARK SERIES
76-69	FORD CUSTOM	78-77	FORD MUSTANG II	89-81	LINCOLN TOWN CAR
77-75	FORD E-SERIES VANS	79-77	FORD RANCHERO	80	LINCOLN VERSAILLES
70	FORD FAIRLANE	80-77	FORD THUNDERBIRD	86-80	MERCURY CAPRI
70	FORD FALCON	80	LINCOLN CONTINENTAL	90-80	MERCURY COLONY PARK
77-73	FORD F-SERIES PICKUPS	80	LINCOLN MARK SERIES	90-80	MERCURY COUGAR
74-69	FORD GALAXIE	80-77	LINCOLN VERSAILLES	90-80	MERCURY MARQUIS
77-69	FORD LTD	80-79	MERCURY CAPRI	82-80	MERCURY MONARCH
76-73	FORD MOTORHOME	80-79	MERCURY COLONY PARK	83-80	MERCURY ZEPHYR
71-69	FORD MUSTANG	77	MERCURY COMET	<b>3181</b>	
77-73	FORD P-SERIES TRUCKS	80-77	MERCURY COUGAR	85-81	FORD ESCORT
76-69	FORD RANCH WAGON	80-78	MERCURY MARQUIS	85-81	FORD EXP
76-70	FORD RANCHERO	80-77	MERCURY MONARCH	83-82	MERCURY LN7
76-68	FORD THUNDERBIRD	80-78	MERCURY ZEPHYR	85-81	MERCURY LYNX
76-70	FORD TORINO	<b>3154</b> <span style="float: right;"><b>N3185</b></span>		<b>3185</b> <span style="float: right;"><b>N3185</b></span>	
77-68	LINCOLN CONTINENTAL	82-77	FORD BRONCO	91-83	FORD BRONCO
77-68	LINCOLN MARK SERIES	82-77	FORD E-SERIES VANS	91-83	FORD E-SERIES VANS
76-69	MERCURY COLONY PARK	79-78	FORD FAIRMONT	91-83	FORD F-SERIES PICKUPS
76-69	MERCURY COUGAR	83-77	FORD F-SERIES PICKUPS	<b>3187</b> <span style="float: right;"><b>N3187</b></span>	
71-70	MERCURY CYCLONE	80-77	FORD GRANADA	91-86	FORD AEROSTAR
70-69	MERCURY MARAUDER	77	FORD MAVERICK	87-84	FORD TEMPO
77-69	MERCURY MARQUIS	79-77	FORD MINI MOTORHOME	87-84	MERCURY TOPAZ
76-70	MERCURY MONTEGO	79-77	FORD RANCHERO	<b>3188</b> <span style="float: right;"><b>N3188</b></span>	
74-69	MERCURY MONTEREY	77	MERCURY COMET	86	FORD AEROSTAR
<b>3149</b>		80-77	MERCURY MONARCH	90-84	FORD BRONCO II
74-69	FORD COUNTRY SEDAN	79-78	MERCURY ZEPHYR	79	FORD MUSTANG
77-69	FORD COUNTRY SQUIRE	<b>3155</b>		78-74	FORD MUSTANG II
77-69	FORD CUSTOM	77	FORD GRANADA	79-75	FORD PINTO
77	FORD F-SERIES PICKUPS	77	FORD MAVERICK	91-83	FORD RANGER
74-69	FORD GALAXIE	77	MERCURY COMET	79-75	MERCURY BOBCAT
77-69	FORD LTD	77	MERCURY MONARCH	79	MERCURY CAPRI
77	FORD LTD II	<b>3157</b>		<b>3189</b>	
77-75	FORD MINI MOTORHOME	81-78	FORD FAIRMONT	90-86	FORD TAURUS
76-69	FORD RANCH WAGON	81-77	FORD GRANADA	90-87	FORD TEMPO
77-72	FORD RANCHERO	77	FORD MAVERICK	86	MERCURY SABLE
77-72	FORD THUNDERBIRD	81-79	FORD MUSTANG	90-87	MERCURY TOPAZ
76-72	FORD TORINO	81-79	MERCURY CAPRI	<b>3191</b> <span style="float: right;"><b>N3191</b></span>	
77	LINCOLN CONTINENTAL	77	MERCURY COMET	87-86	FORD AEROSTAR
77	LINCOLN MARK SERIES	77	MERCURY MONARCH	81-78	FORD FAIRMONT
76-71	MERCURY COLONY PARK	81-78	MERCURY ZEPHYR	81	FORD GRANADA
77-73	MERCURY COUGAR	<b>3160</b>		86-84	FORD LTD
77-70	MERCURY MARQUIS	81-78	FORD FAIRMONT	91-79	FORD MUSTANG
76-72	MERCURY MONTEGO	81	FORD GRANADA	78-74	FORD MUSTANG II
74-71	MERCURY MONTEREY	81-79	FORD MUSTANG	80-71	FORD PINTO
<b>3152</b> <span style="float: right;"><b>N3174</b></span>		81-80	FORD THUNDERBIRD	90-84	FORD RANGER
82-78	FORD BRONCO	81-79	MERCURY CAPRI	88-84	FORD THUNDERBIRD
78-77	FORD COUNTRY SQUIRE	82-80	MERCURY COUGAR	80-75	MERCURY BOBCAT
77	FORD CUSTOM	81-78	MERCURY ZEPHYR	86-79	MERCURY CAPRI
91-77	FORD E-SERIES VANS	<b>3175</b> <span style="float: right;"><b>N3191</b></span>		86-81	MERCURY COUGAR
91-77	FORD F-SERIES PICKUPS	83-81	FORD FAIRMONT	86-84	MERCURY MARQUIS
78-77	FORD LTD	82-81	FORD GRANADA	81-78	MERCURY ZEPHYR
79-77	FORD LTD II	84-83	FORD LTD	89-85	MERCURY XR4TI
79-77	FORD MINI MOTORHOME	83-82	FORD MUSTANG	<b>3193</b>	
77	FORD P-SERIES TRUCKS	84-83	FORD RANGER	85-84	LINCOLN CONTINENTAL
79-77	FORD RANCHERO	84-83	FORD THUNDERBIRD	85-84	LINCOLN MARK SERIES
79-77	FORD THUNDERBIRD	84-81	MERCURY CAPRI	<b>3194</b>	
79-77	LINCOLN CONTINENTAL	84-81	MERCURY COUGAR	87-84	FORD ESCORT
79-77	LINCOLN MARK SERIES	84-83	MERCURY MARQUIS	86-84	FORD TEMPO
79	MERCURY COLONY PARK	83-81	MERCURY ZEPHYR	87-84	MERCURY LYNX
79-77	MERCURY COUGAR	<b>3180</b> <span style="float: right;"><b>N3180</b></span>		86-84	MERCURY TOPAZ
79-77	MERCURY MARQUIS	91-83	FORD BRONCO	<b>3196</b> <span style="float: right;"><b>N3196</b></span>	
<b>3153</b> <span style="float: right;"><b>N3168</b></span>		90-82	FORD COUNTRY SQUIRE	90-85	FORD ESCORT
91-77	FORD BRONCO	91-87	FORD CROWN VICTORIA	88-85	FORD EXP
79-77	FORD COUNTRY SQUIRE	91-83	FORD E-SERIES VANS	87-85	MERCURY LYNX
77	FORD CUSTOM	83-80	FORD FAIRMONT	87-85	MERCURY LYNX
91-77	FORD E-SERIES VANS	91-82	FORD F-SERIES PICKUPS		
80-78	FORD FAIRMONT	82-80	FORD GRANADA		
91-77	FORD F-SERIES PICKUPS				
80-77	FORD GRANADA				

# BUYER'S GUIDE / GUIDE DE L'ACHETEUR / GUÍA DEL COMPRADOR

Year Année Año	Application Application Aplicación	Year Année Año	Application Application Aplicación	Year Année Año	Application Application Aplicación
<b>3198</b>	<b>N3198</b>	<b>3213</b>	<b>N3213</b>	<b>3242</b>	<b>N3242</b>
91-86	FORD TAURUS	97-92	FORD AEROSTAR	92	FORD CROWN VICTORIA
88	LINCOLN CONTINENTAL	92-90	FORD PROBE	92-91	LINCOLN TOWN CAR
91-86	MERCURY SABLE	97-91	FORD RANGER	92	MERCURY MARQUIS
<b>3204</b>	<b>N3204</b>	91	FORD TAURUS	<b>3246</b>	<b>N3246</b>
97-90	FORD TAURUS	94-91	FORD TEMPO	97	FORD F-SERIES PICKUPS
94-92	FORD TEMPO	97-94	MAZDA B SERIES PICKUPS	<b>3247</b>	<b>N3247</b>
95	FORD WINDSTAR	94-91	MERCURY TOPAZ	97	FORD F-SERIES PICKUPS
94-89	LINCOLN CONTINENTAL	<b>3214</b>	<b>N3214</b>	<b>3248</b>	
97-90	MERCURY SABLE	96-91	FORD ESCORT	70-64	DODGE A100
94-92	MERCURY TOPAZ	96-91	MERCURY TRACER	72-65	DODGE B SERIES VANS
<b>3205</b>	<b>N3205</b>	<b>3217</b>	<b>N3217</b>	71-70	DODGE CHALLENGER
96-92	FORD BRONCO	97-91	FORD ESCORT	67-66	DODGE CHARGER
91-90	FORD COUNTRY SQUIRE	97-91	MERCURY TRACER	71-63	DODGE D / W SERIES PICKUPS
91-90	FORD CROWN VICTORIA	<b>3221</b>	<b>N3221</b>	72-70	DODGE DART
96-92	FORD E-SERIES VANS	95-92	FORD CROWN VICTORIA	71-70	PLYMOUTH BARRACUDA
97-92	FORD F-SERIES PICKUPS	97	FORD F-SERIES PICKUPS	72-71	PLYMOUTH SCAMP (CAR)
96-92	FORD MUSTANG	96-94	FORD THUNDERBIRD	72-70	PLYMOUTH VALIANT
96-89	FORD THUNDERBIRD	96-93	LINCOLN MARK SERIES	<b>3257</b>	<b>N17466</b>
92-90	LINCOLN MARK SERIES	95-92	LINCOLN TOWN CAR	66-65	CHRYSLER 300 SERIES
90	LINCOLN TOWN CAR	96-94	MERCURY COUGAR	83-75	CHRYSLER CORDOBA
91-90	MERCURY COLONY PARK	95-92	MERCURY MARQUIS	87-83	CHRYSLER FIFTH AVENUE
96-89	MERCURY COUGAR	<b>3223</b>	<b>N3223</b>	83-81	CHRYSLER IMPERIAL
91-90	MERCURY MARQUIS	96-92	FORD BRONCO	81-77	CHRYSLER LEBARON
<b>3207</b>		96-92	FORD E-SERIES VANS	82-79	CHRYSLER NEW YORKER
74-67	AMC AMBASSADOR	97-92	FORD F-SERIES PICKUPS	81-65	CHRYSLER NEWPORT
69-66	AMC AMERICAN	<b>3224</b>	<b>N3224</b>	87-62	CHRYSLER OLDER MODELS
74-68	AMC AMX	95-90	FORD AEROSTAR	81-65	CHRYSLER TOWN & COUNTRY CAR
76-72	AMC GREMLIN	95-91	FORD EXPLORER	64-63	DODGE 330
76-70	AMC HORNET	95-90	FORD RANGER	64-63	DODGE 440
74-68	AMC JAVELIN	97-94	MAZDA B SERIES PICKUPS	64-63	DODGE 880
67-66	AMC MARLIN	94-91	MAZDA NAVAJO	70-64	DODGE A100
76-71	AMC MATADOR	<b>3225</b>	<b>N3225</b>	80-76	DODGE ASPEN
76-75	AMC PACER	96-92	FORD E-SERIES VANS	87-65	DODGE B SERIES VANS
69	AMC RAMBLER	97-92	FORD F-SERIES PICKUPS	74-70	DODGE CHALLENGER
70-67	AMC REBEL	<b>3226</b>	<b>N3226</b>	78-66	DODGE CHARGER
67	AMC ROGUE	96-92	FORD E-SERIES VANS	76-65	DODGE CORONET
76-74	JEEP CHEROKEE	97-92	FORD F-SERIES PICKUPS	65-62	DODGE CUSTOM
76-72	JEEP CJ SERIES	<b>3230</b>	<b>N3230</b>	87-63	DODGE D / W SERIES PICKUPS
73	JEEP COMMANDO	96-92	FORD E-SERIES VANS	87	DODGE DAKOTA PICKUP
74-72	JEEP DJ SERIES	97-92	FORD F-SERIES PICKUPS	76-62	DODGE DART
76-68	JEEP J SERIES PICKUPS	<b>3231</b>	<b>N3231</b>	87-77	DODGE DIPLOMAT
73-72	JEEP JEEPSTER	95-92	FORD TAURUS	62	DODGE LANCER
76-71	JEEP WAGONEER	<b>3232</b>	<b>N3232</b>	79-78	DODGE MAGNUM
<b>3208</b>		93-92	FORD MUSTANG	83-80	DODGE MIRADA
71-69	AMC AMBASSADOR	97-91	FORD RANGER	78-65	DODGE MONACO
72-70	AMC GREMLIN	97-94	MAZDA B SERIES PICKUPS	70-62	DODGE OLDER MODELS
72-70	AMC HORNET	<b>3233</b>	<b>N3233</b>	67	DODGE P200
72-68	AMC JAVELIN	97-91	FORD EXPLORER	67	DODGE P300
72-71	AMC MATADOR	97-90	FORD RANGER	73-62	DODGE POLARA
69	AMC RAMBLER	97-94	MAZDA B SERIES PICKUPS	87-74	DODGE RAMCHARGER
70-69	AMC REBEL	94-91	MAZDA NAVAJO	77-75	DODGE ROYAL MONACO
<b>3209</b>		<b>3234</b>	<b>N3234</b>	81-79	DODGE ST. REGIS
80-78	AMC AMX	01-97	FORD RANGER	74-64	PLYMOUTH BARRACUDA
83-78	AMC CONCORD	01-98	MAZDA B SERIES PICKUPS	70-62	PLYMOUTH BELVEDERE
87-80	AMC EAGLE	<b>3235</b>	<b>N3235</b>	87-78	PLYMOUTH CARAVELLE
78-77	AMC GREMLIN	96	FORD AEROSTAR	74-70	PLYMOUTH CUDA
77	AMC HORNET	96	FORD EXPLORER	76-70	PLYMOUTH DUSTER
78-77	AMC MATADOR	96	FORD RANGER	63-62	PLYMOUTH FLEET SPECIAL
80-77	AMC PACER	<b>3236</b>	<b>N3236</b>	79-62	PLYMOUTH FURY
83-79	AMC SPIRIT	96	FORD AEROSTAR	87-72	PLYMOUTH GRAN FURY
83-77	JEEP CHEROKEE	96	FORD EXPLORER	68-67	PLYMOUTH GTX
86-77	JEEP CJ SERIES	96	FORD RANGER	69-62	PLYMOUTH OLDER MODELS
87-84	JEEP GRAND WAGONEER	<b>3237</b>	<b>N3237</b>	75-68	PLYMOUTH ROADRUNNER
87-77	JEEP J SERIES PICKUPS	03-97	FORD EXPLORER	74-65	PLYMOUTH SATELLITE
85-81	JEEP SCRAMBLER	09-05	FORD MUSTANG	64-62	PLYMOUTH SAVOY
83-77	JEEP WAGONEER	11-98	FORD RANGER	76-71	PLYMOUTH SCAMP (CAR)
87	JEEP WRANGLER	09-98	MAZDA B SERIES PICKUPS	81-74	PLYMOUTH TRAILDUSTER
<b>3210</b>		<b>3238</b>	<b>N3238</b>	76-62	PLYMOUTH VALIANT
79-78	AMC CONCORD	01-97	FORD RANGER	67	PLYMOUTH VIP
78-77	AMC GREMLIN	<b>3239</b>	<b>N3239</b>	80-76	PLYMOUTH VOLARE
79	AMC SPIRIT	96	FORD AEROSTAR	<b>3258</b>	<b>N17466</b>
		96	FORD EXPLORER	71-66	CHRYSLER 300 SERIES
		96	FORD RANGER	80-75	CHRYSLER CORDOBA
		<b>3240</b>	<b>N3240</b>		
		03-97	FORD EXPLORER		
		09-05	FORD MUSTANG		
		11-98	FORD RANGER		
		09-98	MAZDA B SERIES PICKUPS		
		<b>3241</b>	<b>N3241</b>		
		97	FORD F-SERIES PICKUPS		

# BUYER'S GUIDE / GUIDE DE L'ACHETEUR / GUÍA DEL COMPRADOR

Year Année Año	Application Application Aplicación	Year Année Año	Application Application Aplicación	Year Année Año	Application Application Aplicación
<b>3258 - continued</b>		<b>3267 - continued</b>		<b>3472</b>	
75-66	CHRYSLER IMPERIAL	10-97	FORD F-SERIES PICKUPS	59	DODGE CORONET
79-78	CHRYSLER LEBARON	04-96	FORD MUSTANG	64-60	DODGE DART
80-65	CHRYSLER NEW YORKER	97	FORD THUNDERBIRD	62-61	DODGE LANCER
80-65	CHRYSLER NEWPORT	98-97	LINCOLN MARK SERIES	61-59	DODGE OLDER MODELS
81-65	CHRYSLER OLDER MODELS	98	LINCOLN NAVIGATOR	64-63	DODGE POLARA
79-68	CHRYSLER TOWN & COUNTRY CAR	11-96	LINCOLN TOWN CAR	61-59	PLYMOUTH BELVEDERE
64	DODGE 330	97	MERCURY COUGAR	61-60	PLYMOUTH CUSTOM
64	DODGE 440	04-03	MERCURY MARAUDER	61-60	PLYMOUTH FLEET SPECIAL
64-63	DODGE 880	11-96	MERCURY MARQUIS	61-59	PLYMOUTH FURY
80-76	DODGE ASPEN	<b>3268</b> <span style="float: right;"><b>N3268</b></span>		61-59	PLYMOUTH OLDER MODELS
87-70	DODGE B SERIES VANS	03-97	FORD E-SERIES VANS	61-60	PLYMOUTH SPORT WAGON
74-70	DODGE CHALLENGER	98-97	FORD F-SERIES PICKUPS	61-59	PLYMOUTH SUBURBAN
78-66	DODGE CHARGER	04-97	FORD MUSTANG	63-61	PLYMOUTH VALIANT
76-65	DODGE CORONET	97	FORD THUNDERBIRD	<b>3502</b>	
65-63	DODGE CUSTOM	97	MERCURY COUGAR	81-80	AMC CONCORD
87-63	DODGE D / W SERIES PICKUPS	<b>3269</b> <span style="float: right;"><b>N3269</b></span>		81	AMC EAGLE
76-63	DODGE DART	03-97	FORD E-SERIES VANS	81-80	AMC SPIRIT
79-77	DODGE DIPLOMAT	98-97	FORD F-SERIES PICKUPS	81-78	BUICK CENTURY
79-78	DODGE MAGNUM	04-97	FORD MUSTANG	81-78	BUICK REGAL
80	DODGE MIRADA	97	FORD THUNDERBIRD	81-80	CHEVROLET BEL AIR
78-65	DODGE MONACO	97	MERCURY COUGAR	81-80	CHEVROLET CAMARO
79-70	DODGE MOTORHOME	<b>3270</b> <span style="float: right;"><b>N3270</b></span>		81-80	CHEVROLET CAPRICE
71-64	DODGE OLDER MODELS	99-98	FORD TAURUS	81-78	CHEVROLET EL CAMINO
72-70	DODGE P200	03-96	FORD WINDSTAR	81-80	CHEVROLET IMPALA
72-70	DODGE P300	99-98	MERCURY SABLE	81-78	CHEVROLET MALIBU
73-63	DODGE POLARA	<b>3271</b> <span style="float: right;"><b>N3271</b></span>		81-78	CHEVROLET MONTE CARLO
87-74	DODGE RAMCHARGER	97	FORD AEROSTAR	80-78	CHEVROLET MONZA
77-75	DODGE ROYAL MONACO	97	FORD EXPLORER	81-78	GMC CABALLERO
80-79	DODGE ST. REGIS	97	FORD RANGER	81-80	JEEP CJ SERIES
71-67	PLYMOUTH BARRACUDA	<b>3272</b> <span style="float: right;"><b>N3272</b></span>		81	JEEP SCRAMBLER
70-64	PLYMOUTH BELVEDERE	97	FORD AEROSTAR	81-78	OLDSMOBILE CUTLASS
79-78	PLYMOUTH CARAVELLE	08-97	FORD RANGER	80-78	OLDSMOBILE CUTLASS CALAIS
74-70	PLYMOUTH CUDA	08-97	MAZDA B SERIES PICKUPS	81	PONTIAC BONNEVILLE
78-64	PLYMOUTH FURY	<b>3273</b> <span style="float: right;"><b>N3273</b></span>		81-80	PONTIAC CATALINA
80-72	PLYMOUTH GRAN FURY	97	FORD AEROSTAR	81-80	PONTIAC FIREBIRD
71-67	PLYMOUTH GTX	10-97	FORD EXPLORER	80-78	PONTIAC GRAND AM
71-64	PLYMOUTH OLDER MODELS	10-05	FORD MUSTANG	81-78	PONTIAC GRAND PRIX
75-68	PLYMOUTH ROADRUNNER	11-98	FORD RANGER	81-77	PONTIAC LAURENTIAN
74-65	PLYMOUTH SATELLITE	07-98	MAZDA B SERIES PICKUPS	81-78	PONTIAC LEMANS
64	PLYMOUTH SAVOY	10-98	MERCURY MOUNTAINEER	81-77	PONTIAC PARISIENNE
81-74	PLYMOUTH TRAILDUSTER	<b>3274</b> <span style="float: right;"><b>N3274</b></span>		78	PONTIAC PHOENIX
67	PLYMOUTH VIP	01-97	FORD EXPLORER	80-78	PONTIAC SUNBIRD
80-76	PLYMOUTH VOLARE	01-97	MERCURY MOUNTAINEER	<b>3504</b>	
<b>3261</b> <span style="float: right;"><b>N3261</b></span>		01-97	MERCURY MOUNTAINEER	81-79	BUICK CENTURY
00-95	FORD CONTOUR	<b>3300</b> <span style="float: right;"><b>N17037</b></span>		81-80	BUICK ELECTRA
04-00	FORD FOCUS	84-83	FORD E-SERIES VANS	81-78	BUICK LESABRE
02-99	MERCURY COUGAR	84-83	FORD F-SERIES PICKUPS	81-79	BUICK REGAL
00-95	MERCURY MYSTIQUE	<b>3453</b>		81-80	OLDSMOBILE 98
<b>3262</b> <span style="float: right;"><b>N3262</b></span>		58-57	DODGE CORONET	81-80	OLDSMOBILE CUSTOM CRUISER
00-95	FORD CONTOUR	57	DODGE CUSTOM	81-78	OLDSMOBILE CUTLASS
04-01	FORD ESCAPE	58-57	DODGE D / W SERIES PICKUPS	81-78	OLDSMOBILE CUTLASS CALAIS
03-98	FORD ESCORT	58-57	DODGE OLDER MODELS	81-78	OLDSMOBILE DELTA 88
03-98	FORD ZX2	58-57	PLYMOUTH BELVEDERE	81-78	PONTIAC BONNEVILLE
04-01	MAZDA TRIBUTE	58	PLYMOUTH CUSTOM	81-78	PONTIAC CATALINA
02-99	MERCURY COUGAR	58-57	PLYMOUTH FURY	81-79	PONTIAC FIREBIRD
00-95	MERCURY MYSTIQUE	58-57	PLYMOUTH OLDER MODELS	80-78	PONTIAC GRAND AM
<b>3263</b> <span style="float: right;"><b>N3263</b></span>		58-57	PLYMOUTH SUBURBAN	81-78	PONTIAC GRAND PRIX
00-95	FORD CONTOUR	<b>3460</b>		81	PONTIAC LAURENTIAN
99	MERCURY COUGAR	59	DODGE CORONET	81-78	PONTIAC LEMANS
00-95	MERCURY MYSTIQUE	61-58	DODGE CUSTOM	81	PONTIAC PARISIENNE
<b>3264</b> <span style="float: right;"><b>N3264</b></span>		61-60	DODGE DART	<b>3505</b>	
00	FORD TAURUS	61	DODGE LANCER	75	BUICK APOLLO
01-95	LINCOLN CONTINENTAL	60	DODGE MATADOR	77	BUICK CENTURY
00	MERCURY SABLE	61-59	DODGE OLDER MODELS	77	BUICK ELECTRA
<b>3266</b> <span style="float: right;"><b>N3266</b></span>		61-60	DODGE POLARA	77	BUICK ESTATE WAGON
99-96	FORD TAURUS	62-59	PLYMOUTH BELVEDERE	77	BUICK LESABRE
99-96	MERCURY SABLE	61-59	PLYMOUTH CUSTOM	77	BUICK REGAL
<b>3267</b> <span style="float: right;"><b>N3267</b></span>		61-60	PLYMOUTH FLEET SPECIAL	77	BUICK RIVIERA
11-96	FORD CROWN VICTORIA	62-59	PLYMOUTH FURY	77-75	BUICK SKYLARK
12-97	FORD E-SERIES VANS	61-59	PLYMOUTH OLDER MODELS	77-75	CADILLAC SEVILLE
98-97	FORD EXPEDITION	61-60	PLYMOUTH SPORT WAGON	70-68	OLDSMOBILE 442
		61-59	PLYMOUTH SUBURBAN	73-64	OLDSMOBILE 98
				73-71	OLDSMOBILE CUSTOM CRUISER
				77-63	OLDSMOBILE CUTLASS



# BUYER'S GUIDE / GUIDE DE L'ACHETEUR / GUÍA DEL COMPRADOR

Year Année Año	Application Application Aplicación	Year Année Año	Application Application Aplicación	Year Année Año	Application Application Aplicación
<b>3505 - continued</b>		<b>3510 N3510</b>		<b>3535</b>	
67	OLDSMOBILE DELMONT 88	79-77	BUICK CENTURY	81-80	BUICK SKYLARK
77-64	OLDSMOBILE DELTA 88	77	BUICK REGAL	80	CHEVROLET CITATION
72-64	OLDSMOBILE F85	79-77	BUICK SKYLARK	80	OLDSMOBILE OMEGA
66-64	OLDSMOBILE JETSTAR 88	80-70	CHEVROLET BEL AIR	80	PONTIAC PHOENIX
67-64	OLDSMOBILE OLDER MODELS	72-70	CHEVROLET BISCAYNE	<b>3546</b>	
77-73	OLDSMOBILE OMEGA	81-73	CHEVROLET BLAZER	68-65	AMC AMBASSADOR
76-64	OLDSMOBILE VISTA CRUISER	72-70	CHEVROLET BROOKWOOD	68-64	AMC AMERICAN
71-68	PONTIAC ACADIAN	81-73	CHEVROLET C / K / R / V SERIES PICKUPS	68-64	AMC CLASSIC
77-70	PONTIAC BONNEVILLE	81-70	CHEVROLET CAMARO	67-65	AMC MARLIN
77-70	PONTIAC CATALINA	81-70	CHEVROLET CAPRICE	69	AMC RAMBLER
70	PONTIAC EXECUTIVE	73-70	CHEVROLET CHEVELLE	68-64	AMC REBEL
77-68	PONTIAC FIREBIRD	81-70	CHEVROLET CORVETTE	79-69	INTERNATIONAL (EXC SCOUT)
75-73	PONTIAC GRAND AM	79-70	CHEVROLET EL CAMINO	74-69	INTERNATIONAL SCOUT
77-69	PONTIAC GRAND PRIX	81-72	CHEVROLET G SERIES VANS	<b>3560</b>	
77	PONTIAC GRAND SAFARI	81-70	CHEVROLET IMPALA	72-62	CHEVROLET BEL AIR
71-64	PONTIAC GTO	72-70	CHEVROLET KINGSWOOD	72-62	CHEVROLET BISCAYNE
76	PONTIAC LAURENTIAN	76-73	CHEVROLET LAGUNA	71-69	CHEVROLET BLAZER
77-63	PONTIAC LEMANS	79-73	CHEVROLET MALIBU	72-69	CHEVROLET BROOKWOOD
76	PONTIAC PARISIENNE	81-70	CHEVROLET MONTE CARLO	72-62	CHEVROLET C / K / R / V SERIES PICKUPS
77	PONTIAC PHOENIX	75	CHEVROLET MONZA	72-67	CHEVROLET CAMARO
70-68	PONTIAC SAFARI	81-72	CHEVROLET MOTORHOME	72-66	CHEVROLET CAPRICE
71-63	PONTIAC TEMPEST	79-68	CHEVROLET NOVA	73-65	CHEVROLET CHEVELLE
77-72	PONTIAC VENTURA	81-73	CHEVROLET P SERIES TRUCKS	69-65	CHEVROLET CORVETTE
<b>3508 N3510</b>		81-73	CHEVROLET SUBURBAN	72-66	CHEVROLET EL CAMINO
80-77	BUICK CENTURY	72-70	CHEVROLET TOWNSMAN	71-68	CHEVROLET G SERIES VANS
78	BUICK LESABRE	81-73	GMC C / K / R / V SERIES PICKUPS	72-62	CHEVROLET IMPALA
80-77	BUICK REGAL	79-70	GMC CABALLERO	72-69	CHEVROLET KINGSWOOD
79-77	BUICK SKYLARK	81-72	GMC G SERIES VANS	67-66	CHEVROLET MALIBU
81-70	CHEVROLET BEL AIR	81-73	GMC JIMMY	75	CHEVROLET MONZA
70	CHEVROLET BISCAYNE	81-72	GMC MOTORHOME	70-68	CHEVROLET NOVA
81-72	CHEVROLET BLAZER	81-73	GMC P SERIES TRUCKS	72-62	CHEVROLET P SERIES TRUCKS
70	CHEVROLET BROOKWOOD	77-71	GMC SPRINT	72-62	CHEVROLET SUBURBAN
81-72	CHEVROLET C / K / R / V SERIES PICKUPS	81-73	GMC SUBURBAN	72-69	CHEVROLET TOWNSMAN
80-75	CHEVROLET CAMARO	79-78	OLDSMOBILE CUTLASS	72-63	GMC C / K / R / V SERIES PICKUPS
80-70	CHEVROLET CAPRICE	77	OLDSMOBILE DELTA 88	70-69	GMC CABALLERO
70	CHEVROLET CHEVELLE	79-77	OLDSMOBILE OMEGA	71-67	GMC G SERIES VANS
80-70	CHEVROLET EL CAMINO	79-78	PONTIAC FIREBIRD	71-69	GMC JIMMY
81-70	CHEVROLET G SERIES VANS	79-78	PONTIAC LAURENTIAN	72-67	GMC P SERIES TRUCKS
80-70	CHEVROLET IMPALA	79-77	PONTIAC LEMANS	72-71	GMC SPRINT
70	CHEVROLET KINGSWOOD	79-78	PONTIAC PARISIENNE	72-67	GMC SUBURBAN
76	CHEVROLET LAGUNA	79-77	PONTIAC PHOENIX	<b>3561</b>	
80-75	CHEVROLET MALIBU	77	PONTIAC VENTURA	66-64	BUICK ELECTRA
80-76	CHEVROLET MONTE CARLO	<b>3510M N3510M</b>		67-65	BUICK GRAND SPORT
79-76	CHEVROLET MONZA	93-92	BUICK ROADMASTER	65-64	BUICK INVICTA
79-75	CHEVROLET NOVA	92-90	CADILLAC FLEETWOOD	66-64	BUICK LESABRE
81-72	CHEVROLET P SERIES TRUCKS	90-85	CHEVROLET ASTRO VAN	66-64	BUICK RIVIERA
81-72	CHEVROLET SUBURBAN	94-82	CHEVROLET BLAZER	66-65	BUICK SPECIAL
70	CHEVROLET TOWNSMAN	94-82	CHEVROLET C / K / R / V SERIES PICKUPS	66-64	BUICK WILD CAT
81-72	GMC C / K / R / V SERIES PICKUPS	93-82	CHEVROLET CAPRICE	<b>3562 N6313</b>	
80-70	GMC CABALLERO	82	CHEVROLET CORVETTE	81	CHEVROLET BLAZER
81-70	GMC G SERIES VANS	94-82	CHEVROLET G SERIES VANS	81	CHEVROLET C / K / R / V SERIES PICKUPS
81-72	GMC JIMMY	85-82	CHEVROLET IMPALA	81	CHEVROLET SUBURBAN
81-72	GMC P SERIES TRUCKS	86-82	CHEVROLET MOTORHOME	81	GMC C / K / R / V SERIES PICKUPS
77-75	GMC SPRINT	94-82	CHEVROLET P SERIES TRUCKS	81	GMC JIMMY
81-72	GMC SUBURBAN	94-82	CHEVROLET SUBURBAN	81	GMC SUBURBAN
80-75	OLDSMOBILE CUTLASS	94-82	GMC C / K / R / V SERIES PICKUPS	<b>3601</b>	
80	OLDSMOBILE CUTLASS CALAIS	94-82	GMC G SERIES VANS	81	BUICK CENTURY
79-75	OLDSMOBILE OMEGA	91-82	GMC JIMMY	81	BUICK REGAL
79-77	OLDSMOBILE STARFIRE	86-82	GMC MOTORHOME	79	CADILLAC DEVILLE
81-75	PONTIAC FIREBIRD	94-82	GMC P SERIES TRUCKS	79	CADILLAC FLEETWOOD
76-75	PONTIAC LEMANS	90-85	GMC SAFARI VAN	78	CADILLAC SEVILLE
79-77	PONTIAC PHOENIX	94-82	GMC SUBURBAN	79-78	CHEVROLET C / K / R / V SERIES PICKUPS
79	PONTIAC SUNBIRD	93-92	GMC YUKON	79-78	CHEVROLET SUBURBAN
77-75	PONTIAC VENTURA	92	OLDSMOBILE CUSTOM CRUISER	79-78	GMC C / K / R / V SERIES PICKUPS
<b>3508M N3510M</b>		<b>3525</b>		79-78	GMC SUBURBAN
82	CHEVROLET BLAZER	77-75	CHEVROLET MONZA	79-78	OLDSMOBILE 98
88-82	CHEVROLET C / K / R / V SERIES PICKUPS	77-71	CHEVROLET VEGA	79-78	OLDSMOBILE CUSTOM CRUISER
84-82	CHEVROLET G SERIES VANS	77-76	OLDSMOBILE STARFIRE	79	OLDSMOBILE CUTLASS
89-82	CHEVROLET P SERIES TRUCKS	77-75	PONTIAC ASTRE	79	OLDSMOBILE CUTLASS CALAIS
86-82	CHEVROLET SUBURBAN	77-76	PONTIAC SUNBIRD	79-78	OLDSMOBILE DELTA 88
88-82	GMC C / K / R / V SERIES PICKUPS	<b>3533</b>		<b>3629</b>	
84-82	GMC G SERIES VANS	70	CHEVROLET C / K / R / V SERIES PICKUPS	78-68	CADILLAC ELDORADO
82	GMC JIMMY	70	CHEVROLET SUBURBAN		
89-82	GMC P SERIES TRUCKS	70	GMC C / K / R / V SERIES PICKUPS		
86-82	GMC SUBURBAN	70	GMC SUBURBAN		

# BUYER'S GUIDE / GUIDE DE L'ACHETEUR / GUÍA DEL COMPRADOR

Year Année Año	Application Application Aplicación	Year Année Año	Application Application Aplicación	Year Année Año	Application Application Aplicación
<b>3629 - continued</b>		<b>3635 - continued</b>		<b>3664 - continued</b>	
78-73	CHEVROLET MOTORHOME	77-57	CHEVROLET C / K / R / V SERIES PICKUPS	81-63	OLDSMOBILE CUTLASS
78-73	GMC MOTORHOME	67-66	CHEVROLET CAPRICE	85-78	OLDSMOBILE CUTLASS CALAIS
78-68	OLDSMOBILE TORONADO	63-57	CHEVROLET CORVETTE	81-77	OLDSMOBILE DELTA 88
<b>3630</b>		58	CHEVROLET DEL RAY	71-64	OLDSMOBILE F85
62-57	CHEVROLET BEL AIR	67	CHEVROLET EL CAMINO	79-73	OLDSMOBILE OMEGA
62-57	CHEVROLET BISCAYNE	71-64	CHEVROLET G SERIES VANS	80-75	OLDSMOBILE STARFIRE
62-60	CHEVROLET C / K / R / V SERIES PICKUPS	63-57	CHEVROLET IMPALA	65-64	OLDSMOBILE VISTA CRUISER
58	CHEVROLET DEL RAY	67	CHEVROLET MALIBU	71-70	PONTIAC ACADIAN
62-58	CHEVROLET IMPALA	60-57	CHEVROLET OLDER MODELS - CARS	77	PONTIAC ASTRE
60-57	CHEVROLET OLDER MODELS - CARS	61-57	CHEVROLET OLDER MODELS - LT TRUCKS	81-80	PONTIAC BONNEVILLE
61-60	CHEVROLET OLDER MODELS - LT TRUCKS	57	CHEVROLET ONE-FIFTY SERIES	81-77	PONTIAC CATALINA
57	CHEVROLET ONE-FIFTY SERIES	77-61	CHEVROLET P SERIES TRUCKS	81-70	PONTIAC FIREBIRD
62-60	CHEVROLET P SERIES TRUCKS	77-61	CHEVROLET SUBURBAN	79-78	PONTIAC GRAND AM
62-60	CHEVROLET SUBURBAN	57	CHEVROLET TWO-TEN SERIES	81-78	PONTIAC GRAND PRIX
57	CHEVROLET TWO-TEN SERIES	77-57	GMC C / K / R / V SERIES PICKUPS	81-77	PONTIAC LAURENTIAN
61-60	GMC C / K / R / V SERIES PICKUPS	71-64	GMC G SERIES VANS	81-64	PONTIAC LEMANS
61-60	GMC OLDER MODELS	76-69	GMC JIMMY	81-77	PONTIAC PARISIENNE
<b>3631</b>		61-57	GMC OLDER MODELS	79-77	PONTIAC PHOENIX
<b>N3631</b>		77-63	GMC P SERIES TRUCKS	73-68	PONTIAC SAFARI
73-71	BUICK CENTURION	77-63	GMC SUBURBAN	80-76	PONTIAC SUNBIRD
74-73	BUICK CENTURY	60-57	PONTIAC BONNEVILLE	71-64	PONTIAC TEMPEST
81-67	BUICK ELECTRA	60-57	PONTIAC CATALINA	77-71	PONTIAC VENTURA
79-70	BUICK ESTATE WAGON	58-57	PONTIAC CHIEFTAIN	66-65	STUDEBAKER COMMANDER
72-68	BUICK GRAND SPORT	60-57	PONTIAC OLDER MODELS	66-65	STUDEBAKER CRUISER
81-67	BUICK LESABRE	60-57	PONTIAC STAR CHIEF	66-65	STUDEBAKER DAYTONA
74-73	BUICK REGAL	58-57	PONTIAC SUPER CHIEF	66	STUDEBAKER WAGONAIRE
76-67	BUICK RIVIERA	60	PONTIAC VENTURA	<b>3686</b>	
72-65	BUICK SKYLARK	<b>3664</b>		<b>N3631</b>	
69-67	BUICK SPECIAL	75-73	BUICK APOLLO	82	CHEVROLET C / K / R / V SERIES PICKUPS
70-68	BUICK SPORTWAGON	73-72	BUICK CENTURION	90-78	CHEVROLET P SERIES TRUCKS
70-67	BUICK WILDCAT	81-73	BUICK CENTURY	82	CHEVROLET SUBURBAN
76-67	CADILLAC CALAIS	77-64	BUICK ELECTRA	82	GMC C / K / R / V SERIES PICKUPS
81-73	CADILLAC COMMERCIAL CHASSIS	73-70	BUICK ESTATE WAGON	90-78	GMC P SERIES TRUCKS
81-66	CADILLAC DEVILLE	72-67	BUICK GRAND SPORT	82	GMC SUBURBAN
81-66	CADILLAC FLEETWOOD	65-64	BUICK INVICTA	<b>3689</b>	
69	CHEVROLET BEL AIR	81-64	BUICK LESABRE	77	BUICK CENTURY
69	CHEVROLET BISCAYNE	81-73	BUICK REGAL	79-77	BUICK SKYLARK
69	CHEVROLET BROOKWOOD	78-77	BUICK RIVIERA	80-57	CHEVROLET BEL AIR
81-69	CHEVROLET CAMARO	80-75	BUICK SKYHAWK	72-57	CHEVROLET BISCAYNE
81-69	CHEVROLET CAPRICE	79-64	BUICK SKYLARK	72-58	CHEVROLET BROOKWOOD
69	CHEVROLET CHEVELLE	69-64	BUICK SPECIAL	72	CHEVROLET C / K / R / V SERIES PICKUPS
69-66	CHEVROLET CORVETTE	72-64	BUICK SPORTWAGON	82-70	CHEVROLET CAMARO
81-69	CHEVROLET EL CAMINO	70-64	BUICK WILDCAT	76-70	CHEVROLET CAPRICE
81-69	CHEVROLET IMPALA	66-65	CADILLAC CALAIS	73-70	CHEVROLET CHEVELLE
69	CHEVROLET KINGSWOOD	65	CADILLAC DEVILLE	81-70	CHEVROLET CORVETTE
81	CHEVROLET MALIBU	65	CADILLAC FLEETWOOD	58	CHEVROLET DEL RAY
81	CHEVROLET MONTE CARLO	73-62	CHEVROLET BEL AIR	79-70	CHEVROLET EL CAMINO
79	CHEVROLET MONZA	72-62	CHEVROLET BISCAYNE	74-72	CHEVROLET G SERIES VANS
69	CHEVROLET NOVA	74-69	CHEVROLET BLAZER	76-57	CHEVROLET IMPALA
69	CHEVROLET TOWNSMAN	69	CHEVROLET BROOKWOOD	72-70	CHEVROLET KINGSWOOD
81-69	GMC CABALLERO	74-63	CHEVROLET C / K / R / V SERIES PICKUPS	76-73	CHEVROLET LAGUNA
67-65	JEEP GLADIATOR	81-67	CHEVROLET CAMARO	79-73	CHEVROLET MALIBU
71-65	JEEP J SERIES PICKUPS	81-66	CHEVROLET CAPRICE	77-70	CHEVROLET MONTE CARLO
71-65	JEEP OLDER MODELS	73-64	CHEVROLET CHEVELLE	78-76	CHEVROLET MONZA
71-65	JEEP WAGONEER	69-62	CHEVROLET CORVETTE	71	CHEVROLET MOTORHOME
81	OLDSMOBILE 98	81-64	CHEVROLET EL CAMINO	79-68	CHEVROLET NOVA
80-78	PONTIAC BONNEVILLE	74-64	CHEVROLET G SERIES VANS	60-57	CHEVROLET OLDER MODELS - CARS
80-78	PONTIAC CATALINA	81-62	CHEVROLET IMPALA	57	CHEVROLET ONE-FIFTY SERIES
80	PONTIAC LAURENTIAN	69	CHEVROLET KINGSWOOD	73-62	CHEVROLET P SERIES TRUCKS
80	PONTIAC PARISIENNE	81-64	CHEVROLET MALIBU	72-62	CHEVROLET SUBURBAN
<b>3633</b>		81-68	CHEVROLET MONTE CARLO	72-70	CHEVROLET TOWNSMAN
69	CHEVROLET BLAZER	80-75	CHEVROLET MONZA	57	CHEVROLET TWO-TEN SERIES
69-62	CHEVROLET C / K / R / V SERIES PICKUPS	79-60	CHEVROLET NOVA	72	GMC C / K / R / V SERIES PICKUPS
67-66	CHEVROLET CAPRICE	74-62	CHEVROLET P SERIES TRUCKS	79-70	GMC CABALLERO
69-62	CHEVROLET P SERIES TRUCKS	74-63	CHEVROLET SUBURBAN	74-72	GMC G SERIES VANS
69-62	CHEVROLET SUBURBAN	69	CHEVROLET TOWNSMAN	71	GMC MOTORHOME
69-62	GMC C / K / R / V SERIES PICKUPS	74-63	GMC C / K / R / V SERIES PICKUPS	73	GMC P SERIES TRUCKS
69	GMC JIMMY	81-68	GMC CABALLERO	77-71	GMC SPRINT
69	GMC P SERIES TRUCKS	74-64	GMC G SERIES VANS	72	GMC SUBURBAN
69-67	GMC SUBURBAN	74-69	GMC JIMMY	79-76	OLDSMOBILE CUTLASS
<b>3635</b>		74-63	GMC P SERIES TRUCKS	79-77	OLDSMOBILE OMEGA
63-57	CHEVROLET BEL AIR	77-71	GMC SPRINT	79-77	OLDSMOBILE STARFIRE
63-57	CHEVROLET BISCAYNE	74-63	GMC SUBURBAN	60-57	PONTIAC BONNEVILLE
76-69	CHEVROLET BLAZER	71-65	JEEP CJ SERIES	60-57	PONTIAC CATALINA
61-58	CHEVROLET BROOKWOOD	67	JEEP COMMANDO	58-57	PONTIAC CHIEFTAIN
		71-68	JEEP DJ SERIES	82-77	PONTIAC FIREBIRD
		71-65	JEEP JEEPSTER	79-76	PONTIAC LEMANS

# BUYER'S GUIDE / GUIDE DE L'ACHETEUR / GUÍA DEL COMPRADOR

Year Année Año	Application Application Aplicación	Year Année Año	Application Application Aplicación	Year Année Año	Application Application Aplicación
<b>3689 - continued</b>		<b>3741</b>		<b>3838 - continued</b>	
61-57	PONTIAC OLDER MODELS	83-82	BUICK ELECTRA	86-82	PONTIAC BONNEVILLE
79-77	PONTIAC PHOENIX	83-82	BUICK LESABRE	92-85	PONTIAC FIREBIRD
60-57	PONTIAC STAR CHIEF	83	BUICK PARK AVENUE	87-82	PONTIAC GRAND PRIX
79	PONTIAC SUNBIRD	83-82	BUICK REGAL	82	PONTIAC LEMANS
58-57	PONTIAC SUPER CHIEF	83-82	CADILLAC DEVILLE	86-83	PONTIAC PARISIENNE
77-60	PONTIAC VENTURA	83-82	CADILLAC FLEETWOOD	<b>4149</b>	
<b>3696</b>		83-82	CHEVROLET CAPRICE	72-66	INTERNATIONAL (EXC SCOUT)
77	BUICK CENTURY	83	CHEVROLET EL CAMINO	70-69	INTERNATIONAL SCOUT
80-77	BUICK ELECTRA	83-82	CHEVROLET IMPALA	<b>4162</b>	
79-77	BUICK ESTATE WAGON	83-82	CHEVROLET MALIBU	77-60	INTERNATIONAL (EXC SCOUT)
80-75	BUICK LESABRE	83-82	CHEVROLET MONTE CARLO	80-61	INTERNATIONAL SCOUT
78-77	BUICK RIVIERA	83	GMC CABALLERO	<b>5838</b>	
80	CADILLAC ELDORADO	83-82	OLDSMOBILE 98	64-59	FORD CLUB
80-78	CADILLAC SEVILLE	83-82	OLDSMOBILE CUSTOM CRUISER	64-59	FORD COUNTRY SEDAN
71-65	OLDSMOBILE 442	83-82	OLDSMOBILE CUTLASS	64-59	FORD COUNTRY SQUIRE
80-65	OLDSMOBILE 98	85-82	OLDSMOBILE CUTLASS CALAIS	60-57	FORD COURIER SEDAN DELIVERY
80-71	OLDSMOBILE CUSTOM CRUISER	83-82	OLDSMOBILE DELTA 88	64-59	FORD CUSTOM
80-65	OLDSMOBILE CUTLASS	83-82	PONTIAC BONNEVILLE	64-59	FORD FAIRLANE
80-79	OLDSMOBILE CUTLASS CALAIS	83-82	PONTIAC GRAND PRIX	64-63	FORD FALCON
68-67	OLDSMOBILE DELMONT 88	83-82	PONTIAC LEMANS	63	FORD FORD 300
80-65	OLDSMOBILE DELTA 88	83-82	PONTIAC PARISIENNE	64-56	FORD FORD PICKUPS
66-65	OLDSMOBILE DYNAMIC	<b>3742</b>		64-59	FORD GALAXIE
72-65	OLDSMOBILE F85	83-82	BUICK CENTURY	65-64	FORD MUSTANG
65	OLDSMOBILE JETSTAR 88	83-82	CHEVROLET CELEBRITY	64-59	FORD OLDER MODELS
67-65	OLDSMOBILE OLDER MODELS	83-82	OLDSMOBILE CUTLASS CIERA	64-56	FORD RANCH WAGON
77	OLDSMOBILE OMEGA	83-82	PONTIAC 6000	64-57	FORD RANCHERO
66-65	OLDSMOBILE STARFIRE	<b>3764 N6469</b>		59	FORD SKYLARK
77-70	OLDSMOBILE VISTA CRUISER	88-82	CHEVROLET BLAZER	63	FORD SPRINT
80-65	PONTIAC BONNEVILLE	88-83	CHEVROLET G SERIES VANS	61-60	FORD STARLINER
80-65	PONTIAC CATALINA	86-82	CHEVROLET MOTORHOME	64-59	FORD SUNLINER
70-67	PONTIAC EXECUTIVE	88-82	CHEVROLET P SERIES TRUCKS	64-59	FORD THUNDERBIRD
79-67	PONTIAC FIREBIRD	88-82	CHEVROLET SUBURBAN	64-59	FORD VICTORIA
75-73	PONTIAC GRAND AM	88-82	GMC C / K / R / V SERIES PICKUPS	64	MERCURY CALIENTE
77-65	PONTIAC GRAND PRIX	88-83	GMC G SERIES VANS	62-58	MERCURY COLONY PARK
78-71	PONTIAC GRAND SAFARI	88-82	GMC JIMMY	64-62	MERCURY COMET
75-71	PONTIAC GRANDVILLE	86-82	GMC MOTORHOME	62-58	MERCURY COMMUTER
73-65	PONTIAC GTO	88-82	GMC P SERIES TRUCKS	63-59	MERCURY COUNTRY CRUISER
77-76	PONTIAC LAURENTIAN	88-82	GMC SUBURBAN	64	MERCURY CYCLONE
77-65	PONTIAC LEMANS	<b>3800 N3838</b>		62-61	MERCURY MARQUIS
69-65	PONTIAC OLDER MODELS	85-82	BUICK LESABRE	63-61	MERCURY METEOR
77-76	PONTIAC PARISIENNE	87-82	BUICK REGAL	62-58	MERCURY MONTCLAIR
70-65	PONTIAC SAFARI	85-82	CHEVROLET CAPRICE	62-58	MERCURY MONTEREY
66-65	PONTIAC STAR CHIEF	84-82	CHEVROLET EL CAMINO	64-58	MERCURY OLDER MODELS
71-65	PONTIAC TEMPEST	85-82	CHEVROLET IMPALA	62-59	MERCURY PARKLANE
<b>3725</b>		83-82	CHEVROLET MALIBU	64-63	MERCURY VILLAGER CAR
81	BUICK CENTURY	87-82	CHEVROLET MONTE CARLO	59-58	MERCURY VOYAGER
81-80	BUICK ELECTRA	84-82	GMC CABALLERO	<b>6303</b>	
81-80	BUICK LESABRE	87-82	OLDSMOBILE CUTLASS	85-79	BUICK RIVIERA
81	BUICK REGAL	84-82	OLDSMOBILE CUTLASS CALAIS	85-79	CADILLAC ELDORADO
81-80	CADILLAC DEVILLE	85-82	OLDSMOBILE DELTA 88	85-80	CADILLAC SEVILLE
81-80	CADILLAC FLEETWOOD	86-82	PONTIAC BONNEVILLE	85-79	OLDSMOBILE TORONADO
81-80	CHEVROLET C / K / R / V SERIES PICKUPS	89	PONTIAC FIREBIRD	<b>6305</b>	
81-80	CHEVROLET CAPRICE	87-82	PONTIAC GRAND PRIX	85-80	BUICK RIVIERA
81-80	CHEVROLET IMPALA	83-82	PONTIAC LEMANS	85-79	CADILLAC ELDORADO
81-80	CHEVROLET SUBURBAN	85-82	PONTIAC PARISIENNE	85-79	CADILLAC SEVILLE
81-80	GMC C / K / R / V SERIES PICKUPS	<b>3838 N3838</b>		85-79	OLDSMOBILE TORONADO
81-80	GMC SUBURBAN	84-82	BUICK ELECTRA	<b>6307</b>	
81-80	OLDSMOBILE 98	84-82	BUICK LESABRE	83	CHEVROLET CAMARO
81-80	OLDSMOBILE CUSTOM CRUISER	87-82	BUICK REGAL	83	PONTIAC FIREBIRD
81-80	OLDSMOBILE CUTLASS	84-82	CADILLAC COMMERCIAL CHASSIS	<b>6308</b>	
81-80	OLDSMOBILE CUTLASS CALAIS	82	CADILLAC DEVILLE	88-82	BUICK SKYHAWK
81-80	OLDSMOBILE DELTA 88	84-82	CADILLAC FLEETWOOD	88-82	OLDSMOBILE FIRENZA
81-80	PONTIAC BONNEVILLE	92-85	CHEVROLET CAMARO	89-87	PONTIAC GRAND AM
81-80	PONTIAC CATALINA	90-83	CHEVROLET CAPRICE	84-82	PONTIAC J-2000
81	PONTIAC GRAND PRIX	87-84	CHEVROLET CORVETTE	90-89	PONTIAC LEMANS
81-80	PONTIAC LAURENTIAN	87-83	CHEVROLET EL CAMINO	90-88	PONTIAC OPTIMA
81-80	PONTIAC PARISIENNE	85-83	CHEVROLET IMPALA	94-85	PONTIAC SUNBIRD
<b>3733 N3733</b>		83	CHEVROLET MALIBU	<b>6309</b>	
93-82	CHEVROLET BLAZER	88-84	CHEVROLET MONTE CARLO	83	BUICK CENTURY
94-82	CHEVROLET C / K / R / V SERIES PICKUPS	87-83	GMC CABALLERO	91-83	BUICK SKYLARK
93-82	CHEVROLET SUBURBAN	83-82	OLDSMOBILE 98		
94-82	GMC C / K / R / V SERIES PICKUPS	87-84	OLDSMOBILE CUTLASS		
91-82	GMC JIMMY	84	OLDSMOBILE CUTLASS CALAIS		
93-82	GMC SUBURBAN				
93-92	GMC YUKON				

# BUYER'S GUIDE / GUIDE DE L'ACHETEUR / GUÍA DEL COMPRADOR

Year Année Año	Application Application Aplicación	Year Année Año	Application Application Aplicación	Year Année Año	Application Application Aplicación
<b>6309 - continued</b>		<b>6313 - continued</b>		<b>6339 - continued</b>	
87-85	BUICK SOMERSET	86-84	JEEP CHEROKEE	95-90	BUICK REGAL
83	CHEVROLET CAMARO	86	JEEP COMANCHE PICKUP	93-88	BUICK RIVIERA
83	CHEVROLET CELEBRITY	86-84	JEEP WAGONEER	93-87	BUICK SKYLARK
83	CHEVROLET CITATION	90-82	PONTIAC FIREBIRD	87	BUICK SOMERSET
91-85	OLDSMOBILE CUTLASS CALAIS	<b>6315</b> <span style="float: right;"><b>N6315</b></span>		95-92	CHEVROLET LUMINA APV
83	OLDSMOBILE CUTLASS CIERA	89-82	BUICK ELECTRA	95-86	OLDSMOBILE 98
83	OLDSMOBILE OMEGA	90-82	BUICK LESABRE	93-92	OLDSMOBILE ACHIEVA
83	PONTIAC 6000	87-86	BUICK REGAL	91-87	OLDSMOBILE CUTLASS CALAIS
83	PONTIAC FIREBIRD	90-86	CADILLAC FLEETWOOD	93-86	OLDSMOBILE CUTLASS CIERA
91-85	PONTIAC GRAND AM	90-86	CHEVROLET CAPRICE	95-86	OLDSMOBILE DELTA 88
83	PONTIAC PHOENIX	84-82	OLDSMOBILE 98	95-92	OLDSMOBILE SILHOUETTE
<b>6310</b> <span style="float: right;"><b>N6310</b></span>		90-82	OLDSMOBILE CUSTOM CRUISER	92-88	OLDSMOBILE TORONADO
92-82	BUICK CENTURY	88-82	OLDSMOBILE CUTLASS	95-87	PONTIAC BONNEVILLE
85	BUICK ELECTRA	85-82	OLDSMOBILE CUTLASS CALAIS	93-86	PONTIAC GRAND AM
86	BUICK LESABRE	85-82	OLDSMOBILE DELTA 88	95-92	PONTIAC TRANS SPORT
86-84	BUICK SKYLARK	86	PONTIAC PARISIENNE	<b>6343</b> <span style="float: right;"><b>N6469</b></span>	
86-85	BUICK SOMERSET	89-87	PONTIAC SAFARI	88-84	CHEVROLET BLAZER
90-85	CHEVROLET ASTRO VAN	<b>6316</b> <span style="float: right;"><b>N6316</b></span>		88-85	CHEVROLET C / K / R / V SERIES PICKUPS
86-84	CHEVROLET CAMARO	82	AMC CONCORD	88-84	CHEVROLET SUBURBAN
90-84	CHEVROLET CELEBRITY	83-82	AMC EAGLE	88-85	GMC C / K / R / V SERIES PICKUPS
85-84	CHEVROLET CITATION	82	AMC SPIRIT	88-84	GMC JIMMY
90	CHEVROLET LUMINA	82	BUICK LESABRE	88-84	GMC SUBURBAN
90-85	GMC SAFARI VAN	83-82	BUICK REGAL	<b>6401</b>	
85	OLDSMOBILE 98	90-82	CHEVROLET CAMARO	93	ASUNA GT
86-85	OLDSMOBILE CUTLASS CALAIS	83-82	CHEVROLET CAPRICE	93	ASUNA SE
92-82	OLDSMOBILE CUTLASS CIERA	83-82	CHEVROLET EL CAMINO	93-88	PONTIAC LEMANS
86	OLDSMOBILE DELTA 88	83-82	CHEVROLET IMPALA	93-88	PONTIAC OPTIMA
84	OLDSMOBILE OMEGA	83-82	CHEVROLET MALIBU	<b>6407</b> <span style="float: right;"><b>N6407</b></span>	
91-84	PONTIAC 6000	83-82	CHEVROLET MONTE CARLO	90-88	CHEVROLET BLAZER
86-84	PONTIAC FIREBIRD	83-82	GMC CABALLERO	89-88	CHEVROLET C / K / R / V SERIES PICKUPS
85	PONTIAC GRAND AM	83-82	JEEP CJ SERIES	90-88	CHEVROLET S10 PICKUP
84	PONTIAC PHOENIX	83-82	JEEP SCRAMBLER	89-88	GMC C / K / R / V SERIES PICKUPS
<b>6312</b> <span style="float: right;"><b>N6312</b></span>		83-82	OLDSMOBILE CUTLASS	90-88	GMC JIMMY
93-82	BUICK CENTURY	82	OLDSMOBILE CUTLASS CALAIS	90-88	GMC S-15 PICKUP
90-88	BUICK REGAL	82-81	OLDSMOBILE DELTA 88	<b>6413</b> <span style="float: right;"><b>N6413</b></span>	
89-82	BUICK SKYHAWK	83	PONTIAC BONNEVILLE	95-88	BUICK SKYLARK
85-81	BUICK SKYLARK	90-82	PONTIAC FIREBIRD	94-90	CHEVROLET BERETTA
88-82	CADILLAC CIMARRON	83-82	PONTIAC GRAND PRIX	95	CHEVROLET CAVALIER
93-87	CHEVROLET BERETTA	83-82	PONTIAC LEMANS	95-92	OLDSMOBILE ACHIEVA
82	CHEVROLET CAMARO	83-82	PONTIAC PARISIENNE	91-90	OLDSMOBILE CUTLASS
93-82	CHEVROLET CAVALIER	<b>6318</b>		91-87	OLDSMOBILE CUTLASS CALAIS
90-82	CHEVROLET CELEBRITY	84-83	CHEVROLET BLAZER	95-88	PONTIAC GRAND AM
85-81	CHEVROLET CITATION	84-83	CHEVROLET S10 PICKUP	91-90	PONTIAC GRAND PRIX
93-87	CHEVROLET CORSICA	84-83	GMC JIMMY	95	PONTIAC SUNFIRE
93-90	CHEVROLET LUMINA	84-83	GMC S-15 PICKUP	<b>6415</b> <span style="float: right;"><b>N6415</b></span>	
90	CHEVROLET LUMINA APV	<b>6319</b>		95-94	BUICK CENTURY
91-89	ISUZU TROOPER	87-76	CHEVROLET CHEVETTE	95-91	BUICK REGAL
90-88	OLDSMOBILE CUTLASS	87-76	PONTIAC ACADIAN	95-94	BUICK SKYLARK
93-82	OLDSMOBILE CUTLASS CIERA	87-81	PONTIAC T-1000	95-90	CHEVROLET BERETTA
88-82	OLDSMOBILE FIRENZA	<b>6327</b>		95-90	CHEVROLET CAVALIER
84-81	OLDSMOBILE OMEGA	84-82	CADILLAC DEVILLE	95-90	CHEVROLET CORSICA
90	OLDSMOBILE SILHOUETTE	85-82	CADILLAC FLEETWOOD	96-94	CHEVROLET LLV (POSTAL VEHICLE)
91-82	PONTIAC 6000	<b>6330</b> <span style="float: right;"><b>N6330</b></span>		95-91	CHEVROLET LUMINA
88-84	PONTIAC FIERO	88-85	CHEVROLET BLAZER	95-91	CHEVROLET LUMINA APV
82	PONTIAC FIREBIRD	93-87	CHEVROLET LLV (POSTAL VEHICLE)	95	CHEVROLET MONTE CARLO
90-88	PONTIAC GRAND PRIX	93-85	CHEVROLET S10 PICKUP	96-94	CHEVROLET S10 PICKUP
84-82	PONTIAC J-2000	88-85	GMC JIMMY	96-94	GMC SONOMA
84-81	PONTIAC PHOENIX	90-85	GMC S-15 PICKUP	96	ISUZU HOMBRE
86-85	PONTIAC SUNBIRD	93-91	GMC SONOMA	94-91	ISUZU PICKUP
90-87	PONTIAC TEMPEST	<b>6331</b> <span style="float: right;"><b>N6331</b></span>		92-91	ISUZU RODEO
90	PONTIAC TRANS SPORT	86-85	CADILLAC DEVILLE	91	ISUZU TROOPER
<b>6313</b> <span style="float: right;"><b>N6313</b></span>		86	CADILLAC ELDORADO	95-94	OLDSMOBILE ACHIEVA
90-82	CHEVROLET BLAZER	86-85	CADILLAC FLEETWOOD	95-91	OLDSMOBILE CUTLASS
89-82	CHEVROLET C / K / R / V SERIES PICKUPS	86	CADILLAC SEVILLE	95-94	OLDSMOBILE CUTLASS CIERA
90-82	CHEVROLET CAMARO	<b>6339</b> <span style="float: right;"><b>N6339</b></span>		94-91	OLDSMOBILE SILHOUETTE
82	CHEVROLET G SERIES VANS	93-86	BUICK CENTURY	95-94	PONTIAC GRAND AM
93-82	CHEVROLET S10 PICKUP	90-86	BUICK ELECTRA	95-91	PONTIAC GRAND PRIX
85-82	CHEVROLET SUBURBAN	95-86	BUICK LESABRE	94-91	PONTIAC SUNBIRD
89-82	GMC C / K / R / V SERIES PICKUPS	95-91	BUICK PARK AVENUE	95	PONTIAC SUNFIRE
82	GMC G SERIES VANS	91-89	BUICK REATTA	91-90	PONTIAC TEMPEST
90-82	GMC JIMMY			95-91	PONTIAC TRANS SPORT
90-82	GMC S-15 PICKUP				
93-91	GMC SONOMA				
85-82	GMC SUBURBAN				
92-91	ISUZU RODEO				

# BUYER'S GUIDE / GUIDE DE L'ACHETEUR / GUÍA DEL COMPRADOR

Year Année Año	Application Application Aplicación	Year Année Año	Application Application Aplicación	Year Année Año	Application Application Aplicación
<b>6416</b>	<b>N6416</b>	<b>6449 - continued</b>		<b>6473 - continued</b>	
96-91	CHEVROLET ASTRO VAN	98-96	CHEVROLET S10 PICKUP	98-96	BUICK SKYLARK
95-88	CHEVROLET BLAZER	02-94	CHEVROLET SUBURBAN	96	CHEVROLET BERETTA
96-88	CHEVROLET C / K / R / V SERIES PICKUPS	00-95	CHEVROLET TAHOE	98-96	CHEVROLET CAVALIER
96-91	CHEVROLET G SERIES VANS	02-94	GMC C / K / R / V SERIES PICKUPS	96	CHEVROLET CORSICA
95-90	CHEVROLET P SERIES TRUCKS	98-94	GMC G SERIES VANS	98-97	CHEVROLET LLV (POSTAL VEHICLE)
95-88	CHEVROLET S10 PICKUP	98-96	GMC JIMMY	96	CHEVROLET LUMINA
96-88	GMC C / K / R / V SERIES PICKUPS	99-94	GMC P SERIES TRUCKS	96	CHEVROLET LUMINA APV
96-91	GMC G SERIES VANS	98-97	GMC SAFARI VAN	96	CHEVROLET MONTE CARLO
95-88	GMC JIMMY	02-96	GMC SAVANA VANS	98-97	CHEVROLET S10 PICKUP
95-90	GMC P SERIES TRUCKS	98-96	GMC SONOMA	98-97	GMC SONOMA
90-88	GMC S-15 PICKUP	99-94	GMC SUBURBAN	98-97	ISUZU HOMBRE
96-91	GMC SAFARI VAN	00-94	GMC YUKON	98-96	OLDSMOBILE ACHIEVA
95-91	GMC SONOMA	02-01	GMC YUKON XL	97-96	OLDSMOBILE CUTLASS
95-91	OLDSMOBILE BRAVADA	98-97	ISUZU HOMBRE	96	OLDSMOBILE CUTLASS CIERA
<b>6418</b>	<b>N6418</b>	98-96	OLDSMOBILE BRAVADA	96	OLDSMOBILE SILHOUETTE
91	BUICK ROADMASTER	<b>6468</b>	<b>N6469</b>	98-96	PONTIAC GRAND AM
92-91	CADILLAC FLEETWOOD	94-89	CHEVROLET BLAZER	97-96	PONTIAC GRAND PRIX
92-91	CHEVROLET CAMARO	94-89	CHEVROLET C / K / R / V SERIES PICKUPS	98-96	PONTIAC SUNFIRE
95-91	CHEVROLET CAPRICE	94-89	CHEVROLET SUBURBAN	96	PONTIAC TRANS SPORT
92-91	OLDSMOBILE CUSTOM CRUISER	94-89	GMC C / K / R / V SERIES PICKUPS	<b>6474</b>	
92-91	PONTIAC FIREBIRD	91-89	GMC JIMMY	96	CHEVROLET CAPRICE
<b>6419</b>	<b>N6419</b>	94-89	GMC SUBURBAN	<b>6475</b>	<b>N6475</b>
95-91	CHEVROLET CAMARO	<b>6469</b>	<b>N6469</b>	98-96	BUICK SKYLARK
95-91	PONTIAC FIREBIRD	94-89	CHEVROLET BLAZER	98-96	CHEVROLET CAVALIER
<b>6424</b>		02-89	CHEVROLET C / K / R / V SERIES PICKUPS	98-96	OLDSMOBILE ACHIEVA
95-91	CHEVROLET LUMINA	02-99	CHEVROLET EXPRESS VANS	98-96	PONTIAC GRAND AM
95	CHEVROLET MONTE CARLO	98-89	CHEVROLET G SERIES VANS	98-96	PONTIAC SUNFIRE
95-91	OLDSMOBILE CUTLASS	99-89	CHEVROLET P SERIES TRUCKS	<b>6476</b>	<b>N6476</b>
95-91	PONTIAC GRAND PRIX	99-89	CHEVROLET SUBURBAN	97-96	BUICK LESABRE
<b>6426</b>	<b>N6331</b>	99-95	CHEVROLET TAHOE	97-96	BUICK PARK AVENUE
95-87	CADILLAC DEVILLE	02-89	GMC C / K / R / V SERIES PICKUPS	97-96	BUICK REGAL
93-87	CADILLAC ELDORADO	98-89	GMC G SERIES VANS	97-96	OLDSMOBILE 98
93-87	CADILLAC FLEETWOOD	91-89	GMC JIMMY	97-96	OLDSMOBILE DELTA 88
93-87	CADILLAC SEVILLE	99-89	GMC P SERIES TRUCKS	97-96	OLDSMOBILE LSS
<b>6431</b>	<b>N6472</b>	02-97	GMC SAVANA VANS	97-96	PONTIAC BONNEVILLE
94-91	BUICK PARK AVENUE	99-89	GMC SUBURBAN	<b>6480</b>	<b>N6480</b>
94-92	OLDSMOBILE 98	97-94	GMC YUKON	02-99	CHEVROLET CAVALIER
94-92	PONTIAC BONNEVILLE	<b>6470</b>	<b>N6470</b>	99-97	CHEVROLET MALIBU
<b>6433</b>	<b>N17667</b>	96-95	BUICK ROADMASTER	01-99	OLDSMOBILE ALERO
93-91	SATURN SC SERIES	96	CADILLAC FLEETWOOD	01-99	PONTIAC GRAND AM
93-91	SATURN SL SERIES	97-95	CHEVROLET CAMARO	02-99	PONTIAC SUNFIRE
93	SATURN SW SERIES	96	CHEVROLET CAPRICE	<b>6481</b>	<b>N6481</b>
<b>6442</b>	<b>N6442</b>	96	CHEVROLET IMPALA	00-97	BUICK CENTURY
95-94	BUICK ROADMASTER	97-95	PONTIAC FIREBIRD	01-98	CHEVROLET CAVALIER
95-93	CADILLAC FLEETWOOD	<b>6471</b>	<b>N6471</b>	00	CHEVROLET IMPALA
94-93	CHEVROLET CAMARO	99-95	CADILLAC CONCOURS	99	CHEVROLET LLV (POSTAL VEHICLE)
95-94	CHEVROLET CAPRICE	05-95	CADILLAC DEVILLE	00-97	CHEVROLET LUMINA
95-94	CHEVROLET IMPALA	02-95	CADILLAC ELDORADO	00-97	CHEVROLET MALIBU
94-93	PONTIAC FIREBIRD	04-95	CADILLAC SEVILLE	00-97	CHEVROLET MONTE CARLO
<b>6443</b>	<b>N6471</b>	05-04	CADILLAC SRX	01-99	CHEVROLET S10 PICKUP
93	CADILLAC ALLANTE	05	CADILLAC STS	00-97	CHEVROLET VENTURE
94	CADILLAC CONCOURS	05-04	CADILLAC XLR	01-99	GMC SONOMA
94	CADILLAC DEVILLE	03-95	OLDSMOBILE AURORA	00-99	ISUZU HOMBRE
94-93	CADILLAC ELDORADO	05-04	PONTIAC BONNEVILLE	00-99	OLDSMOBILE ALERO
94-93	CADILLAC SEVILLE	<b>6472</b>	<b>N6472</b>	00-97	OLDSMOBILE CUTLASS
<b>6445</b>	<b>N17667</b>	05-95	BUICK PARK AVENUE	00-97	OLDSMOBILE SILHOUETTE
95-94	SATURN SC SERIES	04-97	BUICK REGAL	00-99	PONTIAC GRAND AM
95-94	SATURN SL SERIES	99-95	BUICK RIVIERA	00-98	PONTIAC GRAND PRIX
95-94	SATURN SW SERIES	97-95	CHEVROLET CAMARO	00-99	PONTIAC MONTANA
<b>6449</b>	<b>N6449</b>	05-04	CHEVROLET IMPALA	01-98	PONTIAC SUNFIRE
00-99	CADILLAC ESCALADE	97-96	CHEVROLET LUMINA	99-97	PONTIAC TRANS SPORT
98-97	CHEVROLET ASTRO VAN	05-96	CHEVROLET MONTE CARLO	<b>6482</b>	<b>N6482</b>
02	CHEVROLET AVALANCHE	95	OLDSMOBILE 98	99	CHEVROLET C / K / R / V SERIES PICKUPS
98-94	CHEVROLET BLAZER	96	OLDSMOBILE CUTLASS	02-98	CHEVROLET CAMARO
02-94	CHEVROLET C / K / R / V SERIES PICKUPS	95	OLDSMOBILE DELTA 88	04-97	CHEVROLET CORVETTE
02-99	CHEVROLET EXPRESS VANS	99-97	OLDSMOBILE LSS	99	GMC C / K / R / V SERIES PICKUPS
98-94	CHEVROLET G SERIES VANS	03-95	PONTIAC BONNEVILLE	02-98	PONTIAC FIREBIRD
99-94	CHEVROLET P SERIES TRUCKS	97-95	PONTIAC FIREBIRD	<b>6483</b>	<b>N6483</b>
		07-96	PONTIAC GRAND PRIX	00-99	CADILLAC ESCALADE
		<b>6473</b>	<b>N6473</b>	00-95	CHEVROLET C / K / R / V SERIES PICKUPS
		96	BUICK CENTURY	00-99	CHEVROLET EXPRESS VANS
		96	BUICK REGAL		

# BUYER'S GUIDE / GUIDE DE L'ACHETEUR / GUÍA DEL COMPRADOR

Year Année Año	Application Application Aplicación	Year Année Año	Application Application Aplicación	Year Année Año	Application Application Aplicación
<b>6483 - continued</b>		<b>6491 N6491</b>		<b>6495 - continued</b>	
98-97	CHEVROLET G SERIES VANS	05-01	BUICK CENTURY	07-04	GMC SAVANA VANS
99-95	CHEVROLET SUBURBAN	05-02	BUICK RENDEZVOUS	04	GMC SONOMA
00-95	CHEVROLET TAHOE	05	BUICK TERRAZA	<b>6497 N6497</b>	
00-95	GMC C / K / R / V SERIES PICKUPS	02	CHEVROLET CAVALIER	05	BUICK ALLURE
98-97	GMC G SERIES VANS	05	CHEVROLET EQUINOX	05	BUICK LACROSSE
00-97	GMC SAVANA VANS	05-01	CHEVROLET IMPALA	05-04	BUICK RENDEZVOUS
99-95	GMC SUBURBAN	01	CHEVROLET LUMINA	05-04	CADILLAC CTS
99-97	GMC YUKON	05-01	CHEVROLET MALIBU	05-04	CADILLAC SRX
<b>6484 N6484</b>		05-01	CHEVROLET MONTE CARLO	05	CADILLAC STS
09-05	BUICK ALLURE	03-02	CHEVROLET S10 PICKUP	<b>6498 N6498</b>	
09-05	BUICK LACROSSE	05	CHEVROLET UPLANDER	05-04	CADILLAC CTS
05-98	BUICK LESABRE	05-01	CHEVROLET VENTURE	<b>6499 N6499</b>	
08-06	BUICK LUCERNE	03-02	GMC SONOMA	05	BUICK RAINIER
05-98	BUICK PARK AVENUE	04-01	OLDSMOBILE ALERO	06-04	CHEVROLET COLORADO
04-98	BUICK REGAL	04-01	OLDSMOBILE SILHOUETTE	05-04	CHEVROLET TRAILBLAZER
02-98	CHEVROLET CAMARO	05-01	PONTIAC AZTEK	06-04	GMC CANYON
05-00	CHEVROLET IMPALA	05	PONTIAC G6	05-04	GMC ENVOY
99-98	CHEVROLET LUMINA	05-01	PONTIAC GRAND AM	06	HUMMER H3
05-98	CHEVROLET MONTE CARLO	03-01	PONTIAC GRAND PRIX	05-04	ISUZU ASCENDER
98	OLDSMOBILE 98	05-01	PONTIAC MONTANA	06	ISUZU I-280
99-98	OLDSMOBILE DELTA 88	02	PONTIAC SUNFIRE	06	ISUZU I-350
99-98	OLDSMOBILE INTRIGUE	05	SATURN RELAY	05	SAAB 9-7X
99-98	OLDSMOBILE LSS	<b>6492 N6492</b>		<b>6524</b>	
05-98	PONTIAC BONNEVILLE	05-02	CADILLAC ESCALADE	03	SAAB 9-3
02-98	PONTIAC FIREBIRD	05-99	CHEVROLET C / K / R / V SERIES PICKUPS	<b>6573</b>	
08-98	PONTIAC GRAND PRIX	05-03	CHEVROLET EXPRESS VANS	84-83	FORD E-SERIES VANS
<b>6485 N6485</b>		05	CHEVROLET SSR	84-83	FORD F-SERIES PICKUPS
04-99	CHEVROLET ASTRO VAN	05-00	CHEVROLET SUBURBAN	<b>6608</b>	
04-99	CHEVROLET BLAZER	05-99	GMC C / K / R / V SERIES PICKUPS	04-92	HUMMER H1
04-99	CHEVROLET C / K / R / V SERIES PICKUPS	05-03	GMC SAVANA VANS	<b>6642 N6642</b>	
04-99	CHEVROLET EXPRESS VANS	05-01	GMC YUKON	07-00	FORD TAURUS
04-99	CHEVROLET S10 PICKUP	05-00	GMC YUKON XL	05-00	MERCURY SABLE
04-99	GMC C / K / R / V SERIES PICKUPS	05-03	HUMMER H2	<b>6643 N6643</b>	
04-99	GMC JIMMY	<b>6493 N6493</b>		05-01	FORD TAURUS
04-99	GMC SAFARI VAN	05-02	CHEVROLET CAVALIER	02	LINCOLN CONTINENTAL
04-99	GMC SAVANA VANS	05-04	CHEVROLET CLASSIC (FLEET)	05-01	MERCURY SABLE
04-99	GMC SONOMA	06-05	CHEVROLET COBALT	<b>6645 N6645</b>	
00-99	ISUZU HOMBRE	06	CHEVROLET HHR	02-98	FORD ESCORT
01-99	OLDSMOBILE BRAVADA	06-04	CHEVROLET MALIBU	99-98	MERCURY TRACER
<b>6486 N6486</b>		04-02	OLDSMOBILE ALERO	<b>6646 N6646</b>	
01	OLDSMOBILE AURORA	06	PONTIAC G6	05-00	FORD EXCURSION
01-99	OLDSMOBILE INTRIGUE	05-02	PONTIAC GRAND AM	12-99	FORD EXPEDITION
<b>6487 N6487</b>		06-05	PONTIAC PURSUIT	12-99	FORD F-SERIES PICKUPS
00	SATURN L SERIES	06	PONTIAC SOLSTICE	10-05	FORD MUSTANG
<b>6488 N6488</b>		05-02	PONTIAC SUNFIRE	03-02	LINCOLN BLACKWOOD
00-99	CHEVROLET C / K / R / V SERIES PICKUPS	06-03	SATURN ION	08-06	LINCOLN MARK LT
00	CHEVROLET SUBURBAN	04-01	SATURN L SERIES	12-99	LINCOLN NAVIGATOR
00	CHEVROLET TAHOE	06-02	SATURN VUE	<b>6647 N6647</b>	
00-99	GMC C / K / R / V SERIES PICKUPS	<b>6494 N6494</b>		08-99	FORD F-SERIES PICKUPS
00	GMC YUKON	07-04	BUICK RAINIER	<b>6651 N6651</b>	
00	GMC YUKON XL	05-03	CADILLAC ESCALADE	08-00	JAGUAR S-TYPE
<b>6489 N6489</b>		08-03	CHEVROLET AVALANCHE	04-00	LINCOLN LS
02	CADILLAC ESCALADE	08-03	CHEVROLET C / K / R / V SERIES PICKUPS	<b>6652 N6652</b>	
02	CHEVROLET AVALANCHE	07-04	CHEVROLET EXPRESS VANS	05-02	FORD THUNDERBIRD
03-01	CHEVROLET C / K / R / V SERIES PICKUPS	04-03	CHEVROLET SSR	06-00	LINCOLN LS
03	CHEVROLET EXPRESS VANS	08-03	CHEVROLET SUBURBAN	<b>6655 N6655</b>	
02-01	CHEVROLET SUBURBAN	08-03	CHEVROLET TAHOE	04-00	FORD FOCUS
03-01	CHEVROLET TAHOE	08-04	CHEVROLET TRAILBLAZER	<b>6656 N6656</b>	
03	CHEVROLET TRAILBLAZER	08-03	GMC C / K / R / V SERIES PICKUPS	04-01	FORD ESCAPE
03-01	GMC C / K / R / V SERIES PICKUPS	09-04	GMC ENVOY	08-02	JAGUAR X-TYPE
03	GMC ENVOY	07-04	GMC SAVANA VANS	04-01	MAZDA TRIBUTE
03	GMC SAVANA VANS	08-03	GMC YUKON	02-00	MERCURY COUGAR
03-01	GMC YUKON	08-03	GMC YUKON XL		
02-01	GMC YUKON XL	06-04	ISUZU ASCENDER		
03	ISUZU ASCENDER	08-05	SAAB 9-7X		
<b>6490 N6490</b>		<b>6495 N6495</b>			
04	BUICK RAINIER	05-04	CHEVROLET ASTRO VAN		
03-02	CHEVROLET TRAILBLAZER	05-04	CHEVROLET BLAZER		
03-02	GMC ENVOY	08-04	CHEVROLET C / K / R / V SERIES PICKUPS		
03	ISUZU ASCENDER	07-04	CHEVROLET EXPRESS VANS		
04-02	OLDSMOBILE BRAVADA	04	CHEVROLET S10 PICKUP		
		08-04	GMC C / K / R / V SERIES PICKUPS		
		05-04	GMC JIMMY		
		05-04	GMC SAFARI VAN		

# BUYER'S GUIDE / GUIDE DE L'ACHETEUR / GUÍA DEL COMPRADOR

Year Année Año	Application Application Aplicación	Year Année Año	Application Application Aplicación	Year Année Año	Application Application Aplicación
<b>6657</b>	<b>N6657</b>	<b>6749</b>	<b>N6749</b>	<b>6786</b>	<b>N6786</b>
11-01 FORD RANGER 09-01 MAZDA B SERIES PICKUPS		05-03 NISSAN SENTRA		09-07 CHEVROLET EQUINOX 10-06 CHEVROLET MALIBU 10-06 PONTIAC G6 09-07 PONTIAC TORRENT 08-07 SATURN AURA 10-08 SATURN VUE	
<b>6658</b>	<b>N6658</b>	<b>6751</b>			
10-02 FORD EXPLORER 05-03 LINCOLN AVIATOR 10-02 MERCURY MOUNTAINEER		06-04 CHEVROLET EPICA 06-04 SUZUKI VERONA			
<b>6669</b>	<b>N6669</b>	<b>6755</b>		<b>6934</b>	
03-01 FORD E-SERIES VANS 03-01 FORD EXCURSION 03-01 FORD F-SERIES PICKUPS		06-04 SAAB 9-3		11-08 CHEVROLET COLORADO 09-08 CHEVROLET TRAILBLAZER 11-08 GMC CANYON 09-08 GMC ENVOY 10-08 HUMMER H3 08 ISUZU ASCENDER 08 ISUZU I-290 08 ISUZU I-370 09-08 SAAB 9-7X	
<b>6670</b>	<b>N6670</b>	<b>6756</b>			
10-04 FORD E-SERIES VANS 05-03 FORD EXCURSION 07-03 FORD F-SERIES PICKUPS		11-06 BUICK LUCERNE 05 CADILLAC DEVILLE 11-06 CADILLAC DTS 09-05 CADILLAC SRX 10-05 CADILLAC STS 09-06 CADILLAC XLR 05 PONTIAC BONNEVILLE			
<b>6674</b>	<b>N6674</b>	<b>6757</b>	<b>N6757</b>	<b>6935</b>	
12 FORD EDGE 12-05 FORD ESCAPE 12 FORD EXPLORER 12-03 FORD FOCUS 12-11 FORD FUSION 12-10 FORD TRANSIT CONNECT 10-05 MAZDA TRIBUTE 11-05 MERCURY MARINER 11 MERCURY MILAN		08-06 CADILLAC ESCALADE 08-07 CHEVROLET AVALANCHE 08-06 CHEVROLET C / K / R / V SERIES PICKUPS 08-06 CHEVROLET EXPRESS VANS 06 CHEVROLET SSR 08-06 CHEVROLET SUBURBAN 08 CHEVROLET TAHOE 09-06 CHEVROLET TRAILBLAZER 08-06 GMC C / K / R / V SERIES PICKUPS 08-06 GMC SAVANA VANS 08-06 GMC YUKON 08-06 GMC YUKON XL 08-06 HUMMER H2 09-08 SAAB 9-7X		12-08 VOLVO C30 12-07 VOLVO C70 11-07 VOLVO S40 09-07 VOLVO S60 11-07 VOLVO V50 07 VOLVO V70 07 VOLVO XC70	
<b>6675</b>		<b>6761</b>		<b>6939</b>	
10-08 FORD F-SERIES PICKUPS		09-07 DODGE NITRO 09-08 JEEP LIBERTY		11 CHEVROLET CRUZE	
<b>6676</b>	<b>N6676</b>	<b>6763</b>		<b>6940</b>	
11-05 FORD ESCAPE 11-05 MAZDA TRIBUTE 11-05 MERCURY MARINER		11-07 DODGE NITRO 11-07 JEEP WRANGLER		05 CHEVROLET CORVETTE	
<b>6677</b>	<b>N6677</b>	<b>6782</b>	<b>N6782</b>	<b>6941</b>	
07-05 FORD FIVE HUNDRED 07-05 FORD FREESTYLE 07-05 MERCURY MONTEGO		07-06 BUICK RAINIER 07 CHEVROLET COLORADO 07-06 CHEVROLET TRAILBLAZER 07 GMC CANYON 07-06 GMC ENVOY 07 HUMMER H3 07-06 ISUZU ASCENDER 07 ISUZU I-290 07 ISUZU I-370 07-06 SAAB 9-7X		11-06 CHEVROLET CORVETTE	
<b>6678</b>	<b>N6678</b>	<b>6783</b>		<b>6942</b>	
07-04 FORD FREESTAR 07-04 MERCURY MONTEREY		07-06 BUICK RENDEZVOUS 06 BUICK TERRAZA 06 CHEVROLET MALIBU 06 CHEVROLET UPLANDER 06 PONTIAC G6 06 PONTIAC MONTANA 06 SATURN RELAY		07-06 CADILLAC CTS 11-09 CADILLAC ESCALADE 09 CHEVROLET AVALANCHE 11-09 CHEVROLET C / K / R / V SERIES PICKUPS 11-09 CHEVROLET EXPRESS VANS 11-09 CHEVROLET SUBURBAN 09 CHEVROLET TAHOE 11-09 GMC C / K / R / V SERIES PICKUPS 11-09 GMC SAVANA VANS 11-09 GMC YUKON 11-09 GMC YUKON XL 09 HUMMER H2	
<b>6690</b>		<b>6784</b>		<b>6944</b>	
06-05 FORD GT		07-06 BUICK TERRAZA 08-06 CHEVROLET UPLANDER 07-06 PONTIAC MONTANA 07-06 SATURN RELAY		07 CHEVROLET COBALT 07 CHEVROLET HHR 07 CHEVROLET MALIBU 07 PONTIAC G5 07 PONTIAC G6 07 PONTIAC SOLSTICE 07 SATURN ION 07 SATURN SKY 07 SATURN VUE	
<b>6692</b>		<b>6785</b>	<b>N6785</b>	<b>6945</b>	
12-07 FORD EDGE 12-11 FORD EXPLORER 12-09 FORD FLEX 12-08 FORD TAURUS 09-08 FORD TAURUS X 12-09 LINCOLN MKS 12-10 LINCOLN MKT 12-07 LINCOLN MKX 09-08 MERCURY SABLE		11-09 BUICK LUCERNE 06 CHEVROLET EQUINOX 11-06 CHEVROLET IMPALA 07-06 CHEVROLET MONTE CARLO 06 PONTIAC TORRENT		10 HYUNDAI ACCENT 10-09 KIA RIO	
<b>6723</b>				<b>6946</b>	
02-98 DAEWOO LANOS				08 SATURN ASTRA	
<b>6724</b>				<b>6947</b>	
07-04 CHEVROLET OPTRA 02-98 DAEWOO LEGANZA 02-98 DAEWOO NOBIRA 08-04 SUZUKI FORENZA 08-05 SUZUKI RENO				11-10 BUICK LACROSSE 10-08 CHEVROLET COBALT 11-10 CHEVROLET EQUINOX 11-08 CHEVROLET HHR 11-08 CHEVROLET MALIBU 11-10 GMC TERRAIN 09-08 PONTIAC G5 10-08 PONTIAC G6 09-08 PONTIAC SOLSTICE	
<b>6726</b>					
08-04 CHEVROLET AVEO 08-05 PONTIAC WAVE 08-04 SUZUKI SWIFT					
<b>6727</b>					
08-99 FORD F-SERIES PICKUPS					

# BUYER'S GUIDE / GUIDE DE L'ACHETEUR / GUÍA DEL COMPRADOR

Year Année Año	Application Application Aplicación	Year Année Año	Application Application Aplicación	Year Année Año	Application Application Aplicación
<b>6947 - continued</b>		<b>7002 - continued</b>		<b>7007 - continued</b>	
11-10	SAAB 9-3	88-85	CHRYSLER TOWN & COUNTRY CAR	69-66	DODGE CHARGER
09-07	SATURN AURA	88-85	DODGE 600	69-65	DODGE CORONET
10-08	SATURN SKY	89-85	DODGE ARIES	65-62	DODGE CUSTOM
10-08	SATURN VUE	89-88	DODGE B SERIES VANS	69-62	DODGE D / W SERIES PICKUPS
<b>6949</b>		89-85	DODGE CARAVAN	69-61	DODGE DART
09-06	HYUNDAI AZERA	87-85	DODGE CHARGER	62-61	DODGE LANCER
07	HYUNDAI ENTOURAGE	89-88	DODGE D / W SERIES PICKUPS	69-65	DODGE MONACO
09-07	HYUNDAI SANTA FE	89-88	DODGE DAKOTA PICKUP	69-62	DODGE OLDER MODELS
09-06	HYUNDAI SONATA	89-85	DODGE DAYTONA	67-61	DODGE P200
09-07	HYUNDAI VERACRUZ	89-88	DODGE DIPLOMAT	67-61	DODGE P300
08-07	KIA AMANTI	89-88	DODGE DYNASTY	69-62	DODGE POLARA
07-06	KIA SEDONA	89-85	DODGE LANCER	69-64	PLYMOUTH BARRACUDA
<b>6950</b>		89-85	DODGE OMNI	69-63	PLYMOUTH BELVEDERE
09	HYUNDAI GENESIS	89-88	DODGE RAMCHARGER	63	PLYMOUTH FLEET SPECIAL
08-07	KIA SORENTO	87-85	DODGE ROYAL MINI RAM	69-64	PLYMOUTH FURY
<b>6970</b>		89-87	DODGE SHADOW	69-67	PLYMOUTH GTX
11-09	CHEVROLET AVALANCHE	89	DODGE SPIRIT	69-64	PLYMOUTH OLDER MODELS
11-09	CHEVROLET C / K / R / V SERIES PICKUPS	89	PLYMOUTH ACCLAIM	69-68	PLYMOUTH ROADRUNNER
11-09	CHEVROLET COLORADO	89-85	PLYMOUTH CARAVELLE	69-65	PLYMOUTH SATELLITE
11-08	CHEVROLET EXPRESS VANS	89-87	PLYMOUTH EXPO	64-63	PLYMOUTH SAVOY
11-09	CHEVROLET SUBURBAN	89-88	PLYMOUTH GRAN FURY	69-62	PLYMOUTH VALIANT
11-09	CHEVROLET TAHOE	89-85	PLYMOUTH HORIZON	67	PLYMOUTH VIP
11-09	GMC C / K / R / V SERIES PICKUPS	89-85	PLYMOUTH RELIANT	<b>7015</b>	
11-09	GMC CANYON	89-87	PLYMOUTH SUNDANCE	80-76	DODGE ASPEN
11-08	GMC SAVANA VANS	85	PLYMOUTH TURISMO	76-70	DODGE DART
11-09	GMC YUKON	89-85	PLYMOUTH VOYAGER	80-76	PLYMOUTH VOLARE
11-09	GMC YUKON XL	<b>7006</b>		<b>7024</b>	
10-08	HUMMER H3	69-60	CHRYSLER 300 SERIES	71-70	CHRYSLER 300 SERIES
09	SAAB 9-7X	69-60	CHRYSLER IMPERIAL	83-75	CHRYSLER CORDOBA
<b>6971</b>		69-60	CHRYSLER NEW YORKER	83	CHRYSLER E CLASS
11-09	CADILLAC CTS	69-60	CHRYSLER NEWPORT	83	CHRYSLER FIFTH AVENUE
<b>6972</b>		69-60	CHRYSLER OLDER MODELS	83-70	CHRYSLER IMPERIAL
11-09	CHEVROLET C / K / R / V SERIES PICKUPS	60	CHRYSLER SARATOGA	81-77	CHRYSLER LEBARON
11-08	CHEVROLET EXPRESS VANS	69-60	CHRYSLER TOWN & COUNTRY CAR	83-70	CHRYSLER NEW YORKER
11-09	GMC C / K / R / V SERIES PICKUPS	61-60	CHRYSLER WINDSOR	81-70	CHRYSLER NEWPORT
11-08	GMC SAVANA VANS	64-63	DODGE 330	83-70	CHRYSLER OLDER MODELS
<b>6975</b>		64-63	DODGE 440	83-70	CHRYSLER TOWN & COUNTRY CAR
12-11	HYUNDAI SONATA	64-63	DODGE 880	70	DODGE A100
12-10	HYUNDAI TUCSON	69-64	DODGE A100	80-76	DODGE ASPEN
12-10	KIA FORTE	69-65	DODGE B SERIES VANS	87-70	DODGE B SERIES VANS
10-08	KIA MAGENTIS	69-66	DODGE CHARGER	74-70	DODGE CHALLENGER
11-08	KIA OPTIMA	69-65	DODGE CORONET	78-70	DODGE CHARGER
10	KIA RONDO	65-62	DODGE CUSTOM	76-70	DODGE CORONET
12-11	KIA SPORTAGE	69-62	DODGE D / W SERIES PICKUPS	87-70	DODGE D / W SERIES PICKUPS
<b>6976</b>		69-61	DODGE DART	76-70	DODGE DART
11-09	HYUNDAI AZERA	62-61	DODGE LANCER	87-77	DODGE DIPLOMAT
09-08	HYUNDAI ENTOURAGE	69-65	DODGE MONACO	79-78	DODGE MAGNUM
12-10	HYUNDAI VERACRUZ	69-62	DODGE OLDER MODELS	83-80	DODGE MIRADA
09-08	KIA AMANTI	67-61	DODGE P200	78-70	DODGE MONACO
12-08	KIA SEDONA	67-61	DODGE P300	79-70	DODGE MOTORHOME
11	KIA SORENTO	69-62	DODGE POLARA	72-70	DODGE P200
<b>6977</b>		69-64	PLYMOUTH BARRACUDA	72-70	DODGE P300
09	KIA BORREGO	69-63	PLYMOUTH BELVEDERE	73-70	DODGE POLARA
09-08	KIA SORENTO	63	PLYMOUTH FLEET SPECIAL	87-74	DODGE RAMCHARGER
<b>6978</b>		69-64	PLYMOUTH FURY	77-75	DODGE ROYAL MONACO
09	CHEVROLET AVEO	69-67	PLYMOUTH GTX	81-79	DODGE ST. REGIS
09	PONTIAC G3	69-68	PLYMOUTH OLDER MODELS	74-70	PLYMOUTH BARRACUDA
09	PONTIAC WAVE	69-65	PLYMOUTH ROADRUNNER	70	PLYMOUTH BELVEDERE
<b>6980</b>		64-63	PLYMOUTH SATELLITE	87-78	PLYMOUTH CARAVELLE
09-07	SAAB 9-3	64-63	PLYMOUTH SAVOY	74-70	PLYMOUTH CUDA
<b>7002</b>		69-62	PLYMOUTH VALIANT	76-70	PLYMOUTH DUSTER
89-85	CHRYSLER DAYTONA	67	PLYMOUTH VIP	78-70	PLYMOUTH FURY
89-88	CHRYSLER DYNASTY	<b>7007</b>		87-72	PLYMOUTH GRAN FURY
89-88	CHRYSLER DYNASTY	69-60	CHRYSLER 300 SERIES	71-70	PLYMOUTH OLDER MODELS
86-84	CHRYSLER LASER	69-60	CHRYSLER IMPERIAL	75-70	PLYMOUTH ROADRUNNER
89-85	CHRYSLER LEBARON	69-60	CHRYSLER NEW YORKER	74-70	PLYMOUTH SATELLITE
88-85	CHRYSLER NEW YORKER	69-60	CHRYSLER NEWPORT	76-71	PLYMOUTH SCAMP (CAR)
		69-60	CHRYSLER OLDER MODELS	81-74	PLYMOUTH TRAILDUSTER
		60	CHRYSLER SARATOGA	76-70	PLYMOUTH VALIANT
		69-60	CHRYSLER TOWN & COUNTRY CAR	80-76	PLYMOUTH VOLARE
		61-60	CHRYSLER WINDSOR	<b>7051</b>	
		64-63	DODGE 330	62	FORD FAIRLANE
		64-63	DODGE 440	64-61	FORD F-SERIES PICKUPS
		64-63	DODGE 880	64-61	FORD OLDER MODELS
		69-64	DODGE A100	64-63	FORD THUNDERBIRD
		69-65	DODGE B SERIES VANS		



# BUYER'S GUIDE / GUIDE DE L'ACHETEUR / GUÍA DEL COMPRADOR

Year Année Año	Application Application Aplicación	Year Année Año	Application Application Aplicación	Year Année Año	Application Application Aplicación
<b>7051 - continued</b>		<b>7068 - continued</b>		<b>7078 - continued</b>	
64-63	LINCOLN CONTINENTAL	71-65	FORD RANCH WAGON	76	AMC GREMLIN
64-63	MERCURY COLONY PARK	71-67	FORD RANCHERO	77-76	AMC HORNET
63-62	MERCURY COMET	71-65	FORD THUNDERBIRD	78-76	AMC MATADOR
64-63	MERCURY COMMUTER	71-68	FORD TORINO	78	AMC PACER
63	MERCURY COUNTRY CRUISER	71-65	LINCOLN CONTINENTAL	89-73	FORD BRONCO
64-63	MERCURY MARQUIS	71-68	LINCOLN MARK SERIES	89-84	FORD BRONCO II
64-63	MERCURY MONTCLAIR	67-65	MERCURY BREEZEWAY	74-71	FORD COUNTRY SEDAN
64-63	MERCURY MONTEREY	67	MERCURY BROUGHAM	82-71	FORD COUNTRY SQUIRE
64-63	MERCURY OLDER MODELS	67	MERCURY CALIENTE	77-71	FORD CUSTOM
64-63	MERCURY PARKLANE	71-68	MERCURY COLONY PARK	83-81	FORD ESCORT
<b>7058</b>		68-66	MERCURY COMMUTER	89-72	FORD E-SERIES VANS
74-65	FORD BRONCO	71-69	MERCURY COUGAR	83-81	FORD EXP
67-63	FORD CLUB	71-68	MERCURY CYCLONE	83-78	FORD FAIRMONT
72-63	FORD COUNTRY SEDAN	70-69	MERCURY MARAUDER	92-69	FORD F-SERIES PICKUPS
73-63	FORD COUNTRY SQUIRE	71-65	MERCURY MARQUIS	74-71	FORD GALAXIE
72-64	FORD CUSTOM	68-67	MERCURY MONTCLAIR	82-75	FORD GRANADA
71-65	FORD E-SERIES VANS	70-68	MERCURY MONTEGO	86-72	FORD LTD
70-62	FORD FAIRLANE	71-67	MERCURY MONTEREY	79-77	FORD LTD II
70-65	FORD FALCON	66	MERCURY OLDER MODELS	77-73	FORD MAVERICK
63	FORD FORD 300	68	MERCURY PARKLANE	79-72	FORD MINI MOTORHOME
71-62	FORD F-SERIES PICKUPS	67	MERCURY VILLAGER CAR	76-73	FORD MOTORHOME
72-63	FORD GALAXIE	67	MERCURY VOYAGER	86-72	FORD MUSTANG
72-65	FORD LTD	<b>7069</b>		78-74	FORD MUSTANG II
72-69	FORD MAVERICK	74-72	FORD E-SERIES VANS	80-73	FORD PINTO
71-69	FORD MINI MOTORHOME	74-72	FORD MINI MOTORHOME	77-72	FORD P-SERIES TRUCKS
73-71	FORD MOTORHOME	77-67	FORD P-SERIES TRUCKS	76-71	FORD RANCH WAGON
72-64	FORD MUSTANG	<b>7072-3 N7705-3</b>		79-72	FORD RANCHERO
65-57	FORD OLDER MODELS	91-87	FORD E-SERIES VANS	89-83	FORD RANGER
72-71	FORD PINTO	89-87	FORD F-SERIES PICKUPS	86-72	FORD THUNDERBIRD
72-64	FORD P-SERIES TRUCKS	82-80	FORD MUSTANG	76-72	FORD TORINO
72-63	FORD RANCH WAGON	81-79	MERCURY COLONY PARK	77-76	JEEP CHEROKEE
72-65	FORD RANCHERO	<b>7072-9 N7705-9</b>		77-76	JEEP CJ SERIES
63	FORD SUNLINER	89-80	FORD BRONCO	77-76	JEEP J SERIES PICKUPS
71-64	FORD THUNDERBIRD	74-70	FORD COUNTRY SEDAN	77-76	JEEP WAGONEER
72-68	FORD TORINO	79-71	FORD COUNTRY SQUIRE	84-72	LINCOLN CONTINENTAL
63	FORD VICTORIA	77-71	FORD CUSTOM	84-72	LINCOLN MARK SERIES
71-65	LINCOLN CONTINENTAL	89-75	FORD E-SERIES VANS	85-81	LINCOLN TOWN CAR
71-68	LINCOLN MARK SERIES	83-78	FORD FAIRMONT	80-77	LINCOLN VERSAILLES
67-65	MERCURY BREEZEWAY	89-76	FORD F-SERIES PICKUPS	80-75	MERCURY BOBCAT
67	MERCURY BROUGHAM	74-71	FORD GALAXIE	86-79	MERCURY CAPRI
67-64	MERCURY CALIENTE	82-75	FORD GRANADA	85-72	MERCURY COLONY PARK
67-66	MERCURY CAPRI	83-72	FORD LTD	77-73	MERCURY COMET
72-65	MERCURY COLONY PARK	79-77	FORD LTD II	86-73	MERCURY COUGAR
72-64	MERCURY COMET	79-75	FORD MINI MOTORHOME	83-82	MERCURY LN7
68-65	MERCURY COMMUTER	85-72	FORD MUSTANG	83-81	MERCURY LYNX
72-67	MERCURY COUGAR	78-74	FORD MUSTANG II	86-71	MERCURY MARQUIS
71-64	MERCURY CYCLONE	80-73	FORD PINTO	80-75	MERCURY MONARCH
70-63	MERCURY MARAUDER	77	FORD P-SERIES TRUCKS	76-72	MERCURY MONTEGO
72-65	MERCURY MARQUIS	76-71	FORD RANCH WAGON	74-71	MERCURY MONTEREY
68-65	MERCURY MONTCLAIR	79-72	FORD RANCHERO	83-78	MERCURY ZEPHYR
72-68	MERCURY MONTEGO	87-86	FORD TAURUS	<b>7083</b>	
72-65	MERCURY MONTEREY	82-72	FORD THUNDERBIRD	85-81	FORD ESCORT
66-65	MERCURY OLDER MODELS	76-72	FORD TORINO	85-81	FORD EXP
68-65	MERCURY PARKLANE	85-72	LINCOLN CONTINENTAL	83-82	FORD F-SERIES PICKUPS
67-64	MERCURY VILLAGER CAR	80-77	LINCOLN VERSAILLES	82	FORD GRANADA
67-66	MERCURY VOYAGER	80-75	MERCURY BOBCAT	86-83	FORD LTD
<b>7067</b>		85-79	MERCURY CAPRI	86-83	FORD MUSTANG
71-69	FORD THUNDERBIRD	81-72	MERCURY COLONY PARK	85-84	FORD TEMPO
71-68	LINCOLN CONTINENTAL	82-73	MERCURY COUGAR	86-82	FORD THUNDERBIRD
71	MERCURY COUGAR	83-72	MERCURY MARQUIS	82	LINCOLN CONTINENTAL
71-70	MERCURY CYCLONE	80-75	MERCURY MONARCH	86-83	MERCURY CAPRI
70-69	MERCURY MARAUDER	76-72	MERCURY MONTEGO	86-82	MERCURY COUGAR
<b>7068</b>		74-72	MERCURY MONTEREY	83-82	MERCURY LN7
67	FORD CLUB	87-86	MERCURY SABLE	85-81	MERCURY LYNX
71-67	FORD COUNTRY SEDAN	83-78	MERCURY ZEPHYR	86-83	MERCURY MARQUIS
71-65	FORD COUNTRY SQUIRE	<b>7072-12 N7705-12</b>		85-84	MERCURY TOPAZ
71-65	FORD CUSTOM	91-90	FORD E-SERIES VANS	<b>7088-2 N7732-2</b>	
71-65	FORD E-SERIES VANS	92-90	FORD F-SERIES PICKUPS	86	FORD AEROSTAR
70-65	FORD FAIRLANE	<b>7078</b>		89-86	FORD BRONCO
70-68	FORD FALCON	78	AMC AMX	90-86	FORD BRONCO II
71-65	FORD GALAXIE	78	AMC CONCORD	93-87	FORD F-SERIES PICKUPS
71-65	FORD LTD			92-86	FORD RANGER
71-69	FORD MINI MOTORHOME			85	FORD TEMPO
57	FORD OLDER MODELS			85	MERCURY TOPAZ
72-67	FORD P-SERIES TRUCKS				

# BUYER'S GUIDE / GUIDE DE L'ACHETEUR / GUÍA DEL COMPRADOR

Year Année Año	Application Application Aplicación	Year Année Año	Application Application Aplicación	Year Année Año	Application Application Aplicación
<b>7088-10</b>	<b>N7732-10</b>	<b>7111</b>	<i>- continued</i>	<b>7122</b>	<i>- continued</i>
86	FORD AEROSTAR	69	GMC JIMMY	71-69	GMC JIMMY
90-85	FORD ESCORT	69-63	GMC P SERIES TRUCKS	71	GMC MOTORHOME
88-85	FORD EXP	71	GMC SPRINT	71-68	GMC P SERIES TRUCKS
86	FORD TAURUS	68-63	GMC SUBURBAN	71	GMC SPRINT
90-84	FORD TEMPO	70-63	INTERNATIONAL (EXC SCOUT)	71-68	GMC SUBURBAN
87	FORD THUNDERBIRD	70-63	INTERNATIONAL SCOUT	71-65	OLDSMOBILE 442
87	MERCURY COUGAR	71-68	JEEP CJ SERIES	71-68	OLDSMOBILE 98
87-85	MERCURY LYNX	67-66	JEEP COMMANDO	71	OLDSMOBILE CUSTOM CRUISER
86	MERCURY SABLE	67-66	JEEP DISPATCHER	71-68	OLDSMOBILE CUTLASS
90-84	MERCURY TOPAZ	71-66	JEEP DJ SERIES	68	OLDSMOBILE DELMONT 88
<b>7091</b>		66	JEEP FC150	71-68	OLDSMOBILE DELTA 88
70-63	AMC AMBASSADOR	66	JEEP FC170	71-68	OLDSMOBILE F85
69-63	AMC AMERICAN	71-65	JEEP JEEPSTER	71-68	OLDSMOBILE TORONADO
70-68	AMC AMX	72-68	JEEP OLDER MODELS	71-68	OLDSMOBILE VISTA CRUISER
69-63	AMC CLASSIC	67-66	JEEP UNIVERSAL	71-68	PONTIAC ACADIAN
70	AMC GREMLIN	68-63	OLDSMOBILE 98	70-69	PONTIAC BONNEVILLE
70	AMC HORNET	69-63	OLDSMOBILE CUTLASS	70-69	PONTIAC CATALINA
70-68	AMC JAVELIN	68-67	OLDSMOBILE DELMONT 88	70-69	PONTIAC EXECUTIVE
67-65	AMC MARLIN	68-63	OLDSMOBILE DELTA 88	69	PONTIAC FIREBIRD
69	AMC RAMBLER	66-63	OLDSMOBILE DYNAMIC	70-69	PONTIAC GRAND PRIX
70-66	AMC REBEL	67-63	OLDSMOBILE F85	71-69	PONTIAC GTO
67	AMC ROGUE	63	OLDSMOBILE FIESTA	71-69	PONTIAC LEMANS
71-61	JEEP CJ SERIES	66-64	OLDSMOBILE JETSTAR 88	71-69	PONTIAC SAFARI
67-66	JEEP COMMANDO	67-63	OLDSMOBILE OLDER MODELS	70-69	PONTIAC TEMPEST
67-66	JEEP DISPATCHER	66-63	OLDSMOBILE STARFIRE	71	PONTIAC VENTURA
71-66	JEEP DJ SERIES	64-63	OLDSMOBILE SUPER 88	<b>7127-3</b>	<b>N7127-3</b>
66-62	JEEP FC150	67-66	OLDSMOBILE TORONADO	75-73	BUICK APOLLO
66-63	JEEP FC170	67-64	OLDSMOBILE VISTA CRUISER	83-75	BUICK CENTURY
67-63	JEEP GLADIATOR	69-68	PONTIAC ACADIAN	83-77	BUICK ELECTRA
71-63	JEEP J SERIES PICKUPS	70-63	PONTIAC BONNEVILLE	79-77	BUICK ESTATE WAGON
71-65	JEEP JEEPSTER	70-63	PONTIAC CATALINA	83-76	BUICK LESABRE
72-60	JEEP OLDER MODELS	70-67	PONTIAC EXECUTIVE	83-75	BUICK REGAL
62	JEEP TORONADO	69-67	PONTIAC FIREBIRD	81-77	BUICK RIVIERA
67-66	JEEP UNIVERSAL	70-63	PONTIAC GRAND PRIX	80-75	BUICK SKYHAWK
71-63	JEEP WAGONEER	68-64	PONTIAC GTO	85-75	BUICK SKYLARK
<b>7107</b>		69-63	PONTIAC LEMANS	81-73	CHEVROLET BEL AIR
69-65	CHEVROLET CORVAIR	66-63	PONTIAC OLDER MODELS	86-73	CHEVROLET BLAZER
<b>7111</b>		70-63	PONTIAC SAFARI	86-73	CHEVROLET C / K / R / V SERIES PICKUPS
67-63	AMC AMBASSADOR	66-63	PONTIAC STAR CHIEF	85-73	CHEVROLET CAMARO
66-63	AMC AMERICAN	68-63	PONTIAC TEMPEST	82-73	CHEVROLET CAPRICE
66-63	AMC CLASSIC	<b>7122</b>		86-82	CHEVROLET CELEBRITY
66	AMC MARLIN	72-70	AMC AMBASSADOR	73	CHEVROLET CHEVELLE
71-62	BUICK ELECTRA	71	BUICK CENTURION	85-80	CHEVROLET CITATION
70	BUICK ESTATE WAGON	71-68	BUICK ELECTRA	84-73	CHEVROLET EL CAMINO
71-65	BUICK GRAND SPORT	71-70	BUICK ESTATE WAGON	86-73	CHEVROLET G SERIES VANS
66-62	BUICK INVICTA	71-68	BUICK GRAND SPORT	82-73	CHEVROLET IMPALA
67-62	BUICK LESABRE	71-66	BUICK LESABRE	76-73	CHEVROLET LAGUNA
68-63	BUICK RIVIERA	69	BUICK RIVIERA	83-73	CHEVROLET MALIBU
70-62	BUICK SKYLARK	71-68	BUICK SKYLARK	84-73	CHEVROLET MONTE CARLO
67-63	BUICK SPECIAL	69-68	BUICK SPECIAL	80-75	CHEVROLET MONZA
70-64	BUICK SPORTWAGON	71-68	BUICK SPORTWAGON	79-73	CHEVROLET NOVA
70-63	BUICK WILDCAT	70-69	BUICK WILDCAT	86-73	CHEVROLET P SERIES TRUCKS
68-65	CADILLAC CALAIS	71-68	CADILLAC CALAIS	83-82	CHEVROLET S10 PICKUP
67-63	CADILLAC DEVILLE	71-68	CADILLAC DEVILLE	86-73	CHEVROLET SUBURBAN
67-63	CADILLAC ELDORADO	70-68	CADILLAC ELDORADO	86-73	GMC C / K / R / V SERIES PICKUPS
70-63	CADILLAC FLEETWOOD	71-67	CADILLAC FLEETWOOD	84-78	GMC CABALLERO
64-63	CADILLAC SERIES 62	71-68	CHEVROLET BEL AIR	86-73	GMC G SERIES VANS
68-63	CHEVROLET BEL AIR	71-68	CHEVROLET BISCAYNE	86-73	GMC JIMMY
68-63	CHEVROLET BISCAYNE	71-69	CHEVROLET BLAZER	86-73	GMC P SERIES TRUCKS
69	CHEVROLET BLAZER	71-69	CHEVROLET BROOKWOOD	83-82	GMC S-15 PICKUP
69-63	CHEVROLET C / K / R / V SERIES PICKUPS	71-68	CHEVROLET C / K / R / V SERIES PICKUPS	77-73	GMC SPRINT
68-67	CHEVROLET CAMARO	71-67	CHEVROLET CAMARO	86-73	GMC SUBURBAN
68-66	CHEVROLET CAPRICE	71-69	CHEVROLET CAPRICE	82-80	JEEP CHEROKEE
68-64	CHEVROLET CHEVELLE	71-69	CHEVROLET CHEVELLE	82-80	JEEP CJ SERIES
68-63	CHEVROLET CORVETTE	71-69	CHEVROLET EL CAMINO	82-80	JEEP J SERIES PICKUPS
71-64	CHEVROLET EL CAMINO	71-69	CHEVROLET G SERIES VANS	82-81	JEEP SCRAMBLER
72-64	CHEVROLET G SERIES VANS	71-68	CHEVROLET IMPALA	82-80	JEEP WAGONEER
68-63	CHEVROLET IMPALA	71-69	CHEVROLET KINGSWOOD	83-70	OLDSMOBILE 98
67-64	CHEVROLET MALIBU	71-70	CHEVROLET MONTE CARLO	82-71	OLDSMOBILE CUSTOM CRUISER
68-62	CHEVROLET NOVA	71	CHEVROLET MOTORHOME	84-69	OLDSMOBILE CUTLASS
69-63	CHEVROLET P SERIES TRUCKS	71-69	CHEVROLET NOVA	84-78	OLDSMOBILE CUTLASS CALAIS
68-63	CHEVROLET SUBURBAN	71-68	CHEVROLET P SERIES TRUCKS	83-82	OLDSMOBILE CUTLASS CIERA
69-63	GMC C / K / R / V SERIES PICKUPS	71-68	CHEVROLET SUBURBAN	83-68	OLDSMOBILE DELTA 88
70-68	GMC CABALLERO	71-69	CHEVROLET TOWNSMAN	84-73	OLDSMOBILE OMEGA
69-64	GMC G SERIES VANS	71-68	GMC C / K / R / V SERIES PICKUPS	80-75	OLDSMOBILE STARFIRE
		70-69	GMC CABALLERO	82-68	OLDSMOBILE TORONADO
		71-69	GMC G SERIES VANS	77-68	OLDSMOBILE VISTA CRUISER

# BUYER'S GUIDE / GUIDE DE L'ACHETEUR / GUÍA DEL COMPRADOR

Year Année Año	Application Application Aplicación	Year Année Año	Application Application Aplicación	Year Année Año	Application Application Aplicación
<b>7127-3 - continued</b>		<b>7127-9 - continued</b>		<b>7127-12 - continued</b>	
83-82	PONTIAC 6000	86-75	JEEP CJ SERIES	72-68	OLDSMOBILE F85
77	PONTIAC ASTRE	86-84	JEEP GRAND WAGONEER	76-75	OLDSMOBILE OMEGA
84-77	PONTIAC BONNEVILLE	88-76	JEEP J SERIES PICKUPS	77-76	OLDSMOBILE STARFIRE
81-77	PONTIAC CATALINA	85-81	JEEP SCRAMBLER	82	PONTIAC 6000
85-77	PONTIAC FIREBIRD	86-78	JEEP WAGONEER	77-75	PONTIAC ASTRE
80-78	PONTIAC GRAND AM	82-75	OLDSMOBILE 98	79-78	PONTIAC BONNEVILLE
84-78	PONTIAC GRAND PRIX	82-75	OLDSMOBILE CUSTOM CRUISER	79-78	PONTIAC CATALINA
78-77	PONTIAC GRAND SAFARI	82-75	OLDSMOBILE CUTLASS	81-80	PONTIAC FIREBIRD
81-77	PONTIAC LAURENTIAN	82-80	OLDSMOBILE CUTLASS CALAIS	77	PONTIAC GRAND PRIX
83-76	PONTIAC LEMANS	82-75	OLDSMOBILE DELTA 88	80	PONTIAC LAURENTIAN
82-77	PONTIAC PARISIENNE	82	OLDSMOBILE FIRENZA	81-77	PONTIAC LEMANS
84-77	PONTIAC PHOENIX	76-73	OLDSMOBILE OMEGA	84-80	PONTIAC PARISIENNE
80-76	PONTIAC SUNBIRD	80-76	OLDSMOBILE STARFIRE	78-77	PONTIAC PHOENIX
77-73	PONTIAC VENTURA	80	OLDSMOBILE TORONADO	77-76	PONTIAC SUNBIRD
<b>7127-6 N7127-6</b>		84-83	PONTIAC 6000	77-75	PONTIAC VENTURA
82	BUICK CENTURY	77-75	PONTIAC ASTRE	<b>7133</b>	
84-80	BUICK SKYLARK	82-71	PONTIAC BONNEVILLE	72	BUICK CENTURION
84-82	CHEVROLET CAMARO	81-71	PONTIAC CATALINA	72	BUICK ELECTRA
84-82	CHEVROLET CELEBRITY	79-69	PONTIAC FIREBIRD	72	BUICK ESTATE WAGON
84-80	CHEVROLET CITATION	80-73	PONTIAC GRAND AM	72	BUICK GRAND SPORT
80-78	CHEVROLET MONZA	82-69	PONTIAC GRAND PRIX	72	BUICK LESABRE
78	JEEP J SERIES PICKUPS	78-71	PONTIAC GRAND SAFARI	72	BUICK SKYLARK
84-82	OLDSMOBILE CUTLASS CIERA	75-71	PONTIAC GRANDVILLE	72	BUICK SPORTWAGON
84-80	OLDSMOBILE OMEGA	82	PONTIAC J-2000	72	CADILLAC CALAIS
78	OLDSMOBILE STARFIRE	81-76	PONTIAC LAURENTIAN	72	CADILLAC DEVILLE
82	PONTIAC 6000	82-69	PONTIAC LEMANS	72	CADILLAC FLEETWOOD
77	PONTIAC ASTRE	82-76	PONTIAC PARISIENNE	72	CHEVROLET BEL AIR
84-82	PONTIAC FIREBIRD	78	PONTIAC PHOENIX	72	CHEVROLET BISCAYNE
84-78	PONTIAC PHOENIX	73-72	PONTIAC SAFARI	72	CHEVROLET BLAZER
79-77	PONTIAC SUNBIRD	80-76	PONTIAC SUNBIRD	72	CHEVROLET BROOKWOOD
<b>7127-9 N7127-9</b>		71-69	PONTIAC TEMPEST	72	CHEVROLET C / K / R / V SERIES PICKUPS
80-78	AMC AMX	77-73	PONTIAC VENTURA	72	CHEVROLET CAMARO
83-78	AMC CONCORD	<b>7127-12 N7127-12</b>		72	CHEVROLET CAPRICE
83-80	AMC EAGLE	75-73	BUICK APOLLO	72	CHEVROLET CHEVELLE
78-76	AMC GREMLIN	73	BUICK CENTURION	72	CHEVROLET EL CAMINO
77-76	AMC HORNET	82-73	BUICK CENTURY	72	CHEVROLET G SERIES VANS
78-76	AMC MATADOR	79-73	BUICK ELECTRA	72	CHEVROLET IMPALA
80-76	AMC PACER	79-73	BUICK ESTATE WAGON	72	CHEVROLET KINGSWOOD
83-79	AMC SPIRIT	79-73	BUICK LESABRE	72	CHEVROLET MONTE CARLO
74-73	BUICK APOLLO	77-73	BUICK REGAL	72	CHEVROLET MOTORHOME
84-79	BUICK CENTURY	78-70	BUICK RIVIERA	72	CHEVROLET NOVA
82-73	BUICK ELECTRA	76-75	BUICK SKYLARK	73-72	CHEVROLET P SERIES TRUCKS
76-73	BUICK ESTATE WAGON	76-73	CADILLAC CALAIS	72	CHEVROLET SUBURBAN
82-73	BUICK LESABRE	80-75	CADILLAC COMMERCIAL CHASSIS	72	CHEVROLET TOWNSMAN
81-79	BUICK REGAL	80-72	CADILLAC DEVILLE	72	GMC C / K / R / V SERIES PICKUPS
82	BUICK SKYHAWK	78-71	CADILLAC ELDERADO	72	GMC G SERIES VANS
85-77	BUICK SKYLARK	80-72	CADILLAC FLEETWOOD	72	GMC JIMMY
73	CHEVROLET BEL AIR	79-75	CADILLAC SEVILLE	72	GMC MOTORHOME
83-73	CHEVROLET BLAZER	80	CHEVROLET BEL AIR	72	GMC P SERIES TRUCKS
88-73	CHEVROLET C / K / R / V SERIES PICKUPS	84-82	CHEVROLET BLAZER	72	GMC SPRINT
79-73	CHEVROLET CAMARO	86-82	CHEVROLET C / K / R / V SERIES PICKUPS	72	GMC SUBURBAN
79-77	CHEVROLET CAPRICE	81-80	CHEVROLET CAMARO	72	OLDSMOBILE 98
73	CHEVROLET CHEVELLE	84-80	CHEVROLET CAPRICE	72	OLDSMOBILE CUSTOM CRUISER
85	CHEVROLET CITATION	82	CHEVROLET CELEBRITY	72	OLDSMOBILE CUTLASS
81-68	CHEVROLET CORVETTE	80-69	CHEVROLET CORVETTE	72	OLDSMOBILE DELTA 88
77-73	CHEVROLET EL CAMINO	82-78	CHEVROLET EL CAMINO	72	OLDSMOBILE F85
84-73	CHEVROLET G SERIES VANS	86-85	CHEVROLET G SERIES VANS	72	OLDSMOBILE VISTA CRUISER
79-73	CHEVROLET IMPALA	84-80	CHEVROLET IMPALA	72	PONTIAC VENTURA
77-73	CHEVROLET MALIBU	82-78	CHEVROLET MALIBU	<b>7134-3</b>	
80-75	CHEVROLET MONZA	82-78	CHEVROLET MONTE CARLO	81-80	BUICK CENTURY
82-73	CHEVROLET MOTORHOME	77-75	CHEVROLET MONZA	83-82	BUICK ELECTRA
79-73	CHEVROLET NOVA	82	CHEVROLET P SERIES TRUCKS	83-81	BUICK LESABRE
86-73	CHEVROLET P SERIES TRUCKS	84-83	CHEVROLET S10 PICKUP	83-80	BUICK REGAL
83-82	CHEVROLET S10 PICKUP	86-82	CHEVROLET SUBURBAN	82-80	CADILLAC DEVILLE
86-73	CHEVROLET SUBURBAN	77-71	CHEVROLET VEGA	82-81	CADILLAC ELDERADO
77-71	CHEVROLET VEGA	86-82	GMC C / K / R / V SERIES PICKUPS	82-80	CADILLAC FLEETWOOD
88-73	GMC C / K / R / V SERIES PICKUPS	82-78	GMC CABALLERO	82-81	CADILLAC SEVILLE
74-73	GMC CABALLERO	86-85	GMC G SERIES VANS	81-80	CHEVROLET BEL AIR
84-73	GMC G SERIES VANS	84-82	GMC JIMMY	83-80	CHEVROLET CAMARO
83-73	GMC JIMMY	82	GMC P SERIES TRUCKS	86-80	CHEVROLET CAPRICE
82-73	GMC MOTORHOME	84-83	GMC S-15 PICKUP	83-80	CHEVROLET EL CAMINO
86-73	GMC P SERIES TRUCKS	86-82	GMC SUBURBAN	85-80	CHEVROLET IMPALA
83-82	GMC S-15 PICKUP	79-71	INTERNATIONAL (EXC SCOUT)	83-80	CHEVROLET MALIBU
77-75	GMC SPRINT	80-71	INTERNATIONAL SCOUT	83-80	CHEVROLET MONTE CARLO
86-73	GMC SUBURBAN	71-68	OLDSMOBILE 442	84-83	CHEVROLET P SERIES TRUCKS
86-75	JEEP CHEROKEE	72-68	OLDSMOBILE CUTLASS	83-80	GMC CABALLERO
		82	OLDSMOBILE CUTLASS CIERA		

# BUYER'S GUIDE / GUIDE DE L'ACHETEUR / GUÍA DEL COMPRADOR

Year Année Año	Application Application Aplicación	Year Année Año	Application Application Aplicación	Year Année Año	Application Application Aplicación
<b>7134-3 - continued</b>		<b>7134-12 - continued</b>		<b>7135 - continued</b>	
84-83	GMC P SERIES TRUCKS	80	CADILLAC COMMERCIAL CHASSIS	73-72	PONTIAC SAFARI
82-81	JEEP CHEROKEE	80	CADILLAC DEVILLE	<b>7135-R</b>	
82-81	JEEP CJ SERIES	80	CADILLAC FLEETWOOD	93-91	CHEVROLET P SERIES TRUCKS
82-81	JEEP J SERIES PICKUPS	81	CHEVROLET CAMARO	93-91	GMC P SERIES TRUCKS
82-81	JEEP SCRAMBLER	83-82	CHEVROLET CELEBRITY	80-79	OLDSMOBILE CUTLASS
82-81	JEEP WAGONEER	83	CHEVROLET EL CAMINO	79	OLDSMOBILE CUTLASS CALAIS
82-80	OLDSMOBILE 98	83	CHEVROLET MALIBU	<b>7137-6</b>	
82	OLDSMOBILE CUSTOM CRUISER	83	CHEVROLET MONTE CARLO	82-80	BUICK CENTURY
83-80	OLDSMOBILE CUTLASS	80-79	FIAT STRADA	84-80	BUICK ELECTRA
82-80	OLDSMOBILE CUTLASS CALAIS	80-79	FIAT X-1/9	84-80	BUICK LESABRE
83-80	OLDSMOBILE DELTA 88	83	GMC CABALLERO	87-80	BUICK REGAL
81	OLDSMOBILE TORONADO	85	OLDSMOBILE 98	84-80	BUICK RIVIERA
82-80	PONTIAC BONNEVILLE	85-82	OLDSMOBILE CUTLASS CIERA	82	BUICK SKYHAWK
81-80	PONTIAC CATALINA	83-82	PONTIAC 6000	82-80	BUICK SKYLARK
83-81	PONTIAC FIREBIRD	81-80	PONTIAC BONNEVILLE	82	CADILLAC DEVILLE
80	PONTIAC GRAND AM	81-80	PONTIAC CATALINA	82	CADILLAC ELDORADO
82-80	PONTIAC GRAND PRIX	81-80	PONTIAC FIREBIRD	82	CADILLAC FLEETWOOD
81-80	PONTIAC LAURENTIAN	80	PONTIAC GRAND AM	82	CADILLAC SEVILLE
82-80	PONTIAC LEMANS	81-80	PONTIAC GRAND PRIX	82-81	CHEVROLET CAMARO
82-80	PONTIAC PARISIENNE	81-80	PONTIAC LEMANS	83-80	CHEVROLET CAPRICE
<b>7134-6</b>		<b>7134-R</b>		<b>7135</b>	
82-81	BUICK CENTURY	82	BUICK REGAL	73	BUICK CENTURION
84-81	BUICK ELECTRA	82	OLDSMOBILE CUTLASS	79-73	BUICK CENTURY
84-80	BUICK LESABRE	82	OLDSMOBILE CUTLASS CALAIS	80-73	BUICK ELECTRA
83	BUICK PARK AVENUE	82	OLDSMOBILE CUTLASS CIERA	79-73	BUICK ESTATE WAGON
87-81	BUICK REGAL				
84-80	BUICK RIVIERA				
83-82	BUICK SKYHAWK				
84-80	BUICK SKYLARK				
82	CHEVROLET CAMARO				
83	CHEVROLET CELEBRITY				
83	CHEVROLET CITATION				
84-83	CHEVROLET EL CAMINO				
83	CHEVROLET MALIBU				
87-83	CHEVROLET MONTE CARLO				
84-83	GMC CABALLERO				
82-81	OLDSMOBILE 98				
82	OLDSMOBILE CUSTOM CRUISER				
84-81	OLDSMOBILE CUTLASS				
84-81	OLDSMOBILE CUTLASS CALAIS				
83-81	OLDSMOBILE DELTA 88				
83-82	OLDSMOBILE FIRENZA				
83	OLDSMOBILE OMEGA				
84-81	OLDSMOBILE TORONADO				
86-85	PONTIAC BONNEVILLE				
82	PONTIAC FIREBIRD				
87-85	PONTIAC GRAND PRIX				
82	PONTIAC J-2000				
<b>7134-6R</b>					
82	CHEVROLET MALIBU				
82	CHEVROLET MONTE CARLO				
82-80	OLDSMOBILE CUTLASS				
82-80	OLDSMOBILE CUTLASS CALAIS				
<b>7134-9</b>					
82-81	AMC CONCORD				
82-81	AMC EAGLE				
82-81	AMC SPIRIT				
82-80	CHEVROLET CORVETTE				
83-80	JEEP CHEROKEE				
82-81	JEEP CJ SERIES				
91-84	JEEP GRAND WAGONEER				
88-80	JEEP J SERIES PICKUPS				
82-81	JEEP SCRAMBLER				
83-80	JEEP WAGONEER				
<b>7134-9R</b>					
83	BUICK CENTURY				
83	OLDSMOBILE CUTLASS CIERA				
83	PONTIAC 6000				
<b>7134-12</b>		<b>N7290-12</b>			
85-80	BUICK CENTURY				
85-80	BUICK ELECTRA				
80	BUICK LESABRE				
81-80	BUICK REGAL				
80	CADILLAC COMMERCIAL CHASSIS				
80	CADILLAC DEVILLE				
80	CADILLAC FLEETWOOD				
81	CHEVROLET CAMARO				
83-82	CHEVROLET CELEBRITY				
83	CHEVROLET EL CAMINO				
83	CHEVROLET MALIBU				
83	CHEVROLET MONTE CARLO				
80-79	FIAT STRADA				
80-79	FIAT X-1/9				
83	GMC CABALLERO				
85	OLDSMOBILE 98				
85-82	OLDSMOBILE CUTLASS CIERA				
83-82	PONTIAC 6000				
81-80	PONTIAC BONNEVILLE				
81-80	PONTIAC CATALINA				
81-80	PONTIAC FIREBIRD				
80	PONTIAC GRAND AM				
81-80	PONTIAC GRAND PRIX				
81-80	PONTIAC LEMANS				
81-80	PONTIAC PARISIENNE				
82	BUICK REGAL				
82	OLDSMOBILE CUTLASS				
82	OLDSMOBILE CUTLASS CALAIS				
82	OLDSMOBILE CUTLASS CIERA				
<b>7145-3</b>					
82	CHEVROLET CAVALIER				
<b>7145-6</b>					
85-83	BUICK SKYHAWK				
86-83	CHEVROLET CAVALIER				
87-76	CHEVROLET CHEVETTE				
86-83	OLDSMOBILE FIRENZA				
76	OLDSMOBILE STARFIRE				
87-76	PONTIAC ACADIAN				
76-75	PONTIAC ASTRE				
80	PONTIAC FIREBIRD				
84-83	PONTIAC J-2000				
77-76	PONTIAC SUNBIRD				
87-81	PONTIAC T-1000				
<b>7145-12</b>					
82	BUICK SKYHAWK				
82	CHEVROLET CAVALIER				
82	OLDSMOBILE FIRENZA				
82	PONTIAC J-2000				
<b>7157</b>					
84-80	CADILLAC COMMERCIAL CHASSIS				
84-80	CADILLAC DEVILLE				
85-80	CADILLAC ELDORADO				
85-80	CADILLAC FLEETWOOD				
85-80	CADILLAC SEVILLE				
86	CHEVROLET G SERIES VANS				

# BUYER'S GUIDE / GUIDE DE L'ACHETEUR / GUÍA DEL COMPRADOR

Year Année Año	Application Application Aplicación	Year Année Año	Application Application Aplicación	Year Année Año	Application Application Aplicación
<b>7157 - continued</b>		<b>7273-6 - continued</b>		<b>7273-9 - continued</b>	
85-84	CHEVROLET P SERIES TRUCKS	85-83	CHEVROLET CAMARO	86-83	PONTIAC PARISIENNE
86	GMC G SERIES VANS	85-83	CHEVROLET CAPRICE	86-85	PONTIAC SUNBIRD
85-84	GMC P SERIES TRUCKS	84	CHEVROLET CELEBRITY	<b>7273-9R</b>	
<b>7192-12</b>		84-83	CHEVROLET CITATION	83	BUICK REGAL
84-82	BUICK SKYHAWK	83	CHEVROLET EL CAMINO	84	CHEVROLET BLAZER
83-82	CADILLAC CIMARRON	85-83	CHEVROLET IMPALA	83	CHEVROLET EL CAMINO
82	CHEVROLET CAVALIER	83	CHEVROLET MALIBU	83	CHEVROLET MALIBU
82	OLDSMOBILE FIRENZA	83	CHEVROLET MONTE CARLO	83	CHEVROLET MONTE CARLO
82	PONTIAC J-2000	83	GMC CABALLERO	85-83	CHEVROLET S10 PICKUP
<b>7273-3</b>		83	OLDSMOBILE CUTLASS	83	GMC CABALLERO
<b>N7273-3</b>		83	OLDSMOBILE CUTLASS CALAIS	85-84	GMC S-15 PICKUP
86-83	BUICK CENTURY	84-82	OLDSMOBILE CUTLASS CIERA	83	OLDSMOBILE CUTLASS
84-83	BUICK ELECTRA	85-83	OLDSMOBILE DELTA 88	83	OLDSMOBILE CUTLASS CALAIS
85-83	BUICK LESABRE	84-83	OLDSMOBILE OMEGA	83	PONTIAC BONNEVILLE
83	BUICK PARK AVENUE	83	PONTIAC BONNEVILLE	83	PONTIAC GRAND PRIX
87-83	BUICK REGAL	85-83	PONTIAC FIREBIRD	83	PONTIAC LEMANS
85-83	BUICK SKYLARK	83	PONTIAC GRAND PRIX	<b>7273-12</b>	
85	CADILLAC CIMARRON	84	PONTIAC J-2000	<b>N7273-12</b>	
85	CHEVROLET ASTRO VAN	83	PONTIAC LEMANS	83	AMC CONCORD
88-83	CHEVROLET BLAZER	85-84	PONTIAC PARISIENNE	88-83	AMC EAGLE
89-83	CHEVROLET C / K / R / V SERIES PICKUPS	84-83	PONTIAC PHOENIX	83	AMC SPIRIT
85-83	CHEVROLET CAMARO	86-85	PONTIAC SUNBIRD	84-83	BUICK CENTURY
85-83	CHEVROLET CAPRICE	<b>7273-9</b>		85	BUICK SOMERSET
86-85	CHEVROLET CAVALIER	<b>N7273-9</b>		85	CHEVROLET ASTRO VAN
86-83	CHEVROLET CELEBRITY	83	AMC CONCORD	90-83	CHEVROLET BLAZER
85-83	CHEVROLET CITATION	88-83	AMC EAGLE	90-83	CHEVROLET C / K / R / V SERIES PICKUPS
85-83	CHEVROLET EL CAMINO	83	AMC SPIRIT	87-83	CHEVROLET CAPRICE
88-83	CHEVROLET G SERIES VANS	86-83	BUICK CENTURY	84-83	CHEVROLET CELEBRITY
85-83	CHEVROLET IMPALA	83	BUICK ELECTRA	87-83	CHEVROLET EL CAMINO
83	CHEVROLET MALIBU	83	BUICK LESABRE	90-83	CHEVROLET G SERIES VANS
87-83	CHEVROLET MONTE CARLO	83	BUICK PARK AVENUE	85-83	CHEVROLET IMPALA
91-83	CHEVROLET P SERIES TRUCKS	87-83	BUICK REGAL	83	CHEVROLET MALIBU
86-83	CHEVROLET S10 PICKUP	83	BUICK RIVIERA	88-83	CHEVROLET MONTE CARLO
89-83	CHEVROLET SUBURBAN	86-83	BUICK SKYHAWK	90-83	CHEVROLET P SERIES TRUCKS
89-83	GMC C / K / R / V SERIES PICKUPS	85	BUICK SKYLARK	84-83	CHEVROLET S10 PICKUP
85-83	GMC CABALLERO	86-84	CHEVROLET BLAZER	90-83	CHEVROLET SUBURBAN
88-83	GMC G SERIES VANS	88-83	CHEVROLET C / K / R / V SERIES PICKUPS	90-83	GMC C / K / R / V SERIES PICKUPS
88-83	GMC JIMMY	86-85	CHEVROLET CAMARO	87-83	GMC CABALLERO
91-83	GMC P SERIES TRUCKS	87-83	CHEVROLET CAPRICE	90-83	GMC G SERIES VANS
86-83	GMC S-15 PICKUP	86-83	CHEVROLET CELEBRITY	90-83	GMC JIMMY
85	GMC SAFARI VAN	85	CHEVROLET CITATION	90-83	GMC P SERIES TRUCKS
89-83	GMC SUBURBAN	87-83	CHEVROLET EL CAMINO	84-83	GMC S-15 PICKUP
83	OLDSMOBILE 98	86-83	CHEVROLET G SERIES VANS	85	GMC SAFARI VAN
83	OLDSMOBILE CUSTOM CRUISER	85-83	CHEVROLET IMPALA	90-83	GMC SUBURBAN
87-83	OLDSMOBILE CUTLASS	83	CHEVROLET MALIBU	86-83	JEEP CHEROKEE
85-83	OLDSMOBILE CUTLASS CALAIS	88-83	CHEVROLET MONTE CARLO	86-83	JEEP CJ SERIES
86-83	OLDSMOBILE CUTLASS CIERA	89-83	CHEVROLET P SERIES TRUCKS	86	JEEP COMANCHE PICKUP
85-83	OLDSMOBILE DELTA 88	85-84	CHEVROLET S10 PICKUP	86-84	JEEP GRAND WAGONEER
86-85	OLDSMOBILE FIRENZA	86-84	CHEVROLET SUBURBAN	87-83	JEEP J SERIES PICKUPS
84-83	OLDSMOBILE OMEGA	88-83	GMC C / K / R / V SERIES PICKUPS	85-83	JEEP SCRAMBLER
86-83	PONTIAC 6000	87-83	GMC CABALLERO	86-83	JEEP WAGONEER
86-83	PONTIAC BONNEVILLE	86-83	GMC G SERIES VANS	89-87	JEEP WRANGLER
86-84	PONTIAC FIERO	86	GMC JIMMY	85	OLDSMOBILE CUTLASS CALAIS
85-83	PONTIAC FIREBIRD	89-83	GMC P SERIES TRUCKS	85-83	OLDSMOBILE CUTLASS CIERA
87-83	PONTIAC GRAND PRIX	85-84	GMC S-15 PICKUP	84-83	PONTIAC 6000
83	PONTIAC LEMANS	86-84	GMC SUBURBAN	86	PONTIAC BONNEVILLE
85-83	PONTIAC PARISIENNE	86-83	JEEP CHEROKEE	87-85	PONTIAC FIERO
84-83	PONTIAC PHOENIX	86-83	JEEP CJ SERIES	85	PONTIAC GRAND AM
<b>7273-3R</b>		86	JEEP COMANCHE PICKUP	87-86	PONTIAC GRAND PRIX
83	BUICK REGAL	91-84	JEEP GRAND WAGONEER	86-83	PONTIAC PARISIENNE
83	CHEVROLET EL CAMINO	88-83	JEEP J SERIES PICKUPS	<b>7273-R</b>	
83	CHEVROLET MALIBU	85-83	JEEP SCRAMBLER	83	BUICK CENTURY
83	CHEVROLET MONTE CARLO	86-83	JEEP WAGONEER	84	CHEVROLET CELEBRITY
83	GMC CABALLERO	90-87	JEEP WRANGLER	83	OLDSMOBILE CUTLASS CIERA
83	OLDSMOBILE CUTLASS	83	OLDSMOBILE 98	84-83	PONTIAC 6000
83	OLDSMOBILE CUTLASS CALAIS	83	OLDSMOBILE CUSTOM CRUISER	<b>7278-6</b>	
83	PONTIAC BONNEVILLE	83	OLDSMOBILE CUTLASS	87-83	CHEVROLET CHEVETTE
83	PONTIAC GRAND PRIX	83	OLDSMOBILE CUTLASS CALAIS	87-83	PONTIAC ACADIAN
83	PONTIAC LEMANS	86-85	OLDSMOBILE CUTLASS CIERA	87-83	PONTIAC T-1000
<b>7273-6</b>		83	OLDSMOBILE DELTA 88	<b>7278-9</b>	
83	BUICK ELECTRA	86-83	OLDSMOBILE FIRENZA	84	CHEVROLET BLAZER
85-83	BUICK LESABRE	83	OLDSMOBILE TORONADO	85-84	CHEVROLET S10 PICKUP
84-83	BUICK REGAL	86-83	PONTIAC 6000	84	GMC JIMMY
86-84	BUICK SKYHAWK	86-83	PONTIAC BONNEVILLE	85-84	GMC S-15 PICKUP
84-83	BUICK SKYLARK	86-85	PONTIAC FIREBIRD		
		87-83	PONTIAC GRAND PRIX		
		84-83	PONTIAC J-2000		
		83	PONTIAC LEMANS		

# BUYER'S GUIDE / GUIDE DE L'ACHETEUR / GUÍA DEL COMPRADOR

Year Année Año	Application Application Aplicación	Year Année Año	Application Application Aplicación	Year Année Año	Application Application Aplicación
<b>7278-12</b>		<b>7290-12 - continued</b>		<b>7292-9R - continued</b>	
86-83	BUICK SKYHAWK	84	GMC G SERIES VANS	85	OLDSMOBILE CUSTOM CRUISER
86-84	CADILLAC CIMARRON	85	OLDSMOBILE 98	85-84	OLDSMOBILE CUTLASS
86-83	CHEVROLET CAVALIER	85-84	OLDSMOBILE CUTLASS CIERA	85-84	OLDSMOBILE CUTLASS CALAIS
86-83	OLDSMOBILE FIRENZA	85-84	PONTIAC 6000	85	OLDSMOBILE DELTA 88
84-83	PONTIAC J-2000	85	PONTIAC GRAND AM	85	OLDSMOBILE TORONADO
86-85	PONTIAC SUNBIRD	<b>7291-12</b>		84	PONTIAC BONNEVILLE
<b>7282-3</b>		85	CADILLAC DEVILLE	84	PONTIAC GRAND PRIX
82	CHEVROLET MALIBU	85	CADILLAC FLEETWOOD	85	PONTIAC PARISIENNE
82	CHEVROLET MONTE CARLO	<b>7292-3</b>		<b>7294-3 N7294-3</b>	
82-79	OLDSMOBILE CUTLASS	84	BUICK ELECTRA	86-84	BUICK CENTURY
82-79	OLDSMOBILE CUTLASS CALAIS	84	BUICK LESABRE	85-84	BUICK REGAL
<b>7282-9</b>		87-83	BUICK REGAL	85-84	BUICK SKYLARK
82-80	JEEP CHEROKEE	87-84	CHEVROLET CAPRICE	86-85	CADILLAC CIMARRON
83-80	JEEP CJ SERIES	84	CHEVROLET EL CAMINO	85	CHEVROLET ASTRO VAN
82-80	JEEP J SERIES PICKUPS	84	CHEVROLET IMPALA	88-87	CHEVROLET BLAZER
83-81	JEEP SCRAMBLER	83	CHEVROLET MALIBU	89-84	CHEVROLET C / K / R / V SERIES PICKUPS
82-80	JEEP WAGONEER	84-83	CHEVROLET MONTE CARLO	85-83	CHEVROLET CAMARO
<b>7287-6</b>		84	GMC CABALLERO	87	CHEVROLET CAPRICE
86	BUICK CENTURY	87-84	OLDSMOBILE CUSTOM CRUISER	86-85	CHEVROLET CAVALIER
86-85	CHEVROLET CELEBRITY	88-83	OLDSMOBILE CUTLASS	85-84	CHEVROLET CITATION
86-85	PONTIAC 6000	84-83	OLDSMOBILE CUTLASS CALAIS	84	CHEVROLET EL CAMINO
<b>7287-9</b>		84	OLDSMOBILE DELTA 88	87-84	CHEVROLET MONTE CARLO
87-85	CHEVROLET CAPRICE	84	PONTIAC BONNEVILLE	89-84	CHEVROLET SUBURBAN
85	CHEVROLET IMPALA	84	PONTIAC GRAND PRIX	89-84	GMC C / K / R / V SERIES PICKUPS
86	PONTIAC BONNEVILLE	84	PONTIAC PARISIENNE	84	GMC CABALLERO
85	PONTIAC FIREBIRD	<b>7292-3R</b>		88-87	GMC JIMMY
86-85	PONTIAC PARISIENNE	85-83	BUICK REGAL	85	GMC SAFARI VAN
<b>7287-12</b>		84	CHEVROLET EL CAMINO	89-84	GMC SUBURBAN
90-86	CHEVROLET P SERIES TRUCKS	83	CHEVROLET MALIBU	84	OLDSMOBILE CUTLASS CIERA
90-86	GMC P SERIES TRUCKS	84-83	CHEVROLET MONTE CARLO	86	OLDSMOBILE FIRENZA
<b>7288-12</b>		84	GMC CABALLERO	84	OLDSMOBILE OMEGA
85-84	CHEVROLET CORVETTE	85-83	OLDSMOBILE CUTLASS	86-84	PONTIAC 6000
<b>7290-3</b>		84-83	OLDSMOBILE CUTLASS CALAIS	86-84	PONTIAC FIERO
84-83	PONTIAC 6000	84	PONTIAC BONNEVILLE	85-83	PONTIAC FIREBIRD
<b>7290-6</b>		84	PONTIAC GRAND PRIX	84	PONTIAC PHOENIX
84	BUICK RIVIERA	<b>7292-6R</b>		<b>7294-6</b>	
86-85	CHEVROLET CAMARO	83	BUICK REGAL	85-84	BUICK LESABRE
86-85	CHEVROLET CELEBRITY	83	CHEVROLET MALIBU	85-84	BUICK REGAL
86-85	OLDSMOBILE CUTLASS CIERA	83	CHEVROLET MONTE CARLO	85-84	BUICK RIVIERA
84	OLDSMOBILE TORONADO	83	OLDSMOBILE CUTLASS	86-84	BUICK SKYHAWK
86-85	PONTIAC 6000	83	OLDSMOBILE CUTLASS CALAIS	85-84	CHEVROLET CAPRICE
86-85	PONTIAC FIREBIRD	<b>7292-9 N7830-9</b>		85-84	CHEVROLET IMPALA
<b>7290-9</b>		87-84	BUICK ELECTRA	85-84	OLDSMOBILE DELTA 88
86-83	CHEVROLET BLAZER	87-84	BUICK LESABRE	84	PONTIAC BONNEVILLE
86-83	CHEVROLET C / K / R / V SERIES PICKUPS	87-86	BUICK REGAL	84	PONTIAC GRAND PRIX
86-85	CHEVROLET CAMARO	85-84	BUICK RIVIERA	84	PONTIAC J-2000
87-85	CHEVROLET CAPRICE	87-84	CHEVROLET CAPRICE	85-84	PONTIAC PARISIENNE
85	CHEVROLET IMPALA	84	CHEVROLET EL CAMINO	86-85	PONTIAC SUNBIRD
85	CHEVROLET P SERIES TRUCKS	84	CHEVROLET IMPALA	<b>7294-9 N7294-9</b>	
86-83	CHEVROLET SUBURBAN	84	CHEVROLET MONTE CARLO	86-84	BUICK CENTURY
86-83	GMC C / K / R / V SERIES PICKUPS	84	GMC CABALLERO	84	BUICK ELECTRA
86-83	GMC JIMMY	84	OLDSMOBILE 98	84	BUICK LESABRE
85	GMC P SERIES TRUCKS	85-84	OLDSMOBILE CUSTOM CRUISER	87-84	BUICK REGAL
86-83	GMC SUBURBAN	87-84	OLDSMOBILE CUTLASS	86-84	BUICK SKYHAWK
86	PONTIAC BONNEVILLE	85-84	OLDSMOBILE CUTLASS CALAIS	85	BUICK SKYLARK
86-85	PONTIAC FIREBIRD	85-84	OLDSMOBILE DELTA 88	86-85	CHEVROLET CAMARO
86-85	PONTIAC PARISIENNE	85-84	OLDSMOBILE TORONADO	87-84	CHEVROLET CAPRICE
<b>7290-12 N7290-12</b>		84	PONTIAC BONNEVILLE	86-84	CHEVROLET CELEBRITY
85-84	BUICK CENTURY	84	PONTIAC GRAND PRIX	85	CHEVROLET CITATION
85	BUICK ELECTRA	84	PONTIAC PARISIENNE	85-84	CHEVROLET IMPALA
85	BUICK SOMERSET	87	PONTIAC SAFARI	84	CHEVROLET P SERIES TRUCKS
84	CHEVROLET C / K / R / V SERIES PICKUPS	<b>7292-9R</b>		84	GMC P SERIES TRUCKS
85-84	CHEVROLET CELEBRITY	85	BUICK ELECTRA	91-84	JEEP GRAND WAGONEER
84	CHEVROLET CORVETTE	85	BUICK LESABRE	88-87	JEEP J SERIES PICKUPS
84	CHEVROLET G SERIES VANS	85	BUICK REGAL	86	OLDSMOBILE CUTLASS CIERA
84	CHEVROLET IMPALA	85	BUICK RIVIERA	85-84	OLDSMOBILE DELTA 88
84	CHEVROLET MONTE CARLO	85	CHEVROLET CAPRICE	84	OLDSMOBILE FIRENZA
84	GMC C / K / R / V SERIES PICKUPS	84	CHEVROLET EL CAMINO	86-84	PONTIAC 6000
		85	CHEVROLET IMPALA	86-84	PONTIAC BONNEVILLE
		84	CHEVROLET MONTE CARLO	86-85	PONTIAC FIREBIRD
		84	GMC CABALLERO	87-84	PONTIAC GRAND PRIX
				84	PONTIAC J-2000
				85-84	PONTIAC PARISIENNE
				86-85	PONTIAC SUNBIRD

# BUYER'S GUIDE / GUIDE DE L'ACHETEUR / GUÍA DEL COMPRADOR

Year Année Año	Application Application Aplicación	Year Année Año	Application Application Aplicación	Year Année Año	Application Application Aplicación
<b>7294-12</b>		<b>N7294-12</b>		<b>7521 - continued</b>	
84	BUICK CENTURY	74-71	AMC AMBASSADOR	81-70	CHRYSLER NEWPORT
85	BUICK ELECTRA	74-71	AMC AMX	83-70	CHRYSLER OLDER MODELS
85	BUICK SOMERSET	75-71	AMC GREMLIN	83-70	CHRYSLER TOWN & COUNTRY CAR
85	CADILLAC DEVILLE	75-71	AMC HORNET	80-76	DODGE ASPEN
85	CADILLAC FLEETWOOD	74-71	AMC JAVELIN	87-70	DODGE B SERIES VANS
90-85	CHEVROLET C / K / R / V SERIES PICKUPS	76-71	AMC MATADOR	74-70	DODGE CHALLENGER
88-85	CHEVROLET CAPRICE	75	AMC PACER	78-70	DODGE CHARGER
84	CHEVROLET CELEBRITY	75-74	JEEP CHEROKEE	76-70	DODGE CORONET
87-85	CHEVROLET EL CAMINO	75-72	JEEP CJ SERIES	87-70	DODGE D / W SERIES PICKUPS
87	CHEVROLET G SERIES VANS	73	JEEP COMMANDO	76-70	DODGE DART
85	CHEVROLET IMPALA	74-72	JEEP DJ SERIES	87-77	DODGE DIPLOMAT
88-85	CHEVROLET MONTE CARLO	75-71	JEEP J SERIES PICKUPS	79-78	DODGE MAGNUM
89-85	CHEVROLET SUBURBAN	73-72	JEEP JEEPSTER	83-80	DODGE MIRADA
90-85	GMC C / K / R / V SERIES PICKUPS	75-72	JEEP WAGONEER	78-70	DODGE MONACO
87-85	GMC CABALLERO	<b>7505</b>		79-70	DODGE MOTORHOME
87	GMC G SERIES VANS	70	DODGE A100	72-70	DODGE P200
89-85	GMC SUBURBAN	87-70	DODGE B SERIES VANS	72-70	DODGE P300
85	OLDSMOBILE CUTLASS CALAIS	87-70	DODGE D / W SERIES PICKUPS	73-70	DODGE POLARA
85-84	OLDSMOBILE CUTLASS CIERA	79-70	DODGE MOTORHOME	87-74	DODGE RAMCHARGER
84	PONTIAC 6000	72-70	DODGE P200	77-75	DODGE ROYAL MONACO
86	PONTIAC BONNEVILLE	72-70	DODGE P300	81-79	DODGE ST. REGIS
87-85	PONTIAC FIERO	87-74	DODGE RAMCHARGER	74-70	PLYMOUTH BARRACUDA
85	PONTIAC GRAND AM	81-74	PLYMOUTH TRAILDUSTER	70	PLYMOUTH BELVEDERE
87-86	PONTIAC GRAND PRIX	<b>7509</b>		87-78	PLYMOUTH CARAVELLE
86-85	PONTIAC PARISIENNE	71-70	CHRYSLER 300 SERIES	74-70	PLYMOUTH CUDA
<b>7294-R</b>		83-75	CHRYSLER CORDOBA	76-70	PLYMOUTH DUSTER
85-84	BUICK CENTURY	83	CHRYSLER E CLASS	78-70	PLYMOUTH FURY
85	BUICK ELECTRA	87-83	CHRYSLER FIFTH AVENUE	87-72	PLYMOUTH GRAN FURY
85	CADILLAC DEVILLE	83-70	CHRYSLER IMPERIAL	71-70	PLYMOUTH OLDER MODELS
85-84	CHEVROLET CELEBRITY	81-77	CHRYSLER LEBARON	75-70	PLYMOUTH ROADRUNNER
85	OLDSMOBILE 98	83-70	CHRYSLER NEW YORKER	74-70	PLYMOUTH SATELLITE
85-84	OLDSMOBILE CUTLASS CIERA	81-70	CHRYSLER NEWPORT	76-71	PLYMOUTH SCAMP (CAR)
85	PONTIAC 6000	83-70	CHRYSLER OLDER MODELS	81-74	PLYMOUTH TRAILDUSTER
<b>7395</b>		83-70	CHRYSLER TOWN & COUNTRY CAR	76-70	PLYMOUTH VALIANT
70-63	AMC AMBASSADOR	70	DODGE A100	80-76	PLYMOUTH VOLARE
69-63	AMC AMERICAN	80-76	DODGE ASPEN	<b>7537</b>	
70-68	AMC AMX	87-70	DODGE B SERIES VANS	83	DODGE CHARGER
69-63	AMC CLASSIC	74-70	DODGE CHALLENGER	79-78	DODGE OMNI
70	AMC GREMLIN	78-70	DODGE CHARGER	79-78	PLYMOUTH HORIZON
70	AMC HORNET	76-70	DODGE CORONET	83	PLYMOUTH TURISMO
70-68	AMC JAVELIN	87-70	DODGE D / W SERIES PICKUPS	<b>7546</b>	
67-65	AMC MARLIN	76-70	DODGE DART	87-84	CHRYSLER DAYTONA
69	AMC RAMBLER	87-77	DODGE DIPLOMAT	84-83	CHRYSLER E CLASS
70-66	AMC REBEL	79-78	DODGE MAGNUM	86-84	CHRYSLER LASER
71-65	JEEP CJ SERIES	83-80	DODGE MIRADA	87-83	CHRYSLER LEBARON
67-66	JEEP COMMANDO	78-70	DODGE MONACO	87-84	CHRYSLER NEW YORKER
67-66	JEEP DISPATCHER	79-70	DODGE MOTORHOME	87-84	CHRYSLER TOWN & COUNTRY CAR
71-66	JEEP DJ SERIES	72-70	DODGE P200	87-84	DODGE 600
66-62	JEEP FC150	72-70	DODGE P300	87-84	DODGE ARIES
66-63	JEEP FC170	73-70	DODGE POLARA	87-84	DODGE CARAVAN
67-63	JEEP GLADIATOR	87-74	DODGE RAMCHARGER	87-84	DODGE CHARGER
71-63	JEEP J SERIES PICKUPS	77-75	DODGE ROYAL MONACO	87	DODGE DAKOTA PICKUP
71-65	JEEP JEEPSTER	81-79	DODGE ST. REGIS	87-84	DODGE DAYTONA
72-60	JEEP OLDER MODELS	74-70	PLYMOUTH BARRACUDA	87-85	DODGE LANCER
62	JEEP TORNADO	70	PLYMOUTH BELVEDERE	87-84	DODGE OMNI
67-66	JEEP UNIVERSAL	87-78	PLYMOUTH CARAVELLE	84	DODGE RAMPAGE
71-63	JEEP WAGONEER	74-70	PLYMOUTH CUDA	87-84	DODGE ROYAL MINI RAM
<b>7427</b>		76-70	PLYMOUTH DUSTER	87	DODGE SHADOW
74-71	AMC AMBASSADOR	78-70	PLYMOUTH FURY	87-84	PLYMOUTH CARAVELLE
74-71	AMC AMX	87-72	PLYMOUTH GRAN FURY	87	PLYMOUTH EXPO
75-71	AMC GREMLIN	71-70	PLYMOUTH OLDER MODELS	87-84	PLYMOUTH HORIZON
75-71	AMC HORNET	75-70	PLYMOUTH ROADRUNNER	87-84	PLYMOUTH RELIANT
74-71	AMC JAVELIN	74-70	PLYMOUTH SATELLITE	84	PLYMOUTH SCAMP (TRUCK)
76-71	AMC MATADOR	76-71	PLYMOUTH SCAMP (CAR)	87	PLYMOUTH SUNDANCE
75	AMC PACER	81-74	PLYMOUTH TRAILDUSTER	85-84	PLYMOUTH TURISMO
75-74	JEEP CHEROKEE	76-70	PLYMOUTH VALIANT	87-84	PLYMOUTH VOYAGER
75-72	JEEP CJ SERIES	80-76	PLYMOUTH VOLARE	<b>7549</b>	
73	JEEP COMMANDO	<b>7521</b>		84-83	CHRYSLER E CLASS
74-72	JEEP DJ SERIES	71-70	CHRYSLER 300 SERIES	86-84	CHRYSLER LASER
75-71	JEEP J SERIES PICKUPS	83-75	CHRYSLER CORDOBA	83-82	CHRYSLER LEBARON
73-72	JEEP JEEPSTER	83	CHRYSLER E CLASS	84	CHRYSLER NEW YORKER
75-72	JEEP WAGONEER	87-83	CHRYSLER FIFTH AVENUE	83-82	DODGE 400
		83-70	CHRYSLER IMPERIAL	83	DODGE 600
		81-77	CHRYSLER LEBARON	83-81	DODGE ARIES
		83-70	CHRYSLER NEW YORKER	83	DODGE CHARGER

# BUYER'S GUIDE / GUIDE DE L'ACHETEUR / GUÍA DEL COMPRADOR

Year Année Año	Application Application Aplicación	Year Année Año	Application Application Aplicación	Year Année Año	Application Application Aplicación
<b>7549 - continued</b>		<b>7705-12 - continued</b>		<b>7745-2 N7745-2</b>	
83-80	DODGE OMNI	79	FORD RANCHERO	91-86	FORD AEROSTAR
83-82	DODGE RAMPAGE	87-86	FORD TAURUS	92-90	FORD F-SERIES PICKUPS
83	PLYMOUTH CARAVELLE	79	FORD THUNDERBIRD	<b>7746-2 N7746-2</b>	
83-80	PLYMOUTH HORIZON	87-80	LINCOLN CONTINENTAL	91-90	FORD AEROSTAR
83-81	PLYMOUTH RELIANT	92-80	LINCOLN MARK SERIES	91-90	FORD RANGER
83-82	PLYMOUTH SCAMP (TRUCK)	89-81	LINCOLN TOWN CAR	<b>7748 N7748</b>	
83	PLYMOUTH TURISMO	91-82	MERCURY COLONY PARK	99-94	FORD TAURUS
<b>7552</b>		81-79	MERCURY COUGAR	99-94	MERCURY SABLE
89-88	CHRYSLER DAYTONA	91-81	MERCURY MARQUIS	<b>7749-3 N7749-3</b>	
89-88	CHRYSLER DYNASTY	87-86	MERCURY SABLE	94-92	FORD AEROSTAR
89-88	CHRYSLER FIFTH AVENUE	83-78	MERCURY ZEPHYR	96-92	FORD E-SERIES VANS
89-88	CHRYSLER LEBARON	<b>7716-2 N7735-2</b>		97-95	FORD F-SERIES PICKUPS
89-88	CHRYSLER NEW YORKER	89-86	FORD AEROSTAR	<b>7749-11 N7749-11</b>	
88	CHRYSLER TOWN & COUNTRY CAR	89-87	FORD BRONCO	90	LINCOLN TOWN CAR
88	DODGE 600	89-86	FORD BRONCO II	<b>7750 N7750</b>	
89-88	DODGE ARIES	90	FORD E-SERIES VANS	97-92	FORD AEROSTAR
89-87	DODGE B SERIES VANS	89-87	FORD F-SERIES PICKUPS	96-93	FORD BRONCO
89-88	DODGE CARAVAN	91-85	FORD RANGER	02-98	FORD ESCORT
89-88	DODGE D / W SERIES PICKUPS	<b>7716-10 N7735-10</b>		03-93	FORD E-SERIES VANS
89-87	DODGE DAKOTA PICKUP	89-86	FORD BRONCO	01-91	FORD EXPLORER
89-88	DODGE DAYTONA	91-87	FORD COUNTRY SQUIRE	02-93	FORD F-SERIES PICKUPS
89-88	DODGE DIPLOMAT	91-87	FORD CROWN VICTORIA	05-92	FORD RANGER
89-88	DODGE DYNASTY	89-86	FORD E-SERIES VANS	05-94	MAZDA B SERIES PICKUPS
89-88	DODGE LANCER	89-86	FORD F-SERIES PICKUPS	94-91	MAZDA NAVAJO
89-88	DODGE OMNI	86	FORD LTD	99-98	MERCURY TRACER
89-88	DODGE RAMCHARGER	87-86	FORD MUSTANG	<b>7751 N7760</b>	
89-88	DODGE SHADOW	92-86	FORD THUNDERBIRD	96-91	FORD ESCORT
89	DODGE SPIRIT	90-86	LINCOLN TOWN CAR	96-91	MERCURY TRACER
89	PLYMOUTH ACCLAIM	86	MERCURY CAPRI	<b>7752 N7752</b>	
89-88	PLYMOUTH CARAVELLE	91-86	MERCURY COLONY PARK	93-90	FORD TAURUS
89-88	PLYMOUTH EXPO	91-86	MERCURY MARQUIS	95	FORD WINDSTAR
89-88	PLYMOUTH GRAN FURY	92-86	MERCURY COUGAR	94-91	LINCOLN CONTINENTAL
89-88	PLYMOUTH HORIZON	91-86	MERCURY SABLE	93-90	MERCURY SABLE
89-88	PLYMOUTH RELIANT	<b>7732-2 N7732-2</b>		<b>7753 N7753</b>	
89-88	PLYMOUTH SUNDANCE	93-87	FORD BRONCO	94-92	FORD CROWN VICTORIA
89-88	PLYMOUTH VOYAGER	90	FORD BRONCO II	95-91	LINCOLN TOWN CAR
<b>7705-3 N7705-3</b>		94-90	FORD F-SERIES PICKUPS	94-92	MERCURY MARQUIS
91-87	FORD E-SERIES VANS	92-90	FORD RANGER	<b>7755-3 N7755-3</b>	
92-90	FORD F-SERIES PICKUPS	<b>7732-10 N7732-10</b>		96-92	FORD E-SERIES VANS
<b>7705-9 N7705-9</b>		90-85	FORD ESCORT	96-95	FORD F-SERIES PICKUPS
74-71	FORD COUNTRY SEDAN	88-85	FORD EXP	<b>7755-11 N7755-11</b>	
82-71	FORD COUNTRY SQUIRE	87-86	FORD TAURUS	91-89	FORD TAURUS
77-71	FORD CUSTOM	87-86	FORD TAURUS	91	FORD TEMPO
78-75	FORD E-SERIES VANS	91-87	FORD TEMPO	93-91	FORD THUNDERBIRD
78	FORD FAIRMONT	87-85	MERCURY LYNX	93-91	MERCURY COUGAR
74-73	FORD GALAXIE	86	MERCURY SABLE	91	MERCURY TOPAZ
82-72	FORD LTD	91-87	MERCURY TOPAZ	<b>7756-3 N7756-3</b>	
78-77	FORD LTD II	<b>7735-2 N7735-2</b>		96-92	FORD E-SERIES VANS
78-75	FORD MINI MOTORHOME	91-86	FORD AEROSTAR	97-94	FORD F-SERIES PICKUPS
78-74	FORD MUSTANG II	92-87	FORD BRONCO	<b>7756-7 N7756-7</b>	
79-75	FORD PINTO	91-90	FORD E-SERIES VANS	92-91	FORD TAURUS
76-73	FORD RANCH WAGON	92-87	FORD F-SERIES PICKUPS	92-91	MERCURY SABLE
78-72	FORD RANCHERO	91	FORD RANGER	<b>7760 N7760</b>	
78-72	FORD THUNDERBIRD	<b>7735-10 N7735-10</b>		94-92	FORD TEMPO
76-72	FORD TORINO	89-86	FORD AEROSTAR	94-92	MERCURY TOPAZ
78-72	LINCOLN CONTINENTAL	89-87	FORD E-SERIES VANS	<b>7763</b>	
78-72	LINCOLN MARK SERIES	94-87	FORD F-SERIES PICKUPS	98-88	FORD E-SERIES VANS
78-77	LINCOLN VERSAILLES	93-87	FORD MUSTANG	<b>7764 N7764</b>	
79-75	MERCURY BOBCAT	93-87	FORD THUNDERBIRD	94-92	FORD CROWN VICTORIA
81-72	MERCURY COLONY PARK	93-89	MERCURY COUGAR	08-04	FORD E-SERIES VANS
78-73	MERCURY COUGAR	<b>7742 N7742</b>		01-00	FORD EXCURSION
81-72	MERCURY MARQUIS	90-88	FORD TAURUS	01-99	FORD F-SERIES PICKUPS
76-73	MERCURY MONTEGO	91-88	LINCOLN CONTINENTAL	94	FORD THUNDERBIRD
74-72	MERCURY MONTEREY	90-88	MERCURY SABLE	<b>7744-2 N7744-2</b>	
78	MERCURY ZEPHYR	90-88	MERCURY SABLE	90-87	FORD BRONCO II
<b>7705-12 N7705-12</b>		93-90	FORD F-SERIES PICKUPS	<b>7744-10</b>	
91-87	FORD COUNTRY SQUIRE	90-89	FORD ESCORT	<b>7744-10</b>	
91-87	FORD CROWN VICTORIA				
89-79	FORD E-SERIES VANS				
83-78	FORD FAIRMONT				
86-82	FORD LTD				
79	FORD LTD II				
79	FORD MINI MOTORHOME				



# BUYER'S GUIDE / GUIDE DE L'ACHETEUR / GUÍA DEL COMPRADOR

Year Année Año	Application Application Aplicación	Year Année Año	Application Application Aplicación	Year Année Año	Application Application Aplicación
<b>7764 - continued</b>		<b>7781</b>	<b>N7781</b>	<b>7802-3</b>	<b>N7802-3</b>
95-92	LINCOLN TOWN CAR	00-95	FORD CROWN VICTORIA	93-87	CHEVROLET C / K / R / V SERIES PICKUPS
94	MERCURY COUGAR	02-96	FORD MUSTANG	91-88	CHEVROLET G SERIES VANS
94-93	MERCURY MARQUIS	98-96	LINCOLN MARK SERIES	93-89	CHEVROLET SUBURBAN
<b>7765</b>	<b>N7765</b>	<b>7784</b>	<b>N7784</b>	93-87	GMC C / K / R / V SERIES PICKUPS
93	FORD TAURUS	95-93	FORD CROWN VICTORIA	91-88	GMC G SERIES VANS
93	MERCURY SABLE	95-93	LINCOLN TOWN CAR	93-89	GMC SUBURBAN
<b>7767</b>		94-93	MERCURY MARQUIS	<b>7802-7</b>	
98-88	FORD E-SERIES VANS	<b>7786</b>	<b>N7786</b>	88-86	BUICK SKYLARK
92-88	FORD F-SERIES PICKUPS	99-96	FORD TAURUS	87-86	BUICK SOMERSET
<b>7768</b>	<b>N7768</b>	98-96	FORD WINDSTAR	90	CHEVROLET P SERIES TRUCKS
03-92	FORD E-SERIES VANS	<b>7787</b>	<b>N7787</b>	90	GMC P SERIES TRUCKS
01-93	FORD EXPLORER	04-96	FORD EXPLORER	88-86	OLDSMOBILE CUTLASS CALAIS
04-92	FORD F-SERIES PICKUPS	06-05	FORD GT	88	PONTIAC FIERO
01-96	FORD RANGER	04-97	MERCURY MOUNTAINEER	87-86	PONTIAC GRAND AM
00-98	MAZDA B SERIES PICKUPS	<b>7788</b>	<b>N7788</b>	<b>7802-11</b>	<b>N7802-11</b>
<b>7769</b>	<b>N7769</b>	00-99	FORD WINDSTAR	91-87	CHEVROLET BLAZER
95-94	FORD TAURUS	<b>7790</b>	<b>N7790</b>	91-87	CHEVROLET C / K / R / V SERIES PICKUPS
<b>7770</b>	<b>N7770</b>	06-97	FORD E-SERIES VANS	93-91	CHEVROLET G SERIES VANS
99-96	FORD TAURUS	02-97	FORD F-SERIES PICKUPS	93-87	CHEVROLET P SERIES TRUCKS
98-95	FORD WINDSTAR	<b>7791</b>	<b>N7791</b>	91-87	CHEVROLET SUBURBAN
99-96	MERCURY SABLE	01-97	FORD E-SERIES VANS	91-87	GMC C / K / R / V SERIES PICKUPS
<b>7771</b>	<b>N7771</b>	01-97	FORD EXPEDITION	93-91	GMC G SERIES VANS
00-94	FORD MUSTANG	02-97	FORD F-SERIES PICKUPS	91-87	GMC JIMMY
97-94	FORD THUNDERBIRD	00-98	LINCOLN NAVIGATOR	93-87	GMC P SERIES TRUCKS
97-94	MERCURY COUGAR	<b>7792</b>	<b>N7792</b>	91-87	GMC SUBURBAN
<b>7772</b>		98	FORD CONTOUR	<b>7803-7</b>	
98-92	FORD E-SERIES VANS	98	MERCURY MYSTIQUE	86	BUICK CENTURY
97-92	FORD F-SERIES PICKUPS	<b>7793</b>	<b>N7793</b>	86	OLDSMOBILE CUTLASS CIERA
<b>7773</b>	<b>N7773</b>	02-97	FORD ESCORT	<b>7804-11</b>	
02-99	FORD CROWN VICTORIA	99-97	MERCURY TRACER	86	CHEVROLET CORVETTE
04-02	FORD EXPLORER	<b>7794</b>	<b>N7794</b>	<b>7805-5</b>	
04-03	LINCOLN AVIATOR	03-98	FORD ESCORT	86	BUICK REGAL
02-95	LINCOLN CONTINENTAL	03-98	FORD ZX2	<b>7805-11</b>	
02-99	LINCOLN TOWN CAR	<b>7795</b>	<b>N7795</b>	86	BUICK CENTURY
02-99	MERCURY MARQUIS	02-97	FORD CROWN VICTORIA	86	BUICK ELECTRA
04-02	MERCURY MOUNTAINEER	02-98	LINCOLN TOWN CAR	86	BUICK LESABRE
<b>7774</b>	<b>N7774</b>	02-97	MERCURY MARQUIS	90-88	BUICK REATTA
97-95	FORD CONTOUR	<b>7796</b>	<b>N7796</b>	90-86	BUICK RIVIERA
97-95	MERCURY MYSTIQUE	01-00	FORD EXCURSION	86	OLDSMOBILE 98
<b>7775</b>	<b>N7775</b>	01-99	FORD F-SERIES PICKUPS	86	OLDSMOBILE CUTLASS CIERA
00-95	FORD CONTOUR	<b>7797</b>	<b>N7797</b>	86	OLDSMOBILE DELTA 88
02-99	MERCURY COUGAR	03-99	FORD E-SERIES VANS	90-86	OLDSMOBILE TORONADO
00-95	MERCURY MYSTIQUE	<b>7798</b>	<b>N7798</b>	<b>7806-2</b>	<b>N7806-2</b>
<b>7776</b>	<b>N7776</b>	03-99	FORD E-SERIES VANS	88-86	CADILLAC DEVILLE
99-95	FORD CROWN VICTORIA	<b>7799</b>	<b>N7799</b>	88-86	CADILLAC ELDORADO
03-02	FORD E-SERIES VANS	01-99	FORD F-SERIES PICKUPS	88-86	CADILLAC FLEETWOOD
02	FORD EXPEDITION	<b>7801-3</b>	<b>N7801-3</b>	88-86	CADILLAC SEVILLE
04-02	FORD F-SERIES PICKUPS	87-86	BUICK SKYLARK	<b>7812-11</b>	
98-96	FORD MUSTANG	87-86	BUICK SOMERSET	86	BUICK LESABRE
97-95	FORD THUNDERBIRD	91-86	OLDSMOBILE CUTLASS CALAIS	86	OLDSMOBILE DELTA 88
97-96	LINCOLN TOWN CAR	91-86	PONTIAC GRAND AM	<b>7817-7</b>	
97-95	MERCURY COUGAR	<b>7801-7</b>	<b>N7801-7</b>	90-87	JEEP CHEROKEE
99-95	MERCURY MARQUIS	92-89	BUICK CENTURY	90-87	JEEP COMANCHE PICKUP
<b>7777</b>	<b>N7777</b>	91-89	OLDSMOBILE CUTLASS CIERA	90-87	JEEP WAGONEER
95-94	FORD TAURUS	<b>7801-11</b>	<b>N7801-11</b>	<b>7818-7</b>	
95	FORD WINDSTAR	88-87	BUICK SKYHAWK	90-87	JEEP CHEROKEE
95-94	MERCURY SABLE	88-87	OLDSMOBILE FIRENZA	90-87	JEEP COMANCHE PICKUP
<b>7780</b>	<b>N7780</b>	89-87	PONTIAC GRAND AM	90-87	JEEP WAGONEER
99-96	FORD TAURUS	90-87	PONTIAC SUNBIRD	<b>7819-11</b>	<b>N7933-11</b>
99-96	MERCURY SABLE	89-87	PONTIAC GRAND AM	89-87	BUICK SKYHAWK
<b>7780A</b>	<b>N7780A</b>	91-87	CHEVROLET BERETTA	91-87	CHEVROLET BERETTA
01-00	FORD TAURUS	93-87	CHEVROLET CAVALIER	93-87	CHEVROLET CAVALIER
01-00	MERCURY SABLE				

# BUYER'S GUIDE / GUIDE DE L'ACHETEUR / GUÍA DEL COMPRADOR

Year Année Año	Application Application Aplicación	Year Année Año	Application Application Aplicación	Year Année Año	Application Application Aplicación
<b>7819-11 - continued</b>		<b>7860-7 - continued</b>		<b>7864-5 - continued</b>	
91-87	CHEVROLET CORSICA	94-91	PONTIAC SUNBIRD	89	PONTIAC FIREBIRD
88-87	OLDSMOBILE FIRENZA	91-87	PONTIAC TEMPEST	<b>7864-11 N7864-11</b>	
91-87	PONTIAC TEMPEST	93-90	PONTIAC TRANS SPORT	87	BUICK CENTURY
<b>7820-11 N7820-11</b>		<b>7860-11 N7860-11</b>		87	BUICK ELECTRA
86	CHEVROLET ASTRO VAN	92-87	BUICK CENTURY	87	BUICK LESABRE
86	CHEVROLET BLAZER	92-88	BUICK SKYLARK	87	OLDSMOBILE 98
86	CHEVROLET CAMARO	90-87	CHEVROLET ASTRO VAN	87	OLDSMOBILE DELTA 88
86	CHEVROLET S10 PICKUP	92-90	CHEVROLET BERETTA	87	PONTIAC BONNEVILLE
86	GMC JIMMY	88-87	CHEVROLET BLAZER	<b>7873-11 N7902-11</b>	
86	GMC S-15 PICKUP	92-87	CHEVROLET CAMARO	90-87	JEEP CHEROKEE
86	GMC SAFARI VAN	90-87	CHEVROLET CELEBRITY	90-87	JEEP COMANCHE PICKUP
86	PONTIAC FIREBIRD	93-87	CHEVROLET LLV (POSTAL VEHICLE)	90-87	JEEP WAGONEER
<b>7830-3</b>		92-90	CHEVROLET LUMINA	<b>7888-3 N7888-3</b>	
85-84	BUICK REGAL	93-87	CHEVROLET S10 PICKUP	89-88	BUICK ELECTRA
86	OLDSMOBILE CUSTOM CRUISER	88-87	GMC JIMMY	90-88	BUICK LESABRE
<b>7830-3R</b>		90-87	GMC S-15 PICKUP	90-88	CADILLAC FLEETWOOD
85-84	BUICK REGAL	90-87	GMC SAFARI VAN	90-88	CHEVROLET CAPRICE
85	OLDSMOBILE CUTLASS	93-91	GMC SONOMA	90-88	OLDSMOBILE CUSTOM CRUISER
<b>7830-9 N7830-9</b>		92	OLDSMOBILE ACHIEVA	89-88	PONTIAC SAFARI
87-84	BUICK ELECTRA	91-90	OLDSMOBILE CUTLASS	<b>7888-7</b>	
87-84	BUICK LESABRE	91-87	OLDSMOBILE CUTLASS CALAIS	88-86	BUICK CENTURY
87-86	BUICK REGAL	92-87	OLDSMOBILE CUTLASS CIERA	88-86	OLDSMOBILE CUTLASS CIERA
85-84	BUICK RIVIERA	91-87	PONTIAC 6000	<b>7888-11 N7888-11</b>	
88-86	CADILLAC FLEETWOOD	92-87	PONTIAC FIREBIRD	91-87	CHEVROLET CORVETTE
87-86	CHEVROLET CAPRICE	92-88	PONTIAC GRAND AM	<b>7901-2 N7901-2</b>	
87	OLDSMOBILE CUSTOM CRUISER	91-90	PONTIAC GRAND PRIX	94-91	CHEVROLET BLAZER
87-86	OLDSMOBILE CUTLASS	<b>7861-3 N7861-3</b>		95-89	CHEVROLET C / K / R / V SERIES PICKUPS
86	PONTIAC PARISIENNE	92-90	CHEVROLET ASTRO VAN	93-92	CHEVROLET CORVETTE
87	PONTIAC SAFARI	92	CHEVROLET G SERIES VANS	95-89	CHEVROLET SUBURBAN
<b>7830-9R</b>		92	GMC G SERIES VANS	95	CHEVROLET TAHOE
85	BUICK ELECTRA	92-90	GMC SAFARI VAN	95-89	GMC C / K / R / V SERIES PICKUPS
85	BUICK LESABRE	<b>7861-7 N7861-7</b>		91	GMC JIMMY
85	BUICK RIVIERA	93	BUICK CENTURY	95-89	GMC SUBURBAN
<b>7854-9</b>		93-88	CHEVROLET BLAZER	95-92	GMC YUKON
86	BUICK ELECTRA	93-89	CHEVROLET C / K / R / V SERIES PICKUPS	96-95	HUMMER H1
86	OLDSMOBILE 98	93	CHEVROLET LUMINA	<b>7901-5</b>	
86	OLDSMOBILE TORONADO	93-88	CHEVROLET S10 PICKUP	88	CHEVROLET CAPRICE
<b>7858-11 N7858-11</b>		93-89	CHEVROLET SUBURBAN	94-92	HUMMER H1
87	CHEVROLET CAMARO	93-89	GMC C / K / R / V SERIES PICKUPS	<b>7901-7</b>	
88	CHEVROLET CAPRICE	93-88	GMC JIMMY	91-90	CHEVROLET C / K / R / V SERIES PICKUPS
87	PONTIAC FIREBIRD	90-88	GMC S-15 PICKUP	91-90	GMC C / K / R / V SERIES PICKUPS
<b>7859-7</b>		93-91	GMC SONOMA	<b>7901-11</b>	
87	BUICK CENTURY	93-89	GMC SUBURBAN	93-92	CHEVROLET C / K / R / V SERIES PICKUPS
87	CHEVROLET CELEBRITY	93-92	GMC YUKON	93-91	CHEVROLET P SERIES TRUCKS
87	OLDSMOBILE CUTLASS CIERA	93-91	OLDSMOBILE BRAVADA	93-92	CHEVROLET SUBURBAN
87	PONTIAC 6000	93	OLDSMOBILE CUTLASS CIERA	93-92	GMC C / K / R / V SERIES PICKUPS
<b>7860-3 N7860-3</b>		<b>7861-11 N7861-11</b>		93-91	GMC P SERIES TRUCKS
90-87	CHEVROLET BLAZER	92-91	BUICK ROADMASTER	93-92	GMC SUBURBAN
93-87	CHEVROLET S10 PICKUP	92-91	CADILLAC FLEETWOOD	<b>7902-11 N7902-11</b>	
89-87	GMC JIMMY	89-87	CHEVROLET ASTRO VAN	90-87	JEEP CHEROKEE
90-87	GMC S-15 PICKUP	87	CHEVROLET BLAZER	90-87	JEEP COMANCHE PICKUP
93-91	GMC SONOMA	92-87	CHEVROLET C / K / R / V SERIES PICKUPS	90-87	JEEP WAGONEER
94-91	ISUZU PICKUP	92-90	CHEVROLET CAMARO	<b>7904-2</b>	
92-91	ISUZU RODEO	93-91	CHEVROLET CAPRICE	90-89	CADILLAC DEVILLE
91-89	ISUZU TROOPER	91-87	CHEVROLET G SERIES VANS	90-89	CADILLAC FLEETWOOD
88-87	PONTIAC FIERO	87	CHEVROLET SUBURBAN	<b>7910-3 N7910-3</b>	
<b>7860-7 N7860-7</b>		92-87	GMC C / K / R / V SERIES PICKUPS	88	BUICK REGAL
89-88	BUICK CENTURY	91-87	GMC G SERIES VANS	88	OLDSMOBILE CUTLASS
88-87	CADILLAC CIMARRON	89-87	GMC JIMMY	88	PONTIAC GRAND PRIX
93-87	CHEVROLET BERETTA	89-87	GMC SAFARI VAN	<b>7914-11 N7914-11</b>	
94-87	CHEVROLET CAVALIER	87	GMC SUBURBAN	90-88	BUICK ELECTRA
90-88	CHEVROLET CELEBRITY	92-91	OLDSMOBILE CUSTOM CRUISER	90-88	BUICK LESABRE
93-87	CHEVROLET CORSICA	92-90	PONTIAC FIREBIRD	90-88	OLDSMOBILE 98
93-90	CHEVROLET LUMINA APV	<b>7863-2</b>		90-88	OLDSMOBILE DELTA 88
89-88	OLDSMOBILE CUTLASS CIERA	92-87	CADILLAC ALLANTE	90-88	PONTIAC BONNEVILLE
87	OLDSMOBILE FIRENZA	<b>7864-2</b>			
93-90	OLDSMOBILE SILHOUETTE	95-90	CHEVROLET CORVETTE		
91-88	PONTIAC 6000	<b>7864-5</b>			
		87	BUICK REGAL		
		92-90	CADILLAC FLEETWOOD		
		93-89	CHEVROLET CAPRICE		

# BUYER'S GUIDE / GUIDE DE L'ACHETEUR / GUÍA DEL COMPRADOR

Year Année Año	Application Application Aplicación	Year Année Año	Application Application Aplicación	Year Année Año	Application Application Aplicación
<b>7917-11</b>	<b>N7917-11</b>	<b>7966-2 - continued</b>		<b>8112-5 - continued</b>	
89-88	CHEVROLET CAMARO	93-91	CADILLAC FLEETWOOD	96-94	CHEVROLET IMPALA
90-89	CHEVROLET CAPRICE	93-91	CADILLAC SEVILLE	95-92	CHEVROLET LUMINA APV
89-88	PONTIAC FIREBIRD			95-92	OLDSMOBILE SILHOUETTE
				95-92	PONTIAC TRANS SPORT
<b>7918-5</b>		<b>7968</b>		<b>8113-11</b>	
88-87	CHEVROLET P SERIES TRUCKS	90	GEO STORM	93	CADILLAC ALLANTE
88-87	GMC P SERIES TRUCKS	90	ISUZU IMPULSE	95	OLDSMOBILE AURORA
<b>7918-7</b>		<b>7969-2</b>	<b>N7969-2</b>	<b>8114-3</b>	<b>N8114-3</b>
96-91	CHEVROLET P SERIES TRUCKS	95-91	CADILLAC DEVILLE	94-93	CHEVROLET CAMARO
96-91	GMC P SERIES TRUCKS	93-91	CADILLAC ELDORADO	94-93	PONTIAC FIREBIRD
<b>7926-7</b>	<b>N7860-7</b>	93-91	CADILLAC FLEETWOOD		
91-88	CHEVROLET CAVALIER	93-91	CADILLAC SEVILLE	<b>8119-7</b>	<b>N8119-7</b>
91	PONTIAC SUNBIRD			94-93	CHEVROLET CAMARO
		<b>7973</b>	<b>N7973</b>	94-93	PONTIAC FIREBIRD
<b>7929</b>		92-90	DODGE MONACO	<b>8127-11</b>	<b>N8127-11</b>
93	ASUNA GT	89-88	EAGLE MEDALLION	96-94	CADILLAC CONCOURS
93	ASUNA SE	92-88	EAGLE PREMIER	96-94	CADILLAC DEVILLE
93-89	PONTIAC LEMANS			96-93	CADILLAC ELDORADO
93-89	PONTIAC OPTIMA	<b>7984-2</b>		96-93	CADILLAC SEVILLE
<b>7933-11</b>	<b>N7933-11</b>	92	BUICK LESABRE	<b>8128</b>	<b>N13482</b>
87	BUICK SKYHAWK	92-91	BUICK PARK AVENUE	95-93	GEO PRIZM
87	CADILLAC CIMARRON	91	BUICK REATA	94-93	TOYOTA COROLLA
92-87	CHEVROLET BERETTA	91	BUICK RIVIERA	<b>8130-11</b>	<b>N8130-11</b>
89-87	CHEVROLET CAVALIER	92-91	OLDSMOBILE 98	93-92	CHEVROLET LUMINA
92-87	CHEVROLET CORSICA	92	OLDSMOBILE DELTA 88	93-92	OLDSMOBILE CUTLASS
88-87	OLDSMOBILE FIRENZA	92	PONTIAC BONNEVILLE	93-92	PONTIAC GRAND PRIX
91-87	PONTIAC TEMPEST	<b>7984-5</b>		<b>8134-7</b>	
<b>7934-12</b>		92-91	BUICK PARK AVENUE	91	OLDSMOBILE TORONADO
85	CADILLAC DEVILLE	92	OLDSMOBILE 98	<b>8136-2</b>	
85	CADILLAC FLEETWOOD	92	PONTIAC BONNEVILLE	92	OLDSMOBILE TORONADO
<b>7937-11</b>	<b>N7801-11</b>	<b>7984-7</b>		<b>8137-7</b>	<b>N8137-7</b>
88	BUICK SKYHAWK	91	BUICK PARK AVENUE	90-88	EAGLE PREMIER
88	OLDSMOBILE FIRENZA	91	OLDSMOBILE 98	92	OLDSMOBILE CUTLASS CIERA
90-89	PONTIAC LEMANS	<b>7985-2</b>		<b>8137-11</b>	<b>N8137-11</b>
90-88	PONTIAC OPTIMA	93-92	BUICK RIVIERA	93-92	BUICK CENTURY
94-89	PONTIAC SUNBIRD	92	OLDSMOBILE TORONADO	93-92	BUICK SKYLARK
<b>7937-3</b>	<b>N7801-3</b>	<b>7985-11</b>		93-92	OLDSMOBILE ACHIEVA
91-88	BUICK SKYLARK	91	BUICK REATA	93-92	OLDSMOBILE CUTLASS CIERA
91-88	OLDSMOBILE CUTLASS CALAIS	91	BUICK RIVIERA	93-92	PONTIAC GRAND AM
91-88	PONTIAC GRAND AM	91	OLDSMOBILE TORONADO	<b>8153</b>	
<b>7937-7</b>	<b>N7801-7</b>	<b>8009-5</b>		91	TOYOTA CAMRY
91-89	BUICK SKYLARK	92	CHEVROLET LUMINA APV	<b>8155-3</b>	<b>N8155-3</b>
91-89	OLDSMOBILE CUTLASS CALAIS	92	OLDSMOBILE SILHOUETTE	97-94	CHEVROLET LUMINA
<b>7939-3</b>	<b>N7939-3</b>	92	PONTIAC TRANS SPORT	97-95	CHEVROLET MONTE CARLO
93-89	BUICK REGAL	<b>8103-7</b>	<b>N8103-7</b>	96-94	OLDSMOBILE CUTLASS
94-90	CHEVROLET LUMINA	94-92	BUICK LESABRE	96-94	PONTIAC GRAND PRIX
93-89	OLDSMOBILE CUTLASS	94-91	BUICK PARK AVENUE	<b>8156-3</b>	<b>N8156-3</b>
93-89	PONTIAC GRAND PRIX	96-94	CHEVROLET CAPRICE	97	BUICK CENTURY
<b>7942-2</b>	<b>N7942-2</b>	96-94	CHEVROLET IMPALA	96-94	BUICK REGAL
90-89	CADILLAC DEVILLE	95-92	CHEVROLET LUMINA APV	97-95	CHEVROLET LUMINA
90-89	CADILLAC ELDORADO	94-91	OLDSMOBILE 98	97-95	CHEVROLET MONTE CARLO
90-89	CADILLAC FLEETWOOD	94-92	OLDSMOBILE DELTA 88	97-93	OLDSMOBILE CUTLASS
90-89	CADILLAC SEVILLE	94-92	OLDSMOBILE SILHOUETTE	97-94	PONTIAC GRAND PRIX
<b>7949</b>		94-92	PONTIAC BONNEVILLE	<b>8158-5</b>	
90	GEO STORM	94-92	PONTIAC TRANS SPORT	94	BUICK PARK AVENUE
90	ISUZU IMPULSE	<b>8103-11</b>	<b>N8103-11</b>	94	OLDSMOBILE 98
<b>7954</b>		91	BUICK LESABRE	94	PONTIAC BONNEVILLE
89-88	PONTIAC LEMANS	91	BUICK PARK AVENUE	<b>8160-5</b>	<b>N8160-5</b>
89-88	PONTIAC OPTIMA	95-90	BUICK REGAL	95-94	CHEVROLET BLAZER
<b>7955-7</b>		91	OLDSMOBILE 98	95-94	CHEVROLET S10 PICKUP
97-89	CHEVROLET P SERIES TRUCKS	91	OLDSMOBILE DELTA 88	95-94	GMC JIMMY
97-89	GMC P SERIES TRUCKS	91	PONTIAC BONNEVILLE	95-94	GMC SONOMA
<b>7966-2</b>	<b>N7966-2</b>	<b>8106-7</b>	<b>N13240</b>	95-94	OLDSMOBILE BRAVADA
95-91	CADILLAC DEVILLE	92-89	GEO PRIZM		
93-91	CADILLAC ELDORADO	<b>8112-5</b>	<b>N8112-5</b>		
		96-94	BUICK ROADMASTER		
		96-93	CADILLAC FLEETWOOD		
		96-93	CHEVROLET CAPRICE		

# BUYER'S GUIDE / GUIDE DE L'ACHETEUR / GUÍA DEL COMPRADOR

Year Année Año	Application Application Aplicación	Year Année Año	Application Application Aplicación	Year Année Año	Application Application Aplicación
<b>8160-7</b>	<b>N8160-7</b>	<b>8170-11 - continued</b>		<b>8202-7</b>	<b>N8202-7</b>
97-94	CHEVROLET LLV (POSTAL VEHICLE)	97-93	CADILLAC SEVILLE	97-96	BUICK SKYLARK
97-94	CHEVROLET S10 PICKUP	<b>8171-7</b>	<b>N8171-7</b>	97-96	OLDSMOBILE ACHIEVA
97-94	GMC SONOMA	96-94	BUICK CENTURY	97-96	PONTIAC GRAND AM
97-96	ISUZU HOMBRE	95-94	BUICK SKYLARK	<b>8203-5</b>	<b>N8203-5</b>
<b>8160-11</b>	<b>N8160-11</b>	96-94	CHEVROLET BERETTA	00-96	CHEVROLET C / K / R / V SERIES PICKUPS
95-94	CHEVROLET ASTRO VAN	96-94	CHEVROLET CORSICA	00-99	CHEVROLET EXPRESS VANS
95-94	GMC SAFARI VAN	95-94	OLDSMOBILE ACHIEVA	98-96	CHEVROLET G SERIES VANS
<b>8163-2</b>		96-94	OLDSMOBILE CUTLASS CIERA	99-96	CHEVROLET SUBURBAN
95-92	CHEVROLET P SERIES TRUCKS	95-94	PONTIAC GRAND AM	00-96	CHEVROLET TAHOE
95-92	GMC P SERIES TRUCKS	<b>8172-7</b>	<b>N8172-7</b>	00-96	GMC C / K / R / V SERIES PICKUPS
<b>8163-11</b>		97-94	CHEVROLET CAMARO	98-96	GMC G SERIES VANS
95-94	CHEVROLET P SERIES TRUCKS	97-94	PONTIAC FIREBIRD	00-96	GMC SAVANA VANS
95-94	GMC P SERIES TRUCKS	<b>8173-2</b>	<b>N8173-2</b>	99-96	GMC SUBURBAN
95-94	HUMMER H1	96-94	CHEVROLET CORVETTE	00-96	GMC YUKON
<b>8165-3</b>	<b>N8165-3</b>	<b>8174-5</b>		06-96	HUMMER H1
93	CHEVROLET ASTRO VAN	95	BUICK RIVIERA	<b>8204-11</b>	<b>N8204-11</b>
97	CHEVROLET EXPRESS VANS	<b>8175-11</b>		96	CHEVROLET LUMINA APV
96-92	CHEVROLET G SERIES VANS	95-94	CHEVROLET P SERIES TRUCKS	97	CHEVROLET VENTURE
96-92	GMC G SERIES VANS	<b>8179-7</b>	<b>N7861-7</b>	97-96	OLDSMOBILE SILHOUETTE
93	GMC SAFARI VAN	94	CHEVROLET CAVALIER	97-96	PONTIAC TRANS SPORT
97	GMC SAVANA VANS	<b>8183-5</b>	<b>N8183-5</b>	<b>8206-5</b>	<b>N8206-5</b>
<b>8165-7</b>	<b>N8165-7</b>	95	BUICK RIVIERA	00-99	CADILLAC ESCALADE
96-94	BUICK CENTURY	<b>8188-11</b>	<b>N8188-11</b>	99-96	CHEVROLET ASTRO VAN
95-93	CHEVROLET BERETTA	99-96	OLDSMOBILE AURORA	97-96	CHEVROLET BLAZER
94-93	CHEVROLET BLAZER	<b>8189-7</b>	<b>N8189-7</b>	02-96	CHEVROLET C / K / R / V SERIES PICKUPS
95-93	CHEVROLET C / K / R / V SERIES PICKUPS	95	CHEVROLET CAVALIER	00-99	CHEVROLET EXPRESS VANS
95-93	CHEVROLET CORSICA	95	PONTIAC SUNFIRE	98-96	CHEVROLET G SERIES VANS
96-93	CHEVROLET G SERIES VANS	<b>8190-11</b>		97-96	CHEVROLET S10 PICKUP
95-94	CHEVROLET P SERIES TRUCKS	95	CHEVROLET CAVALIER	99-96	CHEVROLET SUBURBAN
95-93	CHEVROLET SUBURBAN	95	PONTIAC SUNFIRE	00-96	CHEVROLET TAHOE
95	CHEVROLET TAHOE	<b>8191-5</b>		02-96	GMC C / K / R / V SERIES PICKUPS
95-93	GMC C / K / R / V SERIES PICKUPS	95	BUICK RIVIERA	98-96	GMC G SERIES VANS
96-93	GMC G SERIES VANS	<b>8192-5</b>	<b>N8192-5</b>	97-96	GMC JIMMY
95-94	GMC P SERIES TRUCKS	95	BUICK LESABRE	99-96	GMC SAFARI VAN
95-93	GMC SUBURBAN	95-94	BUICK PARK AVENUE	00-96	GMC SAVANA VANS
95-93	GMC YUKON	95-94	OLDSMOBILE 98	97-96	GMC SONOMA
96-94	OLDSMOBILE CUTLASS CIERA	95	OLDSMOBILE DELTA 88	99-96	GMC SUBURBAN
<b>8165-11</b>	<b>N8165-11</b>	95-94	PONTIAC BONNEVILLE	00-96	GMC YUKON
93	BUICK ROADMASTER	<b>8193-5</b>	<b>N8193-5</b>	97	ISUZU HOMBRE
94	CHEVROLET BLAZER	95	BUICK PARK AVENUE	97-96	OLDSMOBILE BRAVADA
95-93	CHEVROLET C / K / R / V SERIES PICKUPS	95	OLDSMOBILE 98	<b>8208-2</b>	<b>N8208-2</b>
93	CHEVROLET CAPRICE	95	OLDSMOBILE DELTA 88	96	CHEVROLET BERETTA
95-94	CHEVROLET SUBURBAN	95-94	PONTIAC BONNEVILLE	96	CHEVROLET CORSICA
95	CHEVROLET TAHOE	<b>8194-7</b>	<b>N8194-7</b>	<b>8209-5</b>	<b>N8209-5</b>
95-93	GMC C / K / R / V SERIES PICKUPS	98-96	BUICK RIVIERA	99-96	CHEVROLET P SERIES TRUCKS
95-93	GMC SUBURBAN	<b>8197-7</b>	<b>N8197-7</b>	99-96	GMC P SERIES TRUCKS
95-94	GMC YUKON	98-96	BUICK SKYLARK	<b>8213-7</b>	<b>N8213-7</b>
94-92	HUMMER H1	98-96	CHEVROLET CAVALIER	99-96	BUICK LESABRE
<b>8166-11</b>	<b>N8166-11</b>	98	CHEVROLET MALIBU	96	BUICK PARK AVENUE
97-89	CHEVROLET P SERIES TRUCKS	98-96	OLDSMOBILE ACHIEVA	99-98	CHEVROLET LUMINA
97-89	GMC P SERIES TRUCKS	98-96	PONTIAC GRAND AM	99	CHEVROLET MONTE CARLO
<b>8167-11</b>	<b>N8167-11</b>	98-96	PONTIAC SUNFIRE	98-96	OLDSMOBILE 98
96-94	CHEVROLET P SERIES TRUCKS	<b>8199-2</b>	<b>N8199-2</b>	99-96	OLDSMOBILE DELTA 88
96-94	GMC P SERIES TRUCKS	98-96	CHEVROLET CAVALIER	99-96	OLDSMOBILE LSS
<b>8169-11</b>	<b>N8169-11</b>	98-96	PONTIAC SUNFIRE	99-96	PONTIAC BONNEVILLE
95-93	BUICK SKYLARK	<b>8200-11</b>	<b>N8200-11</b>	<b>8214-11</b>	
94-93	CHEVROLET BERETTA	96	BUICK REGAL	93	CHEVROLET C / K / R / V SERIES PICKUPS
95-93	OLDSMOBILE ACHIEVA	96-95	CHEVROLET CAMARO	93	CHEVROLET SUBURBAN
95-93	PONTIAC GRAND AM	96-95	PONTIAC FIREBIRD	93	GMC C / K / R / V SERIES PICKUPS
<b>8169-7</b>	<b>N8169-7</b>	97	PONTIAC GRAND PRIX	93	GMC SUBURBAN
95-94	CHEVROLET LUMINA APV	<b>8200-11</b>	<b>N8200-11</b>	<b>8215</b>	<b>N8215</b>
94	OLDSMOBILE SILHOUETTE	96	BUICK REGAL	97-91	SATURN SC SERIES
95-94	PONTIAC TRANS SPORT	96-95	CHEVROLET CAMARO	97-91	SATURN SL SERIES
<b>8170-11</b>		96-95	PONTIAC FIREBIRD	97-93	SATURN SW SERIES
97-94	CADILLAC CONCOURS	97	PONTIAC GRAND PRIX	<b>8216-5</b>	<b>N8216-5</b>
97-94	CADILLAC DEVILLE			99-96	CHEVROLET P SERIES TRUCKS
97-93	CADILLAC ELDORADO			99-96	GMC P SERIES TRUCKS

# BUYER'S GUIDE / GUIDE DE L'ACHETEUR / GUÍA DEL COMPRADOR

Year Année Año	Application Application Aplicación	Year Année Año	Application Application Aplicación	Year Année Año	Application Application Aplicación
<b>8217-3</b>	<b>N8114-3</b>	<b>8230-7 - continued</b>		<b>8247 - continued</b>	
95-94	CHEVROLET CAMARO	98-97	OLDSMOBILE CUTLASS	04-02	CHEVROLET AVALANCHE
95-94	PONTIAC FIREBIRD	99	PONTIAC GRAND AM	05-99	CHEVROLET C / K / R / V SERIES PICKUPS
<b>8218-2</b>		<b>8231-5</b>	<b>N8231-5</b>	04-03	CHEVROLET EXPRESS VANS
93	CHEVROLET CORVETTE	00	CHEVROLET ASTRO VAN	05-00	CHEVROLET SUBURBAN
<b>8219-5</b>	<b>N8219-5</b>	00-98	CHEVROLET BLAZER	04-00	CHEVROLET TAHOE
00-99	CADILLAC ESCALADE	00-98	CHEVROLET S10 PICKUP	05-99	GMC C / K / R / V SERIES PICKUPS
00-96	CHEVROLET C / K / R / V SERIES PICKUPS	00-98	GMC JIMMY	04-01	GMC SAFARI VAN
00-99	CHEVROLET EXPRESS VANS	00	GMC SAFARI VAN	04-03	GMC SAVANA VANS
98	CHEVROLET G SERIES VANS	00-98	GMC SONOMA	04-00	GMC YUKON
99-96	CHEVROLET SUBURBAN	00-98	ISUZU HOMBRE	05-00	GMC YUKON XL
00-96	CHEVROLET TAHOE	00-98	OLDSMOBILE BRAVADA	<b>8248-11</b>	<b>N8248-11</b>
00-96	GMC C / K / R / V SERIES PICKUPS	<b>8232</b>	<b>N8232</b>	98	CHEVROLET VENTURE
98	GMC G SERIES VANS	02-98	SATURN SC SERIES	98	OLDSMOBILE SILHOUETTE
00-99	GMC SAVANA VANS	02-97	SATURN SL SERIES	98	PONTIAC TRANS SPORT
99-96	GMC SUBURBAN	01-98	SATURN SW SERIES	<b>8249-7</b>	<b>N8249-7</b>
00-96	GMC YUKON	<b>8233-7</b>	<b>N8233-7</b>	99	CHEVROLET MALIBU
<b>8220</b>	<b>N8220</b>	99-98	CHEVROLET LLV (POSTAL VEHICLE)	99	OLDSMOBILE CUTLASS
99-97	ACURA CL	03-98	CHEVROLET S10 PICKUP	<b>8250</b>	<b>N8250</b>
02-98	HONDA ACCORD	03-98	GMC SONOMA	00-99	FORD CONTOUR
<b>8221-5</b>		00-98	ISUZU HOMBRE	02-00	MERCURY COUGAR
99-96	CHEVROLET P SERIES TRUCKS	<b>8234-5</b>	<b>N8234-5</b>	00-99	MERCURY MYSTIQUE
99-96	GMC P SERIES TRUCKS	01-99	BUICK REGAL	<b>8251</b>	<b>N8251</b>
<b>8222-3</b>	<b>N8222-3</b>	01-00	CHEVROLET IMPALA	04-99	FORD F-SERIES PICKUPS
98-97	BUICK CENTURY	01-00	CHEVROLET MONTE CARLO	<b>8252</b>	<b>N8252</b>
99-98	CHEVROLET LUMINA	03-99	PONTIAC GRAND PRIX	04-99	FORD MUSTANG
99-98	CHEVROLET MONTE CARLO	<b>8235</b>	<b>N8235</b>	<b>8253</b>	<b>N8253</b>
98	PONTIAC GRAND PRIX	02-99	BUICK PARK AVENUE	03-99	FORD WINDSTAR
<b>8223-7</b>	<b>N8223-7</b>	<b>8236</b>		<b>8254</b>	<b>N8254</b>
98-97	BUICK PARK AVENUE	99-98	CADILLAC SEVILLE	02-01	MERCURY COUGAR
<b>8224-11</b>	<b>N8224-11</b>	<b>8237</b>	<b>N8237</b>	<b>8255</b>	<b>N8255</b>
98-97	BUICK REGAL	02	CADILLAC ESCALADE	02-00	LINCOLN LS
99-97	CHEVROLET CAMARO	02	CHEVROLET AVALANCHE	<b>8256</b>	<b>N8256</b>
99-98	CHEVROLET LUMINA	02-99	CHEVROLET C / K / R / V SERIES PICKUPS	02	FORD THUNDERBIRD
99-98	CHEVROLET MONTE CARLO	02-00	CHEVROLET SUBURBAN	02-00	LINCOLN LS
99-98	OLDSMOBILE INTRIGUE	02-00	CHEVROLET TAHOE	<b>8257</b>	
99-97	PONTIAC FIREBIRD	02-99	GMC C / K / R / V SERIES PICKUPS	02-00	LINCOLN LS
98	PONTIAC GRAND PRIX	02-00	GMC YUKON	<b>8258</b>	<b>N8258</b>
<b>8225-7</b>	<b>N8225-7</b>	02-00	GMC YUKON XL	05-01	FORD RANGER
98-97	BUICK SKYLARK	<b>8239</b>	<b>N8239</b>	07-01	MAZDA B SERIES PICKUPS
98-97	OLDSMOBILE ACHIEVA	00-98	ISUZU AMIGO	<b>8259</b>	<b>N8259</b>
98-97	PONTIAC GRAND AM	01-98	ISUZU RODEO	04-01	FORD ESCAPE
<b>8226-11</b>	<b>N8226-11</b>	<b>8241</b>	<b>N8241</b>	04-01	MAZDA TRIBUTE
99-97	CADILLAC CONCOURS	02-99	OLDSMOBILE INTRIGUE	<b>8260</b>	<b>N8260</b>
99-97	CADILLAC DEVILLE	<b>8242-5</b>	<b>N8242-5</b>	04-00	FORD FOCUS
02-97	CADILLAC ELDORADO	02-98	CHEVROLET CAMARO	<b>8261</b>	<b>N8261</b>
97	CADILLAC SEVILLE	02-98	PONTIAC FIREBIRD	04-00	FORD FOCUS
<b>8227-5</b>	<b>N8206-5</b>	<b>8243-5</b>	<b>N8243-5</b>	<b>8263</b>	<b>N8263</b>
00-96	CHEVROLET C / K / R / V SERIES PICKUPS	01-99	BUICK CENTURY	01-00	FORD TAURUS
00-99	CHEVROLET EXPRESS VANS	01-00	CHEVROLET IMPALA	01-00	MERCURY SABLE
99-96	CHEVROLET SUBURBAN	01-00	CHEVROLET LUMINA	<b>8264</b>	<b>N8264</b>
99-96	CHEVROLET TAHOE	01-00	CHEVROLET MONTE CARLO	04-01	FORD ESCAPE
00-96	GMC C / K / R / V SERIES PICKUPS	03-99	PONTIAC GRAND PRIX	04-01	MAZDA TRIBUTE
00-99	GMC SAVANA VANS	<b>8244</b>		<b>8265</b>	<b>N8265</b>
99-96	GMC SUBURBAN	99	BUICK RIVIERA	06-01	FORD RANGER
97-96	GMC YUKON	<b>8245</b>	<b>N8245</b>	08-01	MAZDA B SERIES PICKUPS
<b>8228-7</b>	<b>N8228-7</b>	04-00	BUICK LESABRE	<b>8266</b>	<b>N8266</b>
99-97	CHEVROLET MALIBU	04-00	PONTIAC BONNEVILLE	04-01	FORD MUSTANG
01-99	OLDSMOBILE ALERO	<b>8246-5</b>	<b>N8246-5</b>	<b>8267</b>	<b>N8267</b>
01-99	PONTIAC GRAND AM	99-98	CHEVROLET P SERIES TRUCKS	02	LINCOLN BLACKWOOD
<b>8229-7</b>	<b>N8229-7</b>	99-98	GMC P SERIES TRUCKS		
97	CHEVROLET MALIBU	<b>8247</b>	<b>N8247</b>		
97	OLDSMOBILE CUTLASS	04-02	CADILLAC ESCALADE		
<b>8230-7</b>	<b>N8230-7</b>	04-01	CHEVROLET ASTRO VAN		
98-97	CHEVROLET MALIBU				
99	OLDSMOBILE ALERO				

# BUYER'S GUIDE / GUIDE DE L'ACHETEUR / GUÍA DEL COMPRADOR

Year Année Año	Application Application Aplicación	Year Année Año	Application Application Aplicación	Year Année Año	Application Application Aplicación
<b>8267 - continued</b>		<b>8290 - continued</b>		<b>8306 N8306</b>	
01-99	LINCOLN NAVIGATOR	05	SAAB 9-7X	05-04	FORD E-SERIES VANS
<b>8268</b>	<b>N8268</b>	<b>8292</b>	<b>N8292</b>	05-03	FORD EXCURSION
06-02	FORD TAURUS	06-04	BUICK RAINIER	05-03	FORD F-SERIES PICKUPS
05-02	MERCURY SABLE	05-03	CADILLAC ESCALADE	<b>8307</b>	<b>N8307</b>
<b>8269</b>	<b>N8269</b>	06-03	CHEVROLET AVALANCHE	10-04	FORD E-SERIES VANS
05-02	FORD TAURUS	07-03	CHEVROLET C / K / R / V SERIES PICKUPS	05-03	FORD F-SERIES PICKUPS
05-02	MERCURY SABLE	11-03	CHEVROLET EXPRESS VANS	<b>8308</b>	<b>N8308</b>
<b>8270-7</b>	<b>N8270-7</b>	05-03	CHEVROLET SSR	05-04	FORD E-SERIES VANS
03-00	CHEVROLET MALIBU	06-03	CHEVROLET SUBURBAN	06-03	FORD F-SERIES PICKUPS
03-00	OLDSMOBILE ALERO	04-03	CHEVROLET TAHOE	<b>8309</b>	<b>N8309</b>
00	OLDSMOBILE CUTLASS	06-03	CHEVROLET TRAILBLAZER	98	FORD CONTOUR
03-00	PONTIAC GRAND AM	07-03	GMC C / K / R / V SERIES PICKUPS	99	MERCURY COUGAR
<b>8272-11</b>	<b>N8272-11</b>	06-03	GMC SAVANA VANS	98	MERCURY MYSTIQUE
02-00	CHEVROLET CAMARO	06-03	GMC YUKON	<b>8310</b>	<b>N8310</b>
02-00	PONTIAC FIREBIRD	06-03	GMC YUKON XL	05-02	FORD EXCURSION
<b>8273</b>	<b>N8273</b>	07-03	HUMMER H2	04-02	FORD F-SERIES PICKUPS
02-01	CHEVROLET EXPRESS VANS	06-03	ISUZU ASCENDER	<b>8311</b>	<b>N8311</b>
02-01	GMC SAVANA VANS	06-05	SAAB 9-7X	03-02	LINCOLN BLACKWOOD
<b>8274</b>	<b>N8274</b>	<b>8293</b>	<b>N8293</b>	<b>8312</b>	<b>N8312</b>
02-01	CHEVROLET EXPRESS VANS	04	PONTIAC GRAND PRIX	01	FORD MUSTANG
02-01	GMC SAVANA VANS	<b>8294</b>	<b>N8294</b>	<b>8313</b>	<b>N8313</b>
<b>8275-2</b>	<b>N8275-2</b>	00	CADILLAC DEVILLE	05-03	FORD CROWN VICTORIA
02-99	CHEVROLET CAVALIER	00	CADILLAC SEVILLE	05-03	LINCOLN TOWN CAR
02-99	PONTIAC SUNFIRE	<b>8296</b>	<b>N8296</b>	05-03	MERCURY MARQUIS
<b>8276-7</b>	<b>N8276-7</b>	<b>8299</b>	<b>N8299</b>	<b>8314</b>	<b>N8314</b>
02-99	CHEVROLET CAVALIER	06	CHEVROLET SSR	04-03	MERCURY MARAUDER
02-99	PONTIAC SUNFIRE	06	CHEVROLET TRAILBLAZER	<b>8315</b>	<b>N8315</b>
<b>8277</b>	<b>N8277</b>	<b>8300</b>	<b>N8300</b>	03	FORD CROWN VICTORIA
03-01	OLDSMOBILE AURORA	02	LINCOLN NAVIGATOR	05-03	LINCOLN TOWN CAR
<b>8278</b>	<b>N8278</b>	<b>8301</b>	<b>N8301</b>	03	MERCURY MARQUIS
02-01	OLDSMOBILE AURORA	11-07	CADILLAC ESCALADE	<b>8316</b>	<b>N8316</b>
<b>8280</b>	<b>N8280</b>	11-07	CHEVROLET AVALANCHE	03-02	FORD EXCURSION
02-98	DAEWOO LANOS	11-07	CHEVROLET C / K / R / V SERIES PICKUPS	03-02	FORD F-SERIES PICKUPS
<b>8281</b>	<b>N8281</b>	11-07	CHEVROLET SUBURBAN	<b>8317</b>	<b>N8317</b>
02-98	DAEWOO LEGANZA	11-07	CHEVROLET TAHOE	03-02	FORD F-SERIES PICKUPS
<b>8282</b>	<b>N8282</b>	11-07	GMC C / K / R / V SERIES PICKUPS	<b>8318</b>	<b>N8318</b>
02-98	DAEWOO NUBIRA	11-07	GMC YUKON	08-04	FORD F-SERIES PICKUPS
<b>8283</b>	<b>N8283</b>	11-07	GMC YUKON XL	08-06	LINCOLN MARK LT
05-01	CHEVROLET BLAZER	09-08	HUMMER H2	<b>8319</b>	<b>N8319</b>
04-01	CHEVROLET S10 PICKUP	<b>8302</b>	<b>N8302</b>	08-05	FORD F-SERIES PICKUPS
05-01	GMC JIMMY	07	BUICK RAINIER	<b>8401</b>	<b>N8401</b>
04-01	GMC SONOMA	10-06	CADILLAC ESCALADE	06-05	FORD FOCUS
01	OLDSMOBILE BRAVADA	10-05	CHEVROLET AVALANCHE	<b>8402</b>	<b>N8402</b>
<b>8284</b>	<b>N8284</b>	10-05	CHEVROLET C / K / R / V SERIES PICKUPS	06-05	FORD FOCUS
04-03	BUICK PARK AVENUE	10-09	CHEVROLET COLORADO	<b>8403</b>	<b>N8403</b>
04-03	BUICK RENDEZVOUS	10-07	CHEVROLET SUBURBAN	06-05	FORD ESCAPE
04-03	PONTIAC AZTEK	10-07	CHEVROLET TAHOE	06-05	MAZDA TRIBUTE
<b>8286</b>	<b>N8286</b>	10-07	CHEVROLET TRAILBLAZER	06-05	MERCURY MARINER
03-01	PONTIAC BONNEVILLE	08-07	CHEVROLET TRAILBLAZER	<b>8404</b>	<b>N8404</b>
<b>8287</b>	<b>N8287</b>	10-05	GMC C / K / R / V SERIES PICKUPS	07-05	FORD ESCAPE
04-02	BUICK CENTURY	10-09	GMC CANYON	06-05	MAZDA TRIBUTE
04-02	BUICK REGAL	09-07	GMC ENVOY	07-05	MERCURY MARINER
04-02	CHEVROLET IMPALA	10-07	GMC YUKON	<b>8405</b>	<b>N8405</b>
04-02	CHEVROLET MONTE CARLO	10-07	GMC YUKON XL	07-05	FORD ESCAPE
<b>8290</b>	<b>N8290</b>	10-08	HUMMER H3	06-05	MAZDA TRIBUTE
05-04	BUICK RAINIER	09-07	SAAB 9-7X	07-05	MERCURY MARINER
05-02	CHEVROLET TRAILBLAZER	<b>8303</b>	<b>N8303</b>	<b>8406</b>	<b>N8406</b>
05-02	GMC ENVOY	04-03	FORD EXPEDITION	07-05	FORD FOCUS
05-03	ISUZU ASCENDER	04-03	LINCOLN NAVIGATOR		
04-02	OLDSMOBILE BRAVADA	<b>8304</b>	<b>N8304</b>		
		04-03	FORD MUSTANG		
		<b>8305</b>	<b>N8305</b>		
		04-03	FORD EXPEDITION		
		04-03	LINCOLN NAVIGATOR		

# BUYER'S GUIDE / GUIDE DE L'ACHETEUR / GUÍA DEL COMPRADOR

Year Année Año	Application Application Aplicación	Year Année Año	Application Application Aplicación	Year Année Año	Application Application Aplicación
<b>8407</b>	<b>N8407</b>	<b>8483</b>	<b>N8483</b>	<b>8550</b>	
06-05	FORD FOCUS	08-04	CHEVROLET AVEO	11-09	CADILLAC ESCALADE
<b>8408</b>	<b>N8408</b>	08-05	PONTIAC WAVE	11-09	CHEVROLET AVALANCHE
07-04	FORD FREESTAR	08-04	SUZUKI SWIFT	11-09	CHEVROLET C / K / R / V SERIES PICKUPS
07-04	MERCURY MONTEREY	<b>8484</b>	<b>N8484</b>	11-09	CHEVROLET COLORADO
<b>8418</b>		08-04	CHEVROLET OPTRA	11-10	CHEVROLET EXPRESS VANS
04-02	FORD FOCUS	08-04	SUZUKI FORENZA	11-09	CHEVROLET SUBURBAN
<b>8429</b>	<b>N8429</b>	08-05	SUZUKI RENO	11-09	CHEVROLET TAHOE
08-05	FORD F-SERIES PICKUPS	<b>8485</b>		11-09	GMC C / K / R / V SERIES PICKUPS
<b>8436</b>	<b>N8436</b>	06-04	CHEVROLET EPICA	11-09	GMC CANYON
04-03	FORD MUSTANG	06-04	SUZUKI VERONA	11-10	GMC SAVANA VANS
<b>8437</b>	<b>N8437</b>	<b>8486</b>		11-09	GMC YUKON
08-05	FORD MUSTANG	11-09	CHEVROLET AVEO	11-09	GMC YUKON XL
<b>8439</b>		10-09	PONTIAC G3	10-09	HUMMER H3
04-03	FORD FOCUS	09	PONTIAC WAVE	<b>9005</b>	
<b>8440</b>	<b>N8440</b>	<b>8487</b>		62-58	AMC AMERICAN
04-03	FORD FOCUS	12-10	HYUNDAI SANTA FE	62-60	AMC CLASSIC
<b>8442</b>	<b>N8442</b>	12	KIA SORENTO	62-61	AMC CUSTOM
07-05	FORD FIVE HUNDRED	<b>8489</b>	<b>N8489</b>	62-61	AMC DELUXE
07-05	FORD FREESTYLE	07-06	CHEVROLET C / K / R / V SERIES PICKUPS	62-61	AMC SUPER SIX
07-05	MERCURY MONTEGO	07-06	GMC C / K / R / V SERIES PICKUPS	56-54	BUICK CENTURY
<b>8443</b>	<b>N8443</b>	<b>8497</b>	<b>N8497</b>	67-59	BUICK ELECTRA
05	FORD EXPEDITION	06	BUICK RAINIER	61-59	BUICK INVICTA
05	LINCOLN NAVIGATOR	06	CHEVROLET TRAILBLAZER	61-59	BUICK LESABRE
<b>8444</b>	<b>N8444</b>	06	GMC ENVOY	62-59	BUICK OLDER MODELS
05	FORD EXPEDITION	06	ISUZU ASCENDER	54	BUICK SKYLARK
05	LINCOLN NAVIGATOR	06	SAAB 9-7X	63-53	CADILLAC DEVILLE
<b>8445</b>	<b>N8445</b>	<b>8498</b>	<b>N8498</b>	63-53	CADILLAC ELDORADO
10-05	FORD E-SERIES VANS	07	BUICK RAINIER	63-53	CADILLAC FLEETWOOD
<b>8446</b>	<b>N8446</b>	09-07	CHEVROLET TRAILBLAZER	63-53	CADILLAC SERIES 62
06	FORD RANGER	09-07	GMC ENVOY	62-58	CHEVROLET BEL AIR
06	MAZDA B SERIES PICKUPS	08-07	ISUZU ASCENDER	62-58	CHEVROLET BISCAYNE
<b>8447</b>	<b>N8447</b>	09-07	SAAB 9-7X	62-55	CHEVROLET C / K / R / V SERIES PICKUPS
08-05	FORD F-SERIES PICKUPS	<b>8499</b>		62	CHEVROLET CORVETTE
<b>8448</b>		09-07	CHEVROLET TRAILBLAZER	58	CHEVROLET DEL RAY
08-06	FORD EXPLORER	09-07	GMC ENVOY	62-58	CHEVROLET IMPALA
08-06	MERCURY MOUNTAINEER	08-07	ISUZU ASCENDER	62	CHEVROLET NOVA
<b>8472</b>	<b>N8472</b>	09-07	SAAB 9-7X	62-58	CHEVROLET OLDER MODELS - CARS
08-06	FORD CROWN VICTORIA	<b>8511</b>		62-55	CHEVROLET OLDER MODELS - LT TRUCKS
11-06	LINCOLN TOWN CAR	07	FORD FOCUS	62-60	CHEVROLET P SERIES TRUCKS
08-06	MERCURY MARQUIS	<b>8512</b>		62-60	CHEVROLET SUBURBAN
<b>8473</b>	<b>N8473</b>	07	FORD FOCUS	62-55	GMC C / K / R / V SERIES PICKUPS
08-04	FORD E-SERIES VANS	<b>8513</b>		62-55	GMC OLDER MODELS
<b>8474</b>		07	FORD FOCUS	60-58	OLDSMOBILE 98
07-06	FORD ESCAPE	<b>8516</b>	<b>N8516</b>	60-58	OLDSMOBILE DELTA 88
07-06	MERCURY MARINER	08-05	FORD MUSTANG	60-58	OLDSMOBILE DYNAMIC
<b>8475</b>		<b>8517</b>		60-58	OLDSMOBILE FIESTA
05	FORD EXPLORER	08-07	FORD MUSTANG	60-58	OLDSMOBILE OLDER MODELS
05	LINCOLN AVIATOR	<b>8518</b>		60-58	OLDSMOBILE SUPER 88
05	MERCURY MOUNTAINEER	09-07	FORD RANGER	62-58	PONTIAC BONNEVILLE
<b>8477</b>		09	MAZDA B SERIES PICKUPS	62-58	PONTIAC CATALINA
10-06	FORD E-SERIES VANS	<b>8519</b>	<b>N8519</b>	58	PONTIAC CHIEFTAIN
07-06	FORD F-SERIES PICKUPS	08-04	FORD EXPLORER	62	PONTIAC GRAND PRIX
<b>8478</b>	<b>N8478</b>	09-07	FORD RANGER	62-58	PONTIAC OLDER MODELS
07-05	FORD F-SERIES PICKUPS	09-07	MAZDA B SERIES PICKUPS	62-61	PONTIAC SAFARI
<b>8479</b>	<b>N8479</b>	08-04	MERCURY MOUNTAINEER	62-58	PONTIAC STAR CHIEF
05	FORD EXCURSION	<b>8520</b>		58	PONTIAC SUPER CHIEF
07-05	FORD F-SERIES PICKUPS	08-06	FORD RANGER	62-61	PONTIAC TEMPEST
		08-06	MAZDA B SERIES PICKUPS	61-60	PONTIAC VENTURA
		<b>8521</b>	<b>N8521</b>	58-56	STUDEBAKER COMMANDER
		07	FORD TAURUS	58-57	STUDEBAKER GOLDEN HAWK
		<b>8522</b>		59	STUDEBAKER LARK
		10-08	FORD F-SERIES PICKUPS	56	STUDEBAKER POWER HAWK
				58-56	STUDEBAKER PRESIDENT
				59-57	STUDEBAKER SILVER HAWK
				56	STUDEBAKER SKY HAWK
				<b>9010</b>	
				57-55	CHEVROLET BEL AIR
				57-55	CHEVROLET OLDER MODELS - CARS
				57-55	CHEVROLET ONE-FIFTY SERIES
				57-55	CHEVROLET TWO-TEN SERIES
				<b>9112</b>	
				60-56	DODGE D / W SERIES PICKUPS
				59-56	DODGE RAMCHARGER
				71-60	JEEP CJ SERIES

# BUYER'S GUIDE / GUIDE DE L'ACHETEUR / GUÍA DEL COMPRADOR

Year Année Año	Application Application Aplicación	Year Année Año	Application Application Aplicación	Year Année Año	Application Application Aplicación
<b>9112 - continued</b>		<b>10240</b>		<b>11020</b>	
67	JEEP COMMANDO	62-60	AMC AMERICAN	04	HYUNDAI SANTA FE
67-61	JEEP DISPATCHER	62-60	AMC CLASSIC	04	HYUNDAI SONATA
71-60	JEEP DJ SERIES	59-55	CHEVROLET C / K / R / V SERIES PICKUPS	04	HYUNDAI TIBURON
66-60	JEEP FC150	56-55	CHEVROLET CORVETTE	04	KIA MAGENTIS
66-63	JEEP FC170	59-55	CHEVROLET OLDER MODELS - LT TRUCKS	<b>11021</b>	
62	JEEP FJ SERIES	59-55	GMC C / K / R / V SERIES PICKUPS	07-05	BUICK TERRAZA
65-63	JEEP GLADIATOR	59-55	GMC OLDER MODELS	06-05	CHEVROLET UPLANDER
65-63	JEEP J SERIES PICKUPS	<b>11000</b>		07-05	PONTIAC MONTANA
71-67	JEEP JEEPSTER	05-03	LINCOLN LS	07-05	SATURN RELAY
72-60	JEEP OLDER MODELS	<b>11001</b>		<b>11022</b>	
62	JEEP TORNADO	02-01	HYUNDAI SANTA FE	06-04	BUICK RENDEZVOUS
67-61	JEEP UNIVERSAL	<b>11003</b>		<b>11023</b> <span style="float: right;"><b>N11023</b></span>	
62-61	JEEP UTILITY	04-03	CADILLAC CTS	07-05	BUICK TERRAZA
65-63	JEEP WAGONEER	<b>11004</b>		09-05	CHEVROLET UPLANDER
60-56	PLYMOUTH BELVEDERE	04-03	INFINITI M45	09-05	PONTIAC MONTANA
60-58	PLYMOUTH CUSTOM	<b>11005</b>		07-05	SATURN RELAY
60	PLYMOUTH FLEET SPECIAL	05-03	MAZDA 6	<b>11024</b>	
60-56	PLYMOUTH FURY	<b>11006</b>		09-05	SUBARU LEGACY
60-56	PLYMOUTH OLDER MODELS	06-02	MAZDA MPV	09-05	SUBARU OUTBACK
60	PLYMOUTH SPORT WAGON	<b>11007</b>		<b>11025</b>	
60-56	PLYMOUTH SUBURBAN	08-03	MAZDA 6	08-04	MAZDA RX-8
61-60	PLYMOUTH VALIANT	<b>11008</b> <span style="float: right;"><b>N11008</b></span>		<b>11026</b> <span style="float: right;"><b>N11026</b></span>	
58-56	STUDEBAKER CHAMPION	06-04	MAZDA 3	06-04	FORD CROWN VICTORIA
64-56	STUDEBAKER COMMANDER	07-06	MAZDA 5	04	MERCURY MARQUIS
56	STUDEBAKER FLIGHT HAWK	<b>11009</b>		<b>11027</b>	
58-57	STUDEBAKER GOLDEN HAWK	08-03	INFINITI FX45	04-03	NISSAN FRONTIER PICKUP
62-60	STUDEBAKER HAWK	05-02	INFINITI Q45	04-03	NISSAN XTERRA
62-59	STUDEBAKER LARK	<b>11010</b>		<b>11028</b>	
56	STUDEBAKER POWER HAWK	03-02	ISUZU RODEO	03	MITSUBISHI OUTLANDER
58-56	STUDEBAKER PRESIDENT	<b>11011</b> <span style="float: right;"><b>N11011</b></span>		<b>11029</b>	
59-57	STUDEBAKER SILVER HAWK	07-03	HYUNDAI ACCENT	12-06	MITSUBISHI ECLIPSE
56	STUDEBAKER SKY HAWK	06-05	HYUNDAI ELANTRA	11-04	MITSUBISHI ENDEAVOR
<b>9202</b>		07-04	HYUNDAI TIBURON	09-04	MITSUBISHI GALANT
54-52	CHEVROLET BEL AIR	09-05	HYUNDAI TUCSON	<b>11030</b> <span style="float: right;"><b>N11030</b></span>	
54-53	CHEVROLET C / K / R / V SERIES PICKUPS	09-06	KIA RIO	07-04	HONDA ACCORD
54-53	CHEVROLET CORVETTE	06-04	KIA SPECTRA	<b>11031</b>	
52	CHEVROLET FLEETLINE	10-05	KIA SPORTAGE	05-02	LANDROVER FREELANDER
54-52	CHEVROLET OLDER MODELS - CARS	<b>11012</b>		<b>11032</b>	
54-53	CHEVROLET OLDER MODELS - LT TRUCKS	06-03	KIA SORENTO	06-04	LEXUS RX330
54-53	CHEVROLET ONE-FIFTY SERIES	<b>11013</b>		07-04	TOYOTA HIGHLANDER
52	CHEVROLET STYLELINE	05-03	KIA SEDONA	06-03	TOYOTA SIENNA
54-53	CHEVROLET TWO-TEN SERIES	<b>11014</b>		<b>11033</b> <span style="float: right;"><b>N11033</b></span>	
55-53	GMC C / K / R / V SERIES PICKUPS	06-03	HYUNDAI SANTA FE	06-04	LEXUS ES330
54-53	GMC OLDER MODELS	05-03	HYUNDAI SONATA	06-04	LEXUS RX330
<b>9205</b>		05-03	KIA MAGENTIS	06-04	TOYOTA CAMRY
54-53	CHEVROLET C / K / R / V SERIES PICKUPS	05-03	KIA OPTIMA	07-04	TOYOTA HIGHLANDER
54-53	CHEVROLET OLDER MODELS - LT TRUCKS	<b>11015</b> <span style="float: right;"><b>N11015</b></span>		08-04	TOYOTA SOLARA
53	GMC C / K / R / V SERIES PICKUPS	<b>11016</b> <span style="float: right;"><b>N11016</b></span>		<b>11034</b> <span style="float: right;"><b>N11034</b></span>	
54-53	GMC OLDER MODELS	04-02	HYUNDAI SANTA FE	10-05	SCION TC
54-52	PONTIAC CATALINA	03	HYUNDAI SONATA	06-04	TOYOTA CAMRY
54-52	PONTIAC CHIEFTAIN	03	HYUNDAI TIBURON	07-04	TOYOTA HIGHLANDER
54-52	PONTIAC OLDER MODELS	03	KIA MAGENTIS	08-04	TOYOTA SOLARA
54	PONTIAC STAR CHIEF	<b>11017</b> <span style="float: right;"><b>N11017</b></span>		<b>11035</b>	
52	PONTIAC STREAMLINER	06-03	HYUNDAI SANTA FE	05-04	BUICK LESABRE
55	STUDEBAKER COMMANDER	05-03	HYUNDAI XG350	05-04	PONTIAC BONNEVILLE
55	STUDEBAKER PRESIDENT	06-04	KIA AMANTI	<b>11036</b>	
<b>9213</b>		<b>11017</b> <span style="float: right;"><b>N11017</b></span>		<b>11037</b>	
55	STUDEBAKER CHAMPION	08-04	NISSAN MAXIMA	05-04	BUICK PARK AVENUE
<b>9410</b>		<b>11018</b> <span style="float: right;"><b>N11018</b></span>		<b>11037</b>	
57-46	CHEVROLET BEL AIR	09-04	NISSAN QUEST VAN	07-04	CADILLAC CTS
52-50	CHEVROLET C / K / R / V SERIES PICKUPS				
51-46	CHEVROLET FLEETLINE				
48-46	CHEVROLET FLEETMASTER				
57-46	CHEVROLET OLDER MODELS - CARS				
52-50	CHEVROLET OLDER MODELS - LT TRUCKS				
57-55	CHEVROLET ONE-FIFTY SERIES				
51-49	CHEVROLET STYLELINE				
48-46	CHEVROLET STYLEMASTER				
57-55	CHEVROLET TWO-TEN SERIES				
52-50	GMC C / K / R / V SERIES PICKUPS				
52-50	GMC OLDER MODELS				
51	GMC P SERIES TRUCKS				



# BUYER'S GUIDE / GUIDE DE L'ACHETEUR / GUÍA DEL COMPRADOR

Year Année Año	Application Application Aplicación	Year Année Año	Application Application Aplicación	Year Année Año	Application Application Aplicación
<b>11038</b>	06-04 CADILLAC SRX 06-05 CADILLAC STS	<b>11056</b>	06-04 MITSUBISHI MONTERO	<b>11075 - continued</b>	06-05 CHEVROLET TAHOE 07-05 GMC C / K / R / V SERIES PICKUPS 06-05 GMC YUKON 06-05 GMC YUKON XL
<b>11039</b>	06-04 DODGE RAM PICKUPS 06-03 DODGE VIPER	<b>11057</b>	04 MITSUBISHI DIAMANTE	<b>11076</b>	<b>N11076</b>
<b>11040</b>	05-03 CHRYSLER PT CRUISER 05-03 DODGE NEON 05-03 DODGE SX	<b>11058</b>	06 SAAB 9-2X 10-06 SUBARU FORESTER 10-04 SUBARU IMPREZA	<b>11076</b>	06-05 CHEVROLET AVALANCHE 06-05 CHEVROLET C / K / R / V SERIES PICKUPS 07-06 CHEVROLET EXPRESS VANS 06 CHEVROLET SUBURBAN 06-05 GMC C / K / R / V SERIES PICKUPS 07-06 GMC SAVANA VANS 06 GMC YUKON XL
<b>11041</b>	04-00 PORSCHE 911 SERIES 04-00 PORSCHE BOXSTER	<b>11059</b>	04-02 VOLKSWAGEN PASSAT	<b>11077</b>	07-06 BMW 323 SERIES 06 BMW 325 SERIES 08-06 BMW Z4
<b>11042</b>	06-03 MERCEDES BENZ C CLASS 06-03 MERCEDES BENZ CLK CLASS 05-03 MERCEDES BENZ ML CLASS 10-05 MERCEDES BENZ SLK CLASS	<b>11060</b>	06-03 PORSCHE CAYENNE	<b>11078</b>	08-03 BMW 760 SERIES
<b>11043</b>	05-03 SAAB 9-3	<b>11061</b>	06-04 PORSCHE CAYENNE 07-04 VOLKSWAGEN TOUAREG	<b>11079</b>	11-04 MERCEDES BENZ SL CLASS
<b>11044</b>	07-04 CADILLAC CTS	<b>11062</b>	07-04 SATURN VUE	<b>11080</b>	06-03 MERCEDES BENZ CL CLASS 06-03 MERCEDES BENZ S CLASS
<b>11045</b>	04 BUICK REGAL 05-04 CHEVROLET IMPALA 05-03 CHEVROLET MONTE CARLO	<b>11063</b>	06-04 CHRYSLER PACIFICA	<b>11081</b>	06-03 VOLVO S60 04 VOLVO S80 06-03 VOLVO V70 04-03 VOLVO XC90
<b>11046</b>	09-04 CADILLAC SRX 11-05 CADILLAC STS	<b>11064</b>	06-02 AUDI A4 / A4 QUATTRO	<b>11082</b>	03 VOLVO XC90
<b>11047</b>	<b>N11047</b>	<b>11065</b>	05-02 AUDI A4 / A4 QUATTRO 04-02 AUDI A6 / A6 QUATTRO	<b>11083</b>	06-04 BMW 325 SERIES 06-04 BMW 330 SERIES 05-04 BMW 525 SERIES 05-04 BMW 530 SERIES 06-04 BMW X3
<b>11048</b>	04-03 CHRYSLER 300 SERIES 04-03 CHRYSLER CONCORDE 04-03 DODGE INTREPID	<b>11066</b>	05-03 MERCEDES BENZ C CLASS	<b>11084</b>	07-04 TOYOTA HIGHLANDER
<b>11049</b>	09-02 MINI COOPER	<b>11067</b>	04-02 BMW 745 SERIES	<b>11085</b>	06-03 SCION XB 05-04 TOYOTA ECHO
<b>11050</b>	06-02 MINI COOPER	<b>11068</b>	06-03 MERCEDES BENZ CL CLASS 06 MERCEDES BENZ CLS CLASS 06-03 MERCEDES BENZ E CLASS 11-07 MERCEDES BENZ G CLASS 07-06 MERCEDES BENZ ML CLASS 07-06 MERCEDES BENZ R CLASS 06-03 MERCEDES BENZ S CLASS 08-03 MERCEDES BENZ SL CLASS	<b>11086</b>	<b>N11086</b>
<b>11051</b>	04-03 INFINITI G35 03 INFINITI QX4 03 NISSAN PATHFINDER	<b>11069</b>	09-04 CHEVROLET MALIBU	<b>11087</b>	07-02 SUZUKI AERIO
<b>11052</b>	08-03 INFINITI FX35 06-03 INFINITI G35 06-03 NISSAN 350Z 04 NISSAN PATHFINDER	<b>11070</b>	09-02 AUDI A4 / A4 QUATTRO	<b>11088</b>	05-03 LEXUS LX470 04-03 TOYOTA LAND CRUISER
<b>11053</b>	06-03 MITSUBISHI LANCER	<b>11071</b>	05-02 AUDI A4 / A4 QUATTRO 04-02 AUDI A6 / A6 QUATTRO	<b>11089</b>	04-03 TOYOTA TUNDRA PICKUP
<b>11054</b>	06 VOLVO C70 06-05 VOLVO S40 06-05 VOLVO V50	<b>11072</b>	08-04 CHEVROLET MALIBU 07-06 SATURN ION	<b>11090</b>	09-03 TOYOTA SEQUOIA
<b>11055</b>	06-04 MITSUBISHI LANCER 06-04 MITSUBISHI OUTLANDER	<b>11073</b>	<b>N11073</b>	<b>11091</b>	09-05 VOLVO S60 06-05 VOLVO S80 07-05 VOLVO V70 07-05 VOLVO XC70 06-05 VOLVO XC90
		<b>11074</b>	05 CHEVROLET ASTRO VAN 05 CHEVROLET EXPRESS VANS 05 GMC SAFARI VAN 05 GMC SAVANA VANS		
		<b>11075</b>	01 BMW 750 SERIES		
		<b>11075</b>	<b>N11075</b>		
			06-05 CADILLAC ESCALADE 06-05 CHEVROLET AVALANCHE 07-05 CHEVROLET C / K / R / V SERIES PICKUPS 06-05 CHEVROLET SUBURBAN		

# BUYER'S GUIDE / GUIDE DE L'ACHETEUR / GUÍA DEL COMPRADOR

Year Année Año	Application Application Aplicación	Year Année Año	Application Application Aplicación	Year Année Año	Application Application Aplicación
<b>11092</b>	08-02 JAGUAR S-TYPE	<b>11113</b>	<b>N11113</b> 07-05 CHRYSLER 300 SERIES 07-06 DODGE CHARGER 07-05 DODGE MAGNUM	<b>11132</b>	04-03 AUDI RS6
<b>11093</b>	04 VOLVO S40	<b>11114</b>	06-05 JEEP LIBERTY	<b>11133</b>	05-03 AUDI ALLROAD QUATTRO
<b>11094</b>	04 CHRYSLER VOYAGER 07-04 DODGE CARAVAN	<b>11115</b>	06-05 CHRYSLER PACIFICA	<b>11134</b>	12-06 AUDI A3 10-08 AUDI TT COUPE / QUATTRO 09-07 VOLKSWAGEN EOS 12-10 VOLKSWAGEN GOLF 08-06 VOLKSWAGEN GTI 12-06 VOLKSWAGEN JETTA 08-05 VOLKSWAGEN PASSAT
<b>11095</b>	06 MITSUBISHI ECLIPSE 06-04 MITSUBISHI GALANT	<b>11116</b>	04 JEEP GRAND CHEROKEE 04 JEEP TJ SERIES 04 JEEP WRANGLER	<b>11135</b>	03-99 VOLKSWAGEN EUROVAN
<b>11096</b>	04 PONTIAC GTO	<b>11118</b>	12-07 MITSUBISHI ECLIPSE 11-07 MITSUBISHI GALANT	<b>11136</b>	<b>N11136</b> 09-07 LEXUS RX350 11-05 TOYOTA AVALON 12-07 TOYOTA CAMRY 12-08 TOYOTA HIGHLANDER 11-09 TOYOTA RAV4 11-09 TOYOTA VENZA
<b>11097</b>	06-05 PONTIAC GTO	<b>11119</b>	12-05 NISSAN FRONTIER PICKUP 10-09 SUZUKI EQUATOR	<b>11137</b>	12-07 LEXUS ES350 09-07 LEXUS RX350 11-05 TOYOTA AVALON 12-08 TOYOTA HIGHLANDER 11-09 TOYOTA VENZA
<b>11098</b>	06-04 BMW X5	<b>11120</b>	06-04 INFINITI QX56 06-04 NISSAN ARMADA 04 NISSAN PATHFINDER 06-04 NISSAN TITAN	<b>11138</b>	12-05 TOYOTA TACOMA PICKUP 11-06 TOYOTA TUNDRA PICKUP
<b>11099</b>	04-03 ACURA MDX 04 ACURA TL	<b>11121</b>	<b>N11121</b> 07-05 NISSAN FRONTIER PICKUP 07-05 NISSAN PATHFINDER 07-05 NISSAN XTERRA	<b>11139</b>	12-05 TOYOTA TACOMA PICKUP
<b>11100</b>	95-94 ACURA INTEGRA	<b>11122</b>	01 BMW M3 02-01 BMW Z3	<b>11140</b>	07-06 CHEVROLET COBALT 07-06 CHEVROLET HHR 07 PONTIAC G5 06 PONTIAC PURSUIT
<b>11101</b>	01-96 ACURA INTEGRA 98-97 HONDA CR-V	<b>11123</b>	02-01 MERCEDES BENZ CLK CLASS 03-02 MERCEDES BENZ E CLASS	<b>11141</b>	06 PONTIAC G6
<b>11102</b>	95-93 NISSAN AXXESS	<b>11124</b>	02-01 MERCEDES BENZ CLK CLASS 03-02 MERCEDES BENZ E CLASS	<b>11142</b>	10-06 CHEVROLET MALIBU 10-06 PONTIAC G6 08-07 SATURN AURA
<b>11103</b>	83 LADA 1300 84-80 LADA NIVA	<b>11125</b>	05 BUICK ALLURE 05 BUICK LACROSSE	<b>11143</b>	07-06 PONTIAC G6
<b>11104</b>	99-85 LADA NIVA 93-84 LADA SIGNET	<b>11126</b>	05 BUICK ALLURE 05 BUICK LACROSSE 05 PONTIAC GRAND PRIX	<b>11144</b>	08-06 PONTIAC G6 05 PONTIAC GRAND AM 09-06 PONTIAC SOLSTICE 10-07 SATURN SKY
<b>11105</b>	97-87 LADA SAMARA	<b>11127</b>	09-06 BUICK ALLURE 09-06 BUICK LACROSSE 08-06 PONTIAC GRAND PRIX	<b>11145</b>	06-05 CHEVROLET EQUINOX 06 PONTIAC TORRENT
<b>11106</b>	99-95 LADA SAMARA	<b>11128</b>	05 TOYOTA TUNDRA PICKUP	<b>11146</b>	<b>N11146</b> 06 CHEVROLET EQUINOX 06 PONTIAC TORRENT
<b>11107</b>	99-95 LADA NIVA	<b>11129</b>	09-05 TOYOTA TACOMA PICKUP	<b>11147</b>	06 HUMMER H3
<b>11108</b>	04-00 AUDI A6 / A6 QUATTRO 03-02 AUDI S6	<b>11130</b>	06-05 PORSCHE 911 SERIES 06-05 PORSCHE BOXSTER 06 PORSCHE CAYMAN	<b>11148</b>	11-07 CHEVROLET COLORADO 11-07 GMC CANYON 10-07 HUMMER H3 08-07 ISUZU I-290
<b>11109</b>	07-05 CHEVROLET COBALT 07-04 SATURN ION	<b>11131</b>	06-05 PORSCHE 911 SERIES 06-05 PORSCHE BOXSTER 05-04 PORSCHE CARRERA GT 06 PORSCHE CAYMAN		
<b>11110</b>	05 CHEVROLET COBALT 05 PONTIAC PURSUIT				
<b>11111</b>	11-07 HYUNDAI AZERA 09-07 HYUNDAI SANTA FE 09-06 HYUNDAI SONATA 11-07 HYUNDAI VERACRUZ 09-07 KIA SORENTO				
<b>11112</b>	07-05 CHRYSLER 300 SERIES 07-06 DODGE CHARGER 07-05 DODGE MAGNUM				

# BUYER'S GUIDE / GUIDE DE L'ACHETEUR / GUÍA DEL COMPRADOR

Year Année Año	Application Application Aplicación	Year Année Año	Application Application Aplicación	Year Année Año	Application Application Aplicación
<b>11148 - continued</b>		<b>11168 - continued</b>		<b>11189 - continued</b>	
08-07	ISUZU I-370	08-06	MAZDA MIATA	10-07	KIA RONDO
<b>11149</b>		<b>11169</b>		<b>11190</b>	
12-06	AUDI A3	09-07	MAZDA 3	08-07	HYUNDAI SANTA FE
09-08	AUDI TT COUPE / QUATTRO	07-06	MAZDA 6	10-07	KIA MAGENTIS
08	VOLKSWAGEN GTI	<b>11170</b>		10-07	KIA OPTIMA
09	VOLKSWAGEN JETTA	07-05	MITSUBISHI LANCER	10-07	KIA RONDO
08-06	VOLKSWAGEN PASSAT	<b>11172</b>		<b>11191 N11191</b>	
<b>11150 N11150</b>		09-06	FORD FUSION	11-07	HYUNDAI AZERA
05	ACURA MDX	09-06	MERCURY MILAN	09-07	HYUNDAI ENTOURAGE
05	ACURA TL	<b>11173</b>		09-07	HYUNDAI SANTA FE
07-05	HONDA ODYSSEY	09-06	FORD FUSION	09-06	HYUNDAI SONATA
08-05	HONDA PILOT	06	LINCOLN ZEPHYR	12-07	HYUNDAI VERACRUZ
06	HONDA RIDGELINE	09-06	MERCURY MILAN	10	KIA BORREGO
<b>11151</b>		<b>11174</b>		09-06	KIA SEDONA
09-06	ACURA MDX	09-07	MAZDA 3	09-07	KIA SORENTO
08-05	ACURA RL	<b>11175</b>		<b>11192</b>	
08-06	ACURA TL	09-07	MAZDA 3	07-06	HYUNDAI AZERA
07	HONDA ODYSSEY	<b>11176 N11176</b>		09-07	KIA AMANTI
08-07	HONDA PILOT	11-06	HONDA CIVIC	<b>11194</b>	
08-07	HONDA RIDGELINE	<b>11177</b>		06-05	TOYOTA TACOMA PICKUP
<b>11152</b>		11-06	HONDA CIVIC	<b>11195 N11195</b>	
06-03	TOYOTA TUNDRA PICKUP	<b>11178</b>		10-09	PONTIAC VIBE
<b>11153</b>		11-06	HONDA CIVIC	12-08	SCION XB
09-04	TOYOTA TUNDRA PICKUP	<b>11179</b>		09-07	TOYOTA CAMRY
<b>11154</b>		08-07	HONDA FIT	10-09	TOYOTA COROLLA
12-07	ACURA RDX	<b>11180</b>		11-09	TOYOTA MATRIX
<b>11155</b>		11-06	BUICK LUCERNE	<b>11196</b>	
06	JEEP COMMANDER	11-06	CADILLAC DTS	06	LEXUS GS300
06-05	JEEP GRAND CHEROKEE	<b>11181</b>		11-07	LEXUS GS350
<b>11156</b>		09-08	BUICK ALLURE	12-06	LEXUS IS250
09-07	CHEVROLET EQUINOX	09-08	BUICK LACROSSE	12-06	LEXUS IS350
09-07	PONTIAC TORRENT	09-06	CHEVROLET IMPALA	<b>11197</b>	
<b>11157</b>		07-06	CHEVROLET MONTE CARLO	07-06	LEXUS GS430
05-03	AUDI ALLROAD QUATTRO	08-05	PONTIAC GRAND PRIX	06-04	LEXUS LS430
<b>11158</b>		<b>11182</b>		<b>11198</b>	
05-04	AUDI S4	08-06	BUICK LUCERNE	09-07	LEXUS GX470
<b>11159</b>		<b>11183</b>		07-06	LEXUS LX470
05-03	AUDI ALLROAD QUATTRO	11-06	CADILLAC DTS	09-07	TOYOTA 4RUNNER
<b>11160</b>		<b>11184</b>		07-05	TOYOTA LAND CRUISER
09-05	AUDI A4 / A4 QUATTRO	11-06	CHEVROLET IMPALA	<b>11201</b>	
<b>11161</b>		06	CHEVROLET MONTE CARLO	08-06	TOYOTA RAV4
06-05	AUDI A4 / A4 QUATTRO	<b>11185 N11185</b>		<b>11202</b>	
<b>11162</b>		10-06	CHEVROLET IMPALA	08-06	HYUNDAI SONATA
09-05	AUDI A6 / A6 QUATTRO	07-06	CHEVROLET MONTE CARLO	08-06	KIA MAGENTIS
<b>11163</b>		<b>11186</b>		09-06	KIA OPTIMA
12-08	NISSAN ROGUE	11-05	SAAB 9-3	09-07	KIA RONDO
06-05	NISSAN X-TRAIL	<b>11187</b>		<b>11203</b>	
<b>11164</b>		09-06	SAAB 9-3	12-06	TOYOTA YARIS
05	SUZUKI GRAND VITARA	<b>11188</b>		<b>11204</b>	
06-05	SUZUKI XL-7	06-05	HYUNDAI SANTA FE	10-09	FORD F-SERIES PICKUPS
<b>11165</b>		05	HYUNDAI SONATA	<b>11205</b>	
07	INFINITI QX56	08-05	HYUNDAI TIBURON	08-05	LANDROVER LR3
07	NISSAN ARMADA	09-05	HYUNDAI TUCSON	<b>11206</b>	
07-05	NISSAN PATHFINDER	06-05	KIA MAGENTIS	09-05	LANDROVER LR3
07	NISSAN TITAN	06-05	KIA OPTIMA	09-06	LANDROVER RANGE ROVER
<b>11167</b>		10-05	KIA SPORTAGE	<b>11207</b>	
09-04	CADILLAC XLR	<b>11189</b>		05-04	VOLKSWAGEN PASSAT
<b>11168</b>		10-06	HYUNDAI SONATA	<b>11208</b>	
12-06	MAZDA 6	12-10	KIA FORTE	05-04	VOLKSWAGEN PASSAT
		10-06	KIA MAGENTIS	<b>11209</b>	
		10-06	KIA OPTIMA	05-04	VOLKSWAGEN PASSAT

# BUYER'S GUIDE / GUIDE DE L'ACHETEUR / GUÍA DEL COMPRADOR

Year Année Año	Application Application Aplicación	Year Année Año	Application Application Aplicación	Year Année Año	Application Application Aplicación
<b>11210</b>		<b>11228 - continued</b>		<b>11246</b>	
05-04	VOLKSWAGEN PASSAT	11-07	JEEP COMPASS	05-04	AUDI A8 / A8 QUATTRO
<b>11211</b>		11-07	JEEP PATRIOT	<b>11247</b>	
09-05	AUDI S4	<b>11229</b>		06	PORSCHE CAYENNE
<b>11213</b>		08-07	CHRYSLER PACIFICA	<b>11248</b>	
08-05	AUDI A6 / A6 QUATTRO	<b>11230</b>		09-07	CADILLAC SRX
10-06	AUDI A8 / A8 QUATTRO	10-06	CHRYSLER PT CRUISER	10-07	CADILLAC STS
<b>11215</b>		<b>11231</b>	<b>N11231</b>	<b>11249</b>	
11-06	MERCEDES BENZ C CLASS	12-11	CHRYSLER 200 SERIES	06-04	VOLKSWAGEN PHAETON
09-06	MERCEDES BENZ CLK CLASS	10-07	CHRYSLER SEBRING	<b>11250</b>	
11-10	MERCEDES BENZ E CLASS	12-08	DODGE AVENGER	09-08	CHEVROLET EQUINOX
11-05	MERCEDES BENZ SLK CLASS	12-07	DODGE CALIBER	11-08	CHEVROLET MALIBU
<b>11216</b>		11-07	JEEP COMPASS	09-08	PONTIAC TORRENT
06	MERCEDES BENZ E CLASS	11-07	JEEP PATRIOT	09-08	SATURN AURA
<b>11217</b>		<b>11232</b>		10-08	SATURN VUE
08-07	DODGE SPRINTER VAN	08-07	BUICK ALLURE	09-07	SUZUKI XL-7
08-07	FREIGHTLINER SPRINTER VAN	08-07	BUICK LACROSSE	<b>11251</b>	
06	MERCEDES BENZ ML CLASS	<b>11233</b>		09-07	SUZUKI XL-7
06	MERCEDES BENZ R CLASS	08-07	DODGE RAM PICKUPS	<b>11252</b>	
<b>11218</b>		<b>11234</b>	<b>N11234</b>	11-08	BUICK ENCLAVE
03	SAAB 9-5	11-07	CHEVROLET C / K / R / V SERIES PICKUPS	11-09	CHEVROLET TRAVERSE
<b>11219</b>		11-08	CHEVROLET EXPRESS VANS	11-07	GMC ACADIA
09-05	AUDI A8 / A8 QUATTRO	11-07	CHEVROLET SUBURBAN	10-07	SATURN OUTLOOK
<b>11220</b>		10-07	CHEVROLET TAHOE	<b>11253</b>	
08	MERCEDES BENZ C CLASS	11-07	GMC C / K / R / V SERIES PICKUPS	09-07	SUZUKI SX4
10-07	MERCEDES BENZ CL CLASS	11-08	GMC SAVANA VANS	<b>11254</b>	
09-07	MERCEDES BENZ CLK CLASS	10-07	GMC YUKON	11-10	VOLKSWAGEN GOLF
11-07	MERCEDES BENZ CLS CLASS	11-07	GMC YUKON XL	11-05	VOLKSWAGEN JETTA
11-06	MERCEDES BENZ E CLASS	<b>11235</b>		09-06	VOLKSWAGEN RABBIT
12-09	MERCEDES BENZ G CLASS	09-06	DODGE RAM PICKUPS	<b>11255</b>	
10-07	MERCEDES BENZ GL CLASS	<b>11236</b>		05	SAAB 9-3
10-07	MERCEDES BENZ ML CLASS	09-06	CHEVROLET IMPALA	<b>11256</b>	
10-07	MERCEDES BENZ R CLASS	07	CHEVROLET MONTE CARLO	10-08	INFINITI QX56
11-07	MERCEDES BENZ S CLASS	<b>11237</b>		12-07	NISSAN ARMADA
12-07	MERCEDES BENZ SL CLASS	08-07	CHEVROLET IMPALA	12-08	NISSAN FRONTIER PICKUP
10	MERCEDES BENZ SLK CLASS	07	CHEVROLET MONTE CARLO	12	NISSAN NV1500
<b>11221</b>		<b>11238</b>		12	NISSAN NV2500
08-06	VOLKSWAGEN PASSAT	07-05	FORD FREESTYLE	12	NISSAN NV3500
<b>11222</b>		<b>11239</b>		12-08	NISSAN PATHFINDER
09-05	AUDI A6 / A6 QUATTRO	10-07	DODGE RAM PICKUPS	12-08	NISSAN TITAN
<b>11223</b>		<b>11240</b>		12-07	NISSAN XTERRA
10-07	VOLVO S80	09-07	CHRYSLER ASPEN	10-09	SUZUKI EQUATOR
11-05	VOLVO XC90	09-07	DODGE DURANGO	<b>11258</b>	<b>N11258</b>
<b>11224</b>		10-07	DODGE NITRO	09-07	NISSAN ALTIMA
08-06	SUZUKI GRAND VITARA	10-09	DODGE RAM PICKUPS	09-07	NISSAN SENTRA
<b>11225</b>		10-07	JEEP COMMANDER	<b>11260</b>	
07-06	SUBARU B9 TRIBECA	10-07	JEEP GRAND CHEROKEE	06	BMW 323 SERIES
09-08	SUBARU LEGACY	10-07	JEEP LIBERTY	06	BMW 325 SERIES
09-06	SUBARU OUTBACK	12-11	RAM 1500	07-06	BMW 525 SERIES
<b>11226</b>		<b>11241</b>		07-06	BMW 530 SERIES
06	SAAB 9-2X	10-07	JEEP COMMANDER	<b>11261</b>	
10-06	SUBARU FORESTER	10-07	JEEP GRAND CHEROKEE	05-04	BMW 545 SERIES
10-06	SUBARU IMPREZA	<b>11242</b>		05-04	BMW 645 SERIES
05	SUBARU LEGACY	07	DODGE DAKOTA PICKUP	05-04	BMW 745 SERIES
05	SUBARU OUTBACK	09-07	JEEP LIBERTY	08-07	BMW ALPINA B7
<b>11227</b>		07	MITSUBISHI RAIDER	<b>11262</b>	
01-99	KIA SEPHIA	<b>11243</b>		10-06	BMW M5
04-00	KIA SPECTRA	08-07	JEEP WRANGLER	10-06	BMW M6
<b>11228</b>		<b>11244</b>		<b>11263</b>	
12-11	CHRYSLER 200 SERIES	09-06	CHRYSLER PT CRUISER	09-07	PONTIAC SOLSTICE
10-07	CHRYSLER SEBRING	<b>11245</b>		10-07	SATURN SKY
12-08	DODGE AVENGER	06	VOLKSWAGEN TOUAREG	<b>11264</b>	
09-08	DODGE CALIBER			09-07	PONTIAC SOLSTICE

# BUYER'S GUIDE / GUIDE DE L'ACHETEUR / GUÍA DEL COMPRADOR

Year Année Año	Application Application Aplicación	Year Année Año	Application Application Aplicación	Year Année Año	Application Application Aplicación
<b>11264 - continued</b>		<b>11280</b>		<b>11301</b>	
09-07	SATURN SKY	07	DODGE RAM PICKUPS	12-08	BMW 128 SERIES
<b>11265</b>		<b>11281</b>		09-07	BMW 323 SERIES
10-08	CHEVROLET COBALT	08-07	AUDI Q7	12-07	BMW 328 SERIES
11-08	CHEVROLET MALIBU	09-06	VOLKSWAGEN TOUAREG	06	BMW 330 SERIES
10-08	PONTIAC G5	<b>11282</b>		10-08	BMW 528 SERIES
09-08	SATURN AURA	08-07	AUDI Q7	10-07	BMW X3
10-08	SATURN VUE	<b>11283</b>		10-07	BMW X5
<b>11266</b>		<b>11284</b>		<b>11302</b>	
11-08	CHEVROLET HHR	08-07	AUDI Q7	11	BMW 1 SERIES M
<b>11267</b>		<b>11285</b>		10-08	BMW 135 SERIES
12-09	MAZDA 6	08-07	AUDI S6	12-07	BMW 335 SERIES
12-07	MAZDA CX-9	09-07	AUDI S8	10-08	BMW 535 SERIES
<b>11268</b>		<b>11286</b>		<b>11303</b>	
09-07	FORD EDGE	10-07	CHRYSLER SEBRING	12-08	MERCEDES BENZ C CLASS
10	FORD FUSION	10-08	DODGE AVENGER	09-07	MERCEDES BENZ CLK CLASS
10-07	LINCOLN MKX	<b>11288</b>		11-07	MERCEDES BENZ CLS CLASS
10-07	LINCOLN MKZ	10-07	CHRYSLER SEBRING	11-07	MERCEDES BENZ E CLASS
<b>11269</b>		10-08	DODGE AVENGER	11-07	MERCEDES BENZ ML CLASS
08	FORD ESCAPE	<b>11289</b>		07	MERCEDES BENZ R CLASS
08	MAZDA TRIBUTE	10-07	CHRYSLER SEBRING	12-09	MERCEDES BENZ SL CLASS
08	MERCURY MARINER	10-08	DODGE AVENGER	<b>11304</b>	
<b>11270</b>		<b>11290</b>		12-07	MERCEDES BENZ CL CLASS
09-08	FORD ESCAPE	10-08	FORD F-SERIES PICKUPS	12-05	MERCEDES BENZ S CLASS
11-08	MAZDA TRIBUTE	<b>11291</b>		<b>11305</b>	
09-08	MERCURY MARINER	10-08	FORD F-SERIES PICKUPS	08-07	DODGE SPRINTER VAN
<b>11271</b>		<b>11292</b>		08-07	FREIGHTLINER SPRINTER VAN
12-11	FORD EDGE	10-09	FORD EXPEDITION	08-07	MERCEDES BENZ CL CLASS
12-11	FORD EXPLORER	10-09	FORD F-SERIES PICKUPS	11-07	MERCEDES BENZ S CLASS
12-09	FORD FLEX	10-09	LINCOLN NAVIGATOR	<b>11306</b> <b>N11306</b>	
12-10	FORD TAURUS	<b>11293</b>		08-07	DODGE SPRINTER VAN
09-08	FORD TAURUS X	11-09	FORD F-SERIES PICKUPS	11-07	FREIGHTLINER SPRINTER VAN
12-09	LINCOLN MKS	<b>11294</b>		09-07	JEEP GRAND CHEROKEE
12-10	LINCOLN MKT	10-08	CHRYSLER TOWN & COUNTRY VAN	09-07	MERCEDES BENZ E CLASS
12-11	LINCOLN MKX	10-08	DODGE CARAVAN	12-08	MERCEDES BENZ R CLASS
<b>11272</b>		11-09	JEEP WRANGLER	11-10	MERCEDES BENZ SPRINTER VAN
12-09	FORD ESCAPE	10-09	VOLKSWAGEN ROUTAN	<b>11307</b>	
11-08	FORD FOCUS	<b>11295</b>		09-07	MERCEDES BENZ E CLASS
10	FORD FUSION	10-08	CHRYSLER TOWN & COUNTRY VAN	<b>11308</b>	
12-10	FORD TRANSIT CONNECT	10-08	DODGE CARAVAN	09-07	MERCEDES BENZ GL CLASS
11-09	MAZDA TRIBUTE	10-09	VOLKSWAGEN ROUTAN	08-07	MERCEDES BENZ ML CLASS
11-09	MERCURY MARINER	<b>11296</b>		08-07	MERCEDES BENZ R CLASS
10	MERCURY MILAN	08-07	CHRYSLER PACIFICA	<b>11309</b>	
<b>11273</b>		10-08	CHRYSLER TOWN & COUNTRY VAN	07	MERCEDES BENZ GL CLASS
12-10	FORD EDGE	10-08	DODGE CARAVAN	09-07	MERCEDES BENZ ML CLASS
12-11	FORD FUSION	10-09	VOLKSWAGEN ROUTAN	08-07	MERCEDES BENZ R CLASS
12-08	FORD TAURUS	<b>11297</b>		<b>11310</b>	
12-10	LINCOLN MKS	10-07	DODGE NITRO	10-09	MERCEDES BENZ CL CLASS
12-11	LINCOLN MKZ	<b>11298</b>		10-07	MERCEDES BENZ S CLASS
09-08	MERCURY SABLE	08-07	CHRYSLER ASPEN	<b>11311</b>	
<b>11274</b>		08-07	DODGE DURANGO	12-07	HYUNDAI ELANTRA
12-09	FORD E-SERIES VANS	08-07	DODGE RAM PICKUPS	11-10	KIA SOUL
<b>11275</b>		<b>11299</b>		09-07	KIA SPECTRA
10-09	FORD EXPLORER	10-09	DODGE RAM PICKUPS	<b>11312</b>	
10-09	MERCURY MOUNTAINEER	12-11	RAM 1500	08-06	BMW Z4
<b>11276</b>		<b>11300</b>		<b>11313</b>	
10-08	DODGE DAKOTA PICKUP	12-08	BMW 128 SERIES	10-08	PONTIAC G6
09-07	DODGE DURANGO	09-07	BMW 323 SERIES	<b>11314</b>	
08-07	DODGE RAM PICKUPS	12-07	BMW 328 SERIES	02-01	DODGE RAM PICKUPS
09-08	MITSUBISHI RAIDER	06	BMW 330 SERIES	<b>11315</b>	
11	RAM DAKOTA	10-08	BMW 528 SERIES	11	INFINITI G25
<b>11278</b>		10-07	BMW X3	08-06	INFINITI M35
11-10	FORD RANGER	<b>11301</b>		<b>11316</b>	
<b>11279</b>		<b>11302</b>		10-06	INFINITI M45
11-05	SAAB 9-3	<b>11303</b>		<b>11303</b>	
<b>11280</b>		<b>11304</b>		<b>11304</b>	
<b>11281</b>		<b>11305</b>		<b>11305</b>	
<b>11282</b>		<b>11306</b>		<b>11306</b>	
<b>11283</b>		<b>11307</b>		<b>11307</b>	
<b>11284</b>		<b>11308</b>		<b>11308</b>	
<b>11285</b>		<b>11309</b>		<b>11309</b>	
<b>11286</b>		<b>11310</b>		<b>11310</b>	
<b>11288</b>		<b>11311</b>		<b>11311</b>	
<b>11289</b>		<b>11312</b>		<b>11312</b>	
<b>11290</b>		<b>11313</b>		<b>11313</b>	
<b>11291</b>		<b>11314</b>		<b>11314</b>	
<b>11292</b>		<b>11315</b>		<b>11315</b>	
<b>11293</b>		<b>11316</b>		<b>11316</b>	
<b>11294</b>		<b>11317</b>		<b>11317</b>	
<b>11295</b>		<b>11318</b>		<b>11318</b>	
<b>11296</b>		<b>11319</b>		<b>11319</b>	
<b>11297</b>		<b>11320</b>		<b>11320</b>	
<b>11298</b>		<b>11321</b>		<b>11321</b>	
<b>11299</b>		<b>11322</b>		<b>11322</b>	
<b>11300</b>		<b>11323</b>		<b>11323</b>	

# BUYER'S GUIDE / GUIDE DE L'ACHETEUR / GUÍA DEL COMPRADOR

Year Année Año	Application Application Aplicación	Year Année Año	Application Application Aplicación	Year Année Año	Application Application Aplicación
<b>11316 - continued</b>		<b>11340 - continued</b>		<b>11358</b>	
06	INFINITI Q45	11	INFINITI M37	10-06	BMW 550 SERIES
<b>11317</b>		09-07	NISSAN 350Z	10-06	BMW 650 SERIES
11-07	MINI COOPER	10-09	NISSAN 370Z	08-06	BMW 750 SERIES
<b>11318</b>		<b>11341 N11341</b>		<b>11362</b>	
09-06	AUDI S4	12-07	NISSAN ALTIMA	10-07	BMW X5
<b>11322</b>		12-09	NISSAN MAXIMA	<b>11363</b>	
08-06	TOYOTA RAV4	12-09	NISSAN MURANO	05-04	VOLVO XC90
<b>11323</b>		12-11	NISSAN QUEST VAN	<b>11364</b>	
08-06	TOYOTA RAV4	<b>11342</b>		11-10	CHEVROLET EXPRESS VANS
<b>11324</b>		12-10	MAZDA 3	11-10	GMC SAVANA VANS
09-07	TOYOTA FJ CRUISER	<b>11343</b>		<b>11366</b>	
<b>11325</b>		09	NISSAN CUBE	12-10	BMW Z4
12-10	LEXUS RX350	10-07	NISSAN SENTRA	<b>11367</b>	
12-08	TOYOTA HIGHLANDER	09-07	NISSAN VERSA	11-09	BUICK LUCERNE
11-09	TOYOTA RAV4	<b>11344</b>		<b>11368</b>	
<b>11326</b>		11-09	NISSAN VERSA	10-09	FORD F-SERIES PICKUPS
12-10	LEXUS RX350	<b>11345</b>		<b>11369</b>	
12-09	TOYOTA HIGHLANDER	11-08	LANDROVER LR2	09-08	CADILLAC CTS
11-10	TOYOTA RAV4	12-11	VOLVO S60	<b>11370</b>	
12-07	TOYOTA SIENNA	12-07	VOLVO S80	11-09	AUDI S6
11-10	TOYOTA VENZA	10-08	VOLVO V70	<b>11371</b>	
<b>11327</b>		12-09	VOLVO XC60	10-08	AUDI R8
07	PONTIAC G6	12-08	VOLVO XC70	<b>11373</b>	
07	SATURN AURA	12-07	VOLVO XC90	10-08	PORSCHE CAYENNE
<b>11328</b>		<b>11346</b>		<b>11374</b>	
12-07	LEXUS LS460	12-11	VOLVO S60	08	PORSCHE CAYENNE
<b>11329</b>		12-07	VOLVO S80	<b>11375</b>	
11-09	MAZDA RX-8	10-08	VOLVO V70	11-09	AUDI A6 / A6 QUATTRO
<b>11330</b>		12-09	VOLVO XC60	<b>11376</b>	
12	MAZDA 5	12-08	VOLVO XC70	11-08	MINI COOPER
11-07	MAZDA CX-7	12-07	VOLVO XC90	<b>11377</b>	
<b>11333</b>		<b>11347</b>		10-08	MINI COOPER
09-07	MINI COOPER	11-07	VOLVO C30	10-08	MINI COOPER CLUBMAN
<b>11334</b>		11-07	VOLVO C70	<b>11378</b>	
10-07	MINI COOPER	11-07	VOLVO S40	10-07	DODGE RAM PICKUPS
10-08	MINI COOPER CLUBMAN	11-07	VOLVO V50	12-11	RAM 2500
<b>11335</b>		<b>11348</b>		11	RAM 3500
09-07	MINI COOPER	07	CHEVROLET C / K / R / V SERIES PICKUPS	<b>11380</b>	
09-08	MINI COOPER CLUBMAN	07-06	CHEVROLET EXPRESS VANS	10-08	DODGE VIPER
<b>11336</b>		07	GMC C / K / R / V SERIES PICKUPS	<b>11381</b>	
09-07	MINI COOPER	07-06	GMC SAVANA VANS	10-09	DODGE JOURNEY
09-08	MINI COOPER CLUBMAN	<b>11350</b>		<b>11382</b>	
<b>11337</b>		12-07	TOYOTA TUNDRA PICKUP	09	CHRYSLER 300 SERIES
09-07	PORSCHE 911 SERIES	<b>11351</b>		09	DODGE CHARGER
09-07	PORSCHE BOXSTER	12-08	TOYOTA SEQUOIA	<b>11383</b>	
09-07	PORSCHE CAYMAN	12-07	TOYOTA TUNDRA PICKUP	12-08	CHRYSLER 300 SERIES
<b>11338</b>		<b>11352</b>		10-08	DODGE CHALLENGER
10-07	PORSCHE 911 SERIES	12-08	TOYOTA SEQUOIA	12-08	DODGE CHARGER
09-07	PORSCHE BOXSTER	12-07	TOYOTA TUNDRA PICKUP	08	DODGE MAGNUM
09-07	PORSCHE CAYMAN	<b>11353</b>		<b>11385</b>	
<b>11339</b>		12-11	HYUNDAI EQUUS	10-09	PONTIAC VIBE
07	PORSCHE 911 SERIES	12-09	HYUNDAI GENESIS	10-09	TOYOTA COROLLA
<b>11340</b>		<b>11354</b>		10-09	TOYOTA MATRIX
10-08	INFINITI EX35	10-07	TOYOTA TACOMA PICKUP	<b>11386</b>	
10-09	INFINITI FX35	<b>11355</b>		11-08	SCION XD
08-07	INFINITI G35	06-04	BMW X5	10-09	TOYOTA COROLLA
10-08	INFINITI G37	<b>11356</b>			
10-09	INFINITI M35	10-08	CHEVROLET COBALT		
		<b>11357</b>			
		10-08	CHEVROLET HHR		

# BUYER'S GUIDE / GUIDE DE L'ACHETEUR / GUÍA DEL COMPRADOR

Year Année Año	Application Application Aplicación	Year Année Año	Application Application Aplicación	Year Année Año	Application Application Aplicación
<b>11387</b>		<b>11416</b>		<b>11451</b>	
10-09 KIA BORREGO		09-08 SUBARU TRIBECA		12-09 BMW X5	
10-08 KIA SEDONA		<b>11420</b>		<b>11454</b>	
<b>11390</b>	<b>N11390</b>	09-08 PONTIAC G8		09-08 SAAB 9-5	
12-09 ACURA TSX		<b>11421</b>		<b>11455</b>	
12-08 HONDA ACCORD		09-08 PONTIAC G8		12-08 MERCEDES BENZ GL CLASS	
<b>11391</b>		<b>11424</b>		11-08 MERCEDES BENZ ML CLASS	
12-10 ACURA MDX		12-08 AUDI S5		11-08 MERCEDES BENZ R CLASS	
12-09 ACURA RL		<b>11425</b>		11-09 MERCEDES BENZ SLK CLASS	
12-09 ACURA TL		10-08 AUDI TT COUPE / QUATTRO		<b>11457</b>	
12-10 ACURA TSX		11-09 VOLKSWAGEN CC		09 DODGE SPRINTER VAN	
12-10 ACURA ZDX		08 VOLKSWAGEN R32		12-09 FREIGHTLINER SPRINTER VAN	
10-08 HONDA ODYSSEY		<b>11427</b>		12-10 MERCEDES BENZ SPRINTER VAN	
11-09 HONDA PILOT		10-09 FORD MUSTANG		<b>11460</b>	
11-09 HONDA RIDGELINE		<b>11428</b>		12-06 VOLKSWAGEN BEETLE	
<b>11392</b>	<b>N11392</b>	10-09 FORD MUSTANG		12-11 VOLKSWAGEN JETTA	
12-08 HONDA ACCORD		<b>11429</b>		12 VOLKSWAGEN PASSAT	
10 HONDA ACCORD CROSSTOUR		10-09 FORD MUSTANG		<b>11463</b>	
<b>11393</b>		<b>11430</b>		09-08 AUDI TT COUPE / QUATTRO	
09 BMW 750 SERIES		06 FORD EXPEDITION		11-09 VOLKSWAGEN CC	
09-08 BMW X6		06 LINCOLN NAVIGATOR		<b>11466</b>	
<b>11394</b>		<b>11431</b>		12-09 AUDI A4 / A4 QUATTRO	
10-08 BMW X6		08-07 FORD EXPEDITION		12-10 AUDI A5 / A5 QUATTRO	
<b>11396</b>		08-07 LINCOLN NAVIGATOR		12-11 AUDI Q5	
10-07 BMW X5		<b>11432</b>		10 AUDI S4	
<b>11397</b>		11-09 FORD CROWN VICTORIA		<b>11467</b>	
10-07 BMW X5		12-09 FORD E-SERIES VANS		09 AUDI A4 / A4 QUATTRO	
<b>11398</b>		11-09 LINCOLN TOWN CAR		10-08 AUDI A5 / A5 QUATTRO	
10-08 MAZDA 5		11-08 MERCURY MARQUIS		10-09 AUDI Q5	
<b>11399</b>		<b>11433</b>		<b>11470</b>	
11 CHEVROLET CRUZE		10-09 FORD EXPLORER		11-09 PORSCHE 911 SERIES	
<b>11401</b>		10-09 MERCURY MOUNTAINEER		11-09 PORSCHE BOXSTER	
10-09 DODGE JOURNEY		<b>11434</b>		11-09 PORSCHE CAYMAN	
<b>11402</b>		09 FORD E-SERIES VANS		<b>11472</b>	
12-11 SCION TC		<b>11440</b>		08-04 VOLKSWAGEN TOUAREG	
12 TOYOTA CAMRY		11-09 DODGE JOURNEY		<b>11475</b>	
11-09 TOYOTA RAV4		<b>11443</b>		09-08 SATURN ASTRA	
<b>11403</b>		10 DODGE RAM PICKUPS		<b>11476</b>	
12-10 TOYOTA HIGHLANDER		12-11 RAM 2500		10-08 SATURN VUE	
11-09 TOYOTA VENZA		12-11 RAM 3500		<b>11479</b>	
<b>11404</b>		12-11 RAM 4500		10-09 SUZUKI GRAND VITARA	
12-09 TOYOTA HIGHLANDER		12-11 RAM 5500		<b>11480</b>	
<b>11405</b>		<b>11445</b>		11-09 SUZUKI GRAND VITARA	
11-08 LEXUS LX570		11 MERCEDES BENZ E CLASS		11-10 SUZUKI SX4	
11-08 TOYOTA LAND CRUISER		12-10 MERCEDES BENZ GL CLASS		<b>11485</b>	
12-08 TOYOTA SEQUOIA		11-09 MERCEDES BENZ ML CLASS		11-10 CHEVROLET CAMARO	
<b>11406</b>		12-10 MERCEDES BENZ R CLASS		<b>11486</b>	
11-08 LEXUS GS460		<b>11446</b>		11-10 CHEVROLET CAMARO	
12-08 LEXUS IS F		02-01 MERCEDES BENZ CL CLASS		<b>11487</b>	
<b>11410</b>		02-01 MERCEDES BENZ S CLASS		11-10 CHEVROLET CAMARO	
12-09 HONDA FIT		<b>11447</b>		<b>11488</b>	
<b>11412</b>		05-04 VOLVO XC90		09-07 VOLVO S60	
11-09 INFINITI FX50		<b>11448</b>		06-05 VOLVO S80	
<b>11413</b>		09 DODGE RAM PICKUPS		07 VOLVO V70	
12-11 NISSAN SENTRA		<b>11449</b>		07-05 VOLVO XC70	
12-09 NISSAN VERSA		09 CHRYSLER ASPEN		06-05 VOLVO XC90	
<b>11414</b>		09 DODGE DURANGO		<b>11532</b>	
12-10 NISSAN CUBE		<b>11450</b>		12-11 FORD F-SERIES PICKUPS	
		12-08 BMW M3		<b>11543</b>	<b>N11543</b>
				10-07 FORD CROWN VICTORIA	

# BUYER'S GUIDE / GUIDE DE L'ACHETEUR / GUÍA DEL COMPRADOR

Year Année Año	Application Application Aplicación	Year Année Año	Application Application Aplicación	Year Année Año	Application Application Aplicación
<b>11565</b>	11-08 SMART FORTWO	<b>13038</b>	74-69 VOLVO 140 SERIES 75-69 VOLVO 160 SERIES 73-69 VOLVO 1800 SERIES 75 VOLVO 240 SERIES	<b>13113 - continued</b>	81-78 BMW 633 SERIES 81-78 BMW 733 SERIES
<b>12075</b>	98-95 FORD E-SERIES VANS	<b>13039</b>	75-71 MERCURY CAPRI	<b>13122</b>	85-80 AUDI 4000, 4000 QUATTRO 83-78 AUDI 5000, 5000 QUATTRO 85-81 AUDI COUPE GT 85-81 AUDI COUPE QUATTRO 84-82 AUDI QUATTRO 85-82 VOLKSWAGEN QUANTUM
<b>12382</b>	<b>N12382</b> 06-03 DODGE SPRINTER VAN 06-02 FREIGHTLINER SPRINTER VAN	<b>13048</b>	74 VOLKSWAGEN BEETLE 74 VOLKSWAGEN KARMANN GHIA 74-73 VOLKSWAGEN TYPE II (MINI BUS)	<b>13129</b>	83-80 AUDI 4000, 4000 QUATTRO 81-78 AUDI 5000, 5000 QUATTRO 81 AUDI COUPE GT 81 AUDI COUPE QUATTRO 78-76 AUDI FOX 80-79 SAAB 900 80-74 VOLKSWAGEN DASHER
<b>12383</b>	<b>N12383</b> 06-03 DODGE SPRINTER VAN 06-02 FREIGHTLINER SPRINTER VAN	<b>13055</b>	77-72 AUDI 100LS 83-80 AUDI 4000, 4000 QUATTRO 79-73 AUDI FOX 72-70 AUDI SUPER 90 80-74 VOLKSWAGEN DASHER 80 VOLKSWAGEN JETTA 84-77 VOLKSWAGEN RABBIT 83-77 VOLKSWAGEN SCIROCCO	<b>13131</b>	77-75 FIAT 128 77-75 FIAT X-1/9
<b>12384</b>	<b>N12384</b> 06-03 DODGE SPRINTER VAN 06-02 FREIGHTLINER SPRINTER VAN	<b>13056</b>	87-84 MERCEDES BENZ 190 SERIES (GAS) 78-74 MERCEDES BENZ 230 SERIES (GAS) 83-74 MERCEDES BENZ 240 SERIES (DIESEL) 89-87 MERCEDES BENZ 260 SERIES (GAS) 81-73 MERCEDES BENZ 280 SERIES (GAS) 85-75 MERCEDES BENZ 300 SERIES (DIESEL) 80-73 MERCEDES BENZ 450 SERIES (GAS)	<b>13140</b>	78 TOYOTA CELICA 78 TOYOTA CORONA
<b>12385</b>	<b>N12385</b> 06-05 DODGE SPRINTER VAN 06-05 FREIGHTLINER SPRINTER VAN	<b>13069</b>	80-75 ALFA ROMEO ALFETTA 75-72 ALFA ROMEO BERLINA 75-72 ALFA ROMEO GT VELOCE 80-72 ALFA ROMEO SPIDER	<b>13147</b>	83-80 AUDI 4000, 4000 QUATTRO 83-82 AUDI 5000, 5000 QUATTRO 84-82 AUDI COUPE GT 84-82 AUDI COUPE QUATTRO 79 AUDI FOX 81-79 VOLKSWAGEN DASHER 84-80 VOLKSWAGEN JETTA 83-82 VOLKSWAGEN QUANTUM 84-77 VOLKSWAGEN RABBIT 83-77 VOLKSWAGEN SCIROCCO
<b>13009</b>	75-71 OPEL 1900 73-69 OPEL GT 72-68 OPEL KADETT 75-71 OPEL MANTA 70-68 OPEL RALLYE 68 SAAB 95 68 SAAB 96 68 SAAB SONETT	<b>13075</b>	75-68 FIAT 124 (EXC SPIDER) 75-68 FIAT 124 SPIDER	<b>13150</b>	83-80 BMW 320 SERIES 86-85 BMW 524TD 83-82 BMW 528 SERIES
<b>13014</b>	68-65 MERCEDES BENZ 200 SERIES (DIESEL) 68-65 MERCEDES BENZ 200 SERIES (GAS) 73-68 MERCEDES BENZ 220 SERIES (DIESEL) 73-59 MERCEDES BENZ 220 SERIES (GAS) 71-63 MERCEDES BENZ 230 SERIES (GAS) 73-66 MERCEDES BENZ 250 SERIES (GAS) 72-68 MERCEDES BENZ 280 SERIES (GAS) 68 MERCEDES BENZ 300 SERIES (GAS) 69-68 MERCEDES BENZ 600 SERIES (GAS)	<b>13080</b>	80-75 VOLKSWAGEN BEETLE 79-75 VOLKSWAGEN TYPE II (MINI BUS)	<b>13154</b>	85-81 MERCEDES BENZ 380 SERIES (GAS) 85-84 MERCEDES BENZ 500 SERIES (GAS)
<b>13018</b>	71-67 BMW 1600 SERIES 71-64 BMW 1800 SERIES 72-66 BMW 2000 SERIES 76-66 BMW 2002 SERIES	<b>13094</b>	79-75 VOLKSWAGEN RABBIT 76-75 VOLKSWAGEN SCIROCCO	<b>13159</b>	83-80 VOLKSWAGEN VANAGON
<b>13023</b>	85-79 VOLVO 240 SERIES 88-85 VOLVO 740 SERIES 87-84 VOLVO 760 SERIES	<b>13102</b>	76 BMW 3.0S / 3.0CS 78-76 BMW 530 SERIES 78-77 BMW 630 SERIES	<b>13161</b>	81-79 VOLVO 240 SERIES
<b>13025</b>	77-65 PORSCHE 911 SERIES 72-70 PORSCHE 914 77-76 PORSCHE 930	<b>13105</b>	79-73 AUDI FOX 80-74 VOLKSWAGEN DASHER 84-77 VOLKSWAGEN RABBIT 83-77 VOLKSWAGEN SCIROCCO	<b>13168</b>	78 TOYOTA CRESSIDA
<b>13028</b>	73-72 MERCEDES BENZ 230 SERIES (GAS) 73-69 MERCEDES BENZ 250 SERIES (GAS) 71-70 MERCEDES BENZ 280 SERIES (GAS) 69 MERCEDES BENZ 300 SERIES (GAS) 72-70 MERCEDES BENZ 600 SERIES (GAS)	<b>13107</b>	80-78 FORD FIESTA	<b>13171</b>	82-80 TOYOTA TERCEL
<b>13030</b>	76-70 PORSCHE 914 79-72 VOLKSWAGEN TYPE II (MINI BUS) 74-71 VOLKSWAGEN TYPE IV	<b>13108</b>	79 AMC AMX 79-78 AMC CONCORD 78-77 AMC GREMLIN 79 AMC PACER 79 AMC SPIRIT	<b>13184</b>	<b>N13184</b> 89-88 CHRYSLER DAYTONA 89-88 CHRYSLER DYNASTY 89-88 CHRYSLER LEBARON 88 CHRYSLER TOWN & COUNTRY CAR 88 DODGE 600 89-88 DODGE ARIES 89-88 DODGE CARAVAN 89-88 DODGE DAKOTA PICKUP 89-88 DODGE DAYTONA 89-88 DODGE DYNASTY 89-88 DODGE LANCER 89-88 DODGE OMNI 89-88 DODGE SHADOW 89 DODGE SPIRIT 89 PLYMOUTH ACCLAIM 88 PLYMOUTH CARAVELLE
<b>13033</b>	75-70 MERCURY CAPRI	<b>13113</b>	79-77 BMW 320 SERIES 81-79 BMW 528 SERIES		
<b>13034</b>	73-70 MERCEDES BENZ 280 SERIES (GAS) 73-70 MERCEDES BENZ 300 SERIES (GAS) 72 MERCEDES BENZ 350 SERIES (GAS) 73 MERCEDES BENZ 450 SERIES (GAS)				



# BUYER'S GUIDE / GUIDE DE L'ACHETEUR / GUÍA DEL COMPRADOR

Year Année Año	Application Application Aplicación	Year Année Año	Application Application Aplicación	Year Année Año	Application Application Aplicación
<b>13184 - continued</b>		<b>13220</b>		<b>13245 - continued</b>	
89-88	PLYMOUTH EXPO	89-88	DODGE B SERIES VANS	93-90	DODGE DAYTONA
89-88	PLYMOUTH HORIZON	89-88	DODGE D / W SERIES PICKUPS	93-90	DODGE DYNASTY
89-88	PLYMOUTH RELIANT	89-88	DODGE DAKOTA PICKUP	90	DODGE OMNI
89-88	PLYMOUTH SUNDANCE	89-88	DODGE RAMCHARGER	94-90	DODGE SHADOW
89-88	PLYMOUTH VOYAGER			95-90	DODGE SPIRIT
<b>13185 N13256</b>		<b>13225</b>		95-90 PLYMOUTH ACCLAIM	
89-88	DODGE B SERIES VANS	89-86	YUGO GV SERIES	90	PLYMOUTH HORIZON
89-88	DODGE D / W SERIES PICKUPS	<b>13227</b>		94-90	PLYMOUTH SUNDANCE
89-88	DODGE DAKOTA PICKUP	93-90	MAZDA MIATA	95-90	PLYMOUTH VOYAGER
89-88	DODGE RAMCHARGER	<b>13229</b>		<b>13246</b>	
<b>13186</b>		90-88 HONDA PRELUDE		91-87	BMW M3
88	CHRYSLER DAYTONA	<b>13230</b>		88-87	BMW M5
88	CHRYSLER DYNASTY	93-89 FORD TAURUS		89-87	BMW M6
88	CHRYSLER LEBARON	<b>13231</b>		<b>13247</b>	
88	CHRYSLER NEW YORKER	93-89 MAZDA B SERIES PICKUPS		92-88	JAGUAR VANDEN PLAS
88	CHRYSLER TOWN & COUNTRY CAR	<b>13233</b>		92-87	JAGUAR XJ6
88	DODGE 600	<b>13234</b>		<b>13248</b>	
88	DODGE ARIES	92-90 TOYOTA CELICA		93	ALFA ROMEO 2600
89-88	DODGE B SERIES VANS	<b>13235</b>		89-87	ALFA ROMEO MILANO
88	DODGE CARAVAN	91-87 VOLVO 740 SERIES		94-90	ALFA ROMEO SPIDER
89-88	DODGE D / W SERIES PICKUPS	90-88 VOLVO 760 SERIES		<b>13249 N13249</b>	
89-88	DODGE DAKOTA PICKUP	91-89 VOLVO 780 SERIES		90-89	DODGE 2000GTX
88	DODGE DAYTONA	91 VOLVO 940 SERIES		92-89	DODGE COLT
88	DODGE DYNASTY	<b>13236</b>		93-91	EAGLE 2000 GTX
88	DODGE LANCER	84-83 FIAT X-1/9		92-89	EAGLE SUMMIT
88	DODGE OMNI	<b>13237</b>		94-90	EAGLE TALON
89-88	DODGE RAMCHARGER	92-89 MAZDA RX-7		95-92	HYUNDAI ELANTRA
88	DODGE SHADOW	<b>13238</b>		98-92	HYUNDAI SONATA
88	PLYMOUTH CARAVELLE	90-87 MITSUBISHI VAN		94-90	MITSUBISHI ECLIPSE
88	PLYMOUTH EXPO	<b>13239</b>		92	MITSUBISHI EXPO
88	PLYMOUTH HORIZON	92-88 DAIHATSU CHARADE		93-89	MITSUBISHI GALANT
88	PLYMOUTH RELIANT	<b>13240 N13240</b>		92-89	MITSUBISHI MIRAGE
88	PLYMOUTH SUNDANCE	92-89 GEO PRIZM		92-89	PLYMOUTH COLT
88	PLYMOUTH VOYAGER	93-90 TOYOTA CELICA		94-90	PLYMOUTH LASER
<b>13187</b>		92-88 TOYOTA COROLLA		<b>13250 N13250</b>	
88	CHRYSLER DYNASTY	<b>13241 N13241</b>		90-89	NISSAN PULSAR
88	CHRYSLER NEW YORKER	88 TOYOTA 4RUNNER		90-89	NISSAN SENTRA
88	DODGE CARAVAN	88 TOYOTA PICKUP		<b>13252</b>	
88	DODGE DYNASTY	<b>13242</b>		91-90	TOYOTA CELICA
88	PLYMOUTH VOYAGER	92-91 ALFA ROMEO 164		<b>13254</b>	
<b>13188 N13188</b>		91-89 AUDI 100, 100 QUATTRO		91-89	PEUGEOT 405
89-88	FORD TAURUS	91-89 AUDI 200, 200 QUATTRO		<b>13256 N13256</b>	
<b>13189</b>		88-87 AUDI 5000, 5000 QUATTRO		89	CHRYSLER FIFTH AVENUE
88	FORD THUNDERBIRD	92-88 AUDI 80, 80 QUATTRO		89	DODGE DIPLOMAT
<b>13190 N13190</b>		91-88 AUDI 90, 90 QUATTRO		89	PLYMOUTH CARAVELLE
90-88	FORD TEMPO	91-90 AUDI COUPE GT		89	PLYMOUTH GRAN FURY
90-88	MERCURY TOPAZ	91-90 AUDI COUPE QUATTRO		<b>13257</b>	
<b>13196 N13196</b>		<b>13243</b>		89	DODGE RAIDER
89	FORD PROBE	87 MERCEDES BENZ 190 SERIES (GAS)		94-89	MITSUBISHI MONTERO
89-88	MAZDA 626	89-87 MERCEDES BENZ 260 SERIES (GAS)		<b>13259</b>	
89-88	MAZDA MX-6	89-88 MERCEDES BENZ 300 SERIES (GAS)		89-88	FORD FESTIVA
<b>13210</b>		<b>13244</b>		<b>13260</b>	
94-90	SUBARU LEGACY	93-85 VOLVO 240 SERIES		92-88	JAGUAR VANDEN PLAS
<b>13211</b>		92-87 VOLVO 740 SERIES		92-87	JAGUAR XJ12
93-90	MAZDA B SERIES PICKUPS	90-88 VOLVO 760 SERIES		92-87	JAGUAR XJ6
<b>13212</b>		95-94 VOLVO 940 SERIES		96-87	JAGUAR XJS
95-89	FORD THUNDERBIRD	<b>13245 N13245</b>		<b>13261</b>	
90-89	MERCURY COUGAR	93-90 CHRYSLER DAYTONA		96-90	INFINITI Q45
<b>13216</b>		93-90 CHRYSLER DYNASTY		<b>13262</b>	
93-88	BMW 535 SERIES	93-90 CHRYSLER LEBARON		92-90	INFINITI M30
92-87	BMW 735 SERIES	95-90 DODGE CARAVAN		<b>13263</b>	
<b>13218</b>		96-90 DODGE DAKOTA PICKUP		91-88	SUBARU XT
88	PONTIAC LEMANS				
88	PONTIAC OPTIMA				

# BUYER'S GUIDE / GUIDE DE L'ACHETEUR / GUÍA DEL COMPRADOR

Year Année Año	Application Application Aplicación	Year Année Año	Application Application Aplicación	Year Année Año	Application Application Aplicación
<b>13268</b>		<b>13290</b>		<b>13307 - continued</b>	
93	BMW 535 SERIES	93-90	DODGE RAM-50 PICKUP	93-90	CHRYSLER NEW YORKER
92-87	BMW 735 SERIES	95-90	MITSUBISHI PICKUP	91-90	CHRYSLER TC BY MASERATI
<b>13269</b>		<b>13291</b>		95-90	CHRYSLER TOWN & COUNTRY VAN
94-88	BMW 750 SERIES	87-86	HYUNDAI EXCEL	95-90	DODGE CARAVAN
95-91	BMW 850 SERIES	89-85	HYUNDAI PONY	93-91	DODGE DAYTONA
<b>13270</b>		89-85	HYUNDAI STELLAR	93-90	DODGE DYNASTY
92-88	BMW 750 SERIES	87	MITSUBISHI PRECIS	94-92	DODGE SHADOW
<b>13272</b>		<b>13292</b>		95-91	DODGE SPIRIT
90-88	MITSUBISHI GALANT	89-88	MAZDA 929	95-91	PLYMOUTH ACCLAIM
90-88	MITSUBISHI SIGMA	<b>13293</b>		94-92	PLYMOUTH SUNDANCE
<b>13273</b>		93-90	NISSAN 300ZX	95-90	PLYMOUTH VOYAGER
94-89	NISSAN 240SX	<b>13294</b>		<b>13308</b>	<b>N13308</b>
<b>13275</b>	<b>N13275</b>	91-88	HONDA PRELUDE	89	CHRYSLER DYNASTY
94-90	SUBARU LEGACY	<b>13295</b>		89	CHRYSLER NEW YORKER
<b>13276</b>		93-90	FORD FESTIVA	89	DODGE CARAVAN
91	TOYOTA PREVIA	<b>13297</b>		89	DODGE DYNASTY
<b>13277</b>	<b>N13277</b>	92-90	FORD PROBE	89	DODGE SPIRIT
91-88	TOYOTA CAMRY	92-90	MAZDA 626	89	PLYMOUTH ACCLAIM
<b>13278</b>		92-90	MAZDA MX-6	89	PLYMOUTH VOYAGER
92-89	TOYOTA CRESSIDA	<b>13298</b>		<b>13309</b>	<b>N13309</b>
92-89	TOYOTA SUPRA	92-90	FORD PROBE	93-90	CHRYSLER DAYTONA
<b>13280</b>	<b>N13280</b>	94-92	FORD TEMPO	93-90	CHRYSLER DYNASTY
89	CHRYSLER DAYTONA	94-92	MERCURY TOPAZ	93-90	CHRYSLER LEBARON
89	CHRYSLER DYNASTY	<b>13299</b>		95-90	DODGE CARAVAN
89-88	CHRYSLER LEBARON	92-90	FORD PROBE	96-90	DODGE DAKOTA PICKUP
88	CHRYSLER TOWN & COUNTRY CAR	91-90	MAZDA 626	93-90	DODGE DAYTONA
89-88	DODGE ARIES	92-90	MAZDA MX-6	93-90	DODGE DYNASTY
89	DODGE CARAVAN	<b>13300</b>		90	DODGE OMNI
89	DODGE DAYTONA	91	MERCURY CAPRI	94-90	DODGE SHADOW
89	DODGE DYNASTY	<b>13301</b>		95-90	DODGE SPIRIT
89	DODGE LANCER	91-90	DODGE B SERIES VANS	95-90	PLYMOUTH ACCLAIM
89-88	DODGE OMNI	91-90	DODGE D / W SERIES PICKUPS	90	PLYMOUTH HORIZON
89-88	DODGE SHADOW	91-90	DODGE DAKOTA PICKUP	94-90	PLYMOUTH SUNDANCE
89	DODGE SPIRIT	91-90	DODGE RAMCHARGER	95-90	PLYMOUTH VOYAGER
89	PLYMOUTH ACCLAIM	<b>13302</b>		<b>13310</b>	<b>N13310</b>
89-88	PLYMOUTH EXPO	93-90	DODGE D / W SERIES PICKUPS	90	CHRYSLER DAYTONA
89	PLYMOUTH HORIZON	98-94	DODGE RAM PICKUPS	90	CHRYSLER DYNASTY
89-88	PLYMOUTH RELIANT	<b>13304</b>		90	CHRYSLER LEBARON
89-88	PLYMOUTH SUNDANCE	89-88	DODGE D / W SERIES PICKUPS	90	CHRYSLER NEW YORKER
89	PLYMOUTH VOYAGER	<b>13305</b>		90	DODGE CARAVAN
<b>13281</b>		89-88	CHRYSLER DYNASTY	90	DODGE DAYTONA
94-87	SAAB 9000	89-88	CHRYSLER NEW YORKER	90	DODGE DYNASTY
<b>13282</b>		89-88	DODGE CARAVAN	90	DODGE SPIRIT
91-90	MAZDA 929	89-88	DODGE DYNASTY	90	PLYMOUTH ACCLAIM
98-89	MAZDA MPV	89	DODGE SPIRIT	90	PLYMOUTH SUNDANCE
94-91	MERCURY CAPRI	89	PLYMOUTH ACCLAIM	90	PLYMOUTH VOYAGER
<b>13285</b>	<b>N13285</b>	89-88	PLYMOUTH VOYAGER	<b>13311</b>	<b>N13311</b>
90	NISSAN D21 PICKUP	<b>13306</b>		93-91	CHRYSLER DAYTONA
90	NISSAN PATHFINDER	90	CHRYSLER DAYTONA	93-90	CHRYSLER DYNASTY
<b>13286</b>		90	CHRYSLER DYNASTY	93-90	CHRYSLER IMPERIAL
92-91	NISSAN AXCESS	90	CHRYSLER LEBARON	95-91	CHRYSLER LEBARON
92-90	NISSAN STANZA	90	CHRYSLER NEW YORKER	93-90	CHRYSLER NEW YORKER
<b>13287</b>	<b>N13287</b>	90	DODGE CARAVAN	91-90	CHRYSLER TC BY MASERATI
93-90	NISSAN D21 PICKUP	90	DODGE DAYTONA	95-90	CHRYSLER TOWN & COUNTRY VAN
<b>13289</b>	<b>N13289</b>	90	DODGE DYNASTY	95-90	DODGE CARAVAN
90-89	DODGE 2000GTX	90	DODGE SPIRIT	93-91	DODGE DAYTONA
93-91	EAGLE 2000 GTX	90	PLYMOUTH ACCLAIM	93-90	DODGE DYNASTY
91-90	EAGLE TALON	90	PLYMOUTH VOYAGER	94-92	DODGE SHADOW
98-92	HYUNDAI SONATA	<b>13307</b>		95-91	DODGE SPIRIT
93-91	MITSUBISHI GALANT	93-91	CHRYSLER DAYTONA	95-91	PLYMOUTH ACCLAIM
94-90	PLYMOUTH LASER	93-90	CHRYSLER DYNASTY	94-92	PLYMOUTH SUNDANCE
		93-90	CHRYSLER IMPERIAL	95-90	PLYMOUTH VOYAGER
		95-91	CHRYSLER LEBARON	<b>13312</b>	<b>N13312</b>
				91-90	DODGE B SERIES VANS
				91-90	DODGE D / W SERIES PICKUPS
				91-90	DODGE DAKOTA PICKUP
				91-90	DODGE RAMCHARGER
				<b>13313</b>	<b>N13313</b>
				89-88	CHRYSLER FIFTH AVENUE
				89-88	DODGE B SERIES VANS
				89-88	DODGE D / W SERIES PICKUPS
				89-88	DODGE DAKOTA PICKUP
				89	DODGE DIPLOMAT

# BUYER'S GUIDE / GUIDE DE L'ACHETEUR / GUÍA DEL COMPRADOR

Year Année Año	Application Application Aplicación	Year Année Año	Application Application Aplicación	Year Année Año	Application Application Aplicación
<b>13313 - continued</b>		<b>13336 N13336</b>		<b>13359 - continued</b>	
89-88	DODGE RAMCHARGER	93-92	ASUNA SUNRUNNER	93-92	MERCEDES BENZ 500 SERIES (GAS)
89	PLYMOUTH CARAVELLE	01-98	CHEVROLET METRO	93	MERCEDES BENZ 600 SERIES (GAS)
89	PLYMOUTH GRAN FURY	98-89	CHEVROLET TRACKER	96-94	MERCEDES BENZ E CLASS
<b>13314</b>		97-92	GEO METRO	96-94	MERCEDES BENZ SL CLASS
91	FORD ESCORT	97-89	GEO TRACKER	<b>13360</b>	
91-90	MAZDA 323	91-89	GMC TRACKER	94-92	AUDI S4
91-90	MAZDA PROTEGE	00-94	PONTIAC FIREFLY	94-90	AUDI V8 QUATTRO
91	MERCURY TRACER	97-92	PONTIAC SUNRUNNER	<b>13361</b>	
<b>13315</b>		98-89	SUZUKI SIDEKICK	98-89	PORSCHE 911 SERIES
92-90	CHRYSLER LEBARON	01-89	SUZUKI SWIFT	<b>13362</b>	
92-90	DODGE CARAVAN	98-96	SUZUKI X-90	93-91	BMW M5
92-91	DODGE SPIRIT	<b>13337</b>		<b>13363</b>	
92-91	PLYMOUTH ACCLAIM	92-89	MAZDA RX-7	93-92	MERCEDES BENZ 300 SERIES (DIESEL)
92-90	PLYMOUTH VOYAGER	<b>13339 N13241</b>		92-90	MERCEDES BENZ 300 SERIES (GAS)
<b>13316 N13316</b>		92-89	TOYOTA 4RUNNER	93-90	MERCEDES BENZ 500 SERIES (GAS)
95-93	GEO METRO	92-89	TOYOTA PICKUP	95-94	MERCEDES BENZ S CLASS
95-94	PONTIAC FIREFLY	<b>13341 N13341</b>		<b>13364</b>	
94-93	SUZUKI SWIFT	98-97	DODGE DAKOTA PICKUP	93-91	BMW 525 SERIES
<b>13317</b>		98-91	JEEP CHEROKEE	<b>13365</b>	
91-90	DODGE B SERIES VANS	92-91	JEEP COMANCHE PICKUP	93-91	BMW M5
91-90	DODGE D / W SERIES PICKUPS	98-93	JEEP GRAND CHEROKEE	<b>13366</b>	
91-90	DODGE DAKOTA PICKUP	98-97	JEEP TJ SERIES	92-90	BMW 525 SERIES
91-90	DODGE RAMCHARGER	98-91	JEEP WRANGLER	<b>13367</b>	
<b>13320</b>		<b>13349</b>		93-88	MERCEDES BENZ 190 SERIES (GAS)
94-88	BMW 750 SERIES	94-92	BMW 325 SERIES	93-90	MERCEDES BENZ 300 SERIES (GAS)
94-91	BMW 850 SERIES	91-87	BMW M3	91-90	MERCEDES BENZ 350 SERIES (DIESEL)
<b>13321</b>		<b>13350 N13350</b>		<b>13368</b>	
91-90	TOYOTA CELICA	96-91	FORD ESCORT	89-88	PORSCHE 928
<b>13323</b>		94-92	MAZDA 323	<b>13369</b>	
93-90	TOYOTA CELICA	94-92	MAZDA PROTEGE	92-90	VOLKSWAGEN CORRADO
92-91	TOYOTA COROLLA	96-91	MERCURY TRACER	92-91	VOLKSWAGEN PASSAT
<b>13324</b>		<b>13351 N13351</b>		<b>13370</b>	
93-90	NISSAN 300ZX	95-91	DODGE STEALTH	90-89	BMW 525 SERIES
<b>13325 N13325</b>		98-95	HYUNDAI SONATA	<b>13371</b>	
93-90	HONDA ACCORD	95-91	MITSUBISHI 3000 GT	93-91	BMW 318 SERIES
<b>13326 N13326</b>		<b>13352 N13352</b>		<b>13372</b>	
91-90	ACURA INTEGRA	95-91	DODGE STEALTH	92-91	BMW 525 SERIES
<b>13327</b>		94-90	HYUNDAI SONATA	<b>13373</b>	
92-89	NISSAN AXCESS	96-92	MITSUBISHI DIAMANTE	93-91	BMW 318 SERIES
92-90	NISSAN STANZA	<b>13354 N13354</b>		<b>13374</b>	
<b>13328</b>		98-92	DODGE B SERIES VANS	92-91	VOLKSWAGEN JETTA
89-87	HYUNDAI STELLAR	93-92	DODGE D / W SERIES PICKUPS	<b>13375</b>	
<b>13329 N13329</b>		98-92	DODGE DAKOTA PICKUP	92-91	ALFA ROMEO 164
94-91	INFINITI G20	98	DODGE DURANGO	<b>13376</b>	
93-91	NISSAN NX	98-94	DODGE RAM PICKUPS	93-91	MERCEDES BENZ 190 SERIES (GAS)
94-91	NISSAN SENTRA	93-92	DODGE RAMCHARGER	95	MERCEDES BENZ E CLASS
<b>13330</b>		98-93	JEEP GRAND CHEROKEE	<b>13377</b>	
01-97	ACURA EL	93	JEEP GRAND WAGONEER	93-91	BMW 318 SERIES
00-96	HONDA CIVIC	<b>13355</b>		<b>13379</b>	
<b>13331</b>		95	MERCEDES BENZ E CLASS	88-80	PEUGEOT 505
91-90	LEXUS ES250	<b>13356</b>		84-81	PEUGEOT 604
91-89	TOYOTA CAMRY	93-92	MERCEDES BENZ 300 SERIES (GAS)	<b>13380 N13380</b>	
<b>13332</b>		93-92	MERCEDES BENZ 400 SERIES (GAS)	98-95	VOLKSWAGEN CABRIO
90-89	DODGE COLT	93-92	MERCEDES BENZ 500 SERIES (GAS)	95-92	VOLKSWAGEN EUROVAN
94-93	EAGLE TALON	93-92	MERCEDES BENZ 600 SERIES (GAS)	98-93	VOLKSWAGEN GOLF
94-90	MITSUBISHI ECLIPSE	96-94	MERCEDES BENZ S CLASS	98-93	VOLKSWAGEN JETTA
90-89	PLYMOUTH COLT	<b>13357</b>		97-92	VOLKSWAGEN PASSAT
94-90	PLYMOUTH LASER	94-92	AUDI 100, 100 QUATTRO	94-92	VOLKSWAGEN TRANSPORTER
<b>13334 N13334</b>		95-92	AUDI 90, 90 QUATTRO		
93-91	NISSAN NX	00-96	AUDI A4 / A4 QUATTRO		
94-91	NISSAN SENTRA	99-95	AUDI A6 / A6 QUATTRO		
		98-94	AUDI CABRIOLET		
		99-98	VOLKSWAGEN PASSAT		
		<b>13359</b>			
		93-92	MERCEDES BENZ 300 SERIES (GAS)		
		93-92	MERCEDES BENZ 400 SERIES (GAS)		

# BUYER'S GUIDE / GUIDE DE L'ACHETEUR / GUÍA DEL COMPRADOR

Year Année Año	Application Application Aplicación	Year Année Año	Application Application Aplicación	Year Année Año	Application Application Aplicación
<b>13380 - continued</b>		<b>13407</b>	<b>N13407</b>	<b>13445</b>	<b>N13445</b>
93-92	VOLKSWAGEN VANAGON	93-92	TOYOTA CAMRY	97-93	FORD PROBE
<b>13381</b>	<b>N13381</b>	<b>13409</b>		02-93	MAZDA 626
98	VOLKSWAGEN BEETLE	95-93	TOYOTA 4RUNNER	97-93	MAZDA MX-6
02-95	VOLKSWAGEN CABRIO	<b>13410</b>		<b>13446</b>	<b>N13446</b>
95-92	VOLKSWAGEN CORRADO	94-92	LEXUS SC300	97-93	FORD PROBE
98-92	VOLKSWAGEN EUROVAN	<b>13413</b>		02-93	MAZDA 626
98-93	VOLKSWAGEN GOLF	93-92	TOYOTA PREVIA	96-92	MAZDA MX-3
98-93	VOLKSWAGEN JETTA	<b>13414</b>		97-93	MAZDA MX-6
97-92	VOLKSWAGEN PASSAT	92-90	DAIHATSU ROCKY	<b>13447</b>	
94-92	VOLKSWAGEN TRANSPORTER	<b>13415</b>	<b>N13415</b>	95-93	FORD TAURUS
93-92	VOLKSWAGEN VANAGON	91-89	CHEVROLET SPRINT	<b>13448</b>	<b>N13448</b>
<b>13382</b>	<b>N13382</b>	95-89	GEO METRO	95-93	LINCOLN MARK SERIES
95-92	VOLKSWAGEN CORRADO	95-89	PONTIAC FIREFLY	<b>13449</b>	
01-92	VOLKSWAGEN EUROVAN	94-89	SUZUKI SWIFT	93-91	DODGE STEALTH
98-93	VOLKSWAGEN GOLF	<b>13417</b>		<b>13450</b>	
98-93	VOLKSWAGEN JETTA	93-92	VOLVO 960 SERIES	94	DODGE COLT
97-92	VOLKSWAGEN PASSAT	<b>13419</b>		96-92	EAGLE SUMMIT
94-92	VOLKSWAGEN TRANSPORTER	92-91	VOLVO 740 SERIES	94	MITSUBISHI EXPO
93-92	VOLKSWAGEN VANAGON	<b>13421</b>		96-93	MITSUBISHI MIRAGE
<b>13383</b>		92-90	YUGO CABRIO	94	PLYMOUTH COLT
92-89	DAIHATSU CHARADE	92-88	YUGO GV SERIES	<b>13451</b>	
<b>13384</b>		<b>13422</b>		94-93	DODGE COLT
92-90	LEXUS LS400	92	VOLVO 740 SERIES	96-93	EAGLE SUMMIT
<b>13385</b>		93-92	VOLVO 940 SERIES	95-92	MITSUBISHI EXPO
92-91	TOYOTA MR2	<b>13424</b>		95-94	MITSUBISHI GALANT
<b>13386</b>		93-92	ASUNA SUNFIRE	94-93	PLYMOUTH COLT
94-91	ACURA NSX	93-92	GEO STORM	<b>13453</b>	<b>N13453</b>
<b>13387</b>		92	ISUZU IMPULSE	96-92	DODGE B SERIES VANS
95-91	ACURA LEGEND	93-92	ISUZU STYLUS	93-92	DODGE D / W SERIES PICKUPS
<b>13389</b>		<b>13429</b>		96-92	DODGE DAKOTA PICKUP
94-92	LEXUS SC400	91-89	PEUGEOT 405	96-94	DODGE RAM PICKUPS
<b>13390</b>		<b>13430</b>		93-92	DODGE RAMCHARGER
92-89	DAIHATSU CHARADE	93-92	DODGE COLT	96-95	JEEP GRAND CHEROKEE
<b>13391</b>		96-92	EAGLE SUMMIT	<b>13454</b>	
93-90	GEO STORM	94-92	MITSUBISHI EXPO	93-91	TOYOTA MR2
92-90	ISUZU IMPULSE	93-92	PLYMOUTH COLT	<b>13456</b>	
93-91	ISUZU STYLUS	<b>13433</b>		92	TOYOTA PASEO
<b>13392</b>		93-92	ACURA INTEGRA	92-91	TOYOTA TERCEL
92	TOYOTA PASEO	<b>13434</b>		<b>13457</b>	
92-91	TOYOTA TERCEL	92-89	DODGE COLT	95-94	TOYOTA PASEO
<b>13393</b>		91-90	EAGLE VISTA	<b>13458</b>	<b>N13381</b>
92-91	TOYOTA MR2	92-89	PLYMOUTH COLT	02-95	VOLKSWAGEN CABRIO
<b>13395</b>		<b>13435</b>		95-92	VOLKSWAGEN CORRADO
94-92	ACURA VIGOR	95-92	MITSUBISHI DIAMANTE	98-93	VOLKSWAGEN GOLF
<b>13396</b>	<b>N13396</b>	<b>13436</b>		98-93	VOLKSWAGEN JETTA
92	LEXUS ES300	92-87	LANDROVER RANGE ROVER	97-92	VOLKSWAGEN PASSAT
92	TOYOTA CAMRY	<b>13440</b>		<b>13459</b>	
<b>13397</b>	<b>N13397</b>	92	TOYOTA CELICA	95-94	MITSUBISHI DIAMANTE
92	TOYOTA CAMRY	<b>13443</b>	<b>N13443</b>	<b>13460</b>	
<b>13398</b>	<b>N14668</b>	97-93	CHRYSLER CONCORDE	95-93	MAZDA RX-7
92	TOYOTA 4RUNNER	97-93	CHRYSLER INTREPID	<b>13462</b>	
92	TOYOTA PICKUP	97-94	CHRYSLER LHS	95-92	VOLKSWAGEN EUROVAN
<b>13399</b>		96-94	CHRYSLER NEW YORKER	94-92	VOLKSWAGEN TRANSPORTER
91-90	BMW 750 SERIES	97-93	DODGE INTREPID	94-93	VOLKSWAGEN VANAGON
<b>13405</b>		97-93	EAGLE VISION	<b>13464</b>	
92-91	BMW 325 SERIES	97	PLYMOUTH PROWLER	94-92	AUDI 100, 100 QUATTRO
<b>13406</b>		<b>13444</b>		95-92	AUDI 90, 90 QUATTRO
97-92	SUBARU SVX	98-97	JEEP CHEROKEE	96	AUDI A4 / A4 QUATTRO
				97-95	AUDI A6 / A6 QUATTRO
				96-94	AUDI CABRIOLET
				<b>13465</b>	
				95-92	BMW 320 SERIES

# BUYER'S GUIDE / GUIDE DE L'ACHETEUR / GUÍA DEL COMPRADOR

Year Année Año	Application Application Aplicación	Year Année Año	Application Application Aplicación	Year Année Año	Application Application Aplicación
<b>13465 - continued</b>		<b>13496 N13496</b>		<b>13526 - continued</b>	
99-98	BMW 323 SERIES	95-93	TOYOTA 4RUNNER	94-93	BMW 740 SERIES
95-92	BMW 325 SERIES	95-93	TOYOTA PICKUP	95-94	BMW 840 SERIES
99-96	BMW 328 SERIES	94-93	TOYOTA T-100 PICKUP	<b>13529 N13529</b>	
95-92	BMW 525 SERIES	<b>13497 N13497</b>		95-94	ACURA INTEGRA
99-94	BMW M3	97-96	LEXUS LX450	<b>13531 N13531</b>	
00-98	BMW Z3	97-93	TOYOTA LAND CRUISER	94	NISSAN D21 PICKUP
<b>13466</b>		<b>13498</b>		<b>13533 N13533</b>	
92-91	BMW 525 SERIES	93-92	TOYOTA CELICA	94-91	NISSAN D21 PICKUP
<b>13467</b>		<b>13499 N13499</b>		94-91	NISSAN PATHFINDER
95-92	BMW 318 SERIES	96-93	TOYOTA CAMRY	<b>13534</b>	
<b>13468</b>		<b>13500</b>		96-94	NISSAN 300ZX
92-91	BMW 325 SERIES	95-93	TOYOTA MR2	<b>13536</b>	
<b>13469</b>		<b>13501</b>		99-93	TOYOTA PASEO
92-91	BMW 325 SERIES	95-93	TOYOTA MR2	99-93	TOYOTA TERCEL
<b>13470 N13470</b>		<b>13502</b>		<b>13537 N13537</b>	
95-92	BMW 320 SERIES	95-93	TOYOTA MR2	95-93	TOYOTA PREVIA
99-98	BMW 323 SERIES	<b>13503 N13556</b>		<b>13538 N13538</b>	
95-92	BMW 325 SERIES	99-93	TOYOTA CELICA	97	ACURA CL
99-96	BMW 328 SERIES	<b>13506</b>		97-94	HONDA ACCORD
95	BMW 525 SERIES	96-93	HONDA PRELUDE	97-95	HONDA ODYSSEY
99-94	BMW M3	<b>13507 N13507</b>		97-96	ISUZU OASIS
00-98	BMW Z3	96-92	HONDA PRELUDE	<b>13539 N13539</b>	
<b>13471</b>		<b>13508</b>		97-94	HONDA ACCORD
95-92	BMW 320 SERIES	89-88	ACURA INTEGRA	<b>13540</b>	
99-98	BMW 323 SERIES	<b>13509 N13509</b>		95-94	HONDA CIVIC DEL SOL
95-92	BMW 325 SERIES	95-92	HONDA CIVIC	<b>13541</b>	
99-96	BMW 328 SERIES	95-93	HONDA CIVIC DEL SOL	97-94	VOLVO 960 SERIES
95-93	BMW 525 SERIES	<b>13511</b>		98-97	VOLVO S90
99-94	BMW M3	95-92	MAZDA 929	98-97	VOLVO V90
00-98	BMW Z3	<b>13512 N13512</b>		<b>13542</b>	
<b>13473 N13473</b>		96-94	TOYOTA T-100 PICKUP	95-94	VOLVO 940 SERIES
98-93	MERCURY VILLAGER VAN	96-95	TOYOTA TACOMA PICKUP	<b>13545</b>	
98-93	NISSAN QUEST VAN	<b>13519</b>		95-93	TOYOTA SUPRA
<b>13474 N13474</b>		92	VOLVO 740 SERIES	<b>13546</b>	
94-93	NISSAN ALTIMA	<b>13520 N13520</b>		98-93	TOYOTA SUPRA
<b>13477</b>		96-93	VOLVO 850 SERIES	<b>13547</b>	
94-92	NISSAN MAXIMA	97-95	VOLVO 960 SERIES	95	LEXUS SC300
<b>13478</b>		98-97	VOLVO S90	98-93	TOYOTA SUPRA
97-93	INFINITI J30	98-97	VOLVO V90	<b>13548</b>	
96-94	NISSAN 300ZX	<b>13521 N13521</b>		93-92	VOLVO 940 SERIES
<b>13479</b>		95-92	ISUZU TROOPER	<b>13552 N13552</b>	
97-93	SUBARU IMPREZA	<b>13522 N13521</b>		97-93	LEXUS GS300
<b>13480</b>		95-92	ISUZU TROOPER	96-95	LEXUS SC300
95-89	SUBARU JUSTY	<b>13523</b>		98-96	TOYOTA SUPRA
<b>13482 N13482</b>		95-93	KIA SEPHIA	<b>13553</b>	
97-93	GEO PRIZM	93-92	MAZDA MX-3	94-93	LEXUS LS400
97-94	TOYOTA CELICA	<b>13524</b>		<b>13556 N13556</b>	
97-93	TOYOTA COROLLA	97-93	JAGUAR VANDEN PLAS	99-93	TOYOTA CELICA
<b>13485 N13485</b>		97-93	JAGUAR XJ6	<b>13557 N13557</b>	
99-96	TOYOTA PASEO	97-95	JAGUAR XJR	96-94	TOYOTA CAMRY
99-93	TOYOTA TERCEL	96-95	JAGUAR XJS	00-96	TOYOTA RAV4
<b>13486 N13486</b>		<b>13525</b>		<b>13558 N13558</b>	
99-93	TOYOTA PASEO	93-92	TOYOTA MR2	96-94	LEXUS ES300
98-93	TOYOTA TERCEL	<b>13526</b>		99-95	TOYOTA AVALON
<b>13492 N13492</b>		95-94	BMW 530 SERIES	96-94	TOYOTA CAMRY
95-93	TOYOTA 4RUNNER	96-94	BMW 540 SERIES		
95-93	TOYOTA PICKUP				
<b>13495</b>					
93	LEXUS ES300				
93	TOYOTA CAMRY				

## BUYER'S GUIDE / GUIDE DE L'ACHETEUR / GUÍA DEL COMPRADOR

Year Année Año	Application Application Aplicación	Year Année Año	Application Application Aplicación	Year Année Año	Application Application Aplicación
<b>13559</b>	<b>N13559</b>	<b>13594 - continued</b>		<b>13622</b>	
95	MAZDA 323	97-96	DODGE CARAVAN	98-97	VOLKSWAGEN GOLF
97-94	MAZDA MIATA	97-96	PLYMOUTH VOYAGER	98-96	VOLKSWAGEN JETTA
96-94	MAZDA MX-3			97	VOLKSWAGEN PASSAT
96-95	MAZDA PROTEGE	<b>13595</b>		<b>13623</b>	
<b>13562</b>		99	CHRYSLER SEBRING	95	AUDI S6
92-90	TOYOTA LAND CRUISER	99	DODGE AVENGER	<b>13624</b>	
<b>13564</b>	<b>N13564</b>	<b>13596</b>		<b>13624</b>	
96-94	HONDA PASSPORT	96	DODGE STEALTH	97-95	AUDI S6
96-93	ISUZU RODEO	97-96	MITSUBISHI 3000 GT	<b>13625</b>	
<b>13564-70</b>		<b>13597</b>		95-92	VOLKSWAGEN EUROVAN
96-94	HONDA PASSPORT	96	DODGE STEALTH	94-92	VOLKSWAGEN TRANSPORTER
96-93	ISUZU RODEO	99-98	MITSUBISHI 3000 GT	94-93	VOLKSWAGEN VANAGON
<b>13566</b>		<b>13598</b>		<b>13626</b>	
96-92	DODGE VIPER	96	DODGE STEALTH	97-95	VOLKSWAGEN EUROVAN
<b>13574</b>		99-97	MITSUBISHI 3000 GT	<b>13628</b>	
97-94	FORD ASPIRE	<b>13602</b>		91-90	BMW 525 SERIES
<b>13575</b>	<b>N13575</b>	90-89	BMW 525 SERIES	<b>13631</b>	
00-95	CHRYSLER CIRRUS	<b>13603</b>		98-95	SAAB 9000
00-95	DODGE STRATUS	90-89	VOLVO 740 SERIES	<b>13636</b>	<b>N13636</b>
<b>13577</b>	<b>N13577</b>	91	VOLVO 940 SERIES	97-95	NISSAN ALTIMA
00-95	CHRYSLER SEBRING	<b>13604</b>		<b>13637</b>	<b>N13637</b>
00-95	DODGE AVENGER	90-87	VOLVO 760 SERIES	96-95	NISSAN 200SX
<b>13578</b>	<b>N13578</b>	90-87	VOLVO 780 SERIES	96-95	NISSAN SENTRA
00-95	CHRYSLER CIRRUS	<b>13605</b>		<b>13638</b>	<b>N13638</b>
96	CHRYSLER SEBRING	98-93	VOLKSWAGEN GOLF	97-96	NISSAN PATHFINDER
00-95	DODGE STRATUS	98-93	VOLKSWAGEN JETTA	<b>13639</b>	<b>N13639</b>
00-96	PLYMOUTH BREEZE	97-92	VOLKSWAGEN PASSAT	01-98	INFINITI I30
<b>13580</b>	<b>N13580</b>	<b>13606</b>		01-95	NISSAN MAXIMA
99-95	CHRYSLER SEBRING	98-93	VOLKSWAGEN GOLF	<b>13640</b>	
99-95	DODGE AVENGER	98-93	VOLKSWAGEN JETTA	96-94	INFINITI G20
97-95	DODGE NEON	97-92	VOLKSWAGEN PASSAT	98-95	NISSAN 200SX
98-95	EAGLE TALON	<b>13607</b>		99-98	NISSAN SENTRA
99-95	MITSUBISHI ECLIPSE	91-89	PEUGEOT 405	<b>13641</b>	
97-95	PLYMOUTH NEON	<b>13609</b>		98-95	NISSAN 240SX
<b>13582</b>		98-94	SAAB 900	<b>13643</b>	<b>N13643</b>
96-95	EAGLE SUMMIT	98-95	SAAB 9000	96-95	NISSAN D21 PICKUP
96-95	MITSUBISHI MIRAGE	<b>13610</b>	<b>N13610</b>	95	NISSAN PATHFINDER
<b>13584</b>		98-94	SAAB 900	<b>13644</b>	<b>N13644</b>
96-95	EAGLE SUMMIT	98-96	SAAB 9000	97-95	NISSAN D21 PICKUP
95-94	MITSUBISHI MIRAGE	03-98	SAAB 9-3	<b>13645</b>	<b>N13645</b>
<b>13585</b>	<b>N13585</b>	<b>13612</b>	<b>N13612</b>	99-95	SUBARU LEGACY
98-95	EAGLE TALON	97-96	INFINITI I30	<b>13646</b>	<b>N13646</b>
97-96	MITSUBISHI ECLIPSE	97-95	NISSAN MAXIMA	02-95	KIA SPORTAGE
98-96	MITSUBISHI GALANT	<b>13613</b>	<b>N13613</b>	<b>13648</b>	<b>N13648</b>
<b>13586</b>	<b>N13586</b>	93	MERCEDES BENZ 300 SERIES (GAS)	97-95	HONDA ACCORD
96-95	EAGLE SUMMIT	00-94	MERCEDES BENZ C CLASS	<b>13649</b>	<b>N13649</b>
98-95	EAGLE TALON	97-94	MERCEDES BENZ E CLASS	00-96	HONDA CIVIC
99-95	MITSUBISHI ECLIPSE	<b>13615</b>		97-96	HONDA CIVIC DEL SOL
96-95	MITSUBISHI EXPO	94	MITSUBISHI MONTERO	<b>13658</b>	<b>N13380</b>
<b>13587</b>		<b>13616</b>		98-95	VOLKSWAGEN CABRIO
96-95	EAGLE SUMMIT	95-94	MITSUBISHI GALANT	98-94	VOLKSWAGEN GOLF
96-94	MITSUBISHI MIRAGE	<b>13617</b>		98-94	VOLKSWAGEN JETTA
<b>13592</b>	<b>N13592</b>	98-93	ALFA ROMEO 164	97-92	VOLKSWAGEN PASSAT
00-96	CHRYSLER SEBRING	<b>13618</b>		<b>13660</b>	
<b>13593</b>	<b>N13593</b>	91	BMW 525 SERIES	95-92	BMW 320 SERIES
00-96	CHRYSLER TOWN & COUNTRY VAN	<b>13619</b>		99-98	BMW 323 SERIES
00	CHRYSLER VOYAGER	95-94	BMW 318 SERIES	95-92	BMW 325 SERIES
00-96	DODGE CARAVAN			99-96	BMW 328 SERIES
00-96	PLYMOUTH VOYAGER			95	BMW 525 SERIES
<b>13594</b>	<b>N13594</b>				
97-96	CHRYSLER TOWN & COUNTRY VAN				

# BUYER'S GUIDE / GUIDE DE L'ACHETEUR / GUÍA DEL COMPRADOR

Year Année Año	Application Application Aplicación	Year Année Año	Application Application Aplicación	Year Année Año	Application Application Aplicación
<b>13660</b>	- <i>continued</i>	<b>13700</b>	<b>N13700</b>	<b>13727</b>	
99-94	BMW M3	95-94	HONDA CIVIC	97	LANDROVER DEFENDER 90
00-98	BMW Z3	95-94	HONDA CIVIC DEL SOL	98-96	LANDROVER DISCOVERY
<b>13661</b>		<b>13701</b>	<b>N13701</b>	<b>13728</b>	<b>N13728</b>
95-94	BMW 530 SERIES	99-95	HYUNDAI ACCENT	98-97	NISSAN 200SX
<b>13662</b>		95-93	HYUNDAI SCOUPE	99-97	NISSAN SENTRA
95-94	BMW M3	<b>13702</b>	<b>N13702</b>	<b>13729</b>	
<b>13663</b>		99-97	HYUNDAI ACCENT	98-97	BMW 540 SERIES
93	BMW 318 SERIES	00-96	HYUNDAI ELANTRA	98-95	BMW 740 SERIES
<b>13664</b>	<b>N13664</b>	01-97	HYUNDAI TIBURON	98-95	BMW 750 SERIES
99-94	BMW 318 SERIES	<b>13705</b>		97-96	BMW 840 SERIES
98-96	BMW Z3	93	ISUZU STYLUS	97-95	BMW 850 SERIES
<b>13668</b>		<b>13706</b>	<b>N13706</b>	<b>13731</b>	
97-95	LEXUS SC400	04-98	TOYOTA AVALON	97-95	KIA SEPHIA
<b>13669</b>		<b>13707</b>		<b>13732</b>	
97-95	LEXUS LS400	93-92	MERCEDES BENZ 300 SERIES (DIESEL)	97-94	TOYOTA PREVIA
<b>13671</b>	<b>N13671</b>	<b>13709</b>		<b>13733</b>	
98-96	TOYOTA 4RUNNER	93-92	MERCEDES BENZ 300 SERIES (DIESEL)	98-96	BMW Z3
98-95	TOYOTA T-100 PICKUP	93	MERCEDES BENZ 300 SERIES (GAS)	<b>13734</b>	
99-95	TOYOTA TACOMA PICKUP	98-94	MERCEDES BENZ C CLASS	97	BMW 528 SERIES
02-00	TOYOTA TUNDRA PICKUP	97-94	MERCEDES BENZ E CLASS	00-97	BMW Z3
<b>13673</b>	<b>N13673</b>	<b>13710</b>		<b>13735</b>	<b>N13735</b>
99-96	TOYOTA 4RUNNER	99-98	MERCEDES BENZ CL CLASS	04-00	CHRYSLER NEON
98-97	TOYOTA T-100 PICKUP	99-96	MERCEDES BENZ S CLASS	05-98	DODGE NEON
99-97	TOYOTA TACOMA PICKUP	99-96	MERCEDES BENZ SL CLASS	05-03	DODGE SX
<b>13674</b>		<b>13711</b>		01-98	PLYMOUTH NEON
00-99	HONDA CIVIC	99-98	TOYOTA TERCEL	<b>13736</b>	
97-96	HONDA CIVIC DEL SOL	<b>13712</b>	<b>N13712</b>	01-97	CADILLAC CATERA
<b>13675</b>	<b>N13675</b>	99-97	INFINITI Q45	<b>13737</b>	
04-96	ACURA RL	<b>13713</b>	<b>N13713</b>	98-97	ACURA TL
<b>13677</b>	<b>N13677</b>	00-97	NISSAN PATHFINDER	<b>13738</b>	
01-96	ACURA INTEGRA	<b>13714</b>		98-97	ACURA TL
<b>13680</b>	<b>N13680</b>	05-95	ACURA NSX	<b>13739</b>	
02-99	SUZUKI ESTEEM	<b>13715</b>	<b>N13715</b>	97-96	ACURA SLX
98-96	SUZUKI SIDEKICK	00-98	LEXUS GS400	97-96	ISUZU TROOPER
<b>13684</b>		00-98	LEXUS LS400	<b>13740</b>	
96-95	ACURA TL	00-98	LEXUS SC400	97-96	ISUZU TROOPER
<b>13685</b>		<b>13717</b>		<b>13741</b>	<b>N13741</b>
96	ACURA TL	99-97	MITSUBISHI MONTERO	00-98	CHRYSLER CIRRUS
<b>13687</b>		<b>13718</b>	<b>N13718</b>	00-98	DODGE STRATUS
02-95	MAZDA MILLENIA	97	KIA SEPHIA	00-96	PLYMOUTH BREEZE
<b>13688</b>		01-97	MAZDA PROTEGE	<b>13742</b>	<b>N13742</b>
96-95	MAZDA MILLENIA	<b>13719</b>	<b>N13719</b>	98-97	DODGE B SERIES VANS
<b>13689</b>		03-99	MAZDA PROTEGE	98-97	DODGE DAKOTA PICKUP
03-99	MITSUBISHI DIAMANTE	<b>13720</b>	<b>N13720</b>	98	DODGE DURANGO
<b>13690</b>		98-97	CHEVROLET VENTURE	98-97	DODGE RAM PICKUPS
96-93	JAGUAR XJ12	98-97	OLDSMOBILE SILHOUETTE	98-97	JEEP GRAND CHEROKEE
<b>13692</b>	<b>N13692</b>	98-97	PONTIAC TRANS SPORT	<b>13743</b>	
04-94	MITSUBISHI MONTERO	<b>13721</b>	<b>N13721</b>	01-97	HONDA CR-V
<b>13696</b>		01-97	CHEVROLET CORVETTE	<b>13744</b>	<b>N13744</b>
93	LANDROVER DEFENDER 110	<b>13722</b>		97-96	HONDA PASSPORT
95-94	LANDROVER DEFENDER 90	01-97	HONDA PRELUDE	97-96	ISUZU RODEO
95-93	LANDROVER RANGE ROVER	<b>13724</b>		<b>13745</b>	<b>N13745</b>
<b>13697</b>		00-97	INFINITI QX4	97-96	HONDA PASSPORT
93	LANDROVER DEFENDER 110	<b>13725</b>		97-96	ISUZU RODEO
95-94	LANDROVER DEFENDER 90	95-94	LANDROVER DISCOVERY	<b>13746</b>	<b>N13746</b>
95-93	LANDROVER RANGE ROVER	<b>13726</b>		98-97	DODGE DAKOTA PICKUP
		98-95	LANDROVER RANGE ROVER	98-97	JEEP CHEROKEE
				98-97	JEEP GRAND CHEROKEE

# BUYER'S GUIDE / GUIDE DE L'ACHETEUR / GUÍA DEL COMPRADOR

Year Année Año	Application Application Aplicación	Year Année Año	Application Application Aplicación	Year Année Año	Application Application Aplicación
<b>13747</b>	<b>N13747</b>	<b>13765 - continued</b>		<b>13783</b>	<b>N13783</b>
01-97	LEXUS ES300	00-98	PLYMOUTH VOYAGER	03-99	HYUNDAI SONATA
01-00	TOYOTA CAMRY	<b>13766</b>	<b>N13766</b>	03-01	KIA MAGENTIS
03-00	TOYOTA SOLARA	00-99	DODGE RAM PICKUPS	03-01	KIA OPTIMA
<b>13748</b>		<b>13767</b>	<b>N13767</b>	<b>13784</b>	
00-97	LEXUS SC300	99-98	ACURA CL	02-99	INFINITI G20
<b>13749</b>		02-98	HONDA ACCORD	<b>13785</b>	<b>N13785</b>
99-97	MINISUBISHI DIAMANTE	<b>13769</b>	<b>N13769</b>	01-98	KIA SEPHIA
<b>13750</b>		03-01	ACURA CL	04-00	KIA SPECTRA
99-97	MINISUBISHI MIRAGE	03-02	ACURA TL	<b>13786</b>	
<b>13751</b>		01-99	HONDA ODYSSEY	00-98	MINISUBISHI MONTERO
97	MINISUBISHI MIRAGE	<b>13770</b>	<b>N13770</b>	<b>13787</b>	<b>N13787</b>
<b>13752</b>		01-99	CHEVROLET VENTURE	04-02	MINISUBISHI LANCER
98	SUBARU FORESTER	01-99	OLDSMOBILE SILHOUETTE	02-98	MINISUBISHI MIRAGE
98-97	SUBARU IMPREZA	01-99	PONTIAC MONTANA	<b>13788</b>	
<b>13753</b>		99	PONTIAC TRANS SPORT	00-99	MAZDA MIATA
01-95	SUZUKI ESTEEM	<b>13771</b>	<b>N13771</b>	<b>13789</b>	<b>N13789</b>
<b>13754</b>	<b>N13754</b>	05-00	CHEVROLET IMPALA	02-99	NISSAN FRONTIER PICKUP
01-97	TOYOTA CAMRY	01-99	CHEVROLET VENTURE	02-99	NISSAN XTERRA
01-99	TOYOTA SOLARA	01-99	OLDSMOBILE SILHOUETTE	<b>13790</b>	<b>N13790</b>
12-11	TOYOTA TACOMA PICKUP	01-99	PONTIAC MONTANA	00	DODGE DAKOTA PICKUP
<b>13755</b>	<b>N13755</b>	99	PONTIAC TRANS SPORT	00	DODGE DURANGO
99-97	TOYOTA CAMRY	<b>13772</b>		00-99	JEEP GRAND CHEROKEE
99	TOYOTA SOLARA	99-97	AUDI A8 / A8 QUATTRO	<b>13791</b>	<b>N13791</b>
<b>13756</b>	<b>N13756</b>	<b>13773</b>		05-98	LEXUS GS300
02-98	CHEVROLET PRIZM	99-97	AUDI A8 / A8 QUATTRO	05-01	LEXUS IS300
02-98	TOYOTA COROLLA	<b>13773B</b>		<b>13792</b>	
<b>13757</b>	<b>N13757</b>	03-00	AUDI A8 / A8 QUATTRO	03-99	MERCEDES BENZ ML CLASS
98	HONDA PASSPORT	03-01	AUDI S8	<b>13793</b>	
98	ISUZU RODEO	<b>13774</b>		97-95	MERCEDES BENZ C CLASS
<b>13758</b>		00	BMW 323 SERIES	97-96	MERCEDES BENZ E CLASS
03-98	JAGUAR VANDEN PLAS	00-98	BMW 328 SERIES	<b>13794</b>	<b>N13794</b>
03-98	JAGUAR XJ8	<b>13775</b>		02-99	TOYOTA 4RUNNER
03-98	JAGUAR XJR	98	HONDA PASSPORT	04-00	TOYOTA TACOMA PICKUP
03-02	JAGUAR XJ-SUPER V8	98	ISUZU AMIGO	02-00	TOYOTA TUNDRA PICKUP
02-97	JAGUAR XK8	98	ISUZU RODEO	<b>13795</b>	<b>N13795</b>
02-00	JAGUAR XKR	<b>13776</b>		04-99	SUZUKI GRAND VITARA
<b>13759</b>	<b>N13759</b>	98	HONDA ODYSSEY	<b>13796</b>	
02-97	MAZDA MILLENIA	99-98	ISUZU OASIS	99-98	LEXUS LX470
<b>13760</b>	<b>N13760</b>	<b>13777</b>	<b>N13777</b>	99-98	TOYOTA LAND CRUISER
01-98	NISSAN ALTIMA	00	DODGE DAKOTA PICKUP	<b>13797</b>	
<b>13761</b>		00	DODGE DURANGO	98-97	MERCEDES BENZ C CLASS
97	BMW 528 SERIES	00-99	JEEP GRAND CHEROKEE	97	MERCEDES BENZ E CLASS
00-97	BMW Z3	<b>13778</b>	<b>N13778</b>	99-97	MERCEDES BENZ S CLASS
<b>13762</b>		04-98	NISSAN FRONTIER PICKUP	97-96	MERCEDES BENZ SL CLASS
01-98	ACURA INTEGRA	04-00	NISSAN XTERRA	<b>13798</b>	
<b>13763</b>	<b>N13763</b>	<b>13779</b>		04-98	MERCEDES BENZ SLK CLASS
01-98	CHRYSLER CONCORDE	00-98	MERCEDES BENZ C CLASS	<b>13799</b>	
01-98	CHRYSLER INTREPID	02-98	MERCEDES BENZ CL CLASS	99-98	VOLVO C70
01-98	DODGE INTREPID	03-99	MERCEDES BENZ CLK CLASS	98	VOLVO S70
<b>13764</b>	<b>N13764</b>	01-98	MERCEDES BENZ E CLASS	98	VOLVO V70
01-99	CHRYSLER 300 SERIES	02-94	MERCEDES BENZ S CLASS	<b>13800</b>	
01-98	CHRYSLER CONCORDE	02-94	MERCEDES BENZ SL CLASS	97-96	VOLVO 850 SERIES
01-98	CHRYSLER INTREPID	<b>13780</b>		99-98	VOLVO C70
01-99	CHRYSLER LHS	02-99	CHEVROLET TRACKER	98	VOLVO S70
01-98	DODGE INTREPID	02-99	SUZUKI VITARA	98	VOLVO V70
00-99	PLYMOUTH PROWLER	<b>13781</b>	<b>N13781</b>	<b>13801</b>	<b>N13801</b>
<b>13765</b>	<b>N13765</b>	03-99	CHEVROLET TRACKER	04-00	VOLVO C70
00-98	CHRYSLER TOWN & COUNTRY VAN	03-99	SUZUKI VITARA	04-01	VOLVO S60
00	CHRYSLER VOYAGER	<b>13782</b>		00-99	VOLVO S70
00-98	DODGE CARAVAN	99	HYUNDAI SONATA	05-99	VOLVO V70



# BUYER'S GUIDE / GUIDE DE L'ACHETEUR / GUÍA DEL COMPRADOR

Year Année Año	Application Application Aplicación	Year Année Año	Application Application Aplicación	Year Année Año	Application Application Aplicación
<b>13802</b>		<b>13822</b>	<b>N13822</b>	<b>13843</b>	
04-01 VOLVO S60		00-99 DODGE DAKOTA PICKUP		00-99 DODGE RAM PICKUPS	
02-99 VOLVO S80		00-99 JEEP CHEROKEE		<b>13844</b>	<b>N13844</b>
04-01 VOLVO V70		00-99 JEEP TJ SERIES		03-99 LEXUS RX300	
<b>13803</b>		00-99 JEEP WRANGLER		03-01 TOYOTA HIGHLANDER	
96 MERCEDES BENZ E CLASS		<b>13823</b>	<b>N13823</b>	<b>13845</b>	
<b>13804</b>		00-99 DODGE DAKOTA PICKUP		03-00 VOLVO S40	
04-00 SATURN L SERIES		00-99 DODGE DURANGO		03-00 VOLVO V40	
<b>13805</b>	<b>N13805</b>	00-99 DODGE RAM PICKUPS		<b>13846</b>	<b>N13846</b>
05-00 SATURN L SERIES		00-99 DODGE RAM VANS		00 BMW 323 SERIES	
<b>13806</b>	<b>N13806</b>	<b>13824</b>	<b>N13824</b>	00 BMW 328 SERIES	
03-98 TOYOTA SIENNA		00-99 DODGE DAKOTA PICKUP		00-98 BMW 528 SERIES	
<b>13807</b>		00-99 DODGE DURANGO		00-97 BMW Z3	
01-98 SAAB 9-3		00-99 DODGE RAM PICKUPS		<b>13848</b>	
01-98 SAAB 9-5		00-99 DODGE RAM VANS		00-97 BMW Z3	
<b>13808</b>		<b>13825</b>	<b>N13825</b>	<b>13849</b>	
03-98 SAAB 9-5		02-99 HONDA PASSPORT		01-99 VOLKSWAGEN BEETLE	
<b>13809</b>		00-98 ISUZU AMIGO		01-99 VOLKSWAGEN GOLF	
00 JEEP TJ SERIES		04-02 ISUZU AXIOM		01-99 VOLKSWAGEN JETTA	
00 JEEP WRANGLER		04-99 ISUZU RODEO		<b>13850</b>	
<b>13810</b>		<b>13826</b>	<b>N13826</b>	05-99 VOLKSWAGEN BEETLE	
04-99 PORSCHE 911 SERIES		00 INFINITI I30		05-99 VOLKSWAGEN GOLF	
04-97 PORSCHE BOXSTER		04-02 INFINITI I35		04-99 VOLKSWAGEN JETTA	
<b>13811</b>		03-00 NISSAN MAXIMA		<b>13851</b>	
99-98 MERCEDES BENZ E CLASS		07-03 NISSAN MURANO		06-99 VOLKSWAGEN BEETLE	
<b>13812</b>		<b>13827</b>	<b>N13827</b>	06-99 VOLKSWAGEN GOLF	
02-99 LANDROVER DISCOVERY		01-00 NISSAN SENTRA		05-99 VOLKSWAGEN JETTA	
<b>13813</b>		<b>13828</b>	<b>N13828</b>	<b>13852</b>	<b>N13852</b>
02-99 LANDROVER RANGE ROVER		01-00 NISSAN SENTRA		05-99 VOLKSWAGEN BEETLE	
<b>13814</b>		<b>13829</b>	<b>N13829</b>	03-99 VOLKSWAGEN EUROVAN	
99-97 AUDI A4 / A4 QUATTRO		02-00 SUBARU LEGACY		06-99 VOLKSWAGEN GOLF	
98 VOLKSWAGEN PASSAT		02-00 SUBARU OUTBACK		05-99 VOLKSWAGEN JETTA	
<b>13815</b>		<b>13831</b>		<b>13853</b>	<b>N13853</b>
03-99 BMW 540 SERIES		98 VOLKSWAGEN BEETLE		06-00 AUDI TT COUPE / QUATTRO	
01-99 BMW 740 SERIES		<b>13832</b>		10-99 VOLKSWAGEN BEETLE	
00-99 BMW 750 SERIES		98 VOLKSWAGEN BEETLE		06-99 VOLKSWAGEN GOLF	
04-00 BMW X5		<b>13833</b>		05-99 VOLKSWAGEN JETTA	
09-03 LANDROVER RANGE ROVER		98 VOLKSWAGEN BEETLE		<b>13854</b>	<b>N13854</b>
<b>13816</b>		<b>13834</b>		00-99 DODGE RAM PICKUPS	
99-97 AUDI A4 / A4 QUATTRO		00-99 JEEP TJ SERIES		<b>13855</b>	
98 VOLKSWAGEN PASSAT		00-99 JEEP WRANGLER		01-99 MERCEDES BENZ CL CLASS	
<b>13817</b>		<b>13835</b>	<b>N13835</b>	01-00 MERCEDES BENZ S CLASS	
99-97 AUDI A4 / A4 QUATTRO		03-01 ACURA CL		<b>13856</b>	
98 VOLKSWAGEN PASSAT		03-99 ACURA TL		02-98 LEXUS LX470	
<b>13818</b>		<b>13837</b>		02-99 TOYOTA LAND CRUISER	
01-98 MERCEDES BENZ ML CLASS		99-98 ACURA SLX		<b>13857</b>	
<b>13819</b>		99-98 ISUZU TROOPER		06-03 SCION XA	
00-98 MERCEDES BENZ C CLASS		01-99 ISUZU VEHICROSS		05-00 TOYOTA ECHO	
00-98 MERCEDES BENZ CLK CLASS		<b>13838</b>		<b>13858</b>	
01-98 MERCEDES BENZ E CLASS		98-96 BMW 740 SERIES		02-00 TOYOTA TUNDRA PICKUP	
02 MERCEDES BENZ G CLASS		97-96 BMW 840 SERIES		<b>13859</b>	<b>N13859</b>
<b>13820</b>	<b>N13820</b>	<b>13839</b>	<b>N13839</b>	02-01 TOYOTA SEQUOIA	
02-99 SUBARU FORESTER		02-00 HYUNDAI ACCENT		02-00 TOYOTA TUNDRA PICKUP	
00-99 SUBARU IMPREZA		02-01 HYUNDAI ELANTRA		<b>13860</b>	<b>N13860</b>
<b>13821</b>	<b>N13821</b>	<b>13840</b>		02-00 CHEVROLET SUBURBAN	
02-99 MERCURY VILLAGER VAN		05-00 MITSUBISHI ECLIPSE		02-00 GMC YUKON XL	
02-99 NISSAN QUEST VAN		99 MITSUBISHI GALANT		<b>13861</b>	
		02-99 MITSUBISHI MIRAGE		97-96 DODGE VIPER	
		<b>13842</b>	<b>N13842</b>	<b>13863</b>	<b>N13863</b>
		00-99 DODGE DAKOTA PICKUP		01-99 KIA SEPHIA	
				04-00 KIA SPECTRA	

## BUYER'S GUIDE / GUIDE DE L'ACHETEUR / GUÍA DEL COMPRADOR

Year Année Año	Application Application Aplicación	Year Année Año	Application Application Aplicación	Year Année Año	Application Application Aplicación
<b>13864</b>		<b>13881</b>		<b>13900</b>	<b>N13900</b>
01	CHEVROLET CORVETTE	00-99	DODGE RAM PICKUPS	02-01	INFINITI QX4
<b>13865</b>	<b>N13865</b>	<b>13882</b>	<b>N13882</b>	02-01	NISSAN PATHFINDER
07-02	BUICK RENDEZVOUS	05-01	BMW 320 SERIES	<b>13902</b>	
05-01	PONTIAC AZTEK	06-01	BMW 325 SERIES	98	VOLKSWAGEN BEETLE
<b>13866</b>	<b>N13866</b>	06-01	BMW 330 SERIES	<b>13904</b>	
07-02	BUICK RENDEZVOUS	03-01	BMW 525 SERIES	05-99	VOLKSWAGEN GOLF
05-01	PONTIAC AZTEK	03-01	BMW 530 SERIES	04-99	VOLKSWAGEN JETTA
05	PONTIAC G6	06-01	BMW X5	<b>13905</b>	
<b>13867</b>		02-01	BMW Z3	03-01	LEXUS RX300
03-01	CHRYSLER VOYAGER	<b>13883</b>		<b>13906</b>	<b>N13906</b>
03-01	DODGE CARAVAN	01-00	MAZDA MPV	01	JEEP CHEROKEE
<b>13868</b>	<b>N13868</b>	<b>13884</b>	<b>N13884</b>	<b>13907</b>	
06-01	CHRYSLER SEBRING	08-04	CHRYSLER CROSSFIRE	02-01	JEEP TJ SERIES
06-01	DODGE STRATUS	05-01	MERCEDES BENZ C CLASS	02-01	JEEP WRANGLER
<b>13869</b>	<b>N13869</b>	05-03	MERCEDES BENZ CLK CLASS	<b>13908</b>	
00	JEEP TJ SERIES	05-02	MERCEDES BENZ ML CLASS	08-00	JAGUAR S-TYPE
00	JEEP WRANGLER	04-01	MERCEDES BENZ SLK CLASS	<b>13909</b>	
<b>13870</b>	<b>N13870</b>	<b>13885</b>	<b>N13885</b>	02-00	JAGUAR S-TYPE
07-01	CHRYSLER TOWN & COUNTRY VAN	00	TOYOTA 4RUNNER	<b>13910</b>	<b>N13910</b>
04-01	CHRYSLER VOYAGER	04-00	TOYOTA TACOMA PICKUP	03-01	DODGE DAKOTA PICKUP
07-01	DODGE CARAVAN	<b>13886</b>	<b>N13886</b>	01	DODGE RAM PICKUPS
<b>13871</b>	<b>N13871</b>	05-01	CHRYSLER SEBRING	03-01	DODGE RAM VANS
07-01	CHRYSLER TOWN & COUNTRY VAN	05-01	DODGE STRATUS	<b>13911</b>	<b>N13911</b>
04-01	CHRYSLER VOYAGER	05-00	MITSUBISHI ECLIPSE	03-01	DODGE DAKOTA PICKUP
07-01	DODGE CARAVAN	03-99	MITSUBISHI GALANT	01	DODGE RAM PICKUPS
<b>13872</b>	<b>N13872</b>	<b>13887</b>		03-01	DODGE RAM VANS
03-01	JEEP GRAND CHEROKEE	01	HYUNDAI XG300	03-01	DODGE RAM PICKUPS
<b>13873</b>	<b>N13873</b>	02	HYUNDAI XG350	03-01	DODGE RAM VANS
06-01	DODGE DAKOTA PICKUP	<b>13888</b>		<b>13912</b>	<b>N13912</b>
04-01	JEEP GRAND CHEROKEE	05-01	SUBARU OUTBACK	06-01	DODGE DURANGO
06-02	JEEP LIBERTY	<b>13889</b>	<b>N13889</b>	06-02	DODGE RAM PICKUPS
06	MITSUBISHI RAIDER	05	SAAB 9-2X	<b>13913</b>	<b>N13913</b>
<b>13873CP</b>	<b>N13873CP</b>	06-03	SUBARU BAJA	06-01	DODGE DURANGO
04-03	DODGE DAKOTA PICKUP	05-03	SUBARU FORESTER	06	JEEP COMMANDER
04-03	JEEP GRAND CHEROKEE	05	SUBARU IMPREZA	06-05	JEEP GRAND CHEROKEE
06-03	JEEP LIBERTY	04-00	SUBARU LEGACY	06-03	JEEP LIBERTY
<b>13874</b>	<b>N13874</b>	04-00	SUBARU OUTBACK	<b>13914</b>	
02-01	DODGE RAM PICKUPS	<b>13890</b>		03-01	DODGE DURANGO
<b>13875</b>		05	SAAB 9-2X	03-02	DODGE RAM PICKUPS
02-00	ISUZU TROOPER	<b>13892</b>	<b>N13892</b>	<b>13915</b>	
<b>13876</b>	<b>N13876</b>	02-01	CHRYSLER PT CRUISER	03-01	DODGE DURANGO
06-01	JEEP TJ SERIES	<b>13893</b>	<b>N13893</b>	<b>13916</b>	<b>N13916</b>
06-01	JEEP WRANGLER	05-01	ACURA EL	06-03	DODGE DURANGO
<b>13877</b>	<b>N13877</b>	05-01	HONDA CIVIC	06-02	DODGE RAM PICKUPS
02-01	DODGE DAKOTA PICKUP	<b>13894</b>		<b>13917</b>	
02-01	JEEP TJ SERIES	09-00	HONDA S2000	03-02	DODGE RAM PICKUPS
02-01	JEEP WRANGLER	<b>13895</b>		<b>13918</b>	<b>N13918</b>
<b>13878</b>	<b>N13878</b>	05-01	MAZDA MIATA	02-01	ACURA MDX
08-03	PONTIAC VIBE	<b>13896</b>	<b>N13896</b>	04-02	HONDA ODYSSEY
05-00	TOYOTA CELICA	03-00	TOYOTA ECHO	04-03	HONDA PILOT
08-03	TOYOTA COROLLA	<b>13897</b>		<b>13919</b>	
08-03	TOYOTA MATRIX	03	BMW ALPINA ROADSTER	05-01	CADILLAC DEVILLE
05-00	TOYOTA MR2	03-00	BMW M5	04-01	CADILLAC SEVILLE
<b>13879</b>	<b>N13879</b>	03-00	BMW Z8	05-04	PONTIAC BONNEVILLE
06-03	PONTIAC VIBE	<b>13898</b>	<b>N13898</b>	<b>13920</b>	<b>N13920</b>
05-00	TOYOTA CELICA	03-00	MITSUBISHI GALANT	01	DODGE RAM PICKUPS
06-05	TOYOTA COROLLA	<b>13899</b>	<b>N13899</b>	<b>13921</b>	
06-03	TOYOTA MATRIX	02-01	DODGE DAKOTA PICKUP	01-00	AUDI A4 / A4 QUATTRO
<b>13880</b>	<b>N13880</b>			05-99	VOLKSWAGEN PASSAT
00	DODGE DAKOTA PICKUP				
00	DODGE DURANGO				

# BUYER'S GUIDE / GUIDE DE L'ACHETEUR / GUÍA DEL COMPRADOR

Year Année Año	Application Application Aplicación	Year Année Año	Application Application Aplicación	Year Année Año	Application Application Aplicación
<b>13922</b>	01 AUDI A4 / A4 QUATTRO 04 AUDI A6 / A6 QUATTRO 04-99 VOLKSWAGEN PASSAT	<b>13942 - continued</b>	06-02 VOLKSWAGEN GOLF 05-02 VOLKSWAGEN JETTA	<b>13958</b>	<b>N13958</b> 03-02 TOYOTA CAMRY 03-02 TOYOTA SOLARA
<b>13923</b>	04-02 CHRYSLER 300 SERIES 04-02 CHRYSLER CONCORDE 04-02 CHRYSLER INTREPID 04-02 DODGE INTREPID	<b>13943</b>	<b>N13943</b> 05-02 CHEVROLET VENTURE 04-02 OLDSMOBILE SILHOUETTE 05-02 PONTIAC MONTANA	<b>13959</b>	03-01 TOYOTA RAV4
<b>13924</b>	02-98 DODGE VIPER	<b>13944</b>	<b>N13944</b> 05-02 CHEVROLET CAVALIER 05-04 CHEVROLET CLASSIC (FLEET) 05-04 CHEVROLET MALIBU 04-02 OLDSMOBILE ALERO 04-02 PONTIAC GRAND AM 05-02 PONTIAC SUNFIRE 07-03 SATURN ION 07-02 SATURN VUE	<b>13960</b>	<b>N13960</b> 03-02 JEEP LIBERTY 06-03 JEEP TJ SERIES 06-03 JEEP WRANGLER
<b>13925</b>	08-02 JAGUAR X-TYPE	<b>13945</b>	<b>N13945</b> 02-01 HYUNDAI SANTA FE 02-00 HYUNDAI SONATA 02-01 KIA MAGENTIS 04-01 KIA OPTIMA	<b>13961</b>	05-02 JEEP LIBERTY 06-03 JEEP TJ SERIES 06-03 JEEP WRANGLER
<b>13926</b>	08-02 JAGUAR X-TYPE	<b>13946</b>	05-02 VOLKSWAGEN BEETLE 06-02 VOLKSWAGEN GOLF 05-02 VOLKSWAGEN JETTA	<b>13962</b>	03-01 TOYOTA HIGHLANDER
<b>13927</b>	03-01 TOYOTA HIGHLANDER	<b>13947</b>	<b>N13947</b> 06-02 AUDI TT COUPE / QUATTRO 05-02 VOLKSWAGEN BEETLE 06-02 VOLKSWAGEN GOLF 03-02 VOLKSWAGEN JETTA	<b>13963</b>	03-01 TOYOTA HIGHLANDER
<b>13928</b>	08-04 CHRYSLER CROSSFIRE 05-01 MERCEDES BENZ C CLASS 05-03 MERCEDES BENZ CLK CLASS 05-03 MERCEDES BENZ ML CLASS 04-01 MERCEDES BENZ SLK CLASS	<b>13948</b>	<b>N13948</b> 05-01 KIA RIO	<b>13964</b>	<b>N13964</b> 04-02 CHRYSLER CONCORDE 04-02 CHRYSLER INTREPID 04-02 DODGE INTREPID
<b>13929</b>	05-01 CHRYSLER SEBRING 05-01 DODGE STRATUS 05-03 MITSUBISHI ECLIPSE	<b>13949</b>	03-01 MITSUBISHI MONTERO	<b>13965</b>	06-02 ACURA RSX
<b>13930</b>	<b>N13930</b> 01-00 AUDI A4 / A4 QUATTRO 05-99 VOLKSWAGEN PASSAT	<b>13950</b>	04-01 CHEVROLET TRACKER 04 SUZUKI VITARA	<b>13966</b>	<b>N13966</b> 06-02 ACURA RSX 06-02 HONDA CR-V
<b>13931</b>	<b>N13931</b> 01-00 AUDI A4 / A4 QUATTRO 05-99 VOLKSWAGEN PASSAT	<b>13951</b>	01-00 AUDI A4 / A4 QUATTRO 02 AUDI S4 01-99 VOLKSWAGEN PASSAT	<b>13967</b>	03-02 KIA SEDONA
<b>13932</b>	<b>N13932</b> 03-99 AUDI A6 / A6 QUATTRO 02-01 AUDI ALLROAD QUATTRO 01-00 AUDI S4 04-99 VOLKSWAGEN PASSAT	<b>13952</b>	03-02 SAAB 9-3 07-02 SAAB 9-5	<b>13968</b>	<b>N13968</b> 04-02 CHEVROLET CORVETTE
<b>13933</b>	<b>N13933</b> 01 AUDI A4 / A4 QUATTRO 04-99 VOLKSWAGEN PASSAT	<b>13953</b>	06-02 MERCEDES BENZ CL CLASS 03-02 MERCEDES BENZ CLK CLASS 06 MERCEDES BENZ CLS CLASS 06-02 MERCEDES BENZ E CLASS 08-03 MERCEDES BENZ G CLASS 06-02 MERCEDES BENZ S CLASS 06-02 MERCEDES BENZ SL CLASS 09-05 MERCEDES BENZ SLR MCLAREN	<b>13969</b>	<b>N13969</b> 04-02 CHEVROLET CORVETTE
<b>13934</b>	01-00 INFINITI Q45	<b>13954</b>	05-03 MERCEDES BENZ C CLASS	<b>13969CP</b>	11-05 CHEVROLET CORVETTE
<b>13935</b>	98 HONDA PASSPORT 98 ISUZU RODEO	<b>13955</b>	02-01 CHRYSLER PROWLER 01 PLYMOUTH PROWLER	<b>13970</b>	<b>N13970</b> 05-01 BMW 320 SERIES 06-01 BMW 325 SERIES 06-01 BMW 330 SERIES 03-01 BMW 525 SERIES 03-01 BMW 530 SERIES 06-01 BMW X5
<b>13936</b>	05-01 KIA RIO	<b>13956</b>	<b>N13956</b> 03-02 LEXUS ES300 03-02 TOYOTA CAMRY	<b>13971</b>	06-01 BMW X5 02-01 BMW Z3
<b>13937</b>	<b>N13937</b> 06-02 NISSAN SENTRA	<b>13957</b>	05-01 TOYOTA RAV4	<b>13972</b>	99-98 MERCEDES BENZ E CLASS
<b>13938</b>	<b>N13938</b> 03-02 SATURN VUE			<b>13973</b>	<b>N13973</b> 09-08 HYUNDAI ACCENT 04-03 HYUNDAI ELANTRA 08-03 HYUNDAI TIBURON 06-04 KIA SPECTRA 07-05 KIA SPORTAGE
<b>13939</b>	<b>N13939</b> 06-02 NISSAN ALTIMA 06-02 NISSAN SENTRA			<b>13974</b>	06-02 BMW M3
<b>13940</b>	<b>N13940</b> 06-02 NISSAN ALTIMA			<b>13975</b>	02-01 MERCEDES BENZ CL CLASS 02-01 MERCEDES BENZ S CLASS
<b>13942</b>	06-02 AUDI TT COUPE / QUATTRO 10-02 VOLKSWAGEN BEETLE			<b>13976</b>	04-02 BMW 745 SERIES

# BUYER'S GUIDE / GUIDE DE L'ACHETEUR / GUÍA DEL COMPRADOR

Year Année Año	Application Application Aplicación	Year Année Año	Application Application Aplicación	Year Année Año	Application Application Aplicación
<b>13977</b>		<b>13994</b>		<b>14037</b>	
05-02	HONDA CIVIC	09-03	TOYOTA SEQUOIA	80-75	LOTUS ECLAT
<b>13978</b>		09-03	TOYOTA TUNDRA PICKUP	84-76	LOTUS ESPRIT
06-03	FORD THUNDERBIRD	<b>13995</b>	<b>N13995</b>	80-78	MG MGB
06-03	LINCOLN LS	05-03	CHRYSLER PT CRUISER	82-80	TRIUMPH TR8
<b>13979</b>		05	DODGE NEON	<b>14045</b>	
08-03	JAGUAR S-TYPE	<b>13996</b>	<b>N13996</b>	77-71	FIAT 128
09-05	JAGUAR SUPER V8	05-03	MAZDA 6	77-74	FIAT X-1/9
09-04	JAGUAR VANDEN PLAS	<b>13997</b>		<b>14048</b>	
09-04	JAGUAR XJ8	05-02	VOLVO S80	78-75	MERCURY CAPRI
09-04	JAGUAR XJR	03	VOLVO XC90	<b>14050</b>	
09-07	JAGUAR XK	<b>13998</b>		78-74	MG MGB
06-03	JAGUAR XK8	04-03	VOLVO S40	<b>14051</b>	
09-03	JAGUAR XKR	04-02	VOLVO S60	12-09	MERCEDES BENZ C CLASS
<b>13980</b>	<b>N13980</b>	04	VOLVO S80	11-10	MERCEDES BENZ GLK CLASS
08-06	ACURA CSX	04-03	VOLVO V40	<b>14054</b>	
08-04	ACURA TSX	04-03	VOLVO V70	81-76	JAGUAR XJ12
07-03	HONDA ACCORD	04-03	VOLVO XC70	81-76	JAGUAR XJS
10-06	HONDA CIVIC	04-03	VOLVO XC90	<b>14055</b>	
09-07	HONDA CR-V	<b>13999</b>		76-75	JAGUAR XJ12
09-03	HONDA ELEMENT	02-01	DODGE DAKOTA PICKUP	<b>14056</b>	
<b>13981</b>		<b>14000</b>		80-76	JAGUAR XJ6
06-03	TOYOTA SIENNA	77-75	AUDI 100LS	<b>14057</b>	
<b>13982</b>		83-80	AUDI 4000, 4000 QUATTRO	85-80	FERRARI 308
04-01	SUZUKI GRAND VITARA	83-78	AUDI 5000, 5000 QUATTRO	83-76	FIAT 124 SPIDER
04-01	SUZUKI XL-7	84-81	AUDI COUPE GT	78	FIAT 131
<b>13983</b>		84-81	AUDI COUPE QUATTRO	84-83	FIAT 2000 SPIDER (PININFARINA)
07-03	LEXUS GX470	82-77	PORSCHE 924	81-79	FIAT BRAVA
06-03	TOYOTA 4RUNNER	84-81	PORSCHE 928	82-75	LANCIA BETA
<b>13984</b>		84-82	VOLKSWAGEN QUANTUM	82-81	LANCIA ZAGATO
09-03	TOYOTA 4RUNNER	<b>14001</b>		<b>14062</b>	
<b>13985</b>	<b>N13985</b>	02	MERCEDES BENZ C CLASS	76	PORSCHE 912
04	DODGE DURANGO	<b>14014</b>		79-75	VOLKSWAGEN TYPE II (MINI BUS)
06-03	DODGE RAM PICKUPS	72-69	AUSTIN AMERICA	<b>14070</b>	
<b>13986</b>		71-69	LOTUS ELAN	81-76	VOLVO 240 SERIES
06-04	BMW 325 SERIES	70	LOTUS EUROPA	<b>14071</b>	
06-04	BMW 330 SERIES	71-69	MG MGB	79-75	VOLKSWAGEN RABBIT
06-03	BMW Z4	69	MG MGC	76-75	VOLKSWAGEN SCIROCCO
<b>13987</b>	<b>N13987</b>	72-69	TRIUMPH GT6	<b>14085</b>	
05-03	DODGE RAM PICKUPS	72-71	TRIUMPH SPITFIRE	79-76	TRIUMPH TR7
<b>13988</b>	<b>N13988</b>	70-69	TRIUMPH TR6	<b>14088</b>	
06-04	DODGE DURANGO	<b>14022</b>		76-75	TRIUMPH TR6
06-03	DODGE RAM PICKUPS	74-73	TRIUMPH GT6	<b>14092</b>	
<b>13989</b>	<b>N13989</b>	74-73	TRIUMPH TR6	89-81	JAGUAR XJ12
05-04	BUICK CENTURY	<b>14029</b>		89-81	JAGUAR XJS
05-04	CHEVROLET IMPALA	72-70	AUSTIN 1100	<b>14095</b>	
03	CHEVROLET MALIBU	74-72	AUSTIN JENSEN HEALEY	92-88	JAGUAR VANDEN PLAS
05-04	CHEVROLET MONTE CARLO	75-73	AUSTIN MARINA	92-87	JAGUAR XJ6
04-03	OLDSMOBILE ALERO	72-71	FORD CORTINA	<b>14101</b>	
05-03	PONTIAC GRAND AM	74-72	LANDROVER OLDER MODELS	65-63	NISSAN 410, 411
<b>13990</b>		74-72	LANDROVER RANGE ROVER	69-68	NISSAN 510
04-03	LANDROVER DISCOVERY	80-73	LOTUS ELITE	<b>14105</b>	
<b>13991</b>		74-72	MG MGB	80-72	CHEVROLET LUV
05-01	LEXUS GS430	79-72	MG MIDGET	73-71	NISSAN 1200
02	LEXUS SC430	74-71	PLYMOUTH CRICKET	73-70	NISSAN 510
<b>13992</b>		70-69	SUNBEAM ALPINE	72-69	NISSAN 520, 521 PICKUP
03-01	LEXUS LS430	70-69	SUNBEAM ARROW	77-72	NISSAN 620 PICKUP
10-02	LEXUS SC430	80-73	TRIUMPH SPITFIRE	74	NISSAN B210
<b>13993</b>	<b>N13993</b>	68	TRIUMPH TR250	72	SUBARU 1100
05-02	CHEVROLET VENTURE	73-71	TRIUMPH TR6	73-72	SUBARU DELUXE
04-02	OLDSMOBILE SILHOUETTE	79-78	TRIUMPH TR8	74	SUBARU DL
05-02	PONTIAC MONTANA	<b>14030</b>		74-72	SUBARU GF, GL SEDAN, COUPE, WAGON
		72-71	FORD CORTINA		
		73-72	LOTUS ELAN		
		74-69	LOTUS EUROPA		
		74-71	MERCURY CAPRI		
		82-75	TRIUMPH TR7		

# BUYER'S GUIDE / GUIDE DE L'ACHETEUR / GUÍA DEL COMPRADOR

Year Année Año	Application Application Aplicación	Year Année Año	Application Application Aplicación	Year Année Año	Application Application Aplicación
<b>14118</b>		<b>14199 - continued</b>		<b>14273 - continued</b>	
73-70	NISSAN 240Z	78-76	PLYMOUTH ARROW	82-76	TOYOTA COROLLA
74	NISSAN 260Z	78-76	PLYMOUTH COLT	78-77	TOYOTA CORONA
77-75	NISSAN 280Z, 280ZX	78	PLYMOUTH SAPPORO	84-77	TOYOTA PICKUP
73-70	NISSAN 510	<b>14207</b>		<b>14274</b>	
73	NISSAN 610	78-76	MAZDA COSMO	80-79	TOYOTA PICKUP
74	NISSAN 710	78-74	MAZDA RX-4	<b>14275</b>	
77	NISSAN 810	<b>14214</b>		81-79	TOYOTA CELICA
81-77	SUBARU BRAT	77	NISSAN 200SX	81-79	TOYOTA COROLLA
81-75	SUBARU DL	76-74	NISSAN 610	81-79	TOYOTA CORONA
79	SUBARU FE	77-75	NISSAN 710	<b>14281</b>	
81-75	SUBARU GF, GL SEDAN, COUPE, WAGON	77-75	NISSAN B210	81-78	VOLVO 260 SERIES
<b>14129</b>		78-76	NISSAN F10	<b>14291</b>	
81	SUZUKI LJ81	<b>14222</b>		81-78	VOLVO 260 SERIES
82-80	SUZUKI SJ410	82-76	CHEVROLET LUV	<b>14294</b>	
74-68	TOYOTA COROLLA	85-81	ISUZU PICKUP	82-79	FIAT STRADA
71-69	TOYOTA PICKUP	85-84	ISUZU TROOPER	82-79	FIAT X-1/9
<b>14130</b>		<b>14227</b>		<b>14295</b>	
73-71	TOYOTA CARINA	74-69	VOLVO 140 SERIES	78	FIAT 128
76-71	TOYOTA CELICA	75-69	VOLVO 160 SERIES	80-79	FIAT STRADA
77-70	TOYOTA COROLLA	75	VOLVO 240 SERIES	80-78	FIAT X-1/9
76-67	TOYOTA CORONA	<b>14231</b> <b>N14231</b>		<b>14298</b>	
78-72	TOYOTA PICKUP	79-78	NISSAN 620 PICKUP	77-76	VOLVO 260 SERIES
<b>14131</b>		80	NISSAN 720 PICKUP	<b>14305</b>	
81-76	HONDA ACCORD	<b>14234</b>		82-80	CHEVROLET LUV
82-79	HONDA PRELUDE	75-74	DODGE COLT	87-81	ISUZU PICKUP
85-81	ISUZU I-MARK	<b>14237</b>		<b>14307</b>	
79-76	OPEL ISUZU BUILT MODELS	78	DODGE CHALLENGER	82-79	MAZDA 626
76-72	TOYOTA CORONA	78-76	DODGE COLT	85-83	MAZDA B SERIES PICKUPS
71-68	TOYOTA CROWN	78-76	PLYMOUTH ARROW	83-80	MAZDA RX-7
77-69	TOYOTA LAND CRUISER	78	PLYMOUTH COLT	<b>14329</b>	
<b>14151</b>		78	PLYMOUTH SAPPORO	87-83	RENAULT ALLIANCE
76-75	TOYOTA CORONA	<b>14243</b>		86-84	RENAULT ENCORE
77-69	TOYOTA LAND CRUISER	89-87	NISSAN PULSAR	<b>14331</b>	
<b>14158</b>		89-86	NISSAN STANZA	87-83	RENAULT ALLIANCE
81-76	HONDA ACCORD	<b>14255</b>		86-84	RENAULT ENCORE
83-76	HONDA CIVIC	79-78	NISSAN 200SX	85-82	RENAULT FUEGO
82-79	HONDA PRELUDE	82-79	NISSAN 210	83-81	RENAULT R-18 / R-181
83-82	HONDA WAGOVAN	82-79	NISSAN 310	<b>14336</b>	
<b>14184</b>		81-78	NISSAN 510	84-82	TOYOTA CELICA
79-76	HONDA CIVIC	86-81	NISSAN 720 PICKUP	82	TOYOTA COROLLA
<b>14185</b>		78	NISSAN B210	82	TOYOTA CORONA
80-78	NISSAN 280Z, 280ZX	78	NISSAN F10	<b>14340</b>	
81-78	NISSAN 810	86-83	NISSAN PULSAR	81	TOYOTA CELICA
<b>14194</b>		84-82	NISSAN SENTRA	87-79	TOYOTA LAND CRUISER
81-72	FORD COURIER	<b>14267</b>		81-79	TOYOTA SUPRA
71-70	MAZDA 1800	83-79	DODGE CHALLENGER	<b>14341</b>	
71-70	MAZDA 616	80-78	DODGE COLT	82-81	TOYOTA TERCEL
73-72	MAZDA 618	82-79	DODGE D50 PICKUP	<b>14342</b>	
77-72	MAZDA 808, 808 MIZER	86-83	DODGE RAM-50 PICKUP	82-81	TOYOTA STARLET
81-72	MAZDA B SERIES PICKUPS	88-87	MAZDA B SERIES PICKUPS	<b>14345</b>	
79-77	MAZDA GLC	86-83	MITSUBISHI MONTERO	84-81	TOYOTA STARLET
72-70	MAZDA R100	86-83	MITSUBISHI PICKUP	<b>14347</b>	
<b>14196</b>		80-79	PLYMOUTH ARROW	83	TOYOTA COROLLA
77-76	MAZDA 808, 808 MIZER	83-79	PLYMOUTH ARROW PICKUP	84-83	TOYOTA TERCEL
81-80	MAZDA GLC	80-78	PLYMOUTH COLT	<b>14366</b>	
77-74	MAZDA ROTARY PICKUP	83-79	PLYMOUTH SAPPORO	87-78	TOYOTA LAND CRUISER
74-70	MAZDA RX-2	<b>14268</b>		<b>14375</b>	
78-72	MAZDA RX-3	79	DODGE CHALLENGER	79	TOYOTA COROLLA
79	MAZDA RX-7	84-79	DODGE COLT		
<b>14197</b>		80-79	PLYMOUTH ARROW		
75-73	HONDA CIVIC	82-79	PLYMOUTH CHAMP		
<b>14198</b>		84-79	PLYMOUTH COLT		
79-74	HONDA CIVIC	79	PLYMOUTH SAPPORO		
<b>14199</b>		<b>14273</b>			
78	DODGE CHALLENGER	84	TOYOTA 4RUNNER		
78-71	DODGE COLT	78-77	TOYOTA CELICA		

# BUYER'S GUIDE / GUIDE DE L'ACHETEUR / GUÍA DEL COMPRADOR

Year Année Año	Application Application Aplicación	Year Année Año	Application Application Aplicación	Year Année Año	Application Application Aplicación
<b>14384</b>		<b>14432</b>		<b>14561</b>	
81-80	TOYOTA TERCEL	89-87	DODGE RAIDER	87-82	JAGUAR VANDEN PLAS
<b>14392</b>		89-87	DODGE RAM-50 PICKUP	87-81	JAGUAR XJ6
85-78	VOLVO 240 SERIES	89-87	MITSUBISHI MONTERO	<b>14565</b>	
<b>14395</b>		89-87	MITSUBISHI PICKUP	81-77	PEUGEOT 604
86-81	ALFA ROMEO GTV, GTV-6	<b>14434</b>		<b>14571</b>	
89-86	ALFA ROMEO MILANO	88-87	DODGE COLT	82-81	MAZDA GLC
89-81	ALFA ROMEO SPIDER	88-87	MITSUBISHI MIRAGE	<b>14573</b>	
79-78	ALFA ROMEO SPORT	88-87	PLYMOUTH COLT	80-78	TOYOTA CRESSIDA
79-77	ALFA ROMEO SPRINT	<b>14436</b>		87-79	TOYOTA LAND CRUISER
<b>14396</b>		<b>N14436</b>		<b>14574</b>	
89	AUDI 200, 200 QUATTRO	95-87	DODGE COLT	83-81	TOYOTA CRESSIDA
87-84	AUDI 4000, 4000 QUATTRO	94-89	EAGLE SUMMIT	83-82	TOYOTA SUPRA
88-84	AUDI 5000, 5000 QUATTRO	93-88	EAGLE VISTA	<b>14576</b>	
90-88	AUDI 80, 80 QUATTRO	94-90	HYUNDAI EXCEL	78	TOYOTA COROLLA
88	AUDI 90, 90 QUATTRO	92-91	HYUNDAI SCOUPE	<b>14582</b>	
87-84	AUDI COUPE GT	91-89	HYUNDAI SONATA	83-80	RENAULT LECAR
87-84	AUDI COUPE QUATTRO	87-86	MITSUBISHI GALANT	<b>14583</b>	
86-85	AUDI QUATTRO	93-88	MITSUBISHI MIRAGE	83-80	PEUGEOT 504
93-85	VOLKSWAGEN CABRIOLET	94-90	MITSUBISHI PRECIS	85-80	PEUGEOT 505
93-87	VOLKSWAGEN FOX	95-87	PLYMOUTH COLT	84-81	PEUGEOT 604
92-85	VOLKSWAGEN GOLF	<b>14438</b>		<b>14584</b>	
92-84	VOLKSWAGEN JETTA	89-87	CHRYSLER CONQUEST	91-80	PEUGEOT 505
88-84	VOLKSWAGEN QUANTUM	89-87	DODGE RAM-50 PICKUP	<b>14585</b>	
84	VOLKSWAGEN RABBIT	89-87	MITSUBISHI STARION	88-85	SUBARU 1600
89-84	VOLKSWAGEN SCIROCCO	<b>14449</b>		87-82	SUBARU BRAT
92-85	VOLKSWAGEN TRANSPORTER	92-87	TOYOTA TERCEL	89-82	SUBARU DL
92-83	VOLKSWAGEN VANAGON	<b>14453</b>		89-82	SUBARU GF, GL SEDAN, COUPE, WAGON
<b>14401</b>		<b>14453</b>		94-90	SUBARU LOYALE
83-82	VOLKSWAGEN QUANTUM	89-88	TOYOTA MR2	<b>14588</b>	
83-80	VOLKSWAGEN SCIROCCO	<b>14460</b>		86-84	NISSAN 200SX
<b>14402</b>		88-87	TOYOTA SUPRA	83-82	NISSAN STANZA
84-81	VOLKSWAGEN JETTA	<b>14461</b>		<b>14592</b>	
84-80	VOLKSWAGEN RABBIT	<b>N14461</b>		83-81	NISSAN 280Z, 280ZX
83-80	VOLKSWAGEN SCIROCCO	92-88	TOYOTA LAND CRUISER	84-81	NISSAN MAXIMA
<b>14406</b>		<b>14463</b>		<b>14593</b>	
83-82	AUDI 4000, 4000 QUATTRO	87-84	TOYOTA PICKUP	83-82	HONDA ACCORD
82	VOLKSWAGEN QUANTUM	<b>14472</b>		<b>14594</b>	
84-82	VOLKSWAGEN RABBIT	90	TOYOTA TERCEL	83-78	PORSCHE 911 SERIES
<b>14408</b>		<b>14473</b>		79-78	PORSCHE 930
84-80	VOLKSWAGEN RABBIT	91	EAGLE SUMMIT	<b>14595</b>	
<b>14410</b>		<b>14476</b>		83-81	SAAB 900
84-82	VOLKSWAGEN JETTA	85-83	SUZUKI SJ410	80-78	SAAB 99
84-82	VOLKSWAGEN RABBIT	<b>14478</b>		<b>14597</b>	
<b>14412</b>		87-84	NISSAN MICRA	82	FORD COURIER
83-82	AUDI 4000, 4000 QUATTRO	<b>14479</b>		82	MAZDA B SERIES PICKUPS
80-79	VOLKSWAGEN DASHER	89-88	NISSAN MICRA	85-82	MAZDA GLC
84-81	VOLKSWAGEN JETTA	<b>14480</b>		<b>14601</b>	
82	VOLKSWAGEN QUANTUM	91-90	NISSAN MICRA	84-82	MAZDA B SERIES PICKUPS
84-81	VOLKSWAGEN RABBIT	<b>14552</b>		<b>14602</b>	
<b>14418</b>		84	TOYOTA 4RUNNER	82-77	PORSCHE 924
83-82	AUDI 4000, 4000 QUATTRO	84-81	TOYOTA PICKUP	84-78	PORSCHE 928
83-82	AUDI 5000, 5000 QUATTRO	<b>14557</b>		<b>14603</b>	
85	AUDI COUPE QUATTRO	84-83	CHRYSLER E CLASS	83-82	AUDI 4000, 4000 QUATTRO
85	AUDI QUATTRO	85-83	CHRYSLER EXECUTIVE	83-82	AUDI 5000, 5000 QUATTRO
85-82	VOLKSWAGEN QUANTUM	85-82	CHRYSLER LEBARON	84-83	VOLKSWAGEN QUANTUM
<b>14420</b>		85-83	CHRYSLER NEW YORKER	<b>14609</b>	
82-78	VOLVO 260 SERIES	85-83	CHRYSLER TOWN & COUNTRY CAR	83-80	PEUGEOT 504
84-83	VOLVO 760 SERIES	83-82	DODGE 400	88-80	PEUGEOT 505
<b>14421</b>		85-83	DODGE 600	84-81	PEUGEOT 604
85-82	VOLVO 240 SERIES	85-81	DODGE ARIES		
86-85	VOLVO 740 SERIES	87-84	DODGE CARAVAN		
85-83	VOLVO 760 SERIES	87-84	DODGE ROYAL MINI RAM		
<b>14430</b>		85-83	PLYMOUTH CARAVELLE		
93-87	DODGE RAM-50 PICKUP	85-81	PLYMOUTH RELIANT		
96-87	MITSUBISHI PICKUP	87-84	PLYMOUTH VOYAGER		

# BUYER'S GUIDE / GUIDE DE L'ACHETEUR / GUÍA DEL COMPRADOR

Year Année Año	Application Application Aplicación	Year Année Año	Application Application Aplicación	Year Année Año	Application Application Aplicación
<b>14610</b>		<b>14667</b>		<b>14709</b>	
91-87	PEUGEOT 505	86-84	TOYOTA CAMRY	88-85	DODGE COLT
<b>14611</b>	<b>N14611</b>	85-84	TOYOTA COROLLA	90-88	EAGLE VISTA
88-83	TOYOTA CAMRY	<b>14668</b>	<b>N14668</b>	88-85	MITSUBISHI MIRAGE
89-86	TOYOTA CELICA	92-85	TOYOTA 4RUNNER	88-85	PLYMOUTH COLT
92-86	TOYOTA SUPRA	85	TOYOTA CELICA	<b>14716</b>	
<b>14613</b>		91-85	TOYOTA PICKUP	90-89	NISSAN PULSAR
83-81	NISSAN MAXIMA	<b>14671</b>	<b>N14611</b>	90-89	NISSAN SENTRA
<b>14615</b>		88-85	CHEVROLET NOVA	<b>14717</b>	
83-81	NISSAN 720 PICKUP	87-84	TOYOTA COROLLA	89-84	NISSAN 300ZX
<b>14630</b>		<b>14672</b>		85	NISSAN MAXIMA
87-83	ISUZU IMPULSE	87-84	TOYOTA COROLLA	<b>14719</b>	
<b>14643</b>		<b>14674</b>		88-87	NISSAN PULSAR
86	TOYOTA CELICA	87-85	TOYOTA COROLLA	88-86	NISSAN SENTRA
88-84	TOYOTA CRESSIDA	<b>14676</b>		<b>14720</b>	
86-84	TOYOTA SUPRA	83-81	TOYOTA PICKUP	89-87	NISSAN PULSAR
<b>14644</b>		<b>14679</b>	<b>N14679</b>	89-86	NISSAN STANZA
83	TOYOTA COROLLA	89-84	TOYOTA VAN	<b>14724</b>	
84-83	TOYOTA TERCEL	<b>14680</b>	<b>N14680</b>	88-87	NISSAN 200SX
<b>14645</b>		89-84	HONDA ACCORD	<b>14731</b>	
86-81	CHEVROLET CHEVETTE	87-85	HONDA PRELUDE	82-81	CHEVROLET LUV
86-81	PONTIAC ACADIAN	<b>14683</b>		81	ISUZU PICKUP
<b>14648</b>		88	CHEVROLET NOVA	<b>14732</b>	
82-81	CHEVROLET LUV	92-89	GEO PRIZM	88-85	CHEVROLET SPECTRUM
87-81	ISUZU PICKUP	91-87	TOYOTA COROLLA	89	GEO SPECTRUM
87-84	ISUZU TROOPER	89-85	TOYOTA MR2	89-85	ISUZU I-MARK
<b>14649</b>		<b>14684</b>		88-85	PONTIAC SUNBURST
85-81	ISUZU I-MARK	88-87	CHEVROLET SPRINT	<b>14733</b>	
<b>14650</b>		88-87	PONTIAC FIREFLY	88-85	CHEVROLET SPECTRUM
84	DODGE COLT	88-87	SUZUKI FORSA	89	GEO SPECTRUM
84-83	MITSUBISHI CORDIA	95-85	SUZUKI SAMURAI	89-85	ISUZU I-MARK
84-83	MITSUBISHI TREDIA	89	SUZUKI SIDEKICK	88-85	PONTIAC SUNBURST
84	PLYMOUTH COLT	85	SUZUKI SJ413	<b>14739</b>	
<b>14652</b>		<b>14690</b>		89	ISUZU I-MARK
83-78	NISSAN 200SX	85-83	DODGE RAM-50 PICKUP	<b>14743</b>	
82-79	NISSAN 310	85-83	MITSUBISHI PICKUP	91-85	SUBARU XT
81-78	NISSAN 510	83	PLYMOUTH ARROW	<b>14745</b>	
86-81	NISSAN 720 PICKUP	<b>14698</b>		89-85	SUBARU DL
86-83	NISSAN PULSAR	86-84	DODGE CONQUEST	89-85	SUBARU GF, GL SEDAN, COUPE, WAGON
86-85	NISSAN SENTRA	86-83	MITSUBISHI STARION	94-90	SUBARU LOYALE
<b>14653</b>		86-84	PLYMOUTH CONQUEST	<b>14749</b>	
87-83	NISSAN SENTRA	<b>14700</b>		90-87	NISSAN VAN
<b>14655</b>		85-84	MAZDA RX-7	<b>14753</b>	
86-84	NISSAN 300ZX	<b>14701</b>		87	NISSAN SENTRA
<b>14657</b>		85-83	MAZDA GLC	<b>14755</b>	
86-84	NISSAN 200SX	<b>14702</b>		87-84	HONDA CRX
<b>14659</b>		85-83	MAZDA 626	<b>14756</b>	
86-85	NISSAN 720 PICKUP	<b>14703</b>		85-84	HONDA ACCORD
89-86	NISSAN D21 PICKUP	85-84	MAZDA 626	<b>14757</b>	
88-87	NISSAN PATHFINDER	<b>14706</b>		87-84	HONDA CIVIC
<b>14660</b>		86-85	DODGE COLT	87-84	HONDA CRX
89-86	NISSAN D21 PICKUP	88-84	MITSUBISHI CORDIA	87-84	HONDA WAGOVAN
89-87	NISSAN PATHFINDER	86-85	MITSUBISHI GALANT	<b>14759</b>	
<b>14661</b>	<b>N14661</b>	86	MITSUBISHI STARION	87-86	ACURA INTEGRA
94-85	NISSAN MAXIMA	88-84	MITSUBISHI TREDIA	87-84	HONDA CIVIC
<b>14663</b>		86-85	PLYMOUTH COLT	87-84	HONDA CRX
88-86	NISSAN D21 PICKUP	<b>14708</b>		87-84	HONDA WAGOVAN
<b>14665</b>		86-85	DODGE COLT	<b>14761</b>	
88-86	NISSAN MULTI	89-86	HYUNDAI EXCEL	87-83	HONDA PRELUDE
88-84	NISSAN STANZA	86-85	MITSUBISHI MIRAGE		
		89-87	MITSUBISHI PRECIS		
		86-85	PLYMOUTH COLT		

# BUYER'S GUIDE / GUIDE DE L'ACHETEUR / GUÍA DEL COMPRADOR

Year Année Año	Application Application Aplicación	Year Année Año	Application Application Aplicación	Year Année Año	Application Application Aplicación
<b>14765</b>		<b>14791</b>		<b>14869</b>	
85-84	CHRYSLER DAYTONA	79-77	MERCEDES BENZ 450 SERIES (GAS)	88	CHRYSLER DYNASTY
84-83	CHRYSLER E CLASS	94-84	SAAB 900	88	CHRYSLER NEW YORKER
86-84	CHRYSLER LASER	<b>14797</b>		88-87	DODGE CARAVAN
85-84	CHRYSLER LEBARON	85	VOLKSWAGEN CABRIOLET	88	DODGE DYNASTY
85-84	CHRYSLER NEW YORKER	85	VOLKSWAGEN GOLF	87	DODGE ROYAL MINI RAM
85-84	CHRYSLER TOWN & COUNTRY CAR	85-84	VOLKSWAGEN JETTA	88-87	PLYMOUTH VOYAGER
85-84	DODGE 600	86-84	VOLKSWAGEN QUANTUM	<b>14891</b>	
85-84	DODGE ARIES	84	VOLKSWAGEN RABBIT	87-85	JEEP CHEROKEE
85-84	DODGE DAYTONA	85-84	VOLKSWAGEN SCIROCCO	87-86	JEEP COMANCHE PICKUP
85	DODGE LANCER	<b>14799</b>		87-85	JEEP WAGONEER
85-84	PLYMOUTH CARAVELLE	87-86	AUDI 4000, 4000 QUATTRO	<b>14892</b>	
85-84	PLYMOUTH RELIANT	87-86	AUDI COUPE GT	89-84 PORSCHE 911 SERIES	
<b>14779</b>		87-86	AUDI COUPE QUATTRO	<b>14894</b>	
81	VOLKSWAGEN JETTA	86	AUDI QUATTRO	91-85 PEUGEOT 505	
81-80	VOLKSWAGEN RABBIT	88-86	VOLKSWAGEN QUANTUM	<b>14895</b>	
83-82	VOLKSWAGEN VANAGON	<b>14810</b>		87-85 RENAULT ALLIANCE	
<b>14781</b>		86-85 BMW 524TD		86-85 RENAULT ENCORE	
81-80	VOLVO 240 SERIES	<b>14813</b>		87 RENAULT GTA	
81-80	VOLVO 260 SERIES	92-86	BMW 325 SERIES	<b>14899</b>	
<b>14782</b>		88-86	BMW 528 SERIES	85-82 RENAULT FUEGO	
85-83	BMW 318 SERIES	87-86	BMW 535 SERIES	83-81 RENAULT R-18 / R-181	
85-84	BMW 325 SERIES	89-86	BMW 635 SERIES	<b>14900</b>	
85-84	BMW 528 SERIES	86	BMW 735 SERIES	89-88 EAGLE MEDALLION	
85-83	BMW 533 SERIES	89-87	BMW L6	85-84 RENAULT FUEGO	
85	BMW 535 SERIES	87-86	BMW L7	86 RENAULT LECAR	
84-82	BMW 633 SERIES	<b>14814</b>		86-84 RENAULT R-18 / R-181	
85	BMW 635 SERIES	90-88 BMW 535 SERIES		86-84 RENAULT SPORTWAGON	
84-82	BMW 733 SERIES	90-87 BMW 735 SERIES		<b>14902</b>	
86-85	BMW 735 SERIES	<b>14818</b>		87 MERCURY TRACER	
<b>14783</b>		92-86 VOLKSWAGEN GOLF		<b>14903</b>	
85-82	MERCEDES BENZ 380 SERIES (GAS)	92-86 VOLKSWAGEN JETTA		87-86 MAZDA 323	
91-86	MERCEDES BENZ 420 SERIES (GAS)	<b>14820</b> <span style="float: right;"><b>N14820</b></span>		<b>14905</b>	
85-84	MERCEDES BENZ 500 SERIES (GAS)	89-86	MERCEDES BENZ 190 SERIES (DIESEL)	89-88 MAZDA 323	
91-86	MERCEDES BENZ 560 SERIES (GAS)	93-86	MERCEDES BENZ 190 SERIES (GAS)	90-88 MERCURY TRACER	
<b>14785</b>		93-86	MERCEDES BENZ 300 SERIES (DIESEL)	<b>14906</b>	
86-83	VOLVO 760 SERIES	89-86	MERCEDES BENZ 300 SERIES (GAS)	87-86 MAZDA 626	
<b>14787</b>		94	MERCEDES BENZ E CLASS	<b>14910</b>	
86-83	DODGE CHARGER	<b>14821</b>		88-86 MAZDA RX-7	
86-83	DODGE OMNI	92-85 VOLKSWAGEN GOLF		<b>14916</b>	
86-83	PLYMOUTH HORIZON	91-85 VOLKSWAGEN JETTA		89-86 MAZDA B SERIES PICKUPS	
85-83	PLYMOUTH TURISMO	<b>14822</b>		<b>14931</b> <span style="float: right;"><b>N14931</b></span>	
<b>14789</b>		89-85 MERKUR XR4TI		90-86 ACURA LEGEND	
89-85	CHRYSLER DAYTONA	<b>14824</b>		88-87 STERLING 825	
89-88	CHRYSLER DYNASTY	85-84 MERCEDES BENZ 190 SERIES (DIESEL)		91-89 STERLING 827	
86-84	CHRYSLER LASER	<b>14825</b>		<b>14935</b>	
89-85	CHRYSLER LEBARON	88-86 PORSCHE 924		88-85 TOYOTA TERCEL	
88-85	CHRYSLER NEW YORKER	85-83 PORSCHE 944		<b>14937</b>	
90-89	CHRYSLER TC BY MASERATI	<b>14843</b>		88-85 CHEVROLET SPRINT	
88-85	CHRYSLER TOWN & COUNTRY CAR	90-87 TOYOTA TERCEL		88-85 PONTIAC FIREFLY	
88-85	DODGE 600	<b>14849</b> <span style="float: right;"><b>N14611</b></span>		88-85 SUZUKI FORSA	
89-85	DODGE ARIES	91-88 TOYOTA CAMRY		<b>14939</b>	
89-85	DODGE CARAVAN	<b>14855</b> <span style="float: right;"><b>N14855</b></span>		89-87 ISUZU IMPULSE	
87-85	DODGE CHARGER	89-86 HONDA ACCORD		<b>14942</b>	
89-88	DODGE DAKOTA PICKUP	<b>14857</b>		87-86 HYUNDAI EXCEL	
89-85	DODGE DAYTONA	87-85 ISUZU IMPULSE		89-83 HYUNDAI PONY	
89-88	DODGE DYNASTY	<b>14859</b> <span style="float: right;"><b>N14859</b></span>		89-85 HYUNDAI STELLAR	
89-85	DODGE LANCER	95-94 HONDA PASSPORT		<b>14943</b>	
89-85	DODGE OMNI	94-89 ISUZU AMIGO		89-88 FORD FESTIVA	
87-85	DODGE ROYAL MINI RAM	95-86 ISUZU PICKUP			
89-87	DODGE SHADOW	95-91 ISUZU RODEO			
89	DODGE SPIRIT	91-86 ISUZU TROOPER			
89	PLYMOUTH ACCLAIM				
88-85	PLYMOUTH CARAVELLE				
89-87	PLYMOUTH EXPO				
89-85	PLYMOUTH HORIZON				
89-85	PLYMOUTH RELIANT				
89-87	PLYMOUTH SUNDANCE				
85	PLYMOUTH TURISMO				
89-85	PLYMOUTH VOYAGER				



# BUYER'S GUIDE / GUIDE DE L'ACHETEUR / GUÍA DEL COMPRADOR

Year Année Año	Application Application Aplicación	Year Année Año	Application Application Aplicación	Year Année Año	Application Application Aplicación
<b>14944</b>		<b>15017 - continued</b>		<b>16164</b>	
89-88	MERKUR SCORPIO	69-60	AUSTIN MINI, MINI COOPER	80-68	MG MGB
<b>14952</b>		72-67	FORD CORTINA	<b>16175</b>	
86-83	NISSAN 720 PICKUP	71-68	LANDROVER 2000	92-73	JAGUAR XJ12
<b>14954</b>		71-69	LANDROVER 3500	92-75	JAGUAR XJS
83-80	PEUGEOT 504	71-54	LANDROVER OLDER MODELS	75-71	JAGUAR XKE
88-80	PEUGEOT 505	71-70	LANDROVER RANGE ROVER	<b>16178</b>	
84-81	PEUGEOT 604	68-66	LOTUS ELAN	87-82	JAGUAR VANDEN PLAS
<b>14955</b>		69-66	LOTUS EUROPA	87-73	JAGUAR XJ6
83-80	PEUGEOT 504	67-63	MG 1100 SEDAN	<b>16180</b>	
88-80	PEUGEOT 505	69-68	MG 1300	72-69	JAGUAR XJ6
84-81	PEUGEOT 604	62-56	MG MGA	<b>16190</b>	
<b>14956</b>		67-63	MG MGB	75-72	CHEVROLET LUV
95-85	PORSCHE 928	71-63	MG MIDGET	<b>16201</b>	
91-85	PORSCHE 944	65-59	SUNBEAM ALPINE	70-67	NISSAN 311
95-92	PORSCHE 968	69-60	TRIUMPH HERALD	<b>16203</b>	
<b>14959</b>		70-63	TRIUMPH SPITFIRE	79-77	NISSAN 200SX
87-85	RENAULT ALLIANCE	62-56	TRIUMPH TR2	79-68	NISSAN 510
86-85	RENAULT ENCORE	62-56	TRIUMPH TR3	72-69	NISSAN 520, 521 PICKUP
87	RENAULT GTA	64-62	TRIUMPH TR4	76-73	NISSAN 610
<b>14964</b>		67-65	TRIUMPH TR4A	79-72	NISSAN 620 PICKUP
95-86	SAAB 9000	<b>15250</b>		77-74	NISSAN 710
<b>14965</b>		66-55	VOLKSWAGEN BEETLE	80	NISSAN 720 PICKUP
85-84	SAAB 900	65-56	VOLKSWAGEN KARMANN GHIA	<b>16209</b>	
<b>14967</b>		64-55	VOLKSWAGEN TYPE II (MINI BUS)	73-70	NISSAN 240Z
88-87	SUBARU JUSTY	<b>15268</b>		74	NISSAN 260Z
<b>14969</b>		69	PORSCHE 912	77-75	NISSAN 280Z, 280ZX
85	VOLKSWAGEN GOLF	74-67	VOLKSWAGEN BEETLE	77	NISSAN 810
85	VOLKSWAGEN JETTA	74-67	VOLKSWAGEN BEETLE	<b>16210</b>	
<b>14970</b>		73-67	VOLKSWAGEN KARMANN GHIA	68-65	NISSAN 410, 411
93-86	VOLKSWAGEN CABRIOLET	<b>15270</b>		<b>16211</b>	
93-87	VOLKSWAGEN FOX	73	VOLKSWAGEN BEETLE	73-71	NISSAN 1200
92-86	VOLKSWAGEN GOLF	74-73	VOLKSWAGEN TYPE 181 (THING)	82-79	NISSAN 210
92-86	VOLKSWAGEN JETTA	74-69	VOLKSWAGEN TYPE II (MINI BUS)	78-74	NISSAN B210
89-86	VOLKSWAGEN SCIROCCO	<b>15273</b>		<b>16215</b>	
<b>14972</b>		73-67	VOLKSWAGEN TYPE III	74-68	TOYOTA COROLLA
91-89	AUDI 100, 100 QUATTRO	<b>15352</b>		<b>16222</b>	
91-89	AUDI 200, 200 QUATTRO	68-66	PORSCHE 912	80-71	TOYOTA CELICA
88-87	AUDI 5000, 5000 QUATTRO	<b>16106</b>		80-67	TOYOTA CORONA
92-88	AUDI 80, 80 QUATTRO	57-54	AUSTIN HEALEY 100	80-69	TOYOTA PICKUP
91-88	AUDI 90, 90 QUATTRO	68-54	AUSTIN HEALEY 100-6	<b>16224</b>	
91-87	VOLKSWAGEN GOLF	68-54	AUSTIN HEALEY 3000	82-69	TOYOTA LAND CRUISER
89-88	VOLKSWAGEN JETTA	62-56	JAGUAR MARK SERIES	<b>16230</b>	
93-90	VOLKSWAGEN PASSAT	65-64	LANDROVER 2000	73-71	TOYOTA CARINA
88-86	VOLKSWAGEN SCIROCCO	<b>16121</b>		74-71	TOYOTA COROLLA
<b>14979</b>		70-58	AUSTIN HEALEY SPRITE	<b>16238</b>	
88-86	NISSAN 200SX	66-58	LOTUS ELITE	80-71	TOYOTA CELICA
<b>14988</b>		69-68	MG 1300	80-72	TOYOTA CORONA
92-91	VOLKSWAGEN GOLF	62-56	MG MGA	80-72	TOYOTA PICKUP
92-90	VOLKSWAGEN JETTA	54-50	MG MG-TD	<b>16242</b>	
93-90	VOLKSWAGEN PASSAT	55-53	MG MG-TF	73-72	FORD COURIER
<b>14989</b>	<b>N14989</b>	79-61	MG MIDGET	<b>16245</b>	
91-88	HONDA CIVIC	74-71	PLYMOUTH CRICKET	82-72	FORD COURIER
91-88	HONDA CRX	70-59	SUNBEAM ALPINE	<b>16246</b>	
<b>14997</b>		74-67	TRIUMPH GT6	80-77	NISSAN 200SX
92-87	VOLKSWAGEN GOLF	80-63	TRIUMPH SPITFIRE	79-78	NISSAN 510
89-88	VOLKSWAGEN JETTA	68	TRIUMPH TR250	76-73	NISSAN 610
93-90	VOLKSWAGEN PASSAT	69	TRIUMPH TR6	79-74	NISSAN 620 PICKUP
88-86	VOLKSWAGEN SCIROCCO	<b>16132</b>		77-74	NISSAN 710
<b>15017</b>		67-63	MG MGB	80	NISSAN 720 PICKUP
72-70	AUSTIN 1100	<b>16133</b>			
69-62	AUSTIN AMERICA	71-70	FORD CORTINA		
70-62	AUSTIN HEALEY SPRITE	65-64	LANDROVER 2000		
		72-71	MERCURY CAPRI		

# BUYER'S GUIDE / GUIDE DE L'ACHETEUR / GUÍA DEL COMPRADOR

Year Année Año	Application Application Aplicación	Year Année Año	Application Application Aplicación	Year Année Año	Application Application Aplicación
<b>16251</b>	78-76 HONDA ACCORD 80-75 HONDA CIVIC	<b>16353 - continued</b>	75-69 VOLVO 160 SERIES 73-62 VOLVO 1800 SERIES 85-75 VOLVO 240 SERIES 67-62 VOLVO 544 SERIES 84 VOLVO 760 SERIES	<b>16462 - continued</b>	81-77 PEUGEOT 604
<b>16254</b>	82-77 FORD COURIER	<b>16362</b>	71-64 BMW 1600 SERIES 71-64 BMW 1800 SERIES 71-69 BMW 2.8 BAVARIA 72-66 BMW 2000 SERIES 76-66 BMW 2002 SERIES 71-68 BMW 2500 SERIES 74-68 BMW 2800 SERIES 76-71 BMW 3.0S / 3.0CS 79-77 BMW 320 SERIES 79 BMW 528 SERIES 78-75 BMW 530 SERIES 78-77 BMW 630 SERIES 79-78 BMW 633 SERIES 79-78 BMW 733 SERIES 74-68 BMW BAVARIA	<b>16463</b>	87-85 RENAULT ALLIANCE 86-85 RENAULT ENCORE
<b>16256</b>	66 FIAT 1100 73-66 FIAT 124 (EXC SPIDER) 71 FIAT 124 SPIDER	<b>16363</b>	63-60 MERCEDES BENZ 180 SERIES (DIESEL)	<b>16465</b>	78-71 FIAT 128 78-74 FIAT X-1/9 92-90 YUGO CABRIO 92-86 YUGO GV SERIES
<b>16257</b>	75-68 FIAT 124 (EXC SPIDER) 83-68 FIAT 124 SPIDER 78-75 FIAT 131 81-79 FIAT BRAVA 82-75 LANCIA BETA 82-81 LANCIA ZAGATO	<b>16380</b>	73-66 FIAT 850	<b>16468</b>	72 SUBARU 1100 80-77 SUBARU BRAT 73-72 SUBARU DELUXE 83-74 SUBARU DL 79 SUBARU FE 83-72 SUBARU GF, GL SEDAN, COUPE, WAGON
<b>16260</b>	79-76 TOYOTA COROLLA	<b>16401</b>	83-80 AUDI 4000, 4000 QUATTRO 79-73 AUDI FOX 80-74 VOLKSWAGEN Dasher 83-82 VOLKSWAGEN QUANTUM	<b>16484</b>	70-68 PEUGEOT 404 79-70 PEUGEOT 504 87-80 PEUGEOT 505
<b>16268</b>	78-76 MAZDA COSMO 77-74 MAZDA ROTARY PICKUP 78-74 MAZDA RX-3 78-74 MAZDA RX-4 82-79 MAZDA RX-7	<b>16405</b>	74-71 MERCURY CAPRI	<b>16488</b>	79-76 RENAULT LECAR 71-70 RENAULT R10
<b>16270</b>	82-76 CHEVROLET LUV 85-81 ISUZU I-MARK 82-81 ISUZU PICKUP 79-76 OPEL ISUZU BUILT MODELS	<b>16408</b>	87-81 AUDI 4000, 4000 QUATTRO 90-88 AUDI 80, 80 QUATTRO 88 AUDI 90, 90 QUATTRO 93-87 VOLKSWAGEN FOX 86-82 VOLKSWAGEN QUANTUM	<b>16500</b>	75-71 DODGE COLT
<b>16272</b>	82-77 FORD COURIER	<b>16417</b>	83 DODGE CHARGER 83-78 DODGE OMNI 83-78 PLYMOUTH HORIZON 83 PLYMOUTH TURISMO	<b>16514</b>	<b>N16940</b>
<b>16284</b>	74-72 AUSTIN JENSEN HEALEY 80-75 LOTUS ECLAT 80-73 LOTUS ELITE 84-76 LOTUS ESPRIT	<b>16418</b>	83 DODGE CHARGER 83-78 DODGE OMNI 83-78 PLYMOUTH HORIZON 83 PLYMOUTH TURISMO	83-78 DODGE CHALLENGER 86-78 DODGE COLT 85-84 DODGE CONQUEST 82-79 DODGE D50 PICKUP 84-83 DODGE RAM-50 PICKUP 86-83 MITSUBISHI CORDIA 84-83 MITSUBISHI MONTERO 84-83 MITSUBISHI PICKUP 84-83 MITSUBISHI STARION 86-83 MITSUBISHI TREDIA 80-78 PLYMOUTH ARROW 83-79 PLYMOUTH ARROW PICKUP 82-79 PLYMOUTH CHAMP 86-78 PLYMOUTH COLT 84 PLYMOUTH CONQUEST 83-78 PLYMOUTH SAPPORO	
<b>16299</b>	73-68 MERCEDES BENZ 220 SERIES (GAS) 78-63 MERCEDES BENZ 230 SERIES (GAS) 73-65 MERCEDES BENZ 250 SERIES (GAS) 81-69 MERCEDES BENZ 280 SERIES (GAS) 73-62 MERCEDES BENZ 300 SERIES (GAS) 72 MERCEDES BENZ 350 SERIES (GAS) 85-81 MERCEDES BENZ 380 SERIES (GAS) 87-86 MERCEDES BENZ 420 SERIES (GAS) 80-73 MERCEDES BENZ 450 SERIES (GAS) 85-84 MERCEDES BENZ 500 SERIES (GAS) 87-86 MERCEDES BENZ 560 SERIES (GAS)	<b>16426</b>	89-72 PORSCHE 911 SERIES 79-76 PORSCHE 930	<b>16519</b>	77-76 MAZDA 808, 808 MIZER 78-77 MAZDA GLC
<b>16300</b>	71-65 PORSCHE 911 SERIES 76-66 PORSCHE 912 76-70 PORSCHE 914 79-67 VOLKSWAGEN BEETLE 74-67 VOLKSWAGEN KARMANN GHIA 74-73 VOLKSWAGEN TYPE 181 (THING) 79-72 VOLKSWAGEN TYPE II (MINI BUS) 73-67 VOLKSWAGEN TYPE III 74-71 VOLKSWAGEN TYPE IV 81-80 VOLKSWAGEN VANAGON	<b>16445</b>	<b>N16445</b>	<b>16520</b>	71 MAZDA 616 73-71 MAZDA 618 77-72 MAZDA 808, 808 MIZER 78-72 MAZDA B SERIES PICKUPS
<b>16318</b>	66-55 VOLKSWAGEN BEETLE 66-56 VOLKSWAGEN KARMANN GHIA 64-55 VOLKSWAGEN TYPE II (MINI BUS) 66-62 VOLKSWAGEN TYPE III	<b>16450</b>	85-79 AUDI 5000, 5000 QUATTRO 73-68 MERCEDES BENZ 220 SERIES (DIESEL) 80-74 MERCEDES BENZ 240 SERIES (DIESEL) 80-75 MERCEDES BENZ 300 SERIES (DIESEL) 81-80 VOLVO 240 SERIES 81-80 VOLVO 260 SERIES	<b>16522</b>	79-78 DODGE CHALLENGER 78-74 DODGE COLT 89-83 HYUNDAI PONY 89-85 HYUNDAI STELLAR 78-76 PLYMOUTH ARROW 78-76 PLYMOUTH COLT 79-78 PLYMOUTH SAPPORO
<b>16353</b>	68-62 VOLVO 120 SERIES 74-67 VOLVO 140 SERIES	<b>16462</b>	76-70 PORSCHE 914 80-67 VOLKSWAGEN BEETLE 74-67 VOLKSWAGEN KARMANN GHIA 75-61 VOLKSWAGEN TYPE II (MINI BUS) 73-67 VOLKSWAGEN TYPE III	<b>16524</b>	80-78 DODGE CHALLENGER 80-76 DODGE COLT 80-79 DODGE D50 PICKUP 80-76 PLYMOUTH ARROW 80-79 PLYMOUTH ARROW PICKUP 80-76 PLYMOUTH COLT 80-78 PLYMOUTH SAPPORO

# BUYER'S GUIDE / GUIDE DE L'ACHETEUR / GUÍA DEL COMPRADOR

Year Année Año	Application Application Aplicación	Year Année Año	Application Application Aplicación	Year Année Año	Application Application Aplicación
<b>16527</b>	82-79 MAZDA 626 85-79 MAZDA B SERIES PICKUPS	<b>16579 - continued</b>	78-76 NISSAN F10	<b>16676 - continued</b>	87-84 DODGE CARAVAN 87-84 DODGE ROYAL MINI RAM 85-83 PLYMOUTH CARAVELLE 85-81 PLYMOUTH RELIANT 87-84 PLYMOUTH VOYAGER
<b>16530</b>	80-78 FORD FIESTA	<b>16584</b>	79-77 NISSAN 200SX 83-78 NISSAN 280Z, 280ZX 80 NISSAN 720 PICKUP 81-78 NISSAN 810 84-81 NISSAN MAXIMA	<b>16683</b>	84-79 SAAB 900 80-75 SAAB 99
<b>16531</b>	80-75 ALFA ROMEO ALFETTA 75 ALFA ROMEO BERLINA 75 ALFA ROMEO GT VELOCE 85-72 ALFA ROMEO SPIDER 79-78 ALFA ROMEO SPORT 79-77 ALFA ROMEO SPRINT	<b>16588</b>	75-74 DODGE COLT	<b>16694</b>	81-79 NISSAN 310 78 NISSAN F10
<b>16532</b>	74-72 ALFA ROMEO BERLINA 74-72 ALFA ROMEO GT VELOCE 73-72 ALFA ROMEO SPIDER	<b>16589</b>	79-73 HONDA CIVIC	<b>16696</b>	87-80 SUBARU BRAT 89-80 SUBARU DL 89-80 SUBARU GF, GL SEDAN, COUPE, WAGON 90 SUBARU LEGACY 94-90 SUBARU LOYALE
<b>16533</b>	91-85 PEUGEOT 505	<b>16593</b>	82-79 FIAT STRADA 84-79 FIAT X-1/9	<b>16708</b>	85-81 MAZDA GLC
<b>16534</b>	77-72 AUDI 100LS 72 AUDI SUPER 90 82-77 PORSCHE 924	<b>16597</b>	79-76 RENAULT LECAR	<b>16711</b>	<b>N16805</b>
<b>16538</b>	78-75 MERCURY CAPRI	<b>16600</b>	83-79 HONDA ACCORD 82-79 HONDA PRELUDE	<b>16712</b>	83-80 NISSAN 200SX 81-80 NISSAN 510
<b>16539</b>	78-72 MERCURY CAPRI	<b>16609</b>	95-78 PORSCHE 928	<b>16715</b>	81-73 PEUGEOT 504 81-80 PEUGEOT 505 81-80 PEUGEOT 604
<b>16543</b>	76-74 MERCEDES BENZ 450 SERIES (GAS)	<b>16611</b>	82-79 NISSAN 210	<b>16717</b>	83-81 MAZDA RX-7
<b>16544</b>	79-77 MERCEDES BENZ 450 SERIES (GAS) 72-68 MERCEDES BENZ 600 SERIES (GAS)	<b>16612</b>	88-80 TOYOTA TERCEL	<b>16720</b>	89-87 CHRYSLER CONQUEST 83-81 DODGE CHALLENGER 86-84 DODGE COLT 86-84 DODGE CONQUEST 82-81 DODGE D50 PICKUP 84-83 DODGE RAM-50 PICKUP 89-87 HYUNDAI STELLAR 86-84 MITSUBISHI CORDIA 86-85 MITSUBISHI GALANT 86-84 MITSUBISHI MONTERO 84-83 MITSUBISHI PICKUP 89-84 MITSUBISHI STARION 86-84 MITSUBISHI TREDIA 83-81 PLYMOUTH ARROW PICKUP 86-84 PLYMOUTH COLT 86-84 PLYMOUTH CONQUEST 83-81 PLYMOUTH SAPPORO
<b>16547</b>	84-80 VOLKSWAGEN JETTA 84-76 VOLKSWAGEN RABBIT 83-76 VOLKSWAGEN SCIROCCO	<b>16616</b>	85-84 BMW 318 SERIES 83-80 BMW 320 SERIES	<b>16722</b>	85 VOLKSWAGEN TRANSPORTER 86-81 VOLKSWAGEN VANAGON
<b>16548</b>	86-85 VOLKSWAGEN CABRIOLET 84-80 VOLKSWAGEN JETTA 84-75 VOLKSWAGEN RABBIT 89-75 VOLKSWAGEN SCIROCCO	<b>16617</b>	81-80 BMW 528 SERIES 85-83 BMW 533 SERIES 87-85 BMW 535 SERIES 84-80 BMW 633 SERIES 89-85 BMW 635 SERIES 84-80 BMW 733 SERIES 87-85 BMW 735 SERIES 87 BMW L6 87-86 BMW L7 88-87 BMW M5 89-87 BMW M6	<b>16619</b>	<b>16727</b>
<b>16550</b>	82-75 VOLVO 260 SERIES 88-83 VOLVO 760 SERIES 88-87 VOLVO 780 SERIES	<b>16621</b>	79-70 PEUGEOT 504 87-80 PEUGEOT 505	<b>16727</b>	85-84 CHRYSLER DAYTONA 84-83 CHRYSLER E CLASS 85-84 CHRYSLER LASER 85-82 CHRYSLER LEBARON 85-83 CHRYSLER NEW YORKER 85-82 CHRYSLER TOWN & COUNTRY CAR 83-82 DODGE 400 85-83 DODGE 600 85-81 DODGE ARIES 85-84 DODGE CARAVAN 85-83 DODGE CHARGER 85-84 DODGE DAYTONA 85 DODGE LANCER
<b>16556</b>	83-81 VOLKSWAGEN JETTA 83-77 VOLKSWAGEN RABBIT	<b>16623</b>	82-80 PORSCHE 924 84-83 PORSCHE 944	<b>16658</b>	
<b>16557</b>	86-84 BMW 325 SERIES 86-82 BMW 528 SERIES	<b>16623</b>	83-82 AUDI 4000, 4000 QUATTRO 81-79 VOLKSWAGEN DASHER 85-82 VOLKSWAGEN QUANTUM	<b>16658</b>	
<b>16569</b>	85-83 SUZUKI SJ410	<b>16623</b>	83-82 AUDI 4000, 4000 QUATTRO 81-79 VOLKSWAGEN DASHER 85-82 VOLKSWAGEN QUANTUM	<b>16658</b>	
<b>16578</b>	80-75 TOYOTA CELICA 80-72 TOYOTA CORONA 80-75 TOYOTA PICKUP	<b>16623</b>	83-82 AUDI 4000, 4000 QUATTRO 81-79 VOLKSWAGEN DASHER 85-82 VOLKSWAGEN QUANTUM	<b>16658</b>	
<b>16579</b>	81-79 NISSAN 310	<b>16623</b>	83-82 AUDI 4000, 4000 QUATTRO 81-79 VOLKSWAGEN DASHER 85-82 VOLKSWAGEN QUANTUM	<b>16658</b>	

## BUYER'S GUIDE / GUIDE DE L'ACHETEUR / GUÍA DEL COMPRADOR

Year Année Año	Application Application Aplicación	Year Année Año	Application Application Aplicación	Year Année Año	Application Application Aplicación
<b>16727 - continued</b>		<b>16760</b>		<b>16809</b>	
85-81	DODGE OMNI	80-75	TOYOTA COROLLA	87-83	NISSAN SENTRA
84-82	DODGE RAMPAGE	<b>16766</b>		<b>16811</b>	
85-84	DODGE ROYAL MINI RAM	82-81	TOYOTA STARLET	88-87	NISSAN 200SX
85-83	PLYMOUTH CARAVELLE	<b>16771</b>		86-84	NISSAN 300ZX
85-81	PLYMOUTH HORIZON	86-81	NISSAN 720 PICKUP	<b>16814</b>	
85-81	PLYMOUTH RELIANT	<b>16773</b>		88-85	NISSAN PULSAR
84-82	PLYMOUTH SCAMP (TRUCK)	83-81	NISSAN 200SX	88-85	NISSAN SENTRA
85-83	PLYMOUTH TURISMO	81-80	NISSAN 510	<b>16816</b>	
85-84	PLYMOUTH VOYAGER	86-81	NISSAN 720 PICKUP	88-85	NISSAN PULSAR
<b>16728</b>		89-86	NISSAN D21 PICKUP	88-85	NISSAN SENTRA
85-79	MAZDA GLC	<b>16774</b>		<b>16817</b> <span style="float: right;"><b>N16817</b></span>	
<b>16730</b>		88-84	NISSAN 200SX	89-86	NISSAN D21 PICKUP
88-85	SUBARU 1600	87-82	NISSAN STANZA	89-87	NISSAN PATHFINDER
87-80	SUBARU BRAT	<b>16775</b>		<b>16823</b>	
89-80	SUBARU DL	82	NISSAN 310	86-81	TOYOTA CELICA
89-80	SUBARU GF, GL SEDAN, COUPE, WAGON	91-84	NISSAN MICRA	76-73	TOYOTA CORONA
94-90	SUBARU LOYALE	88-83	NISSAN PULSAR	90-78	TOYOTA CRESSIDA
<b>16732</b>		88-82	NISSAN SENTRA	73-71	TOYOTA CROWN
82	NISSAN 310	<b>16780</b>		90-79	TOYOTA SUPRA
91-84	NISSAN MICRA	85-83	AUDI COUPE GT	<b>16824</b>	
85-83	NISSAN PULSAR	85-83	AUDI COUPE QUATTRO	86-84	TOYOTA CAMRY
84-82	NISSAN SENTRA	85-83	AUDI QUATTRO	85-84	TOYOTA COROLLA
<b>16733</b>		<b>16781</b>		<b>16825</b>	
81	NISSAN 810	77-72	AUDI 100LS	91-85	TOYOTA COROLLA
83-81	NISSAN MAXIMA	82-80	AUDI 4000, 4000 QUATTRO	<b>16828</b>	
<b>16735</b>		83-78	AUDI 5000, 5000 QUATTRO	92-82	TOYOTA LAND CRUISER
83-82	HONDA CIVIC	84-81	AUDI COUPE GT	<b>16829</b>	
83-82	HONDA WAGOVAN	85-81	AUDI COUPE QUATTRO	88	CHEVROLET NOVA
<b>16736</b>		85-82	AUDI QUATTRO	92-90	GEO PRIZM
83-81	HONDA CIVIC	72	AUDI SUPER 90	91-87	TOYOTA COROLLA
83-82	HONDA WAGOVAN	82-77	PORSCHE 924	89-85	TOYOTA MR2
<b>16737</b> <span style="float: right;"><b>N16737</b></span>		<b>16786</b>		<b>16830</b>	
93-84	TOYOTA 4RUNNER	84-83	TOYOTA STARLET	87-81	TOYOTA PICKUP
85-81	TOYOTA CELICA	<b>16790</b> <span style="float: right;"><b>N16831</b></span>		<b>16832</b>	
82-81	TOYOTA CORONA	93-84	TOYOTA 4RUNNER	88-80	TOYOTA TERCEL
93-81	TOYOTA PICKUP	85-81	TOYOTA CELICA	<b>16834</b>	
<b>16739</b>		82-81	TOYOTA CORONA	90-84	TOYOTA VAN
84	CHEVROLET BLAZER	93-81	TOYOTA PICKUP	<b>16837</b>	
82-81	CHEVROLET LUV	<b>16792</b>		86-83	TOYOTA CAMRY
85-83	CHEVROLET S10 PICKUP	86-83	DODGE CHARGER	86	TOYOTA CELICA
85-84	GMC S-15 PICKUP	86-83	DODGE OMNI	<b>16839</b>	
87-81	ISUZU PICKUP	86-83	PLYMOUTH HORIZON	90-86	ACURA LEGEND
87-84	ISUZU TROOPER	85-83	PLYMOUTH TURISMO	88-87	STERLING 825
<b>16740</b>		<b>16797</b>		91-89	STERLING 827
86-81	CHEVROLET CHEVETTE	87-83	RENAULT ALLIANCE	<b>16843</b>	
85-81	ISUZU I-MARK	86-84	RENAULT ENCORE	91-84	HONDA CIVIC
86-81	PONTIAC ACADIAN	<b>16799</b>		91-84	HONDA CRX
<b>16742</b>		85-83	FORD RANGER	87-84	HONDA WAGOVAN
85-79	MAZDA GLC	<b>16802</b>		<b>16845</b>	
<b>16744</b>		88-85	CHEVROLET NOVA	89-86	HONDA ACCORD
84-82	MAZDA B SERIES PICKUPS	88-83	TOYOTA COROLLA	89-85	HONDA PRELUDE
<b>16752</b>		<b>16803</b>		<b>16854</b>	
83-82	PEUGEOT 504	88-84	NISSAN 200SX	85-83	DODGE RAM-50 PICKUP
88-82	PEUGEOT 505	87-82	NISSAN STANZA	85-83	NISSAN 720 PICKUP
84-82	PEUGEOT 604	<b>16805</b> <span style="float: right;"><b>N16805</b></span>		83	PLYMOUTH ARROW PICKUP
<b>16756</b>		89-86	NISSAN D21 PICKUP	<b>16855</b>	
83-80	RENAULT LECAR	<b>16806</b>		85-84	MAZDA RX-7
<b>16757</b>		88-85	NISSAN MAXIMA	<b>16856</b>	
83-82	RENAULT FUEGO	<b>16807</b>		85-83	MAZDA RX-7
83-81	RENAULT R-18 / R-181	88-85	NISSAN MAXIMA		
<b>16759</b>		<b>16807</b>			
82-81	TOYOTA COROLLA	88-85	NISSAN MAXIMA		

# BUYER'S GUIDE / GUIDE DE L'ACHETEUR / GUÍA DEL COMPRADOR

Year Année Año	Application Application Aplicación	Year Année Año	Application Application Aplicación	Year Année Año	Application Application Aplicación
<b>16857</b>		<b>16880 - continued</b>		<b>16922</b>	<b>N16922</b>
86-83	MAZDA 626	88-85	PONTIAC SUNBURST	94-86	MAZDA 323
<b>16859</b>		<b>16883</b>		89-87	MAZDA B SERIES PICKUPS
87-83	MAZDA 626	88-87	CHEVROLET SPECTRUM	96-92	MAZDA MX-3
93-86	MAZDA B SERIES PICKUPS	89	GEO SPECTRUM	03-90	MAZDA PROTEGE
<b>16866</b>		89-87	ISUZU I-MARK	94-91	MERCURY CAPRI
86-85	DODGE RAM-50 PICKUP	88-87	PONTIAC SUNBURST	89-87	MERCURY TRACER
86-84	MITSUBISHI PICKUP	<b>16884</b>	<b>N16975</b>	<b>16930</b>	
<b>16868</b>		93-90	HONDA ACCORD	92-86	MAZDA RX-7
91	BUICK PARK AVENUE	<b>16888</b>		<b>16931</b>	
90-88	BUICK REATTA	91-85	SUBARU XT	92-86	MAZDA RX-7
90-86	BUICK RIVIERA	<b>16889</b>		<b>16932</b>	
91	OLDSMOBILE 98	89-85	SUBARU GF, GL SEDAN, COUPE, WAGON	92-86	MAZDA RX-7
90-86	OLDSMOBILE TORONADO	96-93	SUBARU IMPREZA	<b>16933</b>	<b>N16933</b>
<b>16869</b>		90	SUBARU LOYALE	93-87	MAZDA B SERIES PICKUPS
85-84	BUICK CENTURY	97-92	SUBARU SVX	<b>16938</b>	
85	BUICK ELECTRA	91-85	SUBARU XT	86-85	DODGE RAM-50 PICKUP
85	CADILLAC DEVILLE	<b>16890</b>	<b>N16890</b>	86-84	MITSUBISHI PICKUP
85	CADILLAC FLEETWOOD	91-90	HONDA ACCORD	<b>16939</b>	<b>N16939</b>
85-84	CHEVROLET CELEBRITY	<b>16893</b>	<b>N17263</b>	90-89	DODGE 2000GTX
85	OLDSMOBILE 98	91-90	LEXUS ES250	94-87	DODGE COLT
85-84	OLDSMOBILE CUTLASS CIERA	91-87	TOYOTA CAMRY	89-87	DODGE RAIDER
85-84	PONTIAC 6000	93-87	TOYOTA CELICA	93-87	DODGE RAM-50 PICKUP
<b>16871</b>		<b>16895</b>		93-91	EAGLE 2000 GTX
85-84	BUICK ELECTRA	94-92	TOYOTA PASEO	96-89	EAGLE SUMMIT
85-84	BUICK LESABRE	94-87	TOYOTA TERCEL	98-90	EAGLE TALON
85-84	BUICK REGAL	<b>16896</b>		92-89	EAGLE VISTA
84	CADILLAC DEVILLE	87-81	TOYOTA LAND CRUISER	95-92	HYUNDAI ELANTRA
85-84	CADILLAC FLEETWOOD	<b>16897</b>		98-89	HYUNDAI SONATA
85-84	CHEVROLET CAPRICE	85-81	TOYOTA LAND CRUISER	88-86	MITSUBISHI CORDIA
84	CHEVROLET EL CAMINO	<b>16900</b>		99-90	MITSUBISHI ECLIPSE
85-84	CHEVROLET IMPALA	89-88	NISSAN PULSAR	96-92	MITSUBISHI EXPO
84	CHEVROLET MONTE CARLO	<b>16901</b>		98-87	MITSUBISHI GALANT
84	GMC CABALLERO	89-83	HONDA ACCORD	92-89	MITSUBISHI MIRAGE
84	OLDSMOBILE 98	87-83	HONDA PRELUDE	97-86	MITSUBISHI MONTERO
85-84	OLDSMOBILE CUSTOM CRUISER	<b>16902</b>		96-87	MITSUBISHI PICKUP
85-84	OLDSMOBILE CUTLASS	95-84	HONDA CIVIC	88-86	MITSUBISHI TREDIA
85-84	OLDSMOBILE CUTLASS CALAIS	95-93	HONDA CIVIC DEL SOL	90-87	MITSUBISHI VAN
85-84	OLDSMOBILE DELTA 88	91-84	HONDA CRX	94-87	PLYMOUTH COLT
84	PONTIAC BONNEVILLE	87-84	HONDA WAGOVAN	94-90	PLYMOUTH LASER
84	PONTIAC GRAND PRIX	<b>16905</b>		<b>16940</b>	<b>N16940</b>
85-84	PONTIAC PARISIENNE	89-86	ACURA INTEGRA	90-89	DODGE 2000GTX
<b>16874</b>		87-84	HONDA CIVIC	95-85	DODGE COLT
87	NISSAN PULSAR	87-84	HONDA CRX	93-87	DODGE RAM-50 PICKUP
<b>16875</b>		87-84	HONDA WAGOVAN	96-89	EAGLE SUMMIT
88-87	NISSAN 200SX	<b>16906</b>		94-93	EAGLE TALON
<b>16877</b>		89-84	HONDA ACCORD	93-88	EAGLE VISTA
84-83	CHEVROLET BLAZER	87-83	HONDA PRELUDE	01-95	HYUNDAI ACCENT
85-82	CHEVROLET S10 PICKUP	<b>16911</b>		94-86	HYUNDAI EXCEL
84-83	GMC JIMMY	82-80	HONDA CIVIC	89-83	HYUNDAI PONY
85-82	GMC S-15 PICKUP	<b>16913</b>		95-91	HYUNDAI SCOUPE
87-83	ISUZU IMPULSE	95-84	HONDA CIVIC	89-85	HYUNDAI STELLAR
87-83	ISUZU PICKUP	95-93	HONDA CIVIC DEL SOL	88-86	MITSUBISHI CORDIA
85-84	ISUZU TROOPER	91-84	HONDA CRX	94-90	MITSUBISHI ECLIPSE
<b>16878</b>		87-84	HONDA WAGOVAN	92	MITSUBISHI EXPO
93-89	ISUZU AMIGO	<b>16914</b>		91-89	MITSUBISHI GALANT
89-85	ISUZU IMPULSE	89-86	ACURA INTEGRA	96-85	MITSUBISHI MIRAGE
95-86	ISUZU PICKUP	91-84	HONDA CIVIC	96-87	MITSUBISHI PICKUP
90-86	ISUZU TROOPER	95-93	HONDA CIVIC DEL SOL	94-87	MITSUBISHI PRECIS
<b>16879</b>		91-84	HONDA CRX	88-86	MITSUBISHI TREDIA
88-85	CHEVROLET SPECTRUM	87-84	HONDA WAGOVAN	95-85	PLYMOUTH COLT
89	GEO SPECTRUM	<b>16914</b>		94-90	PLYMOUTH LASER
89-85	ISUZU I-MARK	89-86	ACURA INTEGRA	<b>16949</b>	
88-85	PONTIAC SUNBURST	91-84	HONDA CIVIC	84-82	VOLVO 240 SERIES
<b>16880</b>		91-84	HONDA CRX	84-83	VOLVO 760 SERIES
88-85	CHEVROLET SPECTRUM	87-84	HONDA WAGOVAN	<b>16951</b>	
89	GEO SPECTRUM			92-89	VOLKSWAGEN GOLF
89-85	ISUZU I-MARK			92-81	VOLKSWAGEN JETTA
				83-81	VOLKSWAGEN RABBIT

# BUYER'S GUIDE / GUIDE DE L'ACHETEUR / GUÍA DEL COMPRADOR

Year Année Año	Application Application Aplicación	Year Année Año	Application Application Aplicación	Year Année Año	Application Application Aplicación
<b>16953</b>		<b>16974</b>		<b>17005</b>	
84-83	FIAT 2000 SPIDER (PININFARINA)	86	CHRYSLER DAYTONA	87-85	JEEP CHEROKEE
83	FIAT X-1/9	86	CHRYSLER LASER	87-86	JEEP COMANCHE PICKUP
<b>16954</b>				87-85	JEEP WAGONEER
87-85	VOLVO 240 SERIES	86	CHRYSLER LEBARON	<b>17006</b> <b>N17006</b>	
85	VOLVO 740 SERIES	86	CHRYSLER NEW YORKER	88	AMC EAGLE
85	VOLVO 760 SERIES	86	DODGE 600	98-87	JEEP CHEROKEE
<b>16956</b>				92-87	JEEP COMANCHE PICKUP
94-89	AUDI 100, 100 QUATTRO	86	DODGE ARIES	98-93	JEEP GRAND CHEROKEE
91-89	AUDI 200, 200 QUATTRO	86	DODGE CHARGER	91-88	JEEP GRAND WAGONEER
87-83	AUDI 4000, 4000 QUATTRO	86	DODGE DAYTONA	88	JEEP J SERIES PICKUPS
88-84	AUDI 5000, 5000 QUATTRO	86	DODGE LANCER	98-97	JEEP TJ SERIES
92-88	AUDI 80, 80 QUATTRO	86	DODGE OMNI	90-87	JEEP WAGONEER
91-88	AUDI 90, 90 QUATTRO	86	PLYMOUTH CARAVELLE	98-88	JEEP WRANGLER
91-83	AUDI COUPE GT	86	PLYMOUTH HORIZON	<b>17007</b>	
91-83	AUDI COUPE QUATTRO	86	PLYMOUTH RELIANT	90-86	CHRYSLER DAYTONA
86-83	AUDI QUATTRO	<b>16975</b> <b>N16975</b>		89-88	CHRYSLER DYNASTY
94-92	AUDI S4	93-90	HONDA ACCORD	86	CHRYSLER LASER
97-95	AUDI S6	98-92	HONDA PRELUDE	90-86	CHRYSLER LEBARON
88-83	VOLKSWAGEN QUANTUM	<b>16978</b> <b>N17263</b>		88-86	CHRYSLER NEW YORKER
<b>16957</b> <b>N16445</b>				88-86	CHRYSLER TOWN & COUNTRY CAR
83-81	MERCEDES BENZ 240 SERIES (DIESEL)			88-86	DODGE 600
84-81	MERCEDES BENZ 300 SERIES (DIESEL)			89-86	DODGE ARIES
<b>16958</b>				89-86	DODGE CARAVAN
85	VOLKSWAGEN TRANSPORTER			87	DODGE CHARGER
86-81	VOLKSWAGEN VANAGON			89-87	DODGE DAKOTA PICKUP
<b>16960</b> <b>N16890</b>				90-86	DODGE DAYTONA
95-90	HONDA ACCORD			89-88	DODGE DYNASTY
95	HONDA ODYSSEY			89-86	DODGE LANCER
96-92	HONDA PRELUDE			90-87	DODGE OMNI
<b>16961</b>				87-86	DODGE ROYAL MINI RAM
85-82	VOLKSWAGEN VANAGON			89-87	DODGE SHADOW
<b>16963</b> <b>N16963</b>				89	DODGE SPIRIT
93-86	CHRYSLER DAYTONA			89	PLYMOUTH ACCLAIM
93-88	CHRYSLER DYNASTY			88-86	PLYMOUTH CARAVELLE
86	CHRYSLER LASER			89-87	PLYMOUTH EXPO
93-86	CHRYSLER LEBARON			90-87	PLYMOUTH HORIZON
88-86	CHRYSLER NEW YORKER			89-86	PLYMOUTH RELIANT
90-89	CHRYSLER TC BY MASERATI			89-87	PLYMOUTH SUNDANCE
88-86	CHRYSLER TOWN & COUNTRY CAR			89-86	PLYMOUTH VOYAGER
88-86	DODGE 600	<b>16982</b>			
89-86	DODGE ARIES				
95-86	DODGE CARAVAN				
87	DODGE CHARGER				
96-87	DODGE DAKOTA PICKUP				
93-86	DODGE DAYTONA				
93-88	DODGE DYNASTY				
89-86	DODGE LANCER				
90-87	DODGE OMNI				
87-86	DODGE ROYAL MINI RAM				
94-87	DODGE SHADOW				
95-89	DODGE SPIRIT				
95-89	PLYMOUTH ACCLAIM				
88-86	PLYMOUTH CARAVELLE				
89-87	PLYMOUTH EXPO				
90-87	PLYMOUTH HORIZON				
89-86	PLYMOUTH RELIANT				
94-87	PLYMOUTH SUNDANCE				
95-86	PLYMOUTH VOYAGER				
<b>16966</b>				<b>17009</b>	
95-85	SUZUKI SAMURAI			85-84	VOLVO 240 SERIES
89	SUZUKI SIDEKICK			86-85	VOLVO 740 SERIES
85	SUZUKI SJ413			85	VOLVO 760 SERIES
<b>16971</b>				<b>17010</b>	
01-98	CHEVROLET METRO			97-94	FORD ASPIRE
91-85	CHEVROLET SPRINT			93-88	FORD FESTIVA
97-89	GEO METRO			<b>17011</b>	
00-85	PONTIAC FIREFLY			89-88	MERKUR SCORPIO
88-85	SUZUKI FORSA			<b>17013</b> <b>N17013</b>	
01-89	SUZUKI SWIFT			94-85	SAAB 900
				90-86	SAAB 9000
				<b>17016</b>	
				88-85	BMW 524TD
				<b>17020</b> <b>N17216</b>	
				90	CHRYSLER DAYTONA
				90-88	CHRYSLER DYNASTY
				90	CHRYSLER LEBARON
				90-88	CHRYSLER NEW YORKER
				90	CHRYSLER TC BY MASERATI
				90-87	DODGE CARAVAN
				90	DODGE DAYTONA
				90-88	DODGE DYNASTY
				87	DODGE ROYAL MINI RAM
				90-89	DODGE SPIRIT
				90-89	PLYMOUTH ACCLAIM
				90-87	PLYMOUTH VOYAGER
				<b>17021</b>	
				89-88	JAGUAR VANDEN PLAS
				89-88	JAGUAR XJ6

# BUYER'S GUIDE / GUIDE DE L'ACHETEUR / GUÍA DEL COMPRADOR

Year Année Año	Application Application Aplicación	Year Année Año	Application Application Aplicación	Year Année Año	Application Application Aplicación
<b>17023</b>		<b>17058 - continued</b>		<b>17132</b>	<b>N17132</b>
88-86	PORSCHE 924	84	SUBARU DL	92-89	FORD PROBE
91-85	PORSCHE 944	88-84	SUBARU GF, GL SEDAN, COUPE, WAGON	01-95	KIA SEPHIA
<b>17025</b>		<b>17065</b>		04-00	KIA SPECTRA
87-85	VOLKSWAGEN CABRIOLET	91-87	VOLKSWAGEN TRANSPORTER	02-96	KIA SPORTAGE
91-85	VOLKSWAGEN GOLF	92-86	VOLKSWAGEN VANAGON	94-90	MAZDA 323
87-85	VOLKSWAGEN JETTA	<b>17066</b>		92-88	MAZDA 626
89-84	VOLKSWAGEN SCIROCCO	91-87	VOLKSWAGEN TRANSPORTER	92-88	MAZDA MX-6
<b>17030</b>	<b>N17030</b>	92-86	VOLKSWAGEN VANAGON	94-90	MAZDA PROTEGE
95-92	VOLKSWAGEN CORRADO	<b>17067</b>		<b>17133</b>	<b>N17133</b>
96-92	VOLKSWAGEN EUROVAN	98-93	VOLKSWAGEN GOLF	95-88	MAZDA 929
95-85	VOLKSWAGEN GOLF	97-93	VOLKSWAGEN JETTA	98-89	MAZDA MPV
95-84	VOLKSWAGEN JETTA	<b>17068</b>		<b>17134</b>	
97-92	VOLKSWAGEN PASSAT	83-82	VOLKSWAGEN VANAGON	93-88	VOLKSWAGEN CABRIOLET
84	VOLKSWAGEN RABBIT	<b>17069</b>		90	VOLKSWAGEN CORRADO
94-92	VOLKSWAGEN TRANSPORTER	92-90	INFINITI M30	91-89	VOLKSWAGEN GOLF
94-92	VOLKSWAGEN VANAGON	<b>17083</b>		90-87	VOLKSWAGEN JETTA
<b>17031</b>		92-87	CADILLAC ALLANTE	<b>17135</b>	<b>N17135</b>
86-81	ALFA ROMEO GTV, GTV-6	<b>17084</b>	<b>N17466</b>	93-85	VOLVO 240 SERIES
89-86	ALFA ROMEO MILANO	89-88	CHRYSLER FIFTH AVENUE	92-86	VOLVO 740 SERIES
<b>17034</b>		90-88	DODGE B SERIES VANS	90-86	VOLVO 760 SERIES
85-82	RENAULT FUEGO	90-88	DODGE D / W SERIES PICKUPS	91-89	VOLVO 780 SERIES
<b>17035</b>		90-88	DODGE DAKOTA PICKUP	95-91	VOLVO 940 SERIES
89-88	EAGLE MEDALLION	89-88	DODGE DIPLOMAT	<b>17138</b>	
85-84	RENAULT FUEGO	90-88	DODGE RAMCHARGER	85-84	VOLVO 240 SERIES
86	RENAULT LECAR	89-88	PLYMOUTH CARAVELLE	86-85	VOLVO 740 SERIES
86-84	RENAULT R-18 / R-18I	89-88	PLYMOUTH GRAN FURY	85	VOLVO 760 SERIES
86-84	RENAULT SPORTWAGON	<b>17085</b>		<b>17140</b>	<b>N17140</b>
<b>17036</b>		87-85	JEEP CHEROKEE	93-87	BMW 325 SERIES
87-85	FORD RANGER	87-86	JEEP COMANCHE PICKUP	90-89	BMW 525 SERIES
<b>17037</b>	<b>N17037</b>	87-85	JEEP WAGONEER	88-87	BMW 528 SERIES
94-85	FORD E-SERIES VANS	<b>17091</b>	<b>N17091</b>	<b>17142</b>	<b>N17142</b>
94-85	FORD F-SERIES PICKUPS	91-88	CHEVROLET CORVETTE	01-98	CHEVROLET METRO
<b>17038</b>		<b>17104</b>		91-89	CHEVROLET SPRINT
93-87	MERCEDES BENZ 190 SERIES (GAS)	89-87	NISSAN 300ZX	97-89	GEO METRO
89-87	MERCEDES BENZ 260 SERIES (GAS)	<b>17122</b>		00-89	PONTIAC FIREFLY
93-86	MERCEDES BENZ 300 SERIES (GAS)	91-87	VOLKSWAGEN CABRIOLET	07-02	SUZUKI AERIO
<b>17039</b>		90-85	VOLKSWAGEN GOLF	02-95	SUZUKI ESTEEM
93-85	MERCEDES BENZ 190 SERIES (GAS)	92-85	VOLKSWAGEN JETTA	01-89	SUZUKI SWIFT
<b>17040</b>		84-83	VOLKSWAGEN RABBIT	<b>17143</b>	
89-84	MERCEDES BENZ 190 SERIES (DIESEL)	<b>17123</b>		88-85	CHEVROLET SPRINT
93-86	MERCEDES BENZ 300 SERIES (DIESEL)	93-87	VOLKSWAGEN CABRIOLET	88-85	PONTIAC FIREFLY
91-90	MERCEDES BENZ 350 SERIES (DIESEL)	92-85	VOLKSWAGEN GOLF	88-85	SUZUKI FORSA
99-94	MERCEDES BENZ E CLASS	92-85	VOLKSWAGEN JETTA	<b>17144</b>	
95-94	MERCEDES BENZ S CLASS	<b>17124</b>		91-87	PEUGEOT 505
<b>17043</b>		88	PONTIAC LEMANS	<b>17145</b>	
85-84	MERCEDES BENZ 190 SERIES (GAS)	88	PONTIAC OPTIMA	94-89	NISSAN MAXIMA
<b>17046</b>		<b>17125</b>	<b>N17125</b>	<b>17146</b>	<b>N17146</b>
92-90	DODGE MONACO	93-88	TOYOTA 4RUNNER	98-95	NISSAN 200SX
89-88	EAGLE MEDALLION	93-88	TOYOTA PICKUP	93-91	NISSAN NX
92-88	EAGLE PREMIER	93	TOYOTA T-100 PICKUP	90-89	NISSAN PULSAR
<b>17047</b>	<b>N17210</b>	<b>17129</b>		99-89	NISSAN SENTRA
89-88	CHRYSLER DYNASTY	95-90	CHEVROLET CORVETTE	<b>17147</b>	
89-88	CHRYSLER NEW YORKER	<b>17131</b>	<b>N17131</b>	93-91	NISSAN NX
89-87	DODGE CARAVAN	89	DODGE RAIDER	90-89	NISSAN PULSAR
89-88	DODGE DYNASTY	93-90	DODGE RAM-50 PICKUP	94-89	NISSAN SENTRA
87	DODGE ROYAL MINI RAM	96-91	DODGE STEALTH	<b>17148</b>	
89	DODGE SPIRIT	94-90	HYUNDAI SONATA	91-87	BMW M3
89	PLYMOUTH ACCLAIM	99-91	NISSAN 3000 GT	<b>17149</b>	
89-87	PLYMOUTH VOYAGER	90-88	NISSAN GALANT	97-88	JAGUAR VANDEN PLAS
<b>17057</b>		02-89	NISSAN MONTERO	97-88	JAGUAR XJ6
95-87	SUBARU JUSTY	95-90	NISSAN PICKUP	96-93	JAGUAR XJS
<b>17058</b>		90-88	NISSAN SIGMA	<b>17150</b>	
88-85	SUBARU 1600			90-88	MERCEDES BENZ 420 SERIES (GAS)
				91-88	MERCEDES BENZ 560 SERIES (GAS)

# BUYER'S GUIDE / GUIDE DE L'ACHETEUR / GUÍA DEL COMPRADOR

Year Année Año	Application Application Aplicación	Year Année Año	Application Application Aplicación	Year Année Año	Application Application Aplicación
<b>17151</b>	<b>N17133</b>	<b>17185</b>		<b>17212</b>	<i>- continued</i>
95-88	MAZDA 929	88-87	MAZDA B SERIES PICKUPS	94-92	MITSUBISHI EXPO
91-89	MAZDA MPV	<b>17189</b>	<b>N17189</b>	96-93	MITSUBISHI MIRAGE
<b>17152</b>		94-90	LEXUS LS400	94-92	PLYMOUTH COLT
92-88	DAIHATSU CHARADE	95-92	LEXUS SC400	<b>17214</b>	
<b>17157</b>		<b>17194</b>	<b>N17194</b>	94-92	DODGE COLT
91-89	PEUGEOT 405	02-98	CHEVROLET TRACKER	96-92	EAGLE SUMMIT
<b>17158</b>		97-92	GEO TRACKER	94-92	MITSUBISHI EXPO
98-89	PORSCHE 911 SERIES	97-94	PONTIAC SUNRUNNER	96-93	MITSUBISHI MIRAGE
<b>17160</b>		98-92	SUZUKI SIDEKICK	94-92	PLYMOUTH COLT
89-88	HONDA PRELUDE	02-99	SUZUKI VITARA	<b>17215</b>	<b>N17215</b>
<b>17161</b>	<b>N17161</b>	98-96	SUZUKI X-90	93-88	DODGE D / W SERIES PICKUPS
98-89	NISSAN 240SX	<b>17196</b>	<b>N17196</b>	<b>17216</b>	<b>N17216</b>
95-89	NISSAN AXXESS	96-90	NISSAN D21 PICKUP	93-91	CHRYSLER DAYTONA
92-90	NISSAN STANZA	95-90	NISSAN PATHFINDER	93-91	CHRYSLER DYNASTY
<b>17163</b>		<b>17197</b>	<b>N17197</b>	95-91	CHRYSLER LEBARON
87-85	RENAULT ALLIANCE	92-90	CHRYSLER DYNASTY	91	CHRYSLER TC BY MASERATI
86-85	RENAULT ENCORE	92-90	CHRYSLER IMPERIAL	95-91	DODGE CARAVAN
87	RENAULT GTA	92-90	CHRYSLER NEW YORKER	93-91	DODGE DAYTONA
<b>17164</b>		92-90	CHRYSLER TOWN & COUNTRY VAN	93-91	DODGE DYNASTY
94-86	ALFA ROMEO SPIDER	92-90	DODGE CARAVAN	94-92	DODGE SHADOW
<b>17165</b>		92-90	DODGE DYNASTY	95-91	DODGE SPIRIT
90-88	AUDI 80, 80 QUATTRO	92-90	PLYMOUTH VOYAGER	95-91	PLYMOUTH ACCLAIM
88	AUDI 90, 90 QUATTRO	<b>17201</b>		94-92	PLYMOUTH SUNDANCE
<b>17166</b>		91-90	HONDA PRELUDE	95-91	PLYMOUTH VOYAGER
93-92	ASUNA SUNRUNNER	<b>17202</b>		<b>17217</b>	<b>N17217</b>
90	CHEVROLET TRACKER	93-90	GEO STORM	94-92	DODGE COLT
90-89	GEO TRACKER	89	ISUZU I-MARK	93-91	EAGLE 2000 GTX
90	GMC TRACKER	92-90	ISUZU IMPULSE	96-92	EAGLE SUMMIT
93-92	PONTIAC SUNRUNNER	93-92	ISUZU STYLUS	98-92	EAGLE TALON
90-89	SUZUKI SIDEKICK	<b>17203</b>		95-92	HYUNDAI ELANTRA
<b>17170</b>	<b>N17170</b>	93-92	ASUNA SUNFIRE	98-92	HYUNDAI SONATA
06-03	SUBARU BAJA	93-90	GEO STORM	99-91	MITSUBISHI ECLIPSE
04-90	SUBARU LEGACY	91-90	ISUZU IMPULSE	96-93	MITSUBISHI EXPO
04-00	SUBARU OUTBACK	93-91	ISUZU STYLUS	98-90	MITSUBISHI GALANT
<b>17171</b>		<b>17204</b>		92-91	MITSUBISHI MIRAGE
93-90	TOYOTA CELICA	93-92	ASUNA SUNFIRE	94-92	PLYMOUTH COLT
92-88	TOYOTA COROLLA	93-90	GEO STORM	94-92	PLYMOUTH LASER
<b>17172</b>		91-90	ISUZU IMPULSE	<b>17221</b>	<b>N17221</b>
93-89	MAZDA B SERIES PICKUPS	93-92	ASUNA SUNFIRE	96-91	DODGE STEALTH
94-89	MAZDA MPV	93-90	GEO STORM	98-95	HYUNDAI SONATA
<b>17173</b>		92-90	ISUZU IMPULSE	95-91	MITSUBISHI 3000 GT
93-89	MAZDA B SERIES PICKUPS	91	ISUZU STYLUS	96-92	MITSUBISHI DIAMANTE
94-89	MAZDA MPV	<b>17205</b>		<b>17222</b>	
<b>17178</b>		91-90	HONDA PRELUDE	91-90	VOLKSWAGEN CORRADO
92-91	NISSAN NX	<b>17206</b>	<b>N17194</b>	92-90	VOLKSWAGEN GOLF
90-89	NISSAN PULSAR	93-92	ASUNA SUNRUNNER	92-90	VOLKSWAGEN JETTA
92-89	NISSAN SENTRA	91-90	CHEVROLET TRACKER	91-90	VOLKSWAGEN PASSAT
<b>17179</b>		91-89	GEO TRACKER	<b>17223</b>	
97-93	INFINITI J30	91-90	GMC TRACKER	91	VOLKSWAGEN CORRADO
96-89	NISSAN 300ZX	93-92	PONTIAC SUNRUNNER	92-90	VOLKSWAGEN GOLF
<b>17180</b>	<b>N17180</b>	91-89	SUZUKI SIDEKICK	90	VOLKSWAGEN JETTA
96-90	INFINITI Q45	<b>17210</b>	<b>N17210</b>	94-90	VOLKSWAGEN PASSAT
<b>17181</b>		93-90	CHRYSLER DAYTONA	<b>17224</b>	
97-94	FORD ASPIRE	93-90	CHRYSLER DYNASTY	90	VOLKSWAGEN CORRADO
93-88	FORD FESTIVA	95-90	CHRYSLER LEBARON	<b>17225</b>	
<b>17183</b>		90	CHRYSLER NEW YORKER	95-91	ALFA ROMEO 164
01-88	BMW 750 SERIES	91-90	CHRYSLER TC BY MASERATI	<b>17226</b>	
97-91	BMW 850 SERIES	95-90	DODGE CARAVAN	94-90	AUDI V8 QUATTRO
		93-90	DODGE DAYTONA	<b>17227</b>	<b>N17227</b>
		93-90	DODGE DYNASTY	93-92	MERCEDES BENZ 400 SERIES (GAS)
		94-92	DODGE SHADOW	91	MERCEDES BENZ 420 SERIES (GAS)
		95-90	DODGE SPIRIT	93-90	MERCEDES BENZ 500 SERIES (GAS)
		95-90	PLYMOUTH ACCLAIM	98	MERCEDES BENZ CL CLASS
		94-92	PLYMOUTH SUNDANCE	97-94	MERCEDES BENZ E CLASS
		95-90	PLYMOUTH VOYAGER	99-94	MERCEDES BENZ S CLASS
		<b>17212</b>		98-94	MERCEDES BENZ SL CLASS
		94-92	DODGE COLT		
		96-92	EAGLE SUMMIT		



# BUYER'S GUIDE / GUIDE DE L'ACHETEUR / GUÍA DEL COMPRADOR

Year Année Año	Application Application Aplicación	Year Année Año	Application Application Aplicación	Year Année Año	Application Application Aplicación
<b>17231</b>		<b>17264</b>		<b>17409</b>	
95-92	VOLKSWAGEN EUROVAN	92-90	DAIHATSU ROCKY	93-91	VOLVO 940 SERIES
94-92	VOLKSWAGEN TRANSPORTER	<b>17266</b>	<b>N17266</b>	<b>17410</b>	
94-92	VOLKSWAGEN VANAGON	91	CHEVROLET TRACKER	93-92	MERCEDES BENZ 300 SERIES (GAS)
<b>17234</b>		93-91	GEO TRACKER	<b>17414</b>	
95-92	VOLKSWAGEN EUROVAN	91	GMC TRACKER	93-92	MERCEDES BENZ 600 SERIES (GAS)
94-92	VOLKSWAGEN TRANSPORTER	97-94	PONTIAC SUNRUNNER	99-98	MERCEDES BENZ CL CLASS
94-92	VOLKSWAGEN VANAGON	98-91	SUZUKI SIDEKICK	99-94	MERCEDES BENZ S CLASS
<b>17236</b>	<b>N17236</b>	98-96	SUZUKI X-90	<b>17415</b>	<b>N17415</b>
95-91	BMW 318 SERIES	<b>17273</b>		02-95	VOLKSWAGEN CABRIO
95-92	BMW 320 SERIES	93-92	ACURA INTEGRA	92	VOLKSWAGEN CORRADO
95-92	BMW 325 SERIES	<b>17274</b>		99-93	VOLKSWAGEN GOLF
95-91	BMW 525 SERIES	94-91	ACURA NSX	99-93	VOLKSWAGEN JETTA
95-94	BMW M3	<b>17275</b>		97-92	VOLKSWAGEN PASSAT
<b>17237</b>		95-91	ACURA LEGEND	<b>17416</b>	<b>N17416</b>
93-88	BMW 535 SERIES	<b>17276</b>		98	VOLKSWAGEN BEETLE
92-88	BMW 735 SERIES	93-90	SAAB 9000	92	VOLKSWAGEN CORRADO
89-88	BMW L6	<b>17279</b>		97-92	VOLKSWAGEN PASSAT
93-90	BMW M5	95-92	PORSCHE 968	<b>17417</b>	<b>N17417</b>
<b>17240</b>		<b>17280</b>		95-92	VOLKSWAGEN CORRADO
97-94	HONDA PASSPORT	91-89	PORSCHE 944	99-94	VOLKSWAGEN GOLF
94-90	ISUZU AMIGO	95-92	PORSCHE 968	99-93	VOLKSWAGEN JETTA
95-90	ISUZU PICKUP	<b>17281</b>		97-92	VOLKSWAGEN PASSAT
97-91	ISUZU RODEO	98-90	PORSCHE 911 SERIES	<b>17420</b>	<b>N17125</b>
91-90	ISUZU TROOPER	<b>17285</b>	<b>N17285</b>	93-88	TOYOTA 4RUNNER
<b>17242</b>	<b>N17242</b>	95-88	HONDA CIVIC	93-88	TOYOTA PICKUP
06-03	SUBARU BAJA	95-93	HONDA CIVIC DEL SOL	93	TOYOTA T-100 PICKUP
04-90	SUBARU LEGACY	91-88	HONDA CRX	<b>17422</b>	
04-00	SUBARU OUTBACK	<b>17288</b>	<b>N17288</b>	93-91	TOYOTA PREVIA
<b>17246</b>	<b>N17246</b>	95-91	DODGE COLT	<b>17423</b>	
99-91	INFINITI G20	96-91	EAGLE SUMMIT	93-91	TOYOTA PREVIA
97-95	NISSAN 200SX	94-93	EAGLE TALON	<b>17425</b>	<b>N17425</b>
93-91	NISSAN NX	01-95	HYUNDAI ACCENT	95-90	NISSAN D21 PICKUP
94-91	NISSAN SENTRA	94-92	HYUNDAI EXCEL	<b>17431</b>	
<b>17248</b>		92	HYUNDAI SCOUPE	94-92	ACURA VIGOR
95-91	SUBARU JUSTY	94-91	MINI COOPER	<b>17432</b>	
<b>17249</b>		92-91	MITSUBISHI MIRAGE	94-92	ACURA VIGOR
96-87	JAGUAR XJ12	94-92	MITSUBISHI PRECIS	<b>17433</b>	
93	JAGUAR XJRS	95-91	PLYMOUTH COLT	94-92	ACURA VIGOR
96-87	JAGUAR XJS	94-91	PLYMOUTH LASER	<b>17450</b>	
<b>17251</b>		<b>17295</b>		94	DODGE COLT
94-92	TOYOTA PASEO	93	NISSAN NX	96-94	EAGLE SUMMIT
<b>17252</b>		94-93	NISSAN SENTRA	94-92	PLYMOUTH COLT
96-92	TOYOTA PASEO	<b>17297</b>		<b>17451</b>	
96-95	TOYOTA TERCEL	92-88	DAIHATSU CHARADE	94-92	DODGE COLT
<b>17253</b>		<b>17298</b>		96-95	EAGLE SUMMIT
96-92	TOYOTA PASEO	92-89	DAIHATSU CHARADE	94-92	PLYMOUTH COLT
95	TOYOTA TERCEL	<b>17406</b>		<b>17453</b>	
<b>17254</b>		90-89	VOLVO 760 SERIES	93	LANDROVER DEFENDER 110
92-88	TOYOTA COROLLA	90-88	VOLVO 780 SERIES	95-94	LANDROVER DEFENDER 90
<b>17255</b>		<b>17407</b>	<b>N17407</b>	95-87	LANDROVER RANGE ROVER
92-88	TOYOTA COROLLA	94-92	AUDI 100, 100 QUATTRO	<b>17454</b>	<b>N17454</b>
<b>17256</b>	<b>N17256</b>	95-92	AUDI 90, 90 QUATTRO	95-90	NISSAN D21 PICKUP
93-90	TOYOTA CELICA	00-96	AUDI A4 / A4 QUATTRO	<b>17460</b>	<b>N17460</b>
92-90	TOYOTA COROLLA	98-95	AUDI A6 / A6 QUATTRO	96-93	CHRYSLER CONCORDE
<b>17259</b>		98-94	AUDI CABRIOLET	97-93	CHRYSLER INTREPID
94-92	LEXUS SC300	99-98	VOLKSWAGEN PASSAT	97-93	DODGE INTREPID
92-91	TOYOTA CRESSIDA	<b>17408</b>	<b>N17408</b>	97-93	EAGLE VISION
92-91	TOYOTA SUPRA	93	VOLVO 850 SERIES	<b>17461</b>	<b>N17461</b>
<b>17263</b>	<b>N17263</b>	97-92	VOLVO 960 SERIES	97-93	CHRYSLER CONCORDE
94-92	LEXUS ES300	98-97	VOLVO S90	97-93	CHRYSLER INTREPID
94-91	TOYOTA CAMRY	98-97	VOLVO S90		
95-91	TOYOTA MR2	98-97	VOLVO V90		

# BUYER'S GUIDE / GUIDE DE L'ACHETEUR / GUÍA DEL COMPRADOR

Year Année Año	Application Application Aplicación	Year Année Año	Application Application Aplicación	Year Année Año	Application Application Aplicación
<b>17461 - continued</b>		<b>17492</b>		<b>17527</b>	
97-94	CHRYSLER LHS	93-92	HONDA CIVIC	95-94	HONDA CIVIC DEL SOL
96-94	CHRYSLER NEW YORKER	95-93	HONDA CIVIC DEL SOL	<b>17529</b>	<b>N17529</b>
97-93	DODGE INTREPID	<b>17493</b>	<b>N17493</b>	97-93	LEXUS GS300
97-93	EAGLE VISION	95-94	TOYOTA 4RUNNER	00-95	LEXUS SC300
99-97	PLYMOUTH PROWLER	95-94	TOYOTA PICKUP	98-93	TOYOTA SUPRA
<b>17464</b>	<b>N17464</b>	<b>17494</b>	<b>N17494</b>	<b>17532</b>	<b>N17532</b>
95-92	HONDA CIVIC	91-90	ACURA INTEGRA	97-94	TOYOTA CELICA
95-93	HONDA CIVIC DEL SOL	<b>17497</b>	<b>N17497</b>	<b>17533</b>	<b>N17533</b>
<b>17465</b>	<b>N17465</b>	95-94	BMW 530 SERIES	97-96	LEXUS LX450
93	CHRYSLER DYNASTY	03-94	BMW 540 SERIES	97-93	TOYOTA LAND CRUISER
93	CHRYSLER IMPERIAL	01-93	BMW 740 SERIES	<b>17534</b>	<b>N17534</b>
93	CHRYSLER NEW YORKER	97-94	BMW 840 SERIES	96-95	LEXUS ES300
99-93	CHRYSLER TOWN & COUNTRY VAN	03	BMW ALPINA ROADSTER	96-95	TOYOTA AVALON
99-93	DODGE CARAVAN	03-00	BMW M5	96-95	TOYOTA CAMRY
93	DODGE DYNASTY	03-00	BMW X5	99-94	TOYOTA CELICA
99-93	PLYMOUTH VOYAGER	03-00	BMW Z8	00-96	TOYOTA RAV4
<b>17466</b>	<b>N17466</b>	<b>17508</b>	<b>N17508</b>	<b>17535</b>	<b>N17535</b>
95-91	DODGE B SERIES VANS	97-93	VOLVO 850 SERIES	00-96	TOYOTA 4RUNNER
93-91	DODGE D / W SERIES PICKUPS	04-98	VOLVO C70	98-94	TOYOTA T-100 PICKUP
95-91	DODGE DAKOTA PICKUP	04-00	VOLVO S40	<b>17536</b>	<b>N17735</b>
95-94	DODGE RAM PICKUPS	06-01	VOLVO S60	00-96	TOYOTA 4RUNNER
93-91	DODGE RAMCHARGER	00-98	VOLVO S70	98-94	TOYOTA T-100 PICKUP
<b>17467</b>	<b>N17467</b>	06-04	VOLVO S80	<b>17544</b>	<b>N17544</b>
98-93	JEEP GRAND CHEROKEE	04-00	VOLVO V40	96-92	MAZDA MX-3
93	JEEP GRAND WAGONEER	06-98	VOLVO V70	<b>17546</b>	<b>N17546</b>
<b>17469</b>	<b>N17469</b>	06-03	VOLVO XC70	02-94	HONDA PASSPORT
97-93	FORD PROBE	06-03	VOLVO XC90	00-98	ISUZU AMIGO
02-93	MAZDA 626	<b>17509</b>	<b>N17509</b>	04-02	ISUZU AXIOM
97-93	MAZDA MX-6	99-96	ACURA SLX	04-93	ISUZU RODEO
<b>17470</b>	<b>N17470</b>	02-92	ISUZU TROOPER	<b>17547</b>	<b>N17547</b>
97-93	FORD PROBE	01-99	ISUZU VEHICROSS	96-92	DODGE VIPER
02-93	MAZDA 626	<b>17514</b>	<b>N17514</b>	<b>17548</b>	<b>N17548</b>
96-92	MAZDA MX-3	95-93	MAZDA RX-7	02-94	DODGE RAM PICKUPS
97-93	MAZDA MX-6	<b>17515</b>	<b>N17515</b>	<b>17549</b>	<b>N17549</b>
<b>17471</b>	<b>N17471</b>	95-93	MAZDA RX-7	95-94	DODGE RAM PICKUPS
97-93	FORD PROBE	<b>17516</b>	<b>N17516</b>	<b>17557</b>	<b>N17557</b>
96-93	MAZDA 626	95-94	ACURA INTEGRA	96-93	DODGE STEALTH
96-93	MAZDA MX-6	<b>17517</b>	<b>N17517</b>	99-94	MAZDA MX-6
<b>17474</b>	<b>N17474</b>	01-94	ACURA INTEGRA	<b>17559</b>	<b>N17559</b>
95-92	HONDA CIVIC	<b>17519</b>	<b>N17519</b>	00-95	CHRYSLER CIRRUS
97-93	HONDA CIVIC DEL SOL	97-94	GEO PRIZM	00-96	CHRYSLER SEBRING
<b>17475</b>	<b>N17475</b>	97-94	TOYOTA COROLLA	00-95	DODGE STRATUS
97-92	VOLKSWAGEN EUROVAN	<b>17520</b>	<b>N17520</b>	<b>17560</b>	<b>N17560</b>
94-92	VOLKSWAGEN TRANSPORTER	95-94	TOYOTA 4RUNNER	97-95	DODGE NEON
94-92	VOLKSWAGEN VANAGON	95-94	TOYOTA PICKUP	97-95	DODGE STRATUS
<b>17478</b>	<b>N17478</b>	95-94	TOYOTA 4RUNNER	97-96	PLYMOUTH BREEZE
97-93	NISSAN ALTIMA	95-94	TOYOTA PICKUP	97-95	PLYMOUTH NEON
<b>17479</b>	<b>N17479</b>	<b>17521</b>	<b>N17521</b>	<b>17561</b>	<b>N17561</b>
02-93	MERCURY VILLAGER VAN	95-94	TOYOTA 4RUNNER	00-95	CHRYSLER SEBRING
94-92	NISSAN MAXIMA	95-94	TOYOTA PICKUP	00-95	DODGE AVENGER
02-93	NISSAN QUEST VAN	94	TOYOTA T-100 PICKUP	<b>17562</b>	<b>N17562</b>
<b>17480</b>	<b>N17480</b>	<b>17523</b>	<b>N17523</b>	00-95	CHRYSLER CIRRUS
96-93	SUBARU IMPREZA	95-94	TOYOTA 4RUNNER	99-96	CHRYSLER SEBRING
<b>17481</b>	<b>N17481</b>	95-94	TOYOTA PICKUP	00-95	DODGE STRATUS
93	GEO PRIZM	94	TOYOTA T-100 PICKUP	00-96	PLYMOUTH BREEZE
93	TOYOTA COROLLA	<b>17524</b>	<b>N17524</b>	<b>17563</b>	<b>N17563</b>
<b>17485</b>	<b>N17485</b>	97-94	TOYOTA PREVIA	99-95	CHRYSLER SEBRING
97-96	LEXUS LX450	<b>17525</b>	<b>N17525</b>	99-95	DODGE AVENGER
97-93	TOYOTA LAND CRUISER	97-94	TOYOTA PREVIA	98-95	EAGLE TALON
<b>17491</b>	<b>N17464</b>	<b>17526</b>	<b>N17526</b>	99-95	NISSAN SENTRA
95-92	HONDA CIVIC	99-97	ACURA CL	99-95	NISSAN SENTRA
95-93	HONDA CIVIC DEL SOL	02-94	HONDA ACCORD	99-95	NISSAN SENTRA

# BUYER'S GUIDE / GUIDE DE L'ACHETEUR / GUÍA DEL COMPRADOR

Year Année Año	Application Application Aplicación	Year Année Año	Application Application Aplicación	Year Année Año	Application Application Aplicación
<b>17564</b>	<b>N17564</b>	<b>17592</b>	<b>N17592</b>	<b>17682</b>	
98-96	DODGE DAKOTA PICKUP	05-99	MAZDA MIATA	99-95	TOYOTA PASEO
98-94	JEEP CHEROKEE	99-95	MAZDA PROTEGE	98-95	TOYOTA TERCEL
98-97	JEEP TJ SERIES	<b>17596</b>		<b>17683</b>	<b>N17683</b>
98-94	JEEP WRANGLER	02-95	MAZDA MILLENIA	00-97	INFINITI QX4
<b>17566</b>		<b>17597</b>		00-96	NISSAN PATHFINDER
96-93	DODGE STEALTH	12-10	MAZDA 3	<b>17684</b>	<b>N17684</b>
99-94	NISSAN 3000 GT	<b>17598</b>		97-96	NISSAN D21 PICKUP
96-94	NISSAN DIAMANTE	12-10	MAZDA 3	99-98	NISSAN FRONTIER PICKUP
<b>17570</b>	<b>N17570</b>	<b>17598</b>		<b>17685</b>	<b>N17685</b>
00	CHRYSLER VOYAGER	12	MAZDA 5	97-96	NISSAN D21 PICKUP
00-96	DODGE CARAVAN	12-11	MAZDA 6	01-98	NISSAN FRONTIER PICKUP
00-96	PLYMOUTH VOYAGER	11	MAZDA CX-7	01-00	NISSAN XTERRA
<b>17571</b>	<b>N17571</b>	<b>17599</b>		<b>17686</b>	
00	CHRYSLER VOYAGER	96-95	MAZDA MILLENIA	96-95	MAZDA MILLENIA
00-96	DODGE CARAVAN	<b>17661</b>	<b>N17661</b>	<b>17688</b>	<b>N17688</b>
00-96	PLYMOUTH VOYAGER	98-95	ACURA TL	98-95	NISSAN 200SX
<b>17573</b>	<b>N17573</b>	<b>17662</b>		99-95	NISSAN SENTRA
98-96	DODGE B SERIES VANS	97-90	MAZDA MIATA	<b>17689</b>	
98-96	DODGE DAKOTA PICKUP	<b>17663</b>		97-94	MAZDA MIATA
98	DODGE DURANGO	93	LANDROVER DEFENDER 110	<b>17690</b>	
98-96	DODGE RAM PICKUPS	95-94	LANDROVER DEFENDER 90	97-95	JAGUAR XJR
<b>17574</b>	<b>N17574</b>	95-94	LANDROVER DISCOVERY	<b>17691</b>	
98-96	DODGE RAM PICKUPS	95-93	LANDROVER RANGE ROVER	98-96	MAZDA MPV
<b>17575</b>		<b>17665</b>	<b>N17665</b>	<b>17693</b>	<b>N17693</b>
97-96	OPEL CALIBRA	98-96	ACURA TL	97	ACURA EL
97-96	OPEL OMEGA	<b>17667</b>	<b>N17667</b>	97-96	HONDA CIVIC
95	OPEL VECTRA	99-95	SATURN SC SERIES	<b>17695</b>	<b>N17713</b>
<b>17576</b>		99-95	SATURN SL SERIES	96	INFINITI I30
94-93	OPEL VECTRA	99-95	SATURN SW SERIES	96-95	NISSAN MAXIMA
97-94	SAAB 900	<b>17668</b>	<b>N17668</b>	<b>17696</b>	
97-95	SAAB 9000	00-96	TOYOTA 4RUNNER	96-95	INFINITI Q45
<b>17577</b>	<b>N17577</b>	98-94	TOYOTA T-100 PICKUP	<b>17698</b>	
94	FORD E-SERIES VANS	07-95	TOYOTA TACOMA PICKUP	93-92	MERCEDES BENZ 300 SERIES (GAS)
94	FORD F-SERIES PICKUPS	<b>17670</b>	<b>N17670</b>	97-94	MERCEDES BENZ C CLASS
<b>17578</b>	<b>N17578</b>	98-94	SAAB 900	97-94	MERCEDES BENZ E CLASS
00-95	FORD E-SERIES VANS	98-94	SAAB 9000	97-94	MERCEDES BENZ S CLASS
00	FORD EXCURSION	99-98	SAAB 9-3	97-94	MERCEDES BENZ SL CLASS
01-94	FORD F-SERIES PICKUPS	<b>17671</b>	<b>N17671</b>	<b>17699</b>	
<b>17579</b>	<b>N17579</b>	02-96	TOYOTA 4RUNNER	95-94	MERCEDES BENZ C CLASS
96-92	CHEVROLET CORVETTE	98-95	TOYOTA T-100 PICKUP	<b>17702</b>	<b>N17702</b>
<b>17580</b>		04-95	TOYOTA TACOMA PICKUP	99-96	BMW 318 SERIES
98-95	NISSAN 200SX	04-00	TOYOTA TUNDRA PICKUP	05-01	BMW 320 SERIES
99-95	NISSAN SENTRA	<b>17672</b>	<b>N17672</b>	06-98	BMW 323 SERIES
<b>17581</b>	<b>N17581</b>	02-96	TOYOTA 4RUNNER	06-01	BMW 325 SERIES
00-98	LEXUS GS400	98-95	TOYOTA T-100 PICKUP	00-96	BMW 328 SERIES
00-95	LEXUS LS400	04-95	TOYOTA TACOMA PICKUP	05-01	BMW 330 SERIES
00-95	LEXUS SC400	04-00	TOYOTA TUNDRA PICKUP	05-01	BMW 525 SERIES
<b>17582</b>	<b>N17582</b>	<b>17675</b>		00-97	BMW 528 SERIES
97	ACURA CL	97-96	HONDA CIVIC	05-01	BMW 530 SERIES
97-95	HONDA ACCORD	<b>17676</b>		99-96	BMW M3
<b>17584</b>	<b>N17584</b>	05-95	ACURA NSX	06-04	BMW X3
01-96	ACURA INTEGRA	<b>17679</b>		02-96	BMW Z3
97-96	HONDA CIVIC DEL SOL	99-96	TOYOTA PASEO	06-03	BMW Z4
<b>17587</b>	<b>N17587</b>	99-97	TOYOTA TERCEL	<b>17702A</b>	
97	ACURA EL	<b>17680</b>	<b>N17680</b>	05-04	BMW 320 SERIES
97-96	HONDA CIVIC	99-96	TOYOTA PASEO	06	BMW 323 SERIES
97-96	HONDA CIVIC DEL SOL	99-96	TOYOTA TERCEL	06-04	BMW 325 SERIES
<b>17591</b>	<b>N17591</b>	<b>17681</b>		05-04	BMW 330 SERIES
97	ACURA CL	99-95	TOYOTA PASEO	05-04	BMW 525 SERIES
97-96	HONDA ACCORD	98-95	TOYOTA TERCEL	05-04	BMW 530 SERIES
97-96	HONDA ODYSSEY			06-04	BMW X3
97-96	ISUZU OASIS			06-04	BMW Z4

# BUYER'S GUIDE / GUIDE DE L'ACHETEUR / GUÍA DEL COMPRADOR

Year Année Año	Application Application Aplicación	Year Année Año	Application Application Aplicación	Year Année Año	Application Application Aplicación
<b>17703</b>	<b>N17703</b>	<b>17722</b>		<b>17739</b>	
01-97	HONDA CR-V	97	SUBARU IMPREZA	01-97	INFINITI Q45
<b>17704</b>	<b>N17704</b>	<b>17723</b>	<b>N17723</b>	<b>17740</b>	<b>N17740</b>
01-93	KIA SEPHIA	02-98	SUBARU FORESTER	01-98	NISSAN ALTIMA
04-00	KIA SPECTRA	03-97	SUBARU IMPREZA	<b>17741</b>	<b>N17741</b>
02-95	KIA SPORTAGE	<b>17724</b>		05-98	ACURA EL
<b>17705</b>		97-95	VOLKSWAGEN CABRIO	05-98	HONDA CIVIC
93	LANDROVER DEFENDER 110	97-94	VOLKSWAGEN PASSAT	<b>17742</b>	
97-94	LANDROVER DEFENDER 90	<b>17725</b>	<b>N17725</b>	00-98	HONDA CIVIC
98-96	LANDROVER DISCOVERY	04-98	VOLKSWAGEN BEETLE	<b>17743</b>	
98-96	LANDROVER RANGE ROVER	04-96	VOLKSWAGEN GOLF	01-99	HONDA PRELUDE
<b>17706</b>	<b>N17706</b>	04-96	VOLKSWAGEN JETTA	<b>17744</b>	<b>N17744</b>
10-96	TOYOTA 4RUNNER	97	VOLKSWAGEN PASSAT	01-99	HONDA PRELUDE
98-94	TOYOTA T-100 PICKUP	<b>17726</b>	<b>N17726</b>	<b>17745</b>	<b>N17745</b>
12-95	TOYOTA TACOMA PICKUP	01-98	CHRYSLER CONCORDE	02-99	INFINITI G20
<b>17708</b>	<b>N17708</b>	01-98	CHRYSLER INTREPID	98-97	NISSAN 200SX
06-96	HYUNDAI ELANTRA	01-98	DODGE INTREPID	01-98	NISSAN SENTRA
06-97	HYUNDAI TIBURON	<b>17727</b>	<b>N17727</b>	<b>17746</b>	<b>N17746</b>
09-05	HYUNDAI TUCSON	02-98	CHEVROLET PRIZM	01-98	HONDA CR-V
06-04	KIA SPECTRA	02-98	TOYOTA COROLLA	<b>17747</b>	<b>N17747</b>
06-05	KIA SPORTAGE	<b>17728</b>	<b>N17728</b>	05-98	LEXUS GS300
<b>17709</b>	<b>N17709</b>	03-98	ACURA CL	05-01	LEXUS IS300
06-96	HYUNDAI ELANTRA	02-01	ACURA MDX	<b>17748</b>	<b>N17748</b>
06-97	HYUNDAI TIBURON	06-99	ACURA TL	09-03	LEXUS GX470
09-05	HYUNDAI TUCSON	07-98	HONDA ACCORD	07-98	LEXUS LX470
06-04	KIA SPECTRA	06-99	HONDA ODYSSEY	09-03	TOYOTA 4RUNNER
06-05	KIA SPORTAGE	05-03	HONDA PILOT	07-98	TOYOTA LAND CRUISER
<b>17710</b>		<b>17729</b>	<b>N17729</b>	09-01	TOYOTA SEQUOIA
04-96	ACURA RL	99-98	ACURA CL	09-00	TOYOTA TUNDRA PICKUP
<b>17711</b>		02-98	HONDA ACCORD	<b>17749</b>	<b>N17749</b>
02-96	DODGE VIPER	98	HONDA ODYSSEY	01-99	JEEP CHEROKEE
<b>17712</b>	<b>N17712</b>	99-98	ISUZU OASIS	02-99	JEEP GRAND CHEROKEE
98-97	HONDA PRELUDE	<b>17730</b>	<b>N17730</b>	02-99	JEEP TJ SERIES
<b>17713</b>	<b>N17713</b>	02-95	MERCEDES BENZ C CLASS	02-99	JEEP WRANGLER
99-96	INFINITI I30	04-98	MERCEDES BENZ SLK CLASS	<b>17750</b>	
99-95	NISSAN MAXIMA	<b>17731</b>	<b>N17731</b>	03-95	VOLKSWAGEN EUROVAN
<b>17714</b>		04-97	MITSUBISHI DIAMANTE	<b>17751</b>	<b>N17751</b>
00	JAGUAR S-TYPE	<b>17732</b>	<b>N17732</b>	05-97	AUDI A4 / A4 QUATTRO
00-98	JAGUAR VANDEN PLAS	99-97	MITSUBISHI MIRAGE	04-98	VOLKSWAGEN PASSAT
00-98	JAGUAR XJ8	<b>17733</b>	<b>N17733</b>	<b>17752</b>	
00-98	JAGUAR XJR	02-97	MITSUBISHI MIRAGE	04-00	AUDI A6 / A6 QUATTRO
00-97	JAGUAR XK8	<b>17734</b>		03-97	AUDI A8 / A8 QUATTRO
00	JAGUAR XKR	97	MITSUBISHI MIRAGE	03-02	AUDI S6
<b>17715</b>	<b>N17715</b>	<b>17735</b>	<b>N17735</b>	03-01	AUDI S8
97	LEXUS ES300	03-99	CHRYSLER 300 SERIES	<b>17753</b>	<b>N17753</b>
97	TOYOTA AVALON	03-98	CHRYSLER CONCORDE	05-99	VOLVO S80
97	TOYOTA CAMRY	03-98	CHRYSLER INTREPID	05-03	VOLVO XC90
<b>17717</b>	<b>N17717</b>	01-99	CHRYSLER LHS	<b>17754</b>	<b>N17754</b>
02-98	SUBARU FORESTER	02-01	CHRYSLER PROWLER	02-99	JEEP GRAND CHEROKEE
03-97	SUBARU IMPREZA	03-98	DODGE INTREPID	<b>17755</b>	<b>N17755</b>
<b>17718</b>		01-00	PLYMOUTH PROWLER	06-98	VOLKSWAGEN BEETLE
97	SUBARU IMPREZA	<b>17736</b>	<b>N17736</b>	06-96	VOLKSWAGEN GOLF
<b>17719</b>		00	CHRYSLER CIRRUS	06-96	VOLKSWAGEN JETTA
02-96	MAZDA 626	99-98	DODGE NEON	<b>17756</b>	
02-97	MAZDA MILLENIA	00-98	DODGE STRATUS	02-99	VOLVO S80
97-96	MAZDA MX-6	00-98	PLYMOUTH BREEZE	<b>17757</b>	
<b>17720</b>		99-98	PLYMOUTH NEON	06-98	MERCEDES BENZ C CLASS
01-97	CADILLAC CATERA	<b>17737</b>	<b>N17727</b>	06-99	MERCEDES BENZ CL CLASS
00-97	OPEL OMEGA	02-98	TOYOTA COROLLA	06-98	MERCEDES BENZ CLK CLASS
<b>17721</b>	<b>N17721</b>	<b>17738</b>	<b>N17738</b>	06	MERCEDES BENZ CLS CLASS
01-98	ACURA EL	01-99	NISSAN FRONTIER PICKUP	06-98	MERCEDES BENZ E CLASS
00-98	HONDA CIVIC	01-99	NISSAN XTERRA		

# BUYER'S GUIDE / GUIDE DE L'ACHETEUR / GUÍA DEL COMPRADOR

Year Année Año	Application Application Aplicación	Year Année Año	Application Application Aplicación	Year Année Año	Application Application Aplicación
<b>17757</b>	11-02 MERCEDES BENZ G CLASS 07-98 MERCEDES BENZ ML CLASS 07-06 MERCEDES BENZ R CLASS 07-98 MERCEDES BENZ S CLASS 08-99 MERCEDES BENZ SL CLASS 10-05 MERCEDES BENZ SLK CLASS 09-05 MERCEDES BENZ SLR MCLAREN	<b>17775</b>	06-99 MITSUBISHI MONTERO	<b>17792</b>	04-99 LANDROVER DISCOVERY 02-99 LANDROVER RANGE ROVER
<b>17758</b>	05-97 PORSCHE BOXSTER	<b>17777</b>	01-98 TOYOTA CAMRY 05-01 TOYOTA RAV4	<b>17793</b>	05-00 TOYOTA CELICA 05-00 TOYOTA MR2
<b>17759</b>	05-97 PORSCHE BOXSTER	<b>17778</b>	06-01 AUDI A4 / A4 QUATTRO 04-98 AUDI A6 / A6 QUATTRO 05-01 AUDI ALLROAD QUATTRO 02-00 AUDI S4 05-00 VOLKSWAGEN PASSAT	<b>17794</b>	05-00 TOYOTA CELICA 05-00 TOYOTA MR2
<b>17760</b>	05-00 SATURN L SERIES	<b>17779</b>	01-00 INFINITI I30 04-02 INFINITI I35 03-00 NISSAN MAXIMA	<b>17795</b>	05-01 CHRYSLER SEBRING 05-01 DODGE STRATUS 05-00 MITSUBISHI ECLIPSE 03-99 MITSUBISHI GALANT
<b>17761</b>	06-01 HYUNDAI SANTA FE 05-99 HYUNDAI SONATA 06-01 KIA MAGENTIS 06-01 KIA OPTIMA	<b>17780</b>	06-00 AUDI TT COUPE / QUATTRO 05-98 VOLKSWAGEN BEETLE 06-99 VOLKSWAGEN GOLF 05-99 VOLKSWAGEN JETTA	<b>17796</b>	05-01 CHRYSLER SEBRING 05-01 DODGE STRATUS 05-00 MITSUBISHI ECLIPSE 03-99 MITSUBISHI GALANT 03 MITSUBISHI OUTLANDER
<b>17762</b>	06-01 HYUNDAI SANTA FE 05-99 HYUNDAI SONATA 06-01 KIA MAGENTIS 06-01 KIA OPTIMA	<b>17781</b>	06-02 AUDI TT COUPE / QUATTRO 05-98 VOLKSWAGEN BEETLE 06-96 VOLKSWAGEN GOLF 05-96 VOLKSWAGEN JETTA	<b>17797</b>	07-02 SUZUKI AERIO 02-99 SUZUKI ESTEEM
<b>17763</b>	05-99 HYUNDAI SONATA 04-01 KIA MAGENTIS	<b>17782</b>	03-00 SAAB 9-3 01-98 SAAB 9-5	<b>17798</b>	01-00 MAZDA MPV
<b>17764</b>	06-01 HYUNDAI SANTA FE 05-99 HYUNDAI SONATA 08-03 HYUNDAI TIBURON 09-05 HYUNDAI TUCSON 01 HYUNDAI XG300 05-02 HYUNDAI XG350 06-04 KIA AMANTI 06-01 KIA MAGENTIS 06-01 KIA OPTIMA 05-02 KIA SEDONA 06-05 KIA SPORTAGE	<b>17783</b>	02-99 CHEVROLET TRACKER 05-99 SUZUKI GRAND VITARA 02-99 SUZUKI VITARA 05-01 SUZUKI XL-7	<b>17799</b>	02-00 DODGE DAKOTA PICKUP 01 JEEP TJ SERIES 01 JEEP WRANGLER
<b>17765</b>	03-99 MAZDA PROTEGE	<b>17784</b>	04-99 CHRYSLER TOWN & COUNTRY VAN 04-00 CHRYSLER VOYAGER 04-99 DODGE CARAVAN 00-99 PLYMOUTH VOYAGER	<b>17800</b>	01-00 DODGE DAKOTA PICKUP 01-00 DODGE DURANGO
<b>17766</b>	03-99 MAZDA PROTEGE	<b>17785</b>	03-99 DODGE DAKOTA PICKUP 03-99 DODGE DURANGO 03-99 DODGE RAM PICKUPS 03-99 DODGE RAM VANS	<b>17801</b>	06-01 CHEVROLET C / K / R / V SERIES PICKUPS 06 CHEVROLET EXPRESS VANS 06-01 GMC C / K / R / V SERIES PICKUPS 06 GMC SAVANA VANS 06 HUMMER H1
<b>17768</b>	99-98 MITSUBISHI ECLIPSE	<b>17786</b>	00-99 JEEP CHEROKEE 01-99 JEEP TJ SERIES 01-99 JEEP WRANGLER	<b>17802</b>	03-95 FORD E-SERIES VANS 03-00 FORD EXCURSION 03-94 FORD F-SERIES PICKUPS
<b>17770</b>	00-98 ISUZU AMIGO 03-98 ISUZU RODEO	<b>17787</b>	01-00 DODGE DURANGO	<b>17803</b>	09-00 HONDA S2000
<b>17771</b>	00-99 HONDA CIVIC	<b>17788</b>	02-99 DODGE RAM PICKUPS	<b>17804</b>	08-99 PORSCHE 911 SERIES 09-99 PORSCHE BOXSTER 05-04 PORSCHE CARRERA GT 09-06 PORSCHE CAYMAN
<b>17772</b>	03-02 MITSUBISHI LANCER 02-98 MITSUBISHI MIRAGE	<b>17789</b>	03-98 SAAB 9-5	<b>17805</b>	05-00 TOYOTA ECHO 12-06 TOYOTA YARIS
<b>17773</b>	99-98 MITSUBISHI MONTERO	<b>17790</b>	02-00 CHRYSLER NEON 02-00 DODGE NEON 01-00 PLYMOUTH NEON	<b>17806</b>	02-00 TOYOTA ECHO
<b>17774</b>	01-98 LEXUS ES300 03-99 LEXUS RX300 04-98 TOYOTA AVALON 05-98 TOYOTA CAMRY 03-01 TOYOTA HIGHLANDER 05-01 TOYOTA RAV4 02-98 TOYOTA SIENNA 03-99 TOYOTA SOLARA	<b>17791</b>	04-03 LEXUS GX470 09-03 TOYOTA 4RUNNER 05-01 TOYOTA SEQUOIA 09-00 TOYOTA TUNDRA PICKUP	<b>17807</b>	08-01 JAGUAR S-TYPE 09-05 JAGUAR SUPER V8 09-01 JAGUAR VANDEN PLAS 10-09 JAGUAR XF 09-01 JAGUAR XJ8 09-01 JAGUAR XJR 06-02 JAGUAR XJ-SUPER V8 09-07 JAGUAR XK

# BUYER'S GUIDE / GUIDE DE L'ACHETEUR / GUÍA DEL COMPRADOR

Year Année Año	Application Application Aplicación	Year Année Año	Application Application Aplicación	Year Année Año	Application Application Aplicación
<b>17807 - continued</b>		<b>17827</b>	<b>N17827</b>	<b>17846</b>	
06-01	JAGUAR XK8	09-01	HYUNDAI ACCENT	05-01	HONDA CIVIC
09-01	JAGUAR XKR	08-06	KIA RIO	<b>17848</b>	<b>N17848</b>
<b>17808</b>		<b>17828</b>		04-02	CHRYSLER CONCORDE
04-01	CHRYSLER VOYAGER	01	NISSAN ALTIMA	04-02	CHRYSLER INTREPID
07-01	DODGE CARAVAN	<b>17829</b>	<b>N17829</b>	04-02	DODGE INTREPID
<b>17809</b>	<b>N17809</b>	02-01	CHRYSLER PT CRUISER	<b>17849</b>	<b>N17849</b>
02-01	CHRYSLER SEBRING	<b>17830</b>	<b>N17830</b>	10-03	CHRYSLER PT CRUISER
02-01	DODGE STRATUS	07-02	NISSAN ALTIMA	<b>17850</b>	
<b>17810</b>	<b>N17810</b>	06-02	NISSAN MAXIMA	05	SAAB 9-2X
06-03	KIA SORENTO	<b>17831</b>	<b>N17831</b>	07-02	SUBARU IMPREZA
<b>17811</b>		04-02	NISSAN ALTIMA	<b>17851</b>	
05-01	KIA RIO	06-04	NISSAN MAXIMA	05-03	LANDROVER RANGE ROVER
<b>17812</b>		06-04	NISSAN QUEST VAN	<b>17852</b>	
02-00	NISSAN SENTRA	<b>17832</b>		08-04	CHRYSLER CROSSFIRE
<b>17813</b>		02-01	CHRYSLER SEBRING	04-01	MERCEDES BENZ C CLASS
11-01	PORSCHE 911 SERIES	02-01	DODGE STRATUS	05-01	MERCEDES BENZ CLK CLASS
<b>17816</b>		<b>17833</b>		04-01	MERCEDES BENZ E CLASS
06-02	ACURA RSX	07-02	NISSAN ALTIMA	05-01	MERCEDES BENZ ML CLASS
<b>17817</b>		06-02	NISSAN SENTRA	03-01	MERCEDES BENZ SLK CLASS
02-94	MERCEDES BENZ SL CLASS	<b>17834</b>	<b>N17834</b>	<b>17853</b>	
<b>17819</b>	<b>N17819</b>	03-01	INFINITI QX4	06-01	BMW X5
02-00	VOLKSWAGEN GOLF	04-01	NISSAN PATHFINDER	<b>17854</b>	
01-00	VOLKSWAGEN JETTA	<b>17835</b>	<b>N17835</b>	09-02	MINI COOPER
<b>17820</b>		07-02	NISSAN ALTIMA	09-08	MINI COOPER CLUBMAN
01-00	AUDI TT COUPE / QUATTRO	06-02	NISSAN SENTRA	<b>17855</b>	
06-01	VOLKSWAGEN GOLF	<b>17836</b>		09-02	MINI COOPER
05-01	VOLKSWAGEN JETTA	04-00	CHEVROLET TRACKER	09-08	MINI COOPER CLUBMAN
<b>17821</b>		03-00	SUZUKI VITARA	<b>17856</b>	
05-03	CHRYSLER NEON	<b>17837</b>		05-02	BMW 745 SERIES
05-03	DODGE NEON	04-00	CHEVROLET TRACKER	<b>17857</b>	
05	DODGE SX	03-00	SUZUKI VITARA	03-02	SAAB 9-3
<b>17822</b>		<b>17838</b>		09-02	SAAB 9-5
05-03	CHRYSLER NEON	03-01	CHEVROLET TRACKER	<b>17858</b>	
05-03	DODGE NEON	04	SUZUKI VITARA	03-02	SATURN VUE
04-03	DODGE SX	<b>17839</b>		<b>17859</b>	<b>N17859</b>
<b>17823</b>	<b>N17823</b>	03	JEEP LIBERTY	04-02	NISSAN FRONTIER PICKUP
05-02	DODGE DAKOTA PICKUP	03	JEEP TJ SERIES	04-01	NISSAN XTERRA
05-02	DODGE DURANGO	03	JEEP WRANGLER	<b>17860</b>	
05-02	DODGE RAM PICKUPS	<b>17840</b>		04-03	CADILLAC CTS
<b>17824</b>		06-05	SAAB 9-2X	<b>17861</b>	
07-01	LEXUS GS430	11-03	SUBARU FORESTER	04-02	NISSAN FRONTIER PICKUP
06-01	LEXUS LS430	11-04	SUBARU IMPREZA	04-01	NISSAN XTERRA
10-02	LEXUS SC430	<b>17841</b>	<b>N17841</b>	<b>17862</b>	
<b>17825</b>	<b>N17825</b>	08-03	PONTIAC VIBE	08-03	MAZDA 6
03-02	LEXUS ES300	08-03	TOYOTA COROLLA	06-02	MAZDA MPV
06-04	LEXUS ES330	08-03	TOYOTA MATRIX	<b>17863</b>	
12-07	LEXUS ES350	<b>17842</b>		08-07	NISSAN MAXIMA
06-04	LEXUS RX330	06-03	SCION XA	07-03	NISSAN MURANO
09-07	LEXUS RX350	06-03	SCION XB	<b>17864</b>	
10-05	SCION TC	05-03	TOYOTA ECHO	04-03	INFINITI M45
12-08	SCION XB	12-06	TOYOTA YARIS	06-02	INFINITI Q45
11-05	TOYOTA AVALON	<b>17843</b>		<b>17865</b>	
12-02	TOYOTA CAMRY	02	JEEP LIBERTY	05-03	VOLKSWAGEN GOLF
12-04	TOYOTA HIGHLANDER	<b>17844</b>	<b>N17844</b>	04-02	VOLKSWAGEN JETTA
08-06	TOYOTA RAV4	06-02	HONDA CR-V	<b>17866</b>	<b>N17866</b>
12-03	TOYOTA SIENNA	<b>17845</b>	<b>N17845</b>	04-03	JEEP GRAND CHEROKEE
08-02	TOYOTA SOLARA	05-01	ACURA EL	<b>17867</b>	
11-09	TOYOTA VENZA	05-01	HONDA CIVIC	10-04	INFINITI QX56
<b>17826</b>	<b>N17826</b>				
09-01	HYUNDAI ACCENT				
08-06	KIA RIO				

# BUYER'S GUIDE / GUIDE DE L'ACHETEUR / GUÍA DEL COMPRADOR

Year Année Año	Application Application Aplicación	Year Année Año	Application Application Aplicación	Year Année Año	Application Application Aplicación
<b>17867 - continued</b>		<b>17887 - continued</b>		<b>17908</b>	
09-04	NISSAN ARMADA	08-07	AUDI RS4	10-03	MAZDA 6
10-04	NISSAN PATHFINDER	10-04	AUDI S4	<b>17909</b>	
11-04	NISSAN TITAN	<b>17888</b>		09-04	MAZDA 3
<b>17868</b>	<b>N17868</b>	07-04	AUDI A8 / A8 QUATTRO	<b>17910</b>	
06-03	ACURA MDX	07-04	VOLKSWAGEN TOUAREG	07-04	CHRYSLER 300 SERIES
<b>17869</b>		<b>17890</b>		04	CHRYSLER CONCORDE
05-03	HONDA ACCORD	05-02	LANDROVER FREELANDER	04	CHRYSLER INTREPID
06-03	HONDA ELEMENT	<b>17891</b>		07-06	DODGE CHARGER
<b>17870</b>	<b>N17870</b>	02	OLDSMOBILE AURORA	04	DODGE INTREPID
05-04	ACURA TSX	02	OLDSMOBILE INTRIGUE	07-05	DODGE MAGNUM
05-03	HONDA ACCORD	<b>17892</b>		<b>17911</b>	
06-03	HONDA ELEMENT	06-03	DODGE RAM PICKUPS	05-03	DODGE NEON
<b>17871</b>		<b>17893</b>		05-03	DODGE SX
05-03	HONDA CIVIC	06-04	CHRYSLER PACIFICA	<b>17912</b>	
<b>17872</b>	<b>N17872</b>	05	CHRYSLER TOWN & COUNTRY VAN	04	CHRYSLER PACIFICA
07-04	NISSAN ALTIMA	05	DODGE CARAVAN	<b>17913</b>	
06-04	NISSAN MAXIMA	<b>17894</b>		06-04	PONTIAC GTO
09-04	NISSAN QUEST VAN	09-04	DODGE DAKOTA PICKUP	<b>17914</b>	
<b>17873</b>		08-04	DODGE RAM PICKUPS	09-04	MAZDA 3
09-03	CHRYSLER PT CRUISER	09-06	MITSUBISHI RAIDER	10-06	MAZDA 5
<b>17874</b>		<b>17895</b>		07-06	MAZDA 6
06-03	JEEP TJ SERIES	03	DODGE RAM PICKUPS	09-07	MAZDA CX-7
06-03	JEEP WRANGLER	<b>17896</b>		<b>17915</b>	
<b>17875</b>		12-05	CHRYSLER 300 SERIES	08-05	ACURA RL
04-03	DODGE RAM PICKUPS	12-09	DODGE CHALLENGER	<b>17916</b>	
<b>17876</b>	<b>N17876</b>	12-06	DODGE CHARGER	05-04	MAZDA RX-8
09-03	TOYOTA 4RUNNER	08-05	DODGE MAGNUM	<b>17917</b>	
09-07	TOYOTA FJ CRUISER	<b>17897</b>		05-04	MAZDA RX-8
10-05	TOYOTA TACOMA PICKUP	05-04	JEEP LIBERTY	<b>17918</b>	
10-05	TOYOTA TUNDRA PICKUP	06-05	JEEP TJ SERIES	04-02	VOLKSWAGEN PASSAT
<b>17877</b>		06-04	JEEP WRANGLER	<b>17920</b>	
02	JEEP LIBERTY	<b>17898</b>		12-03	MERCEDES BENZ C CLASS
<b>17879</b>	<b>N17879</b>	12-05	CHRYSLER 300 SERIES	<b>17922</b>	
04-03	JEEP GRAND CHEROKEE	12-07	DODGE CHARGER	11	BMW 1 SERIES M
06-03	JEEP TJ SERIES	08-07	DODGE MAGNUM	11-08	BMW 128 SERIES
06-03	JEEP WRANGLER	<b>17899</b>		11-08	BMW 135 SERIES
<b>17880</b>		06-04	ACURA TL	09-07	BMW 323 SERIES
06-03	CHEVROLET AVALANCHE	07-03	HONDA ACCORD	06	BMW 325 SERIES
07-02	CHEVROLET C / K / R / V SERIES PICKUPS	<b>17901</b>		11-07	BMW 328 SERIES
06-02	CHEVROLET SUBURBAN	06-00	HONDA INSIGHT	06	BMW 330 SERIES
07-02	GMC C / K / R / V SERIES PICKUPS	<b>17902</b>		11-07	BMW 335 SERIES
06-02	GMC YUKON XL	06-01	BMW M3	07-06	BMW 525 SERIES
<b>17881</b>		02	BMW Z3	11-08	BMW 528 SERIES
06-05	SAAB 9-2X	08-06	BMW Z4	07-06	BMW 530 SERIES
12-03	SUBARU FORESTER	<b>17903</b>		11-08	BMW 535 SERIES
11-04	SUBARU IMPREZA	08-03	INFINITI FX45	11	BMW 740 SERIES
<b>17882</b>	<b>N17882</b>	<b>17904</b>		11-07	BMW X3
06-03	JEEP LIBERTY	08-03	INFINITI FX35	12-07	BMW X5
<b>17884</b>		07-03	INFINITI G35	11-08	BMW X6
05-04	DODGE DURANGO	08-06	INFINITI M35	12-06	BMW Z4
<b>17885</b>		07-03	NISSAN 350Z	<b>17923</b>	
06-03	CHRYSLER SEBRING	<b>17905</b>		05-04	BMW 545 SERIES
06-03	DODGE STRATUS	07-03	MITSUBISHI LANCER	10-06	BMW 550 SERIES
<b>17886</b>		<b>17906</b>		05-04	BMW 645 SERIES
06-02	ACURA RSX	04-03	MITSUBISHI LANCER	10-06	BMW 650 SERIES
<b>17887</b>		<b>17907</b>		08-06	BMW 750 SERIES
11-05	AUDI A6 / A6 QUATTRO	12-06	MITSUBISHI ECLIPSE	08-07	BMW ALPINA B7
10-07	AUDI A8 / A8 QUATTRO	11-04	MITSUBISHI ENDEAVOR	10-04	BMW X5
05-04	AUDI ALLROAD QUATTRO	09-04	MITSUBISHI GALANT	<b>17924</b>	
				08-03	BMW 760 SERIES
				<b>17925</b>	
				06-03	PORSCHE CAYENNE

# BUYER'S GUIDE / GUIDE DE L'ACHETEUR / GUÍA DEL COMPRADOR

Year Année Año	Application Application Aplicación	Year Année Año	Application Application Aplicación	Year Année Año	Application Application Aplicación
<b>17926</b>		<b>17945</b>		<b>17965 - continued</b>	
07	AUDI Q7	09-06	FORD FUSION	09-05	MERCEDES BENZ E CLASS
10-04	PORSCHE CAYENNE	06	LINCOLN ZEPHYR	09-06	MERCEDES BENZ ML CLASS
06-04	VOLKSWAGEN TOUAREG	09-06	MERCURY MILAN	09-06	MERCEDES BENZ R CLASS
<b>17927</b>		<b>17946</b>		06	MERCEDES BENZ S CLASS
08-03	INFINITI FX35	09-03	TOYOTA 4RUNNER	09-04	MERCEDES BENZ SLK CLASS
06-04	INFINITI G35	10-05	TOYOTA TUNDRA PICKUP	<b>17966</b>	
08-06	INFINITI M35	<b>17947</b>		08-07	DODGE SPRINTER VAN
<b>17929</b>		10	FORD FUSION	08-07	FREIGHTLINER SPRINTER VAN
06-03	CHRYSLER SEBRING	10-07	LINCOLN MKZ	08	MERCEDES BENZ C CLASS
06-03	DODGE STRATUS	<b>17948</b>		<b>17968</b>	
<b>17930</b>	<b>N17930</b>	12-11	DODGE DURANGO	12-06	VOLKSWAGEN BEETLE
07-04	SATURN VUE	10-09	DODGE RAM PICKUPS	12-10	VOLKSWAGEN GOLF
<b>17931</b>		10-09	JEEP COMMANDER	12-05	VOLKSWAGEN JETTA
12-06	MINISUBISHI ECLIPSE	12-09	JEEP GRAND CHEROKEE	12	VOLKSWAGEN PASSAT
11-04	MINISUBISHI GALANT	12-11	RAM 1500	09-06	VOLKSWAGEN RABBIT
06-04	MINISUBISHI LANCER	12-11	RAM 2500	<b>17969</b>	
06-04	MINISUBISHI OUTLANDER	12-11	RAM 3500	12	AUDI TT COUPE / QUATTRO
<b>17932</b>		<b>17949</b>	<b>N17949</b>	12-06	VOLKSWAGEN BEETLE
08-05	DODGE RAM PICKUPS	08-06	CHRYSLER PACIFICA	12-10	VOLKSWAGEN GOLF
<b>17933</b>	<b>N17933</b>	10-06	CHRYSLER TOWN & COUNTRY VAN	12-05	VOLKSWAGEN JETTA
08-05	DODGE RAM PICKUPS	10-06	DODGE CARAVAN	12	VOLKSWAGEN PASSAT
<b>17934</b>		11-09	JEEP WRANGLER	09-06	VOLKSWAGEN RABBIT
11	INFINITI G25	10-09	VOLKSWAGEN ROUTAN	<b>17970</b>	
11-08	INFINITI G37	<b>17950</b>	<b>N17950</b>	12-06	AUDI A3
11	INFINITI M37	10-06	DODGE DAKOTA PICKUP	10-08	AUDI TT COUPE / QUATTRO
11-09	NISSAN 370Z	09-06	DODGE DURANGO	12	VOLKSWAGEN BEETLE
<b>17935</b>		10-06	DODGE RAM PICKUPS	12-09	VOLKSWAGEN CC
83	LADA 1300	09-06	MITSUBISHI RAIDER	11-07	VOLKSWAGEN EOS
99-80	LADA NIVA	12-11	RAM 1500	12-07	VOLKSWAGEN GOLF
93-84	LADA SIGNET	11	RAM DAKOTA	12-06	VOLKSWAGEN GTI
<b>17936</b>		<b>17953</b>		12-06	VOLKSWAGEN JETTA
99-87	LADA SAMARA	09-07	ACURA RDX	10-06	VOLKSWAGEN PASSAT
<b>17937</b>	<b>N17937</b>	<b>17955</b>		08	VOLKSWAGEN R32
08-06	JEEP COMMANDER	07-06	SUBARU B9 TRIBECA	12-09	VOLKSWAGEN TIGUAN
08-05	JEEP GRAND CHEROKEE	07-05	SUBARU LEGACY	<b>17971</b>	
07	JEEP LIBERTY	07-05	SUBARU OUTBACK	09-06	AUDI A3
<b>17938</b>	<b>N17938</b>	<b>17956</b>		09-04	AUDI TT COUPE / QUATTRO
08-06	JEEP COMMANDER	05-04	SUBARU IMPREZA	06-04	VOLKSWAGEN BEETLE
08-05	JEEP GRAND CHEROKEE	07-05	SUBARU LEGACY	09-07	VOLKSWAGEN EOS
<b>17939</b>	<b>N17939</b>	07-05	SUBARU OUTBACK	06-04	VOLKSWAGEN GOLF
10-06	JEEP COMMANDER	<b>17957</b>		06-05	VOLKSWAGEN JETTA
10-05	JEEP GRAND CHEROKEE	11-06	HONDA CIVIC	12	VOLKSWAGEN PASSAT
<b>17940</b>		<b>17958</b>		<b>17972</b>	
06-05	JEEP LIBERTY	11-06	HONDA CIVIC	06	AUDI A3
<b>17941</b>		<b>17959</b>		09-08	AUDI TT COUPE / QUATTRO
10-06	JEEP GRAND CHEROKEE	11-06	HONDA CIVIC	12-09	VOLKSWAGEN CC
<b>17942</b>		<b>17960</b>	<b>N17960</b>	08-06	VOLKSWAGEN PASSAT
12-05	NISSAN FRONTIER PICKUP	08-06	ACURA CSX	<b>17973</b>	
12	NISSAN NV1500	08-06	ACURA TSX	06-04	VOLKSWAGEN PHAETON
12	NISSAN NV2500	07-06	HONDA ACCORD	<b>17974</b>	
12-05	NISSAN PATHFINDER	11-06	HONDA CIVIC	06-04	VOLKSWAGEN PHAETON
12-05	NISSAN XTERRA	08-07	HONDA ELEMENT	<b>17975</b>	
10-09	SUZUKI EQUATOR	<b>17962</b>		09-05	AUDI A4 / A4 QUATTRO
<b>17943</b>		05-02	HONDA CIVIC	05-04	VOLKSWAGEN PASSAT
12-05	NISSAN FRONTIER PICKUP	<b>17963</b>		<b>17976</b>	
10-09	SUZUKI EQUATOR	07-05	HONDA ACCORD	09-05	AUDI A4 / A4 QUATTRO
<b>17944</b>		<b>17964</b>		11-05	AUDI A6 / A6 QUATTRO
10-06	FORD FUSION	08-06	HONDA PILOT	<b>17977</b>	
10-06	MERCURY MILAN	08-06	HONDA RIDGELINE	05-97	VOLKSWAGEN PASSAT
		<b>17965</b>		<b>17978</b>	
		09-05	MERCEDES BENZ C CLASS	09-07	AUDI A4 / A4 QUATTRO
		09-06	MERCEDES BENZ CLK CLASS	<b>17979</b>	
				06	VOLVO C70
				06-04	VOLVO S40
				06-05	VOLVO V50



# BUYER'S GUIDE / GUIDE DE L'ACHETEUR / GUÍA DEL COMPRADOR

Year Année Año	Application Application Aplicación	Year Année Año	Application Application Aplicación	Year Année Año	Application Application Aplicación
<b>17980</b>		<b>17997 - continued</b>		<b>19015</b>	
06-05	NISSAN X-TRAIL	11	BUICK REGAL	10-06	BMW M5
<b>17981</b>		11-10	CADILLAC SRX	10-06	BMW M6
06	NISSAN SENTRA	11-08	CHEVROLET EQUINOX	<b>19016</b>	
<b>17982</b>		11-08	CHEVROLET MALIBU	12-10	ACURA TL
09	NISSAN CUBE	11-09	CHEVROLET TRAVERSE	12-08	HONDA ACCORD
10-07	NISSAN SENTRA	11-07	GMC ACADIA	<b>19017</b>	
10-07	NISSAN VERSA	11-10	GMC TERRAIN	08-05	LANDROVER LR3
<b>17983</b>		09-07	PONTIAC G6	<b>19018</b>	
09-07	NISSAN 350Z	09-08	PONTIAC TORRENT	09-06	LANDROVER RANGE ROVER
<b>17985</b>		09-07	SATURN AURA	<b>19019</b>	
09-08	BUICK ALLURE	10-07	SATURN OUTLOOK	09-05	LANDROVER LR3
09-08	BUICK LACROSSE	10-08	SATURN VUE	09-06	LANDROVER RANGE ROVER
09-06	CHEVROLET IMPALA	09-07	SUZUKI XL-7	<b>19020</b>	
07-06	CHEVROLET MONTE CARLO	<b>17998</b>		10-07	CHEVROLET C / K / R / V SERIES PICKUPS
08-05	PONTIAC GRAND PRIX	09-07	HONDA FIT	09-07	CHEVROLET EXPRESS VANS
<b>17986</b>		<b>17999</b>		10-07	GMC C / K / R / V SERIES PICKUPS
06	BUICK ALLURE	08-07	BUICK ALLURE	09-07	GMC SAVANA VANS
06	BUICK LACROSSE	08-07	BUICK LACROSSE	<b>19021</b>	
06	BUICK RENDEZVOUS	<b>18360</b>	<b>N18360</b>	09-08	PONTIAC G8
<b>17987</b>		06-03	DODGE SPRINTER VAN	<b>19022</b>	
12-07	HYUNDAI ELANTRA	06-02	FREIGHTLINER SPRINTER VAN	09-08	PONTIAC G8
08-07	HYUNDAI TIBURON	06-05	MERCEDES BENZ E CLASS	<b>19023</b>	
11-10	KIA SOUL	<b>19000</b>		09-07	HYUNDAI SANTA FE
09-07	KIA SPECTRA	09-07	MINI COOPER	09-07	KIA MAGENTIS
10-07	KIA SPORTAGE	09-08	MINI COOPER CLUBMAN	09-07	KIA OPTIMA
<b>17988</b>		<b>19001</b>		09-07	KIA RONDO
12-07	HYUNDAI ELANTRA	12-07	AUDI A3	<b>19024</b>	
08-07	HYUNDAI TIBURON	10-08	AUDI TT COUPE / QUATTRO	11-09	MAZDA RX-8
11-10	KIA SOUL	11-09	VOLKSWAGEN EOS	<b>19025</b>	
09-07	KIA SPECTRA	07	VOLKSWAGEN GOLF	10-07	CHRYSLER 300 SERIES
10-07	KIA SPORTAGE	09-06	VOLKSWAGEN GTI	10-09	DODGE CHALLENGER
<b>17989</b>		09-06	VOLKSWAGEN JETTA	10-07	DODGE CHARGER
12-10	HYUNDAI GENESIS	<b>19002</b>		08-07	DODGE MAGNUM
09-06	HYUNDAI SONATA	10-07	AUDI Q7	<b>19026</b>	
10	KIA FORTE	12-07	VOLKSWAGEN TOUAREG	08-07	CHRYSLER PACIFICA
09-06	KIA MAGENTIS	<b>19003</b>		10-07	CHRYSLER SEBRING
09-06	KIA OPTIMA	07-05	AUDI A8 / A8 QUATTRO	10-08	CHRYSLER TOWN & COUNTRY VAN
09-07	KIA RONDO	09-07	VOLKSWAGEN TOUAREG	10-08	DODGE AVENGER
<b>17991</b>		<b>19004</b>		10-08	DODGE CARAVAN
08-05	MAZDA 6	09-08	AUDI A8 / A8 QUATTRO	10-09	DODGE JOURNEY
<b>17992</b>		10-07	AUDI Q7	10-09	VOLKSWAGEN ROUTAN
08-06	MAZDA RX-8	11-07	AUDI S6	<b>19027</b>	
<b>17993</b>		09-07	AUDI S8	09	JEEP COMMANDER
08-06	MAZDA RX-8	<b>19005</b>		09	JEEP GRAND CHEROKEE
<b>17994</b>	<b>N17994</b>	08-04	VOLKSWAGEN TOUAREG	<b>19028</b>	
10-07	CHRYSLER SEBRING	<b>19007</b>		06-04	DODGE RAM PICKUPS
10-08	DODGE AVENGER	04-03	AUDI RS6	10-03	DODGE VIPER
12-07	DODGE CALIBER	<b>19008</b>		<b>19029</b>	
11-09	DODGE JOURNEY	10-07	HONDA ODYSSEY	09-07	DODGE RAM PICKUPS
11-07	JEEP COMPASS	<b>19009</b>	<b>N19009</b>	<b>19030</b>	
11-07	JEEP PATRIOT	09-07	HONDA CR-V	10-06	CHRYSLER 300 SERIES
<b>17995</b>		<b>19010</b>		10-08	DODGE CHALLENGER
09-07	CHRYSLER ASPEN	09-07	ACURA MDX	10-06	DODGE CHARGER
09-06	DODGE DURANGO	<b>19011</b>		08-06	DODGE MAGNUM
<b>17996</b>		08-07	ACURA TL	<b>19033</b>	
11-05	CADILLAC CTS	<b>19014</b>		12-11	VOLVO S60
09-06	CADILLAC SRX	10-09	ACURA RL	12-07	VOLVO S80
11-06	CADILLAC STS	11-09	ACURA TL	10-08	VOLVO V70
11-10	CHEVROLET CAMARO	12-08	HONDA ACCORD	12-09	VOLVO XC60
<b>17997</b>	<b>N17997</b>	11-10	HONDA ACCORD CROSSTOUR	12-08	VOLVO XC70
11-08	BUICK ENCLAVE	12	HONDA CROSSTOUR	12-07	VOLVO XC90
11-10	BUICK LACROSSE	10-08	HONDA ODYSSEY		
		11-09	HONDA RIDGELINE		























## BUYER'S GUIDE / GUIDE DE L'ACHETEUR / GUÍA DEL COMPRADOR

Year Année Año	Application Application Aplicación	Year Année Año	Application Application Aplicación	Year Année Año	Application Application Aplicación
<b>19034</b>	09-07 JEEP GRAND CHEROKEE	<b>19051 - continued</b>	10-07 MERCEDES BENZ CLS CLASS 11-07 MERCEDES BENZ E CLASS 11-07 MERCEDES BENZ ML CLASS 07 MERCEDES BENZ R CLASS 10-08 MERCEDES BENZ S CLASS 11-09 MERCEDES BENZ SL CLASS	<b>19067 - continued</b>	08-07 INFINITI G35 10-09 INFINITI M35
<b>19035</b>	09-07 DODGE SPRINTER VAN 09-07 FREIGHTLINER SPRINTER VAN 11 MERCEDES BENZ SL CLASS	<b>19052</b>	12-07 MERCEDES BENZ CL CLASS 11-07 MERCEDES BENZ E CLASS 12-08 MERCEDES BENZ GL CLASS 11-08 MERCEDES BENZ ML CLASS 12-08 MERCEDES BENZ R CLASS 12-08 MERCEDES BENZ S CLASS 10-08 MERCEDES BENZ SL CLASS	<b>19068</b>	11-09 INFINITI FX50 12-11 INFINITI M56 11 INFINITI QX56 12-10 NISSAN ARMADA 12 NISSAN NV2500 12 NISSAN NV3500 12-11 NISSAN PATHFINDER 12-10 NISSAN TITAN
<b>19037</b>	11-08 MITSUBISHI LANCER 10-08 MITSUBISHI OUTLANDER	<b>19053</b>	07 MERCEDES BENZ GL CLASS 07 MERCEDES BENZ ML CLASS 07 MERCEDES BENZ R CLASS	<b>19069</b>	07-06 SAAB 9-3
<b>19038</b>	06-04 MITSUBISHI LANCER	<b>19054</b>	11-08 MERCEDES BENZ C CLASS 09 MERCEDES BENZ CL CLASS 11-09 MERCEDES BENZ CLS CLASS 11-09 MERCEDES BENZ E CLASS 12-09 MERCEDES BENZ G CLASS 12-09 MERCEDES BENZ GL CLASS 12-10 MERCEDES BENZ GLK CLASS 11-09 MERCEDES BENZ ML CLASS 11-09 MERCEDES BENZ R CLASS 12-09 MERCEDES BENZ S CLASS 12-09 MERCEDES BENZ SL CLASS 11-10 MERCEDES BENZ SLK CLASS	<b>19071</b>	12-08 SUBARU IMPREZA
<b>19039</b>	09-07 MITSUBISHI OUTLANDER	<b>19055</b>	10-08 INFINITI M45	<b>19072</b>	12-10 SUBARU LEGACY 12-10 SUBARU OUTBACK 12-08 SUBARU TRIBECA
<b>19040</b>	09-06 INFINITI M45	<b>19056</b>	09-07 SUZUKI SX4	<b>19073</b>	12-08 SUBARU LEGACY 12-08 SUBARU OUTBACK
<b>19041</b>	10-09 MAZDA 6 09-07 MAZDA CX-9	<b>19057</b>	08-06 SUZUKI GRAND VITARA 06 SUZUKI XL-7	<b>19074</b>	12-08 SUBARU LEGACY 12-08 SUBARU OUTBACK
<b>19042</b>	08-06 MAZDA MIATA	<b>19059</b>	12-07 NISSAN ALTIMA 12-07 NISSAN SENTRA	<b>19075</b>	06-05 VOLVO XC90
<b>19043</b>	06 LEXUS GS300 11-07 LEXUS GS350 12-06 LEXUS IS250 12-06 LEXUS IS350	<b>19060</b>	12-07 NISSAN ALTIMA	<b>19076</b>	10-06 VOLVO XC90
<b>19044</b>	11-08 LEXUS GS460 12-08 LEXUS IS F 12-07 LEXUS LS460	<b>19061</b>	12-08 NISSAN ROGUE 12-07 NISSAN SENTRA	<b>19077</b>	10-07 VOLVO S80 11 VOLVO XC90
<b>19045</b>	11-08 LEXUS LX570 11-08 TOYOTA LAND CRUISER 11-08 TOYOTA SEQUOIA 11-07 TOYOTA TUNDRA PICKUP	<b>19063</b>	12-07 NISSAN ALTIMA 12-09 NISSAN MAXIMA 12-09 NISSAN MURANO 12-11 NISSAN QUEST VAN	<b>19079</b>	12-10 BMW 550 SERIES 12 BMW 650 SERIES 12-10 BMW 750 SERIES 12-11 BMW ALPINA B7 12-10 BMW X5 12-08 BMW X6
<b>19046</b>	11-10 TOYOTA CAMRY 11-10 TOYOTA HIGHLANDER 11-09 TOYOTA RAV4 11 TOYOTA SIENNA	<b>19064</b>	12-07 NISSAN ALTIMA	<b>19080</b>	12-08 BMW M3
<b>19047</b>	10-09 PONTIAC VIBE 10-09 TOYOTA COROLLA 11-09 TOYOTA MATRIX	<b>19065</b>	09-07 NISSAN ARMADA 10-07 NISSAN TITAN	<b>19082</b>	12-09 ACURA TSX 12-08 HONDA ACCORD 11-10 HONDA CR-V 11-09 HONDA ELEMENT
<b>19048</b>	11-08 SCION XD	<b>19066</b>	12-09 SUZUKI GRAND VITARA 12-10 SUZUKI KIZASHI 12-10 SUZUKI SX4	<b>19084</b>	12-09 HONDA PILOT
<b>19049</b>	10-09 PONTIAC VIBE 11-09 TOYOTA COROLLA 11-09 TOYOTA MATRIX	<b>19067</b>	10-08 INFINITI EX35 10-09 INFINITI FX35	<b>19087</b>	12-08 AUDI R8
<b>19050</b>	08-07 MERCEDES BENZ CL CLASS 09-07 MERCEDES BENZ CLK CLASS 09-07 MERCEDES BENZ CLS CLASS 08-07 MERCEDES BENZ E CLASS 09 MERCEDES BENZ G CLASS 09-07 MERCEDES BENZ GL CLASS 09-08 MERCEDES BENZ ML CLASS 09-07 MERCEDES BENZ S CLASS 08-07 MERCEDES BENZ SL CLASS			<b>19090</b>	12-10 HYUNDAI SANTA FE 12-09 HYUNDAI SONATA 12-11 KIA SORENTO
<b>19051</b>	11-08 MERCEDES BENZ C CLASS 10-08 MERCEDES BENZ CL CLASS 09-07 MERCEDES BENZ CLK CLASS			<b>19092</b>	11-09 NISSAN VERSA
				<b>19095</b>	11-08 LANDROVER LR2
				<b>19098</b>	10-09 SUZUKI GRAND VITARA

























# BUYER'S GUIDE / GUIDE DE L'ACHETEUR / GUÍA DEL COMPRADOR

Year Année Año	Application Application Aplicación	Year Année Año	Application Application Aplicación	Year Année Año	Application Application Aplicación
<b>19101</b>		<b>23256</b>			
12-09	MAZDA MIATA	09-08	AUDI A3		
<b>19105</b>		09-07	AUDI A4 / A4 QUATTRO		
11-08	MITSUBISHI LANCER	11-09	VOLKSWAGEN CC		
<b>19109</b>		12-09	VOLKSWAGEN EOS		
12-09	AUDI Q5	11-08	VOLKSWAGEN GTI		
09-08	AUDI S5	12	VOLKSWAGEN JETTA		
<b>19110</b>		10-09	VOLKSWAGEN PASSAT		
09	AUDI A4 / A4 QUATTRO	12-09	VOLKSWAGEN TIGUAN		
09-08	AUDI A5 / A5 QUATTRO	<b>23319</b>			
<b>19111</b>		11-09	BMW 335 SERIES		
12-10	VOLKSWAGEN GOLF	<b>23320</b>			
09	VOLKSWAGEN JETTA	05-04	VOLKSWAGEN PASSAT		
<b>19115</b>		<b>23323</b>			
12-08	MERCEDES BENZ C CLASS	05-04	VOLKSWAGEN PASSAT		
10	MERCEDES BENZ CL CLASS	<b>23346</b>			
11-10	MERCEDES BENZ E CLASS	08	PORSCHE CAYENNE		
12-10	MERCEDES BENZ GLK CLASS	<b>23347</b>			
11-07	MERCEDES BENZ S CLASS	06-04	BMW 325 SERIES		
<b>19117</b>		06-04	BMW 330 SERIES		
12-08	BMW M3	<b>23351</b>			
<b>19118</b>		98	TOYOTA LAND CRUISER		
10-08	PORSCHE CAYENNE	<b>23355</b>			
<b>19122</b>		12-09	VOLKSWAGEN JETTA		
02-01	JEEP TJ SERIES	<b>23356</b>			
02-01	JEEP WRANGLER	09-07	VOLKSWAGEN EOS		
<b>19124</b>		08-06	VOLKSWAGEN GTI		
10-07	KIA SPORTAGE	08-06	VOLKSWAGEN JETTA		
<b>19154</b>		<b>23357</b>			
02-00	SATURN SC SERIES	09-07	VOLKSWAGEN EOS		
02-00	SATURN SL SERIES	08-07	VOLKSWAGEN GTI		
01-00	SATURN SW SERIES	<b>23850</b>			
<b>19624</b>		10	MINI COOPER		
11-08	SMART FORTWO	10	MINI COOPER CLUBMAN		
<b>21485</b>		<b>23886</b>			
05-98	VOLKSWAGEN BEETLE	09-06	MERCEDES BENZ B CLASS		
<b>22096</b>		<b>23901</b>			
90-89	TOYOTA PICKUP	07-05	SMART FORTWO		
<b>22227</b>		<b>30784</b>			
90-89	TOYOTA PICKUP	94-92	VOLKSWAGEN PASSAT		
<b>22801</b>		<b>31205</b>			
98-96	BMW 740 SERIES	09-06	MERCEDES BENZ B CLASS		
<b>22971</b>		<b>32580</b>			
01-00	AUDI A4 / A4 QUATTRO	07-05	SMART FORTWO		
05-99	VOLKSWAGEN PASSAT	<b>32605</b>			
<b>22972</b>		05-04	VOLKSWAGEN PASSAT		
01-00	AUDI A4 / A4 QUATTRO	<b>32801</b>			
05-99	VOLKSWAGEN PASSAT	11-09	BMW 335 SERIES		
<b>23255</b>		12-09	BMW X5		
12-08	AUDI A3	<b>32802</b>			
09-07	AUDI A4 / A4 QUATTRO	11-09	BMW 335 SERIES		
10-08	AUDI TT COUPE / QUATTRO	11-09	BMW X5		
12	VOLKSWAGEN BEETLE	<b>33225</b>			
12-09	VOLKSWAGEN CC	06-05	NISSAN X-TRAIL		
12-09	VOLKSWAGEN EOS	<b>33292</b>			
12	VOLKSWAGEN GOLF	10-09	AUDI A4 / A4 QUATTRO		
12-08	VOLKSWAGEN GTI	11	AUDI Q5		
12-08	VOLKSWAGEN JETTA				
10-08	VOLKSWAGEN PASSAT				
12-09	VOLKSWAGEN TIGUAN				

























**PHOTO-ALTERNATORS / PHOTO-ALTERNATEURS / FOTO-ALTERNADORES**

Mfg.	Amp	Series Série Serie	Pulley Poulie Polea	Clock Horloge Reloj	Mfg.	Amp	Series Série Serie	Pulley Poulie Polea	Clock Horloge Reloj
<b>5838</b>					<b>7051</b>				
FD	30	ER/EF			FD	42	ER/EF	2V	12:00
									
<b>7002</b>					<b>7058</b>				
CH	90	ER/EF	Various	12:00	FD	55	1G	Various	5:00
									
<b>7006</b>					<b>7067</b>				
CH	60	ER/IF	2V		FD	55	IR/EF	2V	12:00
									
<b>7007</b>					<b>7068</b>				
CH	60	ER/IF	1V		FD	65	1G	2V	8:00
									
<b>7015</b>					<b>7069</b>				
CH	60	ER/IF	1V		FD	90	1G	2V	8:00
<i>No Photo Available Acune Photo Disponibile Ninguna Foto Disponible</i>									
<b>7024</b>					<b>7072-3</b>				<b>N7705-3</b>
CH	60	ER/IF	1V		FD	70	1G	6S	3:00
									

























# PHOTO-ALTERNATORS / PHOTO-ALTERNATEURS / FOTO-ALTERNADORES

Mfg.	Amp	Series Série Serie	Pulley Poulie Polea	Clock Horloge Reloj	Mfg.	Amp	Series Série Serie	Pulley Poulie Polea	Clock Horloge Reloj
<b>7072-9</b>					<b>N7705-9</b>				
FD	70	1G	Various	9:00	MO	37	ER/EF	1V	12:00
									
<b>7072-12</b>					<b>N7705-12</b>				
FD	70	1G	Various	12:00	DR	37	10DN	1V	12:00
									
<b>7078</b>					<b>7111</b>				
FD	60	1G	Various	7:00	DR	60	10DN	1V	12:00
									
<b>7083</b>					<b>7122</b>				
FD	60	1G	Various	7:00	DR	55	10DN	1V	3:00
									
<b>7088-2</b>					<b>N7732-2</b>				
FD	65	2G	Various	2:00	DR	63	10SI	Various	3:00
									
<b>7088-10</b>					<b>N7732-10</b>				
FD	65	2G	Various	10:00	DR	63	10SI	Various	6:00
									

























**PHOTO-ALTERNATORS / PHOTO-ALTERNATEURS / FOTO-ALTERNADORES**

Mfg.	Amp	Series Série Serie	Pulley Poulie Polea	Clock Horloge Reloj	Mfg.	Amp	Series Série Serie	Pulley Poulie Polea	Clock Horloge Reloj
<b>7127-9</b>				<b>N7127-9</b>	<b>7134-9</b>				
DR	63	10SI	Various	9:00	DR	85	15SI	Various	9:00
									
<b>7127-12</b>				<b>N7127-12</b>	<b>7134-9R</b>				
DR	63	10SI	Various	12:00	DR	85	15SI	6S	9:00
									
<b>7133</b>					<b>7134-12</b>				<b>N7290-12</b>
DR	55	10DN	1V	3:00	DR	85	15SI	Various	12:00
									
<b>7134-3</b>					<b>7134-R</b>				
DR	85	15SI	Various	3:00	DR	85	15SI	6S	
									
<b>7134-6</b>					<b>7135</b>				
DR	85	15SI	Various	6:00	DR	80	27SI	Various	12:00
									
<b>7134-6R</b>					<b>7135-R</b>				
DR	85	15SI	Various	6:00	DR	80	27SI	1V	12:00
									

# PHOTO-ALTERNATORS / PHOTO-ALTERNATEURS / FOTO-ALTERNADORES

























Mfg.	Amp	Series Série Serie	Pulley Poulie Polea	Clock Horloge Reloj	Mfg.	Amp	Series Série Serie	Pulley Poulie Polea	Clock Horloge Reloj
<b>7137-6</b>					<b>7273-3</b>				<b>N7273-3</b>
DR	70	15SI	Various	6:00	DR	78	12SI	Various	3:00
									
<b>7145-3</b>					<b>7273-3R</b>				
DR	63	10SI	1V	3:00	DR	78	12SI	1V	3:00
									
<b>7145-6</b>					<b>7273-6</b>				
DR	63	10SI	1V	6:00	DR	78	12SI	Various	6:00
									
<b>7145-12</b>					<b>7273-9</b>				<b>N7273-9</b>
DR	63	10SI	1V	12:00	DR	78	12SI	Various	9:00
									
<b>7157</b>					<b>7273-9R</b>				
DR	100	27SI	Various	12:00	DR	78	12SI	1V	9:00
									
<b>7192-12</b>					<b>7273-12</b>				<b>N7273-12</b>
DR	85	15SI	1V	12:00	DR	78	12SI	Various	12:00
									

**PHOTO-ALTERNATORS / PHOTO-ALTERNATEURS / FOTO-ALTERNADORES**

























Mfg.	Amp	Series Série Serie	Pulley Poulie Polea	Clock Horloge Reloj	Mfg.	Amp	Series Série Serie	Pulley Poulie Polea	Clock Horloge Reloj
<b>7273-R</b>					<b>7287-6</b>				
DR	78	12SI	6S	12:00	DR	120	17SI	4S	6:00
									
<b>7278-6</b>					<b>7287-9</b>				
DR	78	12SI	1V	6:00	DR	120	17SI	5S	9:00
									
<b>7278-9</b>					<b>7287-12</b>				
DR	78	12SI	1V	9:00	DR	120	17SI	1V	12:00
									
<b>7278-12</b>					<b>7288-12</b>				
DR	78	12SI	1V	12:00	DR	120	17SI	6S	12:00
									
<b>7282-3</b>					<b>7290-3</b>				
DR	63	10SI	1V	3:00	DR	108	17SI	1V	3:00
									
<b>7282-9</b>					<b>7290-6</b>				
DR	63	10SI	1V	9:00	DR	108	17SI	Various	6:00
									



























# PHOTO-ALTERNATORS / PHOTO-ALTERNATEURS / FOTO-ALTERNADORES

Mfg.	Amp	Series Série Serie	Pulley Poulie Polea	Clock Horloge Reloj	Mfg.	Amp	Series Série Serie	Pulley Poulie Polea	Clock Horloge Reloj
<b>7290-9</b>					<b>7292-9</b>				<b>N7830-9</b>
DR	108	17SI	Various	9:00	DR	78	12SI	1V	9:00
									
<b>7290-12</b>				<b>N7290-12</b>	<b>7292-9R</b>				
DR	108	17SI	Various	12:00	DR	78	12SI	1V	9:00
									
<b>7291-12</b>					<b>7294-3</b>				<b>N7294-3</b>
DR	108	17SI	6S	12:00	DR	94	12SI	Various	3:00
									
<b>7292-3</b>					<b>7294-6</b>				
DR	78	12SI	Various	3:00	DR	94	12SI	Various	6:00
									
<b>7292-3R</b>					<b>7294-9</b>				<b>N7294-9</b>
DR	78	12SI	Various	3:00	DR	94	12SI	Various	9:00
									
<b>7292-6R</b>					<b>7294-12</b>				<b>N7294-12</b>
DR	78	12SI	6S	6:00	DR	94	12SI	Various	12:00
									

























**PHOTO-ALTERNATORS / PHOTO-ALTERNATEURS / FOTO-ALTERNADORES**

Mfg.	Amp	Series Série Serie	Pulley Poulie Polea	Clock Horloge Reloj	Mfg.	Amp	Series Série Serie	Pulley Poulie Polea	Clock Horloge Reloj
<b>7294-R</b>					<b>7521</b>				
DR	94	12SI	6S	12:00	CH	100	ER/EF	2V	
									
<b>7395</b>					<b>7537</b>				
MO	55	ER/EF	1V	12:00	CH	65	ER/IF	1V	
									
<b>7427</b>					<b>7546</b>				
MO	37	ER/EF	1V	12:00	CH	78	ER/IF	4S	
									
<b>7429</b>					<b>7549</b>				
MO	55	ER/EF	1V	12:00	CH	78	ER/IF	1V	
									
<b>7505</b>					<b>7552</b>				
CH	60	ER/IF	2V		CH	120	ER/EF	Various	12:00
									
<b>7509</b>					<b>7705-3</b>				<b>N7705-3</b>
CH	78	ER/IF	2V		FD	100	1G	Various	3:00
									

























# PHOTO-ALTERNATORS / PHOTO-ALTERNATEURS / FOTO-ALTERNADORES

Mfg.	Amp	Series Série Serie	Pulley Poulie Polea	Clock Horloge Reloj	Mfg.	Amp	Series Série Serie	Pulley Poulie Polea	Clock Horloge Reloj
<b>7705-9</b>				<b>N7705-9</b>	<b>7735-2</b>				<b>N7735-2</b>
FD	100	1G	Various	9:00	FD	75	2G	6S	1:00
									
<b>7705-12</b>				<b>N7705-12</b>	<b>7735-10</b>				<b>N7735-10</b>
FD	100	1G	Various	12:00	FD	75	2G	6S	10:00
									
<b>7716-2</b>				<b>N7735-2</b>	<b>7742</b>				<b>N7742</b>
FD	65	2G	Various	2:00	FD	100	1G	Various	9:00
									
<b>7716-10</b>				<b>N7735-10</b>	<b>7744-2</b>				<b>N7744-2</b>
FD	65	2G	Various	10:00	FD	80	2G	Various	2:00
									
<b>7732-2</b>				<b>N7732-2</b>	<b>7744-10</b>				<b>N7744-10</b>
FD	75	2G	Various	2:00	FD	80	2G	Various	10:00
									
<b>7732-10</b>				<b>N7732-10</b>	<b>7745-2</b>				<b>N7745-2</b>
FD	75	2G	Various	10:00	FD	80	2G	6S	2:00
									

























**PHOTO-ALTERNATORS / PHOTO-ALTERNATEURS / FOTO-ALTERNADORES**

Mfg.	Amp	Series Série Serie	Pulley Poulie Polea	Clock Horloge Reloj	Mfg.	Amp	Series Série Serie	Pulley Poulie Polea	Clock Horloge Reloj
<b>7746-2</b>				<b>N7746-2</b>	<b>7752</b>				<b>N7752</b>
FD	80	2G	6S	2:00	FD	130	3G	6S	7:00
									
<b>7748</b>				<b>N7748</b>	<b>7753</b>				<b>N7753</b>
FD	110	3G	6S	7:00	FD	95	3G	Various	
									
<b>7749-3</b>				<b>N7749-3</b>	<b>7755-3</b>				<b>N7755-3</b>
FD	95	3G	6S	3:00	FD	95	3G	6S	3:00
									
<b>7749-11</b>				<b>N7749-11</b>	<b>7755-11</b>				<b>N7755-11</b>
FD	85	3G	6S	11:00	FD	95	3G	Various	11:00
									
<b>7750</b>				<b>N7750</b>	<b>7756-3</b>				<b>N7756-3</b>
FD	95	3G	6S		FD	130	3G	Various	3:00
									
<b>7751</b>				<b>N7760</b>	<b>7756-7</b>				<b>N7756-7</b>
FD	75	3G	6S		FD	130	3G	5S	7:00
									

























# PHOTO-ALTERNATORS / PHOTO-ALTERNATEURS / FOTO-ALTERNADORES

Mfg.	Amp	Series Série Serie	Pulley Poulie Polea	Clock Horloge Reloj	Mfg.	Amp	Series Série Serie	Pulley Poulie Polea	Clock Horloge Reloj
<b>7760</b>				<b>N7760</b>	<b>7769</b>				<b>N7769</b>
FD	95	3G	5S	11:00	FD	130	3G	6S	2:00
									
<b>7763</b>					<b>7770</b>				<b>N7770</b>
LN	165	IR/EF	2V	12:00	FD	130	3G	6S	7:00
									
<b>7764</b>				<b>N7764</b>	<b>7771</b>				<b>N7771</b>
FD	130	3G	Various		FD	130	3G	6S	
									
<b>7765</b>				<b>N7765</b>	<b>7772</b>				
FD	130	3G	6S	7:00	LN	165	IR/EF	8S	12:00
									
<b>7767</b>					<b>7773</b>				<b>N7773</b>
LN	165	IR/EF	2V	12:00	FD	130	4G	6S	1:00
									
<b>7768</b>				<b>N7768</b>	<b>7774</b>				<b>N7774</b>
FD	130	3G	Various		FD	130	3G	6S	3:00
									

























**PHOTO-ALTERNATORS / PHOTO-ALTERNATEURS / FOTO-ALTERNADORES**

Mfg.	Amp	Series Série Serie	Pulley Poulie Polea	Clock Horloge Reloj	Mfg.	Amp	Series Série Serie	Pulley Poulie Polea	Clock Horloge Reloj
<b>7775</b>				<b>N7775</b>	<b>7784</b>				<b>N7784</b>
FD	130	3G	6S	10:00	FD	130	3G	6S	10:00
									
<b>7776</b>				<b>N7776</b>	<b>7786</b>				<b>N7786</b>
FD	130	3G	6S	10:00	FD	130	4G	6S	
									
<b>7777</b>				<b>N7777</b>	<b>7787</b>				<b>N7787</b>
FD	130	3G	6S	7:00	FD	130	4G	6S	4:00
									
<b>7780</b>				<b>N7780</b>	<b>7788</b>				<b>N7788</b>
FD	130	4G	6S	3:00	FD	110	6G	6S	7:00
									
<b>7780A</b>				<b>N7780A</b>	<b>7790</b>				<b>N7790</b>
FD	130	4G	6S	3:00	FD	95	3G	8S	10:00
									
<b>7781</b>				<b>N7781</b>	<b>7791</b>				<b>N7791</b>
FD	130	4G	6S	1:00	FD	130	3G	8S	10:00
									

# PHOTO-ALTERNATORS / PHOTO-ALTERNATEURS / FOTO-ALTERNADORES

























Mfg.	Amp	Series Série Serie	Pulley Poulie Polea	Clock Horloge Reloj	Mfg.	Amp	Series Série Serie	Pulley Poulie Polea	Clock Horloge Reloj
<b>7792</b>				<b>N7792</b>	<b>7798</b>				<b>N7798</b>
FD	130	3G	6S	2:00	FD	110	6G	8S	11:00
									
<b>7793</b>				<b>N7793</b>	<b>7799</b>				<b>N7799</b>
FD	75	3G	6S	10:00	FD	110	6G	8S	11:00
									
<b>7794</b>				<b>N7794</b>	<b>7801-3</b>				<b>N7801-3</b>
FD	95	3G	6S	3:00	DR	100	CS130	4S	3:00
									
<b>7795</b>				<b>N7795</b>	<b>7801-7</b>				<b>N7801-7</b>
FD	135	6G	6S	9:00	DR	105	CS130	6S	7:00
									
<b>7796</b>				<b>N7796</b>	<b>7801-11</b>				<b>N7801-11</b>
FD	110	6G	8S	3:00	DR	100	CS130	5S	11:00
									
<b>7797</b>				<b>N7797</b>	<b>7802-3</b>				<b>N7802-3</b>
FD	110	6G	8S	3:00	DR	105	CS130	Various	3:00
									

**PHOTO-ALTERNATORS / PHOTO-ALTERNATEURS / FOTO-ALTERNADORES**

























Mfg.	Amp	Series Série Serie	Pulley Poulie Polea	Clock Horloge Reloj	Mfg.	Amp	Series Série Serie	Pulley Poulie Polea	Clock Horloge Reloj
<b>7802-7</b>					<b>7806-2</b>				<b>N7806-2</b>
DR	105	CS130	Various	7:00	DR	120	CS144	6S	2:00
									
<b>7802-11</b>				<b>N7802-11</b>	<b>7812-11</b>				
DR	105	CS130	Various	11:00	DR	120	CS144	6S	11:00
									
<b>7803-7</b>					<b>7817-7</b>				
DR	100	CS130	6S	7:00	DR	61	CS121	6S	7:00
									
<b>7804-11</b>					<b>7818-3</b>				
DR	105	CS130	6S	11:00	DR	74	CS121	6S	3:00
									
<b>7805-5</b>					<b>7818-7</b>				
DR	120	CS144	6S	4:00	DR	74	CS121	6S	7:00
									
<b>7805-11</b>					<b>7819-11</b>				<b>N7933-11</b>
DR	120	CS130	6S	11:00	DR	80	CS121	5S	11:00
									



























# PHOTO-ALTERNATORS / PHOTO-ALTERNATEURS / FOTO-ALTERNADORES

Mfg.	Amp	Series Série Serie	Pulley Poulie Polea	Clock Horloge Reloj	Mfg.	Amp	Series Série Serie	Pulley Poulie Polea	Clock Horloge Reloj
<b>7820-11</b>				<b>N7820-11</b>	<b>7858-11</b>				<b>N7858-11</b>
DR	100	CS130	Various	11:00	DR	105	CS130	5S	11:00
									
<b>7830-3</b>					<b>7859-7</b>				
DR	94	12SI	6S	3:00	DR	105	CS130	6S	7:00
									
<b>7830-3R</b>					<b>7860-3</b>				<b>N7860-3</b>
DR	94	12SI	6S	3:00	DR	100	CS130	6S	3:00
									
<b>7830-9</b>				<b>N7830-9</b>	<b>7860-7</b>				<b>N7860-7</b>
DR	94	12SI	1V	9:00	DR	105	CS130	6S	7:00
									
<b>7830-9R</b>					<b>7860-11</b>				<b>N7860-11</b>
DR	94	12SI	1V	9:00	DR	105	CS130	Various	11:00
									
<b>7854-9</b>					<b>7861-3</b>				<b>N7861-3</b>
DR	108	17SI	6S	9:00	DR	105	CS130	6S	3:00
									

























**PHOTO-ALTERNATORS / PHOTO-ALTERNATEURS / FOTO-ALTERNADORES**

Mfg.	Amp	Series Série Serie	Pulley Poulie Polea	Clock Horloge Reloj	Mfg.	Amp	Series Série Serie	Pulley Poulie Polea	Clock Horloge Reloj
<b>7861-7</b>				<b>N7861-7</b>	<b>7873-11</b>				<b>N7902-11</b>
DR	105	CS130	Various	7:00	DR	61	CS121	6S	11:00
									
<b>7861-11</b>				<b>N7861-11</b>	<b>7888-3</b>				<b>N7888-3</b>
DR	105	CS130	Various	11:00	DR	105	CS130	1V	3:00
									
<b>7863-2</b>					<b>7888-7</b>				
DR	124	CS144	6S	1:00	DR	105	CS130	6S	7:00
									
<b>7864-2</b>					<b>7888-11</b>				<b>N7888-11</b>
DR	124	CS144	6S	1:00	DR	105	CS130	6S	11:00
									
<b>7864-5</b>					<b>7901-2</b>				<b>N7901-2</b>
DR	124	CS144	6S	5:00	DR	124	CS144	Various	2:00
									
<b>7864-11</b>				<b>N7864-11</b>	<b>7901-5</b>				
DR	120	CS144	6S	11:00	DR	124	CS144	5S	4:00
									

























# PHOTO-ALTERNATORS / PHOTO-ALTERNATEURS / FOTO-ALTERNADORES

Mfg.	Amp	Series Série Serie	Pulley Poulie Polea	Clock Horloge Reloj	Mfg.	Amp	Series Série Serie	Pulley Poulie Polea	Clock Horloge Reloj
<b>7901-7</b>					<b>7917-11</b>				<b>N7917-11</b>
DR	124	CS144	6S	7:00	DR	105	CS130	6S	11:00
									
<b>7901-11</b>					<b>7918-5</b>				
DR	124	CS144	Various	11:00	DR	120	CS144	6S	4:00
									
<b>7902-11</b>				<b>N7902-11</b>	<b>7918-7</b>				
DR	100	CS130	6S	11:00	DR	124	CS144	6S	7:00
									
<b>7904-2</b>					<b>7926-7</b>				<b>N7860-7</b>
DR	120	CS144	6S	1:00	DR	74	CS121	6S	7:00
									
<b>7910-3</b>				<b>N7910-3</b>	<b>7929</b>				
DR	100	CS130	6S	3:00	DR	65	CS121	5S	3:00
									
<b>7914-11</b>				<b>N7914-11</b>	<b>7933-11</b>				<b>N7933-11</b>
DR	105	CS130	6S	11:00	DR	105	CS130	5S	11:00
									

























**PHOTO-ALTERNATORS / PHOTO-ALTERNATEURS / FOTO-ALTERNADORES**

Mfg.	Amp	Series Série Serie	Pulley Poulie Polea	Clock Horloge Reloj	Mfg.	Amp	Series Série Serie	Pulley Poulie Polea	Clock Horloge Reloj
<b>7934-12</b>					<b>7949</b>				
DR	120	17SI	6S	12:00	DR	60	CS121	4S	12:00
									
<b>7937-11</b>				<b>N7801-11</b>	<b>7954</b>				
DR	80	CS121	5S	11:00	DR	70	CS121	5S	4:00
									
<b>7937-3</b>				<b>N7801-3</b>	<b>7955-7</b>				
DR	74	CS121	4S	3:00	DR	124	CS144	6S	7:00
									
<b>7937-7</b>				<b>N7801-7</b>	<b>7966-2</b>				<b>N7966-2</b>
DR	74	CS121	6S	7:00	DR	140	CS144	6S	1:00
									
<b>7939-3</b>				<b>N7939-3</b>	<b>7968</b>				
DR	105	CS130	6S	3:00	DR	85	CS121	4S	12:00
									
<b>7942-2</b>				<b>N7942-2</b>	<b>7969-2</b>				<b>N7969-2</b>
DR	120	CS144	6S	1:00	DR	140	CS144	6S	1:00
									

























# PHOTO-ALTERNATORS / PHOTO-ALTERNATEURS / FOTO-ALTERNADORES

Mfg.	Amp	Series Série Serie	Pulley Poulie Polea	Clock Horloge Reloj	Mfg.	Amp	Series Série Serie	Pulley Poulie Polea	Clock Horloge Reloj
<b>7973</b>				<b>N7973</b>	<b>8009-5</b>				
DR	96	CS130	6S		DR	124	CS144	6S	5:00
									
<b>7984-2</b>					<b>8103-7</b>				<b>N8103-7</b>
DR	140	CS144	6S	1:00	DR	105	CS130	6S	7:00
									
<b>7984-5</b>					<b>8103-11</b>				<b>N8103-11</b>
DR	140	CS144	6S	5:00	DR	105	CS130	6S	11:00
									
<b>7984-7</b>					<b>8106-7</b>				<b>N13240</b>
DR	140	CS144	6S	7:00	DR	74	CS121	5S	7:00
									
<b>7985-2</b>					<b>8112-5</b>				<b>N8112-5</b>
DR	124	CS144	6S	1:00	DR	140	CS144	6S	5:00
									
<b>7985-11</b>					<b>8113-11</b>				
DR	124	CS144	6S	10:00	DR	140	CS144	6S	10:00
									

























**PHOTO-ALTERNATORS / PHOTO-ALTERNATEURS / FOTO-ALTERNADORES**

Mfg.	Amp	Series Série Serie	Pulley Poulie Polea	Clock Horloge Reloj	Mfg.	Amp	Series Série Serie	Pulley Poulie Polea	Clock Horloge Reloj
<b>8114-3</b>				<b>N8114-3</b>	<b>8136-2</b>				
DR	105	CS130	6S	3:00	DR	140	CS144	6S	1:00
									
<b>8119-7</b>				<b>N8119-7</b>	<b>8137-7</b>				<b>N8137-7</b>
DR	124	CS144	6S	7:00	DR	105	CS130	6S	7:00
									
<b>8127-11</b>				<b>N8127-11</b>	<b>8137-11</b>				<b>N8137-11</b>
DR	140	CS144	6S	10:00	DR	105	CS130	6S	11:00
									
<b>8128</b>				<b>N13482</b>	<b>8153</b>				
DR	80	CS121	5S		DR	70	CS121	5S	12:00
									
<b>8130-11</b>				<b>N8130-11</b>	<b>8155-3</b>				<b>N8155-3</b>
DR	105	CS130	6S	11:00	DR	105	CS130	6S	3:00
									
<b>8134-7</b>					<b>8156-3</b>				<b>N8156-3</b>
DR	140	CS144	6S	7:00	DR	105	CS130	6S	3:00
									

**PHOTO-ALTERNATORS / PHOTO-ALTERNATEURS / FOTO-ALTERNADORES**

























Mfg.	Amp	Series Série Serie	Pulley Poulie Polea	Clock Horloge Reloj	Mfg.	Amp	Series Série Serie	Pulley Poulie Polea	Clock Horloge Reloj
<b>8158-5</b>					<b>8165-3</b>				<b>N8165-3</b>
DR	105	CS130D	6S	5:00	DR	105	CS130	6S	3:00
									
<b>8160-5</b>				<b>N8160-5</b>	<b>8165-7</b>				<b>N8165-7</b>
DR	100	CS130D	6S	5:00	DR	105	CS130	Various	7:00
									
<b>8160-7</b>				<b>N8160-7</b>	<b>8165-11</b>				<b>N8165-11</b>
DR	100	CS130D	6S	7:00	DR	105	CS130	6S	11:00
									
<b>8160-11</b>				<b>N8160-11</b>	<b>8166-11</b>				<b>N8166-11</b>
DR	105	CS130D	6S	11:00	DR	105	CS130	Various	11:00
									
<b>8163-2</b>					<b>8167-11</b>				<b>N8167-11</b>
DR	124	CS144	5S	1:00	DR	105	CS130	5S	11:00
									
<b>8163-11</b>					<b>8169-11</b>				<b>N8169-11</b>
DR	124	CS144	6S	11:00	DR	105	CS130	5S	11:00
									

**PHOTO-ALTERNATORS / PHOTO-ALTERNATEURS / FOTO-ALTERNADORES**

























Mfg.	Amp	Series Série Serie	Pulley Poulie Polea	Clock Horloge Reloj	Mfg.	Amp	Series Série Serie	Pulley Poulie Polea	Clock Horloge Reloj
<b>8169-7</b>				<b>N8169-7</b>	<b>8175-11</b>				
DR	105	CS130	6S	7:00	DR	124	CS144	6S	11:00
									
<b>8170-11</b>					<b>8179-7</b>				<b>N7861-7</b>
DR	140	CS144	6S	10:00	DR	80	CS121	5S	7:00
									
<b>8171-7</b>				<b>N8171-7</b>	<b>8183-5</b>				<b>N8183-5</b>
DR	105	CS130	6S	7:00	DR	140	CS144	6S	4:00
									
<b>8172-7</b>				<b>N8172-7</b>	<b>8188-11</b>				<b>N8188-11</b>
DR	140	CS144	6S	7:00	DR	140	CS144	6S	10:00
									
<b>8173-2</b>				<b>N8173-2</b>	<b>8189-7</b>				<b>N8189-7</b>
DR	140	CS144	6S	1:00	DR	105	CS130	5S	7:00
									
<b>8174-5</b>					<b>8190-11</b>				
DR	140	CS144	6S	5:00	DR	105	CS130D	5S	11:00
									



























# PHOTO-ALTERNATORS / PHOTO-ALTERNATEURS / FOTO-ALTERNADORES

Mfg.	Amp	Series Série Serie	Pulley Poulie Polea	Clock Horloge Reloj	Mfg.	Amp	Series Série Serie	Pulley Poulie Polea	Clock Horloge Reloj
<b>8191-5</b>					<b>8200-11</b>				<b>N8200-11</b>
DR	140	CS144	6S	4:00	DR	105	CS130D	6S	11:00
									
<b>8192-5</b>				<b>N8192-5</b>	<b>8202-7</b>				<b>N8202-7</b>
DR	140	CS144	6S	4:00	DR	105	CS130	6S	7:00
									
<b>8193-5</b>				<b>N8193-5</b>	<b>8203-5</b>				<b>N8203-5</b>
DR	124	CS144	6S	4:00	DR	124	CS144	6S	5:00
									
<b>8194-7</b>				<b>N8194-7</b>	<b>8204-11</b>				<b>N8204-11</b>
DR	140	CS144	6S	7:00	DR	145	CS144	6S	11:00
									
<b>8197-7</b>				<b>N8197-7</b>	<b>8206-5</b>				<b>N8206-5</b>
DR	105	CS130D	5S	7:00	DR	105	CS130D	6S	5:00
									
<b>8199-2</b>				<b>N8199-2</b>	<b>8208-2</b>				<b>N8208-2</b>
DR	105	CS130D	5S	2:00	DR	105	CS130D	5S	2:00
									

























**PHOTO-ALTERNATORS / PHOTO-ALTERNATEURS / FOTO-ALTERNADORES**

Mfg.	Amp	Series Série Serie	Pulley Poulie Polea	Clock Horloge Reloj	Mfg.	Amp	Series Série Serie	Pulley Poulie Polea	Clock Horloge Reloj
<b>8209-5</b>				<b>N8209-5</b>	<b>8218-2</b>				
DR	124	CS144	6S	5:00	DR	140	CS144	6S	1:00
									
<b>8213-7</b>				<b>N8213-7</b>	<b>8219-5</b>				<b>N8219-5</b>
DR	140	CS144	6S	7:00	DR	140	CS144	6S	5:00
									
<b>8214-11</b>					<b>8220</b>				<b>N8220</b>
DR	124	CS144	6S	11:00	DR	105	CS130D	6S	2:00
									
<b>8215</b>				<b>N8215</b>	<b>8221-5</b>				
DR	96	CS130	5S		DR	145	CS144	6S	5:00
									
<b>8216-5</b>				<b>N8216-5</b>	<b>8222-3</b>				<b>N8222-3</b>
DR	105	CS130D	6S	5:00	DR	105	CS130D	6S	3:00
									
<b>8217-3</b>				<b>N8114-3</b>	<b>8223-7</b>				<b>N8223-7</b>
DR	105	CS130	6S	3:00	DR	105	CS130D	6S	7:00
									

























# PHOTO-ALTERNATORS / PHOTO-ALTERNATEURS / FOTO-ALTERNADORES

Mfg.	Amp	Series Série Serie	Pulley Poulie Polea	Clock Horloge Reloj	Mfg.	Amp	Series Série Serie	Pulley Poulie Polea	Clock Horloge Reloj
<b>8224-11</b>				<b>N8224-11</b>	<b>8230-7</b>				<b>N8230-7</b>
DR	105	CS130D	6S	11:00	DR	105	CS130D	6S	7:00
									
<b>8225-7</b>				<b>N8225-7</b>	<b>8231-5</b>				<b>N8231-5</b>
DR	105	CS130	6S	7:00	DR	105	CS130D	6S	5:00
									
<b>8226-11</b>				<b>N8226-11</b>	<b>8232</b>				<b>N8232</b>
DR	140	CS144	6S	11:00	DR	90	CS121D	5S	3:00
									
<b>8227-5</b>				<b>N8206-5</b>	<b>8233-7</b>				<b>N8233-7</b>
DR	100	CS130D	6S	5:00	DR	100	CS130D	6S	7:00
									
<b>8228-7</b>				<b>N8228-7</b>	<b>8234-5</b>				<b>N8234-5</b>
DR	102	CS130D	5S	7:00	DR	110	CS130D	6S	5:00
									
<b>8229-7</b>				<b>N8229-7</b>	<b>8235</b>				<b>N8235</b>
DR	102	CS130D	6S	7:00	DR	125	AD237	6S	12:00
									

























**PHOTO-ALTERNATORS / PHOTO-ALTERNATEURS / FOTO-ALTERNADORES**

Mfg.	Amp	Series Série Serie	Pulley Poulie Polea	Clock Horloge Reloj	Mfg.	Amp	Series Série Serie	Pulley Poulie Polea	Clock Horloge Reloj
<b>8236</b>					<b>8244</b>				
DR	140	LR630	6S	5:00	DR	125	AD237	6S	12:00
									
<b>8237</b>				<b>N8237</b>	<b>8245</b>				<b>N8245</b>
DR	130	AD244	6S	3:00	DR	105	AD230	6S	12:00
									
<b>8239</b>				<b>N8239</b>	<b>8246-5</b>				<b>N8246-5</b>
DR	100	CS130D	6S	6:00	DR	105	CS130D	6S	5:00
									
<b>8241</b>				<b>N8241</b>	<b>8247</b>				<b>N8247</b>
DR	125	AD237	6SC	12:00	DR	105	AD230	6S	
									
<b>8242-5</b>				<b>N8242-5</b>	<b>8248-11</b>				<b>N8248-11</b>
DR	102	CS130D	6S	5:00	DR	140	CS144	6S	11:00
									
<b>8243-5</b>				<b>N8243-5</b>	<b>8249-7</b>				<b>N8249-7</b>
DR	110	CS130D	6S	5:00	DR	102	CS130D	6S	7:00
									

























# PHOTO-ALTERNATORS / PHOTO-ALTERNATEURS / FOTO-ALTERNADORES

Mfg.	Amp	Series Série Serie	Pulley Poulie Polea	Clock Horloge Reloj	Mfg.	Amp	Series Série Serie	Pulley Poulie Polea	Clock Horloge Reloj
<b>8250</b>				<b>N8250</b>	<b>8256</b>				<b>N8256</b>
FD	105	6G	6S	11:00	FD	110	6G	6S	7:00
									
<b>8251</b>				<b>N8251</b>	<b>8257</b>				
FD	130	4G	8S	1:00	FD	105	6G	6SC	10:00
									
<b>8252</b>				<b>N8252</b>	<b>8258</b>				<b>N8258</b>
FD	105	6G	6S	10:00	FD	95	3G	6S	3:00
									
<b>8253</b>				<b>N8253</b>	<b>8259</b>				<b>N8259</b>
FD	135	6G	6S		FD	110	6G	6S	3:00
									
<b>8254</b>				<b>N8254</b>	<b>8260</b>				<b>N8260</b>
FD	110	6G	6S	3:00	FD	110	6G	6S	4:00
									
<b>8255</b>				<b>N8255</b>	<b>8261</b>				<b>N8261</b>
FD	105	6G	6S	10:00	FD	110	6G	6S	3:00
									

























## PHOTO-ALTERNATORS / PHOTO-ALTERNATEURS / FOTO-ALTERNADORES

Mfg.	Amp	Series Série Serie	Pulley Poulie Polea	Clock Horloge Reloj	Mfg.	Amp	Series Série Serie	Pulley Poulie Polea	Clock Horloge Reloj
<b>8263</b>				<b>N8263</b>	<b>8269</b>				<b>N8269</b>
FD	105	6G	6S	7:00	FD	130	4G	6S	3:00
									
<b>8264</b>				<b>N8264</b>	<b>8270-7</b>				<b>N8270-7</b>
FD	110	6G	6S	11:00	DR	105	CS130D	6S	7:00
									
<b>8265</b>				<b>N8265</b>	<b>8272-11</b>				<b>N8272-11</b>
FD	110	6G	6S	11:00	DR	105	CS130D	6S	10:00
									
<b>8266</b>				<b>N8266</b>	<b>8273</b>				<b>N8273</b>
FD	105	6G	6S	7:00	DR	105	AD230	6S	3:00
									
<b>8267</b>				<b>N8267</b>	<b>8274</b>				<b>N8274</b>
FD	130	3G	8S	10:00	DR	130	AD244	6S	3:00
									
<b>8268</b>				<b>N8268</b>	<b>8275-2</b>				<b>N8275-2</b>
FD	110	6G	6S	7:00	DR	105	CS130D	5S	2:00
									

**PHOTO-ALTERNATORS / PHOTO-ALTERNATEURS / FOTO-ALTERNADORES**























Mfg.	Amp	Series Série Serie	Pulley Poulie Polea	Clock Horloge Reloj	Mfg.	Amp	Series Série Serie	Pulley Poulie Polea	Clock Horloge Reloj
<b>8276-7</b>				<b>N8276-7</b>	<b>8283</b>				<b>N8283</b>
DR	105	CS130D	5S	7:00	DR	100	CS130D	6S	5:00
									
<b>8277</b>				<b>N8277</b>	<b>8284</b>				<b>N8284</b>
DR	125	AD237	6S	8:00	DR	125	AD237	6S	12:00
									
<b>8278</b>				<b>N8278</b>	<b>8286</b>				<b>N8286</b>
DR	125	AD237	6S	12:00	DR	125	AD237	6S	12:00
									
<b>8280</b>				<b>N8280</b>	<b>8287</b>				<b>N8287</b>
DR	85	CS121D	5S	4:00	DR	105	AD230	6S	
									
<b>8281</b>				<b>N8281</b>	<b>8290</b>				<b>N8290</b>
DR	105	11SI	6S	1:00	DR	150	AD244	6S	3:00
									
<b>8282</b>					<b>8292</b>				<b>N8292</b>
DR	85	CS121D	6S	1:00	DR	145	AD244	6S	2:00
									

**PHOTO-ALTERNATORS / PHOTO-ALTERNATEURS / FOTO-ALTERNADORES**

























Mfg.	Amp	Series Série Serie	Pulley Poulie Polea	Clock Horloge Reloj	Mfg.	Amp	Series Série Serie	Pulley Poulie Polea	Clock Horloge Reloj
<b>8293</b>				<b>N8293</b>	<b>8302</b>				<b>N8302</b>
DR	125	AD237	6SC	12:00	DR	145	DR44G	6S	
									
<b>8294</b>					<b>8303</b>				<b>N8303</b>
DR	140	LR630	6S	5:00	FD	135	6G	6SC	10:00
									
<b>8296</b>					<b>8304</b>				<b>N8304</b>
DR	105	CS130D	6S	11:00	FD	105	6G	8S	11:00
									
<b>8299</b>					<b>8305</b>				<b>N8305</b>
DR	145	AD244	6SC	12:00	FD	110	6G	6S	10:00
									
<b>8300</b>				<b>N8300</b>	<b>8306</b>				<b>N8306</b>
FD	130	3G	6S	10:00	FD	110	6G	8S	3:00
									
<b>8301</b>				<b>N8301</b>	<b>8307</b>				<b>N8307</b>
DR	160	DR44G	6S	11:00	FD	135	6G	8S	3:00
									



























**PHOTO-ALTERNATORS / PHOTO-ALTERNATEURS / FOTO-ALTERNADORES**

Mfg.	Amp	Series Série Serie	Pulley Poulie Polea	Clock Horloge Reloj	Mfg.	Amp	Series Série Serie	Pulley Poulie Polea	Clock Horloge Reloj
<b>8308</b>				<b>N8308</b>	<b>8314</b>				<b>N8314</b>
FD	110	4G	6S	4:00	FD	130	4G	6SC	1:00
									
<b>8309</b>				<b>N8309</b>	<b>8315</b>				<b>N8315</b>
FD	105	6G	6S	11:00	FD	135	6G	6S	10:00
									
<b>8310</b>				<b>N8310</b>	<b>8316</b>				<b>N8316</b>
FD	110	6G	6S	9:00	FD	110	6G	8S	3:00
									
<b>8311</b>				<b>N8311</b>	<b>8317</b>				<b>N8317</b>
FD	110	6G	6S	9:00	FD	110	6G	8S	11:00
									
<b>8312</b>				<b>N8312</b>	<b>8318</b>				<b>N8318</b>
FD	130	4G	8S	11:00	FD	110	6G	6S	10:00
									
<b>8313</b>				<b>N8313</b>	<b>8319</b>				
FD	130	4G	6S	1:00	FD	130	3G	6S	
					<p><i>No Photo Available Acune Photo Disponibile Ninguna Foto Disponible</i></p>				

























**PHOTO-ALTERNATORS / PHOTO-ALTERNATEURS / FOTO-ALTERNADORES**

Mfg.	Amp	Series Série Serie	Pulley Poulie Polea	Clock Horloge Reloj	Mfg.	Amp	Series Série Serie	Pulley Poulie Polea	Clock Horloge Reloj
<b>8401</b>				<b>N8401</b>	<b>8407</b>				<b>N8407</b>
FD	130	4G	6S	3:00	FD	110	6G	6SC	2:00
									
<b>8402</b>				<b>N8402</b>	<b>8408</b>				<b>N8408</b>
FD	130	4G	6SC	3:00	FD	135	6G	6S	3:00
									
<b>8403</b>				<b>N8403</b>	<b>8418</b>				<b>N8418</b>
FD	130	4G	6S	2:00	FD	110	6G	6SC	11:00
									
<b>8404</b>				<b>N8404</b>	<b>8429</b>				<b>N8429</b>
FD	130	4G	6SC	3:00	FD	130	3G	6S	10:00
									
<b>8405</b>				<b>N8405</b>	<b>8436</b>				<b>N8436</b>
FD	130	4G	6S	3:00	FD	130	4G	6SC	1:00
									
<b>8406</b>				<b>N8406</b>	<b>8437</b>				<b>N8437</b>
FD	110	6G	6S	3:00	FD	135	6G	6S	1:00
									

























# PHOTO-ALTERNATORS / PHOTO-ALTERNATEURS / FOTO-ALTERNADORES

Mfg.	Amp	Series Série Serie	Pulley Poulie Polea	Clock Horloge Reloj	Mfg.	Amp	Series Série Serie	Pulley Poulie Polea	Clock Horloge Reloj
<b>8439</b>					<b>8446</b>				<b>N8446</b>
FD	115	RC	6SC	3:00	FD	130	3G	6S	2:00
									
<b>8440</b>				<b>N8440</b>	<b>8447</b>				<b>N8447</b>
FD	115	RC	6S	3:00	FD	110	6G	6S	2:00
									
<b>8442</b>				<b>N8442</b>	<b>8448</b>				
FD	130	4G	6S	3:00	FD	135	6G	6S	2:00
									
<b>8443</b>				<b>N8443</b>	<b>8472</b>				<b>N8472</b>
FD	110	6G	6S	10:00	FD	135	6G	6S	9:00
									
<b>8444</b>				<b>N8444</b>	<b>8473</b>				<b>N8473</b>
FD	135	6G	6SC	10:00	FD	135	6G	6S	10:00
									
<b>8445</b>				<b>N8445</b>	<b>8474</b>				
FD	110	6G	8S	3:00	FD	130	4G	6S	3:00
									

















**PHOTO-ALTERNATORS / PHOTO-ALTERNATEURS / FOTO-ALTERNADORES**

Mfg.	Amp	Series Série Serie	Pulley Poulie Polea	Clock Horloge Reloj	Mfg.	Amp	Series Série Serie	Pulley Poulie Polea	Clock Horloge Reloj
<b>8475</b>					<b>8485</b>				
FD	130	IR/IF	6S		DR	130	AD221	6S	11:00
									
<b>8477</b>					<b>8486</b>				
FD	120	4G	6S	4:00	DR	95	IR/IF	5S	
									
<b>8478</b>				<b>N8478</b>	<b>8487</b>				
FD	135	6G	8S	10:00	DR	150	IR/IF		
									
<b>8479</b>				<b>N8479</b>	<b>8489</b>				<b>N8489</b>
FD	110	6G	8S	10:00	DR	145	DR44G	6SC	3:00
									
<b>8483</b>				<b>N8483</b>	<b>8497</b>				<b>N8497</b>
DR	85	AD221	6S	3:00	DR	150	DR44G	6S	4:00
									
<b>8484</b>				<b>N8484</b>	<b>8498</b>				<b>N8498</b>
DR	105	AD221	6S	12:00	DR	150	DR44G	6S	4:00
									

























# PHOTO-ALTERNATORS / PHOTO-ALTERNATEURS / FOTO-ALTERNADORES

Mfg.	Amp	Series Série Serie	Pulley Poulie Polea	Clock Horloge Reloj	Mfg.	Amp	Series Série Serie	Pulley Poulie Polea	Clock Horloge Reloj
<b>8499</b>					<b>8518</b>				
DR	145	DR44G	6SC	12:00	FD	110	6G	6S	11:00
									
<b>8511</b>					<b>8519</b>				<b>N8519</b>
FD	130	4G	6S	3:00	FD	130	3G	6S	2:00
									
<b>8512</b>					<b>8520</b>				
FD	120	4G	6SC	3:00	FD	130	3G	6S	2:00
									
<b>8513</b>					<b>8521</b>				<b>N8521</b>
FD		6G	6SC	2:00	FD	105	6G	6S	7:00
									
<b>8516</b>				<b>N8516</b>	<b>8522</b>				
FD	135	6G	6SC	2:00	FD	120	4G	8S	4:00
									
<b>8517</b>					<b>8550</b>				
FD	110	6G	6S	10:00	DR	145	DR37	6S	
									

























**PHOTO-ALTERNATORS / PHOTO-ALTERNATEURS / FOTO-ALTERNADORES**

Mfg.	Amp	Series Série Serie	Pulley Poulie Polea	Clock Horloge Reloj	Mfg.	Amp	Series Série Serie	Pulley Poulie Polea	Clock Horloge Reloj
<b>9005</b>					<b>9410</b>				
DR	30	ER/EF			DR	25	ER/EF		
<b>9010</b>					<b>10240</b>				
DR	25	ER/EF			DR	20	ER/EF		
<b>9112</b>					<b>11000</b>				
PL	30	ER/EF			ND	140	IR/IF	6S	9:00
<b>9202</b>					<b>11001</b>				
DR	35	ER/EF			VA	95	IR/IF	4S	4:00
<b>9205</b>					<b>11003</b>				
DR	45	ER/EF			ND	130	IR/IF	6S	9:00
<b>9213</b>					<b>11004</b>				
PL	45	ER/EF			MI	110	IR/IF	6S	9:00

**PHOTO-ALTERNATORS / PHOTO-ALTERNATEURS / FOTO-ALTERNADORES**

























Mfg.	Amp	Series Série Serie	Pulley Poulie Polea	Clock Horloge Reloj	Mfg.	Amp	Series Série Serie	Pulley Poulie Polea	Clock Horloge Reloj
<b>11005</b>					<b>11011</b>				<b>N11011</b>
MI	90	PD/IF	6S	3:00	VA	90	IR/IF	4S	11:00
									
<b>11006</b>					<b>11012</b>				
MI	110	PD/IF	6S	11:30	VA	120	IR/IF	5S	1:00
									
<b>11007</b>					<b>11013</b>				
MI	110	PD/IF	6S	3:00	VA	120	IR/IF	6S	1:00
									
<b>11008</b>				<b>N11008</b>	<b>11014</b>				
MI	90	PD/IF	6S	8:45	VA	110	IR/IF	4S	4:00
									
<b>11009</b>					<b>11015</b>				<b>N11015</b>
HI	110	IR/IF	6S	10:00	VA	110	IR/IF	6S	1:00
									
<b>11010</b>					<b>11016</b>				<b>N11016</b>
HI	100	IR/IF	6S	4:00	VA	120	IR/IF	6S	2:00
									

**PHOTO-ALTERNATORS / PHOTO-ALTERNATEURS / FOTO-ALTERNADORES**

























Mfg.	Amp	Series Série Serie	Pulley Poulie Polea	Clock Horloge Reloj	Mfg.	Amp	Series Série Serie	Pulley Poulie Polea	Clock Horloge Reloj
<b>11017</b>					<b>11024</b>				
VA	120	IR/IF	6S	1:00	MI	110	IR/IF	5S	11:00
									
<b>11018</b>					<b>11025</b>				
VA	145	IR/IF	6S	1:00	MI	100	PD/IF	5S	12:00
									
<b>11020</b>					<b>11026</b>				
VA	110	IR/IF	6S	1:00	MI	190	IR/IF	6SD	12:30
									
<b>11021</b>					<b>11027</b>				
VA	105	IR/IF	6S	11:00	HI	100	IR/IF	5S	4:00
									
<b>11022</b>					<b>11028</b>				
VA	125	IR/IF	6SC	6:00	MI	90	IR/IF	6S	4:00
									
<b>11023</b>					<b>11029</b>				
VA	125	IR/IF	6S	11:00	MI	110	IR/IF	6S	12:00
									



























# PHOTO-ALTERNATORS / PHOTO-ALTERNATEURS / FOTO-ALTERNADORES

Mfg.	Amp	Series Série Serie	Pulley Poulie Polea	Clock Horloge Reloj	Mfg.	Amp	Series Série Serie	Pulley Poulie Polea	Clock Horloge Reloj
<b>11030</b>					<b>11036</b>				
ND	130	IR/IF	6S	11:00	ND	140	IR/IF	6S	8:30
									
<b>11031</b>					<b>11037</b>				
ND	115	IR/IF	6S	12:00	ND	150	IR/IF	6S	5:00
									
<b>11032</b>					<b>11038</b>				
ND	130	IR/IF	6S	2:00	ND	150	IR/IF	5S	8:00
									
<b>11033</b>					<b>11039</b>				
ND	100	IR/IF	6S	2:00	ND	130	ER/IF	7S	3:00
									
<b>11034</b>					<b>11040</b>				
ND	100	IR/IF	7S	2:00	ND	130	ER/IF	4S	12:00
									
<b>11035</b>					<b>11041</b>				
ND	140	IR/IF	6S	8:30	BO	120	IR/IF	6SC	5:00
									

























**PHOTO-ALTERNATORS / PHOTO-ALTERNATEURS / FOTO-ALTERNADORES**

Mfg.	Amp	Series Série Serie	Pulley Poulie Polea	Clock Horloge Reloj	Mfg.	Amp	Series Série Serie	Pulley Poulie Polea	Clock Horloge Reloj
<b>11042</b>					<b>11048</b>				
BO	150	IR/IF	6S	1:00	ND	160	ER/IF	6S	3:00
									
<b>11043</b>					<b>11049</b>				
BO	140	IR/IF	5SD	2:00	ND	105	IR/IF	6S	12:00
									
<b>11044</b>					<b>11050</b>				
ND	140	IR/IF	6S	2:00	VA	120	IR/IF	6S	10:00
									
<b>11045</b>					<b>11051</b>				
BO	105	IR/IF	6S	12:00	MI	110	IR/IF	6S	9:00
									
<b>11046</b>					<b>11052</b>				
ND	150	IR/IF	6S	2:00	MI	110	IR/IF	6S	9:00
									
<b>11047</b>				<b>N11047</b>	<b>11053</b>				
VA	100	IR/LC	6S	5:00	MI	90	IR/IF	6S	4:00
									

























# PHOTO-ALTERNATORS / PHOTO-ALTERNATEURS / FOTO-ALTERNADORES

Mfg.	Amp	Series Série Serie	Pulley Poulie Polea	Clock Horloge Reloj	Mfg.	Amp	Series Série Serie	Pulley Poulie Polea	Clock Horloge Reloj
<b>11054</b>					<b>11060</b>				
ND	150	IR/IF	5SC	9:00	DR	190	IR/LC	7S	
									
<b>11055</b>					<b>11061</b>				
MI	110	IR/IF	6S	2:00	DR	190	IR/LC	7SC	8:00
									
<b>11056</b>					<b>11062</b>				
MI	110	IR/IF	7S	12:00	ND	125	IR/IF	6S	11:15
									
<b>11057</b>					<b>11063</b>				<b>N11063</b>
MI	105	IR/IF	6S	2:00	ND	145	ER/IF	6SC	9:00
									
<b>11058</b>					<b>11064</b>				
MI	90	IR/IF	5S	11:00	BO	150	IR/IF	6SC	12:00
									
<b>11059</b>					<b>11065</b>				
DR	150	IR/IF	7S	8:00	BO	150	IR/IF	6S	11:00
									























**PHOTO-ALTERNATORS / PHOTO-ALTERNATEURS / FOTO-ALTERNADORES**

Mfg.	Amp	Series Série Serie	Pulley Poulie Polea	Clock Horloge Reloj	Mfg.	Amp	Series Série Serie	Pulley Poulie Polea	Clock Horloge Reloj
<b>11066</b>					<b>11072</b>				
VA	120	IR/IF	7SC		VA	115	IR/IF	5S	
									
<b>11067</b>					<b>11073</b>				<b>N11073</b>
BO	150	IR/LC	6S		BO	105	IR/IF	6S	10:00
									
<b>11068</b>					<b>11074</b>				
BO	180	IR/IF	6S	4:00	BO	150	IR/IF		
									
<b>11069</b>					<b>11075</b>				<b>N11075</b>
VA	115	IR/IF	6S	9:00	BO	160	IR/IF	6S	3:00
									
<b>11070</b>					<b>11076</b>				<b>N11076</b>
VA	150	IR/IF	6SC	12:00	BO	100	IR/IF	6S	8:00
									
<b>11071</b>					<b>11077</b>				
VA	150	IR/IF	6S	11:00	BO	155	IR/IF	6SC	12:00
									

























**PHOTO-ALTERNATORS / PHOTO-ALTERNATEURS / FOTO-ALTERNADORES**

Mfg.	Amp	Series Série Serie	Pulley Poulie Polea	Clock Horloge Reloj	Mfg.	Amp	Series Série Serie	Pulley Poulie Polea	Clock Horloge Reloj
<b>11078</b>					<b>11084</b>				
BO	180	IR/LC	6S		ND	130	IR/IF	7S	1:00
									
<b>11079</b>					<b>11085</b>				
BO	180	IR/ILC	7S	12:00	ND	80	IR/IF	4S	9:00
									
<b>11080</b>					<b>11086</b>				<b>N11086</b>
BO	180	IR/LC	7S	12:00	ND	80	IR/IF	5S	11:45
									
<b>11081</b>					<b>11087</b>				
BO	160	IR/IF	6SC	1:00	ND	130	IR/IF	6S	12:00
									
<b>11082</b>					<b>11088</b>				
BO	160	IR/IF	6S	1:00	ND	100	IR/IF	7S	2:00
									
<b>11083</b>					<b>11089</b>				
BO	155	IR/IF	6S	2:00	ND	80	IR/IF	4S	5:00
									

























**PHOTO-ALTERNATORS / PHOTO-ALTERNATEURS / FOTO-ALTERNADORES**

Mfg.	Amp	Series Série Serie	Pulley Poulie Polea	Clock Horloge Reloj	Mfg.	Amp	Series Série Serie	Pulley Poulie Polea	Clock Horloge Reloj
<b>11090</b>					<b>11096</b>				
ND	150	IR/IF	6S	12:00	MI	140	IR/IF	6S	
									
<b>11091</b>					<b>11097</b>				
BO	140	IR/IF	6SC		MI	140	IR/IF	6SD	
									
<b>11092</b>					<b>11098</b>				
ND	120	IR/IF	6SC	12:00	VA	140	IR/IF	6S	2:00
									
<b>11093</b>					<b>11099</b>				
ND	150	IR/IF	5SC	9:00	ND	130	IR/IF	6S	11:00
<i>No Photo Available Acune Photo Disponibile Ninguna Foto Disponible</i>									
<b>11094</b>					<b>11100</b>				
ND	136	ER/IF	6S	3:00	ND	90	IR/IF	4S	12:00
									
<b>11095</b>					<b>11101</b>				
MI	110	IR/IF	6S	2:00	ND	95	IR/IF	4S	12:00
									

**PHOTO-ALTERNATORS / PHOTO-ALTERNATEURS / FOTO-ALTERNADORES**

























Mfg.	Amp	Series Série Serie	Pulley Poulie Polea	Clock Horloge Reloj	Mfg.	Amp	Series Série Serie	Pulley Poulie Polea	Clock Horloge Reloj
<b>11102</b>					<b>11108</b>				
MI	80	IR/IF	6S	1:00	BO	150	IR/IF	6S	12:00
									
<b>11103</b>					<b>11109</b>				
LD	42	ER/EF	1V		ND	140	IR/IF	6SD	4:00
									
<b>11104</b>					<b>11110</b>				
LD	44	IR/EF	1V		ND	140	IR/IF	5S	4:00
									
<b>11105</b>					<b>11111</b>				
LD	55	IR/EF	1V		VA	130	IR/IF	6S	10:00
									
<b>11106</b>					<b>11112</b>				
IS	80	IR/IF	6S		ND	140	ER/IF	6S	1:00
									
<b>11107</b>					<b>11113</b>				<b>N11113</b>
IS	80	IR/IF	1V		ND	160	ER/IF	6S	1:00
									

**PHOTO-ALTERNATORS / PHOTO-ALTERNATEURS / FOTO-ALTERNADORES**

























Mfg.	Amp	Series Série Serie	Pulley Poulie Polea	Clock Horloge Reloj	Mfg.	Amp	Series Série Serie	Pulley Poulie Polea	Clock Horloge Reloj
<b>11114</b>					<b>11121</b>				<b>N11121</b>
ND	150	IR/IF	6SC	1:00	HI	110	IR/IF	7S	9:45
									
<b>11115</b>					<b>11122</b>				
MI	140	ER/IF	6SD	6:00	VA	115	IR/IF	6S	2:00
									
<b>11116</b>					<b>11123</b>				
ND	136	ER/IF	6S	2:00	VA	120	IR/IF	6S	1:00
									
<b>11118</b>					<b>11124</b>				
MI	110	IR/IF	6S	2:00	BO	120	IR/IF	6S	1:00
									
<b>11119</b>					<b>11125</b>				
HI	110	IR/IF	6SC	8:00	BO	120	IR/IF	6SC	1:00
									
<b>11120</b>					<b>11126</b>				
HI	130	IR/IF	7S	10:00	BO	125	IR/IF	6S	1:00
									



# PHOTO-ALTERNATORS / PHOTO-ALTERNATEURS / FOTO-ALTERNADORES

Mfg.	Amp	Series Série Serie	Pulley Poulie Polea	Clock Horloge Reloj	Mfg.	Amp	Series Série Serie	Pulley Poulie Polea	Clock Horloge Reloj
<b>11127</b> BO	120	IR/IF	6S	1:15	<b>11133</b> BO	140	IR/IF	6S	
									
<b>11128</b> ND	80	IR/IF	7S	12:00	<b>11134</b> BO	140	IR/IF	6SC	1:00
									
<b>11129</b> BO	90	IR/IF	7S	12:00	<b>11135</b> BO	150	IR/IF	7S	8:00
									
<b>11130</b> BO	150	IR/IF	6SC		<b>11136</b> ND	100	IR/IF	7SD	4:00
									<b>N11136</b>
<b>11131</b> BO	150	IR/IF	6S		<b>11137</b> ND	130	IR/IF	7SD	4:00
									
<b>11132</b> BO	150	IR/IF	6S		<b>11138</b> ND	100	IR/IF	7S	12:00
									























**PHOTO-ALTERNATORS / PHOTO-ALTERNATEURS / FOTO-ALTERNADORES**

Mfg.	Amp	Series Série Serie	Pulley Poulie Polea	Clock Horloge Reloj	Mfg.	Amp	Series Série Serie	Pulley Poulie Polea	Clock Horloge Reloj
<b>11139</b>					<b>11145</b>				
ND	130	IR/IF	7S	12:00	VA	145	IR/IF	6S	1:00
									
<b>11140</b>					<b>11146</b>				<b>N11146</b>
ND	120	IR/IF	5S	3:30	ND	145	IR/IF	6S	8:45
									
<b>11141</b>					<b>11147</b>				
VA	120	IR/IF	6S	11:00	VA	130	IR/IF	6S	5:00
									
<b>11142</b>					<b>11148</b>				
VA	125	IR/IF	6S	11:00	VA	120	IR/IF	6S	5:15
									
<b>11143</b>					<b>11149</b>				
VA	125	IR/IF	6SD	11:00	VA	140	IR/IF	6SC	1:00
									
<b>11144</b>					<b>11150</b>				<b>N11150</b>
VA	120	IR/IF	5S	3:00	ND	130	IR/IF	6S	11:00
									























# PHOTO-ALTERNATORS / PHOTO-ALTERNATEURS / FOTO-ALTERNADORES

Mfg.	Amp	Series Série Serie	Pulley Poulie Polea	Clock Horloge Reloj	Mfg.	Amp	Series Série Serie	Pulley Poulie Polea	Clock Horloge Reloj
11151 ND	130	IR/IF	6S	11:00	11157 DR	190	IR/LC	<i>No Photo Available Acune Photo Disponibile Ninguna Foto Disponible</i>	
11152 ND	80	IR/IF	6S	12:00	11158 DR	190	IR/LC	5S	
11153 ND	100	IR/IF	6S	12:00	11159 VA	140	IR/IF	6S	
11154 ND	110	IR/IF	7S	10:00	11160 VA	150	IR/IF	6SC	12:00
11155 ND	160	ER/IF	6S	8:00	11161 VA	150	IR/IF	6S	11:00
11156 ND	155	IR/IF	6S		11162 VA	180	IR/IF	6SC	12:00

























**PHOTO-ALTERNATORS / PHOTO-ALTERNATEURS / FOTO-ALTERNADORES**

Mfg.	Amp	Series Série Serie	Pulley Poulie Polea	Clock Horloge Reloj	Mfg.	Amp	Series Série Serie	Pulley Poulie Polea	Clock Horloge Reloj
<b>11163</b>					<b>11170</b>				
HI	110	IR/IF	6SC	1:00	MI	105	IR/IF	4S	4:00
									
<b>11164</b>					<b>11172</b>				
ND	95	IR/IF	4S	12:00	MI	150	IR/IF	6S	3:00
<i>No Photo Available Acune Photo Disponibile Ninguna Foto Disponible</i>									
<b>11165</b>					<b>11173</b>				
HI	130	IR/IF	7S	10:00	MI	150	IR/IF	6S	11:00
									
<b>11167</b>					<b>11174</b>				
HI	150	IR/LC	5S		MI	90	PD/IF	6S	8:45
									
<b>11168</b>					<b>11175</b>				
MI	100	PD/IF	6S		MI	90	IR/IF	7S	3:00
									
<b>11169</b>					<b>11176</b>				<b>N11176</b>
MI	110	PD/IF	6SC	3:00	MI	80	IR/IF	7S	3:00
									

























## PHOTO-ALTERNATORS / PHOTO-ALTERNATEURS / FOTO-ALTERNADORES

Mfg.	Amp	Series Série Serie	Pulley Poulie Polea	Clock Horloge Reloj	Mfg.	Amp	Series Série Serie	Pulley Poulie Polea	Clock Horloge Reloj
<b>11177</b>					<b>11184</b>				
MI	80	IR/IF	5S	4:00	BO	140	IR/IF	6S	
				<i>No Photo Available Acune Photo Disponible Ninguna Foto Disponible</i>					
<b>11178</b>					<b>11185</b>				<b>N11185</b>
ND	150	IR/IF	6S	7:00	BO	125	IR/IF	6S	1:00
									
<b>11179</b>					<b>11186</b>				
ND	135	IR/IF	6S	12:00	BO	120	IR/IF	5SD	
									
<b>11180</b>					<b>11187</b>				
ND	140	IR/IF	6S	8:45	BO	155	IR/IF	6S	
									
<b>11181</b>					<b>11188</b>				
ND	220	IR/IF	6S	7:00	VA	120	IR/IF	6S	1:00
									
<b>11183</b>					<b>11189</b>				
ND	150	IR/IF	6S		VA	110	IR/IF	6SC	4:00
									











**PHOTO-ALTERNATORS / PHOTO-ALTERNATEURS / FOTO-ALTERNADORES**

Mfg.	Amp	Series Série Serie	Pulley Poulie Polea	Clock Horloge Reloj	Mfg.	Amp	Series Série Serie	Pulley Poulie Polea	Clock Horloge Reloj
<b>11190</b>					<b>11197</b>				
PO	130	IR/IF	6S	8:00	ND	130	IR/IF	6S	
									
<b>11191</b>				<b>N11191</b>	<b>11198</b>				
PO	130	IR/IF	6S	10:00	ND	130	IR/IF	6S	12:00
									
<b>11192</b>					<b>11201</b>				
PO	130	IR/IF	6SC	10:00	ND	100	IR/IF	7SD	2:00
									
<b>11194</b>					<b>11202</b>				
ND	80	IR/IF	7S	11:00	PO	110	IR/IF	6SC	3:00
									
<b>11195</b>				<b>N11195</b>	<b>11203</b>				
ND	100	IR/IF	7SD	2:00	ND	80	IR/IF	4S	9:00
									
<b>11196</b>					<b>11204</b>				
ND	150	IR/IF	7SD	4:15	ND	135	IR/IF	6S	
									

# PHOTO-ALTERNATORS / PHOTO-ALTERNATEURS / FOTO-ALTERNADORES

























Mfg.	Amp	Series Série Serie	Pulley Poulie Polea	Clock Horloge Reloj	Mfg.	Amp	Series Série Serie	Pulley Poulie Polea	Clock Horloge Reloj
<b>11205</b> ND	150	IR/IF	6S		<b>11211</b> HI	190	IR/LC	5S	10:00
									
<b>11206</b> ND	150	IR/IF	6S	11:00	<b>11213</b> HI	190	IR/LC	5S	11:00
									
<b>11207</b> VA	90	IR/IF	5SC	1:00	<b>11215</b> BO	150	IR/IF	6S	2:00
									
<b>11208</b> VA	120	IR/IF	5SC	1:00	<b>11216</b> BO	200	IR/IF	6SC	4:00
									
<b>11209</b> BO	90	IR/IF	5SC	1:00	<b>11217</b> BO	180	IR/IF	6S	2:00
									
<b>11210</b> BO	120	IR/IF	5SC	1:00	<b>11218</b> BO	140	IR/IF	6S	
									

**PHOTO-ALTERNATORS / PHOTO-ALTERNATEURS / FOTO-ALTERNADORES**























Mfg.	Amp	Series Série Serie	Pulley Poulie Polea	Clock Horloge Reloj	Mfg.	Amp	Series Série Serie	Pulley Poulie Polea	Clock Horloge Reloj
11219					11225				
HI	190	IR/LC	7S	11:00	MI	110	IR/IF	6S	11:00
<p><i>No Photo Available Acune Photo Disponibile Ninguna Foto Disponible</i></p>									
11220					11226				
BO	180	IR/IF		2:00	MI	110	IR/IF	5S	11:00
									
11221					11227				
BO	180	IR/IF	6SC		VA	110	IR/IF	4S	
									
11222					11228				
BO	180	IR/IF	6SC		MI	140	ER/IF	6SD	9:00
<p><i>No Photo Available Acune Photo Disponibile Ninguna Foto Disponible</i></p>									
11223					11229				
BO	180	IR/IF	6S	11:00	MI	140	ER/IF	6SD	6:00
									
11224					11230				
MI	115	IR/IF	4S	2:15	MI	100	ER/IF	4S	3:00
									



























**PHOTO-ALTERNATORS / PHOTO-ALTERNATEURS / FOTO-ALTERNADORES**

Mfg.	Amp	Series Série Serie	Pulley Poulie Polea	Clock Horloge Reloj	Mfg.	Amp	Series Série Serie	Pulley Poulie Polea	Clock Horloge Reloj
<b>11231</b>					<b>11237</b>				
MI	115	ER/IF	6SD	9:00	ND	150	IR/IF	6SD	
									
<b>11232</b>					<b>11238</b>				
BO	125	IR/IF	6SC		ND	130	IR/IF	6S	12:30
									
<b>11233</b>					<b>11239</b>				
BO	136	ER/IF	7S	10:00	BO	136	ER/IF	8SC	10:00
									
<b>11234</b>					<b>11240</b>				
BO	125	IR/IF	6S		ND	160	ER/IF	6S	1:00
									
<b>11235</b>					<b>11241</b>				
BO	136	ER/IF	8SC	10:00	ND	150	ER/IF	6S	8:00
									
<b>11236</b>					<b>11242</b>				
BO	125	IR/IF	6SD	1:00	ND	136	ER/IF	6S	1:30
									























**PHOTO-ALTERNATORS / PHOTO-ALTERNATEURS / FOTO-ALTERNADORES**

Mfg.	Amp	Series Série Serie	Pulley Poulie Polea	Clock Horloge Reloj	Mfg.	Amp	Series Série Serie	Pulley Poulie Polea	Clock Horloge Reloj
11243					11249				
ND	140	ER/IF	6S	9:00	DR	190	IR/LC		
					<i>No Photo Available Acune Photo Disponibile Ninguna Foto Disponible</i>				
11244					11250				
ND	136	ER/IF	4S	12:00	ND	150	IR/IF	6S	5:00
									
11245					11251				
HI	190	IR/LC	7SC		ND	170	IR/IF	6S	
									
11246					11252				
HI	190	IR/IF	7S	11:00	ND	170	IR/IF	6SD	5:30
									
11247					11253				
HI	190	IR/IF	7S		MI	80	IR/IF	5S	
									
11248					11254				
ND	150	IR/IF	5S	1:30	BO	140	IR/IF	5SC	1:00
									





















# PHOTO-ALTERNATORS / PHOTO-ALTERNATEURS / FOTO-ALTERNADORES

Mfg.	Amp	Series Série Serie	Pulley Poulie Polea	Clock Horloge Reloj	Mfg.	Amp	Series Série Serie	Pulley Poulie Polea	Clock Horloge Reloj
<b>11255</b> BO	140	IR/IF	5S		<b>11263</b> VA	140	IR/IF	5SD	
									
<b>11256</b> VA	130	IR/IF	7S	9:00	<b>11264</b> VA	145	IR/IF	5S	
									
<b>11258</b> VA	110	IR/IF	6SC	N11258	<b>11265</b> VA	130	IR/IF	5S	2:30
									
<b>11260</b> VA	170	IR/IF	6SC	2:00	<b>11266</b> VA	130	IR/IF	5S	4:15
									
<b>11261</b> VA	180	IR/IF	6S		<b>11267</b> MI	110	IR/IF	6S	
									
<b>11262</b> VA	170	IR/IF	6S		<b>11268</b> MI	150	IR/IF	6S	1:00
									























# PHOTO-ALTERNATORS / PHOTO-ALTERNATEURS / FOTO-ALTERNADORES

Mfg.	Amp	Series Série Serie	Pulley Poulie Polea	Clock Horloge Reloj	Mfg.	Amp	Series Série Serie	Pulley Poulie Polea	Clock Horloge Reloj
<b>11269</b>					<b>11275</b>				
MI	150	IR/IF	6S	3:00	MI	105	IR/IF	6S	
									
<b>11270</b>					<b>11276</b>				
MI	150	IR/IF	6S	1:00	ND	136	ER/IF	6S	1:00
									
<b>11271</b>					<b>11278</b>				
MI	175	IR/IF	6S		MI	105	IR/IF	6S	
					<i>No Photo Available Acune Photo Disponibile Ninguna Foto Disponible</i>				
<b>11272</b>					<b>11279</b>				
MI	150	IR/IF	6S	1:00	BO	120	IR/IF	5S	
									
<b>11273</b>					<b>11280</b>				
MI	150	IR/IF	6S	12:30	BO	132	ER/IF	6S	1:00
									
<b>11274</b>					<b>11281</b>				
MI	120	IR/IF	6S		VA	180	IR/IF	7SC	1:00
									























# PHOTO-ALTERNATORS / PHOTO-ALTERNATEURS / FOTO-ALTERNADORES

Mfg.	Amp	Series Série Serie	Pulley Poulie Polea	Clock Horloge Reloj	Mfg.	Amp	Series Série Serie	Pulley Poulie Polea	Clock Horloge Reloj
<b>11282</b> HI	190	IR/LC	5S	8:00	<b>11290</b> ND	200	IR/IF		2:00
									
<b>11283</b> HI	190	IR/LC	5S	11:00	<b>11291</b> ND	125	IR/IF	8S	2:00
									
<b>11284</b> HI	190	IR/IF	5S	10:00	<b>11292</b> ND	150	IR/IF	6S	
<i>No Photo Available Acune Photo Disponibile Ninguna Foto Disponible</i>									
<b>11285</b> ND	136	ER/IF	6S	2:00	<b>11293</b> ND	150	IR/IF	8S	
									
<b>11286</b> ND	140	ER/IF	6S	10:00	<b>11294</b> ND	140	ER/IF	6S	9:00
									
<b>11288</b> HI	190	IR/LC	GEAR		<b>11295</b> ND	160	ER/IF	6S	9:00
<i>No Photo Available Acune Photo Disponibile Ninguna Foto Disponible</i>									























**PHOTO-ALTERNATORS / PHOTO-ALTERNATEURS / FOTO-ALTERNADORES**

Mfg.	Amp	Series Série Serie	Pulley Poulie Polea	Clock Horloge Reloj	Mfg.	Amp	Series Série Serie	Pulley Poulie Polea	Clock Horloge Reloj
<b>11296</b>					<b>11302</b>				
ND	160	ER/IF	6S	9:00	BO	180	IR/IF	7SC	12:15
									
<b>11297</b>					<b>11303</b>				
ND	150	ER/IF	6S	10:00	BO	180	IR/IF	6S	2:00
									
<b>11298</b>					<b>11304</b>				
ND	160	ER/IF	7S	10:00	BO	220	IR/IF	6S	1:00
									
<b>11299</b>					<b>11305</b>				
ND	160	ER/IF	6S	10:00	BO	220	IR/IF	6S	4:00
									
<b>11300</b>					<b>11306</b>				<b>N11306</b>
BO	150	IR/IF	6SC	12:15	VA	180	IR/IF	7SC	3:00
									
<b>11301</b>					<b>11307</b>				
BO	180	IR/IF	6SC	12:15	BO	180	IR/IF	7SC	
					<i>No Photo Available Acune Photo Disponibile Ninguna Foto Disponible</i>				

**PHOTO-ALTERNATORS / PHOTO-ALTERNATEURS / FOTO-ALTERNADORES**





















Mfg.	Amp	Series Série Serie	Pulley Poulie Polea	Clock Horloge Reloj	Mfg.	Amp	Series Série Serie	Pulley Poulie Polea	Clock Horloge Reloj
<b>11308</b> BO	220	IR/IF	8SC	1:00	<b>11314</b> BO	132	IR/IF	8S	1:00
									
<b>11309</b> VA	180	IR/IF	8SC		<b>11315</b> MI	150	IR/IF	6S	1:00
									
<b>11310</b> BO	220	IR/IF	6S	12:00	<b>11316</b> MI	150	IR/IF	6S	8:00
									
<b>11311</b> VA	90	IR/IF	4S	11:00	<b>11317</b> MI	120	IR/IF	6S	12:00
									
<b>11312</b> VA	150	IR/IF	6S		<b>11318</b> HI	190	IR/LC	5SC	
					<i>No Photo Available Acune Photo Disponibile Ninguna Foto Disponible</i>				
<b>11313</b> VA	125	IR/IF	5S		<b>11322</b> ND	100	IR/IF	7SC	4:00
									

**PHOTO-ALTERNATORS / PHOTO-ALTERNATEURS / FOTO-ALTERNADORES**













Mfg.	Amp	Series Série Serie	Pulley Poulie Polea	Clock Horloge Reloj	Mfg.	Amp	Series Série Serie	Pulley Poulie Polea	Clock Horloge Reloj
<b>11323</b>					<b>11329</b>				
ND	130	IR/IF	7SC	4:00	MI	110	IR/IF	5S	
									
<b>11324</b>					<b>11330</b>				
ND	100	IR/IF	7S	12:00	MI	110	PD/IF	6S	3:00
									
<b>11325</b>					<b>11333</b>				
ND	150	IR/IF	7SC	4:00	BO	110	IR/IF	6S	7:00
									
<b>11326</b>					<b>11334</b>				
ND	150	IR/IF	7SC	4:00	VA	120	IR/IF	6SC	4:00
									
<b>11327</b>					<b>11335</b>				
VA	125	IR/IF	6S		BO	150	IR/IF	6S	4:00
									
<b>11328</b>					<b>11336</b>				
ND	180	IR/IF	6S	12:15	BO	150	IR/IF	6S	4:00
					<i>No Photo Available Acune Photo Disponibile Ninguna Foto Disponible</i>				









# PHOTO-ALTERNATORS / PHOTO-ALTERNATEURS / FOTO-ALTERNADORES

Mfg.	Amp	Series Série Serie	Pulley Poulie Polea	Clock Horloge Reloj	Mfg.	Amp	Series Série Serie	Pulley Poulie Polea	Clock Horloge Reloj
<b>11337</b> BO	150	IR/IF	8SC		<b>11343</b> MI	110	IR/IF	6SC	12:15
									
<b>11338</b> BO	150	IR/IF	8SC		<b>11344</b> MI	120	IR/IF	7S	
									
<b>11339</b> BO		IR/IF			<b>11345</b> BO	150	IR/IF	GEAR	6:00
<i>No Photo Available Acune Photo Disponibile Ninguna Foto Disponible</i>									
<b>11340</b> MI	150	IR/IF	7S	10:00	<b>11346</b> BO	180	IR/IF	GEAR	6:00
									
<b>11341</b> MI	130	IR/IF	7S	1:30	<b>11347</b> BO	150	IR/IF	5SC	9:00
									
<b>11342</b> MI	100	IR/IF	6S		<b>11348</b> BO	100	IR/IF	6S	8:00
<i>No Photo Available Acune Photo Disponibile Ninguna Foto Disponible</i>									











**PHOTO-ALTERNATORS / PHOTO-ALTERNATEURS / FOTO-ALTERNADORES**

Mfg.	Amp	Series Série Serie	Pulley Poulie Polea	Clock Horloge Reloj	Mfg.	Amp	Series Série Serie	Pulley Poulie Polea	Clock Horloge Reloj
<b>11350</b>					<b>11356</b>				
ND	100	IR/IF	8S	2:00	VA	130	IR/IF	5S	
					<i>No Photo Available Acune Photo Disponible Ninguna Foto Disponible</i>				
<b>11351</b>					<b>11357</b>				
ND	130	IR/IF	8S	2:00	VA	130	IR/IF	5S	
					<i>No Photo Available Acune Photo Disponible Ninguna Foto Disponible</i>				
<b>11352</b>					<b>11358</b>				
ND	150	IR/IF	8S	2:00	VA	180	IR/IF	6S	12:30
									
<b>11353</b>					<b>11362</b>				
ND		IR/IF	6S		BO	183	IR/IF	7SC	
<i>No Photo Available Acune Photo Disponible Ninguna Foto Disponible</i>					<i>No Photo Available Acune Photo Disponible Ninguna Foto Disponible</i>				
<b>11354</b>					<b>11363</b>				
ND	80	IR/IF	7SD	11:00	BO	160	IR/IF	6S	
					<i>No Photo Available Acune Photo Disponible Ninguna Foto Disponible</i>				
<b>11355</b>					<b>11364</b>				
VA	180	IR/IF	6S		BO		IR/IF		
					<i>No Photo Available Acune Photo Disponible Ninguna Foto Disponible</i>				



















# PHOTO-ALTERNATORS / PHOTO-ALTERNATEURS / FOTO-ALTERNADORES

Mfg.	Amp	Series Série Serie	Pulley Poulie Polea	Clock Horloge Reloj	Mfg.	Amp	Series Série Serie	Pulley Poulie Polea	Clock Horloge Reloj
11366					11373				
ND		IR/IF				190	IR/IF	6S	
<p><i>No Photo Available Acune Photo Disponible Ninguna Foto Disponible</i></p>									
11367					11374				
ND	140	IR/IF	6SD			190	IR/IF	7S	
					<p><i>No Photo Available Acune Photo Disponible Ninguna Foto Disponible</i></p>				
11368					11375				
ND	135	IR/IF	6S		HI		IR/IF		
<p><i>No Photo Available Acune Photo Disponible Ninguna Foto Disponible</i></p>					<p><i>No Photo Available Acune Photo Disponible Ninguna Foto Disponible</i></p>				
11369					11376				
ND	150	IR/IF	6S		MI	135	IR/IF	6S	
									
11370					11377				
HI	190	IR/IF	5S		MI	120	IR/IF	6SC	10:00
<p><i>No Photo Available Acune Photo Disponible Ninguna Foto Disponible</i></p>									
11371					11378				
HI	190	IR/IF	5SC		ND	145	ER/IF	8SC	10:00
<p><i>No Photo Available Acune Photo Disponible Ninguna Foto Disponible</i></p>									



















**PHOTO-ALTERNATORS / PHOTO-ALTERNATEURS / FOTO-ALTERNADORES**

Mfg.	Amp	Series Série Serie	Pulley Poulie Polea	Clock Horloge Reloj	Mfg.	Amp	Series Série Serie	Pulley Poulie Polea	Clock Horloge Reloj
<b>11380</b>					<b>11387</b>				
ND		IR/IF	7SC	10:00	ND	150	IR/IF	6S	10:00
<i>No Photo Available Acune Photo Disponibile Ninguna Foto Disponible</i>									
<b>11381</b>					<b>11390</b>				<b>N11390</b>
ND	140	ER/IF	6S		ND	130	IR/IF	7S	11:00
<i>No Photo Available Acune Photo Disponibile Ninguna Foto Disponible</i>									
<b>11382</b>					<b>11391</b>				
ND	140	ER/IF	6S	2:00	ND	130	IR/IF	6S	11:00
									
<b>11383</b>					<b>11392</b>				<b>N11392</b>
ND	160	ER/IF	6S	1:30	ND	130	IR/IF	6S	11:00
									
<b>11385</b>					<b>11393</b>				
ND	100	IR/IF	6SD		VA	220	IR/IF	7S	
									
<b>11386</b>					<b>11394</b>				
ND	100	IR/IF	6SC		VA	220	IR/IF	8S	
									

















# PHOTO-ALTERNATORS / PHOTO-ALTERNATEURS / FOTO-ALTERNADORES

Mfg.	Amp	Series Série Serie	Pulley Poulie Polea	Clock Horloge Reloj	Mfg.	Amp	Series Série Serie	Pulley Poulie Polea	Clock Horloge Reloj
<b>11396</b> VA	180	IR/IF	7S		<b>11403</b> ND	130	IR/IF	6S	
					<i>No Photo Available Acune Photo Disponible Ninguna Foto Disponible</i>				
<b>11397</b> VA	230	IR/IF	7S		<b>11404</b> ND		IR/IF	6SC	
									
<b>11398</b> MI	110	PD/IF	6S		<b>11405</b> ND	180	IR/IF	8S	2:00
									
<b>11399</b> ND	130	IR/IF	6SC	12:00	<b>11406</b> ND	180	IR/IF	6S	
<i>No Photo Available Acune Photo Disponible Ninguna Foto Disponible</i>					<i>No Photo Available Acune Photo Disponible Ninguna Foto Disponible</i>				
<b>11401</b> ND	140	ER/IF	6S		<b>11410</b> MI	95	IR/IF	5S	9:00
									
<b>11402</b> ND	100	IR/IF	6SD		<b>11412</b> MI	150	IR/IF	6S	
									













**PHOTO-ALTERNATORS / PHOTO-ALTERNATEURS / FOTO-ALTERNADORES**

Mfg.	Amp	Series Série Serie	Pulley Poulie Polea	Clock Horloge Reloj	Mfg.	Amp	Series Série Serie	Pulley Poulie Polea	Clock Horloge Reloj
<b>11413</b>					<b>11425</b>				
MI	100	IR/IF	6SC		VA	140	IR/IF	6SC	1:00
									
<b>11414</b>					<b>11427</b>				
MI	110	IR/IF	6SC		ND	140	IR/IF	6S	
<i>No Photo Available Acune Photo Disponibile Ninguna Foto Disponible</i>					<i>No Photo Available Acune Photo Disponibile Ninguna Foto Disponible</i>				
<b>11416</b>					<b>11428</b>				
MI	130	IR/IF	6S	11:00	ND	150	IR/IF	6S	
					<i>No Photo Available Acune Photo Disponibile Ninguna Foto Disponible</i>				
<b>11420</b>					<b>11429</b>				
MI	120	IR/IF	6S	4:00	ND	150	IR/IF	6S	
									
<b>11421</b>					<b>11430</b>				
MI	140	IR/IF	6S		ND	150	IR/IF	6S	10:15
									
<b>11424</b>					<b>11431</b>				
VA	180	IR/IF			ND	150	IR/IF	6S	10:15
									

# PHOTO-ALTERNATORS / PHOTO-ALTERNATEURS / FOTO-ALTERNADORES













Mfg.	Amp	Series Série Serie	Pulley Poulie Polea	Clock Horloge Reloj	Mfg.	Amp	Series Série Serie	Pulley Poulie Polea	Clock Horloge Reloj
<b>11432</b>					<b>11446</b>				
ND	155	IR/IF	6S		BO	220	IR/LC		
									
<b>11433</b>					<b>11447</b>				
ND	150	IR/IF	6S		BO	140	IR/IF	6S	
<i>No Photo Available Acune Photo Disponibile Ninguna Foto Disponible</i>					<i>No Photo Available Acune Photo Disponibile Ninguna Foto Disponible</i>				
<b>11434</b>					<b>11448</b>				
ND	195	IR/IF	6SC		ND	136	ER/IF	6S	
					<i>No Photo Available Acune Photo Disponibile Ninguna Foto Disponible</i>				
<b>11440</b>					<b>11449</b>				
MI	160	ER/IF	6SD		ND	150	ER/IF	6S	
									
<b>11443</b>					<b>11450</b>				
MI	180	ER/IF	8SC		VA	180	IR/IF	6S	
					<i>No Photo Available Acune Photo Disponibile Ninguna Foto Disponible</i>				
<b>11445</b>					<b>11451</b>				
BO	220	IR/IF	7SC		VA	220	IR/IF	6S	
									

**PHOTO-ALTERNATORS / PHOTO-ALTERNATEURS / FOTO-ALTERNADORES**

























Mfg.	Amp	Series Série Serie	Pulley Poulie Polea	Clock Horloge Reloj	Mfg.	Amp	Series Série Serie	Pulley Poulie Polea	Clock Horloge Reloj
<b>11454</b>					<b>11467</b>				
BO	140	IR/IF	6SD	12:45	BO	140	IR/IF	7SC	
					<i>No Photo Available Acune Photo Disponibile Ninguna Foto Disponible</i>				
<b>11455</b>					<b>11470</b>				
VA	180	IR/IF			BO	150	IR/IF		
<i>No Photo Available Acune Photo Disponibile Ninguna Foto Disponible</i>					<i>No Photo Available Acune Photo Disponibile Ninguna Foto Disponible</i>				
<b>11457</b>					<b>11472</b>				
VA	220	IR/IF	7SC		DR	190	IR/LC		
					<i>No Photo Available Acune Photo Disponibile Ninguna Foto Disponible</i>				
<b>11460</b>					<b>11475</b>				
BO	140	IR/IF	5S	12:00	BO	120	IR/IF	5S	
									
<b>11463</b>					<b>11476</b>				
BO	140	IR/IF			ND	150	IR/IF	6S	9:00
<i>No Photo Available Acune Photo Disponibile Ninguna Foto Disponible</i>									
<b>11466</b>					<b>11479</b>				
BO	140	IR/IF	6SC		ND		IR/IF	6S	
<i>No Photo Available Acune Photo Disponibile Ninguna Foto Disponible</i>									



























**PHOTO-ALTERNATORS / PHOTO-ALTERNATEURS / FOTO-ALTERNADORES**

Mfg.	Amp	Series Série Serie	Pulley Poulie Polea	Clock Horloge Reloj	Mfg.	Amp	Series Série Serie	Pulley Poulie Polea	Clock Horloge Reloj
<b>11480</b>					<b>11543</b> <b>N11543</b>				
MI	80	IR/IF	6S		MI	200	IR/IF	6SD	
<i>No Photo Available Acune Photo Disponible Ninguna Foto Disponible</i>					<i>No Photo Available Acune Photo Disponible Ninguna Foto Disponible</i>				
<b>11485</b>					<b>11565</b>				
VA		IR/IF	6SD		MI	90		4S	
				<i>No Photo Available Acune Photo Disponible Ninguna Foto Disponible</i>					
<b>11486</b>					<b>12075</b>				
VA		IR/IF	6S		MI	215	IR/EF	8S	6:30
									
<b>11487</b>					<b>12382</b> <b>N12382</b>				
VA		IR/IF	6SD		BO	90	IR/IF	6SC	12:00
<i>No Photo Available Acune Photo Disponible Ninguna Foto Disponible</i>									
<b>11488</b>					<b>12383</b> <b>N12383</b>				
BO	160	IR/IF	6SC		BO	120	IR/IF	6SC	12:00
<i>No Photo Available Acune Photo Disponible Ninguna Foto Disponible</i>									
<b>11532</b>					<b>12384</b> <b>N12384</b>				
ND	220				BO	150	IR/IF	6SC	12:00
<i>No Photo Available Acune Photo Disponible Ninguna Foto Disponible</i>									

























**PHOTO-ALTERNATORS / PHOTO-ALTERNATEURS / FOTO-ALTERNADORES**

Mfg.	Amp	Series Série Serie	Pulley Poulie Polea	Clock Horloge Reloj	Mfg.	Amp	Series Série Serie	Pulley Poulie Polea	Clock Horloge Reloj
<b>12385</b>				<b>N12385</b>	<b>13028</b>				
BO	200	IR/IF	6SC	12:00	BO	55	ER/EF	2V	
									
<b>13009</b>					<b>13030</b>				
BO	35	ER/EF	1V	6:00	BO	55	ER/EF	1V	12:00
									
<b>13014</b>					<b>13033</b>				
BO	35	ER/EF	1V	6:00	BO	35	ER/EF	1V	8:00
									
<b>13018</b>					<b>13034</b>				
BO	35	ER/EF	1V	5:30	BO	55	ER/EF	1V	6:00
									
<b>13023</b>					<b>13038</b>				
BO	70	IR/EF	2V	1:00	BO	55	ER/EF	1V	
									
<b>13025</b>					<b>13039</b>				
BO,PR,SV	55	ER/EF			BO	35	ER/EF	1V	5:00
									

























# PHOTO-ALTERNATORS / PHOTO-ALTERNATEURS / FOTO-ALTERNADORES

Mfg.	Amp	Series Série Serie	Pulley Poulie Polea	Clock Horloge Reloj	Mfg.	Amp	Series Série Serie	Pulley Poulie Polea	Clock Horloge Reloj
<b>13048</b> BO,MO	51	ER/EF	1V		<b>13094</b> BO	55	IR/EF	1V	3:00
									
<b>13055</b> BO	55	IR/EF	1V	3:00	<b>13102</b> BO	65	IR/EF	1V	
									
<b>13056</b> BO	65	IR/EF	1V		<b>13105</b> MO	65	IR/EF	1V	2:00
									
<b>13069</b> BO	45	ER/EF	1V	7:00	<b>13106</b> MO	65	IR/EF	1V	2:00
									
<b>13075</b> MM	45	ER/EF	1V	12:00	<b>13107</b> BO	55	IR/EF	1V	5:00
									
<b>13080</b> BO,MO	55	IR	1V		<b>13108</b> BO	65	IR/EF	1V	11:30
									

























**PHOTO-ALTERNATORS / PHOTO-ALTERNATEURS / FOTO-ALTERNADORES**

Mfg.	Amp	Series Série Serie	Pulley Poulie Polea	Clock Horloge Reloj	Mfg.	Amp	Series Série Serie	Pulley Poulie Polea	Clock Horloge Reloj
<b>13113</b>					<b>13150</b>				
BO	65	IR/EF	1V	10:00	BO	65	IR/EF	1V	6:00
									
<b>13122</b>					<b>13154</b>				
BO	90	IR/EF	1V	10:00	BO	70	IR/EF	2V	8:30
									
<b>13129</b>					<b>13159</b>				
BO	65	IR/EF	1V	3:00	BO	65	IR/EF	1V	3:00
									
<b>13131</b>					<b>13161</b>				
MM	60	ER/EF	1V	12:00	BO	70	ER/EF	2V	4:00
									
<b>13140</b>					<b>13168</b>				
ND	55	IR/EF	1V	10:00	ND	55	ER/EF	2V	10:00
									
<b>13147</b>					<b>13171</b>				
BO	65	IR/EF	1V	3:00	ND	50	ER/EF	1V	10:00
									

























# PHOTO-ALTERNATORS / PHOTO-ALTERNATEURS / FOTO-ALTERNADORES

Mfg.	Amp	Series Série Serie	Pulley Poulie Polea	Clock Horloge Reloj	Mfg.	Amp	Series Série Serie	Pulley Poulie Polea	Clock Horloge Reloj
<b>13184</b>				<b>N13184</b>	<b>13190</b>				<b>N13190</b>
ND	90	ER/IF	4S		MI	75	IR/IF	1V	11:30
									
<b>13185</b>				<b>N13256</b>	<b>13196</b>				<b>N13196</b>
ND	75	ER/IF	2V		MI	70	IR/IF	3S	3:00
									
<b>13186</b>					<b>13210</b>				
BO	75	ER/EF	Various	12:00	MI	70	IR/IF	5S	10:45
									
<b>13187</b>					<b>13211</b>				
BO	90	ER/EF	5S	12:00	MI	55	IR/IF	1V	2:00
									
<b>13188</b>				<b>N13188</b>	<b>13212</b>				
MI	75	IR/IF	6S	11:30	MI	110	IR/IF	8S	11:30
									
<b>13189</b>					<b>13216</b>				
MI	75	IR/IF	6S	11:30	BO	115	IR/EF	1V	12:00
									

























**PHOTO-ALTERNATORS / PHOTO-ALTERNATEURS / FOTO-ALTERNADORES**

Mfg.	Amp	Series Série Serie	Pulley Poulie Polea	Clock Horloge Reloj	Mfg.	Amp	Series Série Serie	Pulley Poulie Polea	Clock Horloge Reloj
<b>13218</b>					<b>13231</b>				
<b>BO</b>	<b>65</b>	<b>IR/EF</b>	<b>5S</b>		<b>MI</b>	<b>60</b>	<b>IR/IF</b>	<b>1V</b>	<b>2:00</b>
									
<b>13220</b>					<b>13234</b>				
<b>ND</b>	<b>90</b>	<b>ER/IF</b>	<b>2V</b>		<b>ND</b>	<b>70</b>	<b>IR/IF</b>	<b>5S</b>	
									
<b>13225</b>					<b>13235</b>				
<b>IS</b>	<b>55</b>	<b>IR/EF</b>	<b>1V</b>	<b>10:00</b>	<b>BO</b>	<b>100</b>	<b>IR/EF</b>	<b>2V</b>	<b>1:00</b>
									
<b>13227</b>					<b>13236</b>				
<b>MI</b>	<b>65</b>	<b>IR/IF</b>	<b>1V</b>		<b>BO</b>	<b>70</b>	<b>IR/EF</b>	<b>1V</b>	<b>11:00</b>
									
<b>13229</b>					<b>13237</b>				
<b>ND</b>	<b>70</b>	<b>IR/IF</b>	<b>5S</b>	<b>9:30</b>	<b>MI</b>	<b>80</b>	<b>IR/IF</b>	<b>1V</b>	<b>2:00</b>
									
<b>13230</b>					<b>13238</b>				
<b>MI</b>	<b>90</b>	<b>IR/IF</b>	<b>6S</b>	<b>1:30</b>	<b>MI</b>	<b>75</b>	<b>IR/IF</b>	<b>1V</b>	<b>10:00</b>
									

# PHOTO-ALTERNATORS / PHOTO-ALTERNATEURS / FOTO-ALTERNADORES

























Mfg.	Amp	Series Série Serie	Pulley Poulie Polea	Clock Horloge Reloj	Mfg.	Amp	Series Série Serie	Pulley Poulie Polea	Clock Horloge Reloj
<b>13239</b>					<b>13245</b>				<b>N13245</b>
ND	50	IR/IF	3S	3:00	ND	90	ER/IF	4S	
									
<b>13240</b>				<b>N13240</b>	<b>13246</b>				
ND	70	IR/IF	5S	9:00	BO	90	IR/EF	1V	7:00
									
<b>13241</b>				<b>N13241</b>	<b>13247</b>				
ND	60	IR/IF	4S	4:00	BO	90	IR/EF	4S	6:00
									
<b>13242</b>					<b>13248</b>				
BO	115	IR/EF	Various	11:00	BO	70	IR/EF	1V	6:00
									
<b>13243</b>					<b>13249</b>				<b>N13249</b>
BO	80	IR/EF	6S	7:00	MD,MI	75	IR/IF	4S	
									
<b>13244</b>					<b>13250</b>				<b>N13250</b>
BO	80	IR/EF	2V	1:00	HI,MI	65	IR/IF	4S	
									

**PHOTO-ALTERNATORS / PHOTO-ALTERNATEURS / FOTO-ALTERNADORES**

























Mfg.	Amp	Series Série Serie	Pulley Poulie Polea	Clock Horloge Reloj	Mfg.	Amp	Series Série Serie	Pulley Poulie Polea	Clock Horloge Reloj
<b>13252</b>					<b>13261</b>				
ND	70	IR/IF	5S	3:00	HI	110	IR/IF	6S	4:00
									
<b>13254</b>					<b>13262</b>				
MI	80	IR/EF	4S	11:30	HI	90	IR/IF	4S	8:00
									
<b>13256</b>				<b>N13256</b>	<b>13263</b>				
ND	90	ER/IF	2V		MI	90	IR/IF	6S	10:30
									
<b>13257</b>					<b>13268</b>				
MI	75	IR/IF	5S	10:00	BO	140	IR/EF	1V	12:00
									
<b>13259</b>					<b>13269</b>				
MI	50	IR/IF	1V	5:00	BO	140	IR/EF	6S	10:00
									
<b>13260</b>					<b>13270</b>				
BO	115	IR/EF	4S	11:00	BO	115	IR/EF	6S	10:00
									



























# PHOTO-ALTERNATORS / PHOTO-ALTERNATEURS / FOTO-ALTERNADORES

Mfg.	Amp	Series Série Serie	Pulley Poulie Polea	Clock Horloge Reloj	Mfg.	Amp	Series Série Serie	Pulley Poulie Polea	Clock Horloge Reloj
<b>13272</b>					<b>13280</b>				<b>N13280</b>
MI	75	IR/IF	5S	9:00	ND	120	ER/IF	4S	
									
<b>13273</b>					<b>13281</b>				
HI	80	IR/IF	4S	1:00	BO	115	IR/EF	Various	10:00
									
<b>13275</b>				<b>N13275</b>	<b>13282</b>				
HI	70	IR/IF	5S	9:30	MI	70	IR/IF	1V	1:00
									
<b>13276</b>					<b>13285</b>				<b>N13285</b>
ND	70	IR/IF	6S	12:00	HI	70	IR/IF	1V	4:00
									
<b>13277</b>				<b>N13277</b>	<b>13286</b>				
ND	70	IR/IF	6S	3:00	MI	80	IR/IF	6S	1:00
									
<b>13278</b>					<b>13287</b>				<b>N13287</b>
ND	80	IR/IF	5S	3:00	HI	60	IR/IF	1V	1:00
									

























## PHOTO-ALTERNATORS / PHOTO-ALTERNATEURS / FOTO-ALTERNADORES

Mfg.	Amp	Series Série Serie	Pulley Poulie Polea	Clock Horloge Reloj	Mfg.	Amp	Series Série Serie	Pulley Poulie Polea	Clock Horloge Reloj
<b>13289</b>					<b>N13289</b>				
MI	90	IR/IF	4S	10:00	MI	50	IR/IF	1V	1:30
									
<b>13290</b>					<b>13297</b>				
MI	65	IR/IF	5S	10:00	MI	70	IR/IF	3S	2:00
									
<b>13291</b>					<b>13298</b>				
BO	70	IR/EF	4S	6:30	MI	90	IR/IF	6S	1:30
									
<b>13292</b>					<b>13299</b>				
MI	65	IR/IF	1V	5:00	MI	80	IR/IF	3S	2:00
									
<b>13293</b>					<b>13300</b>				
MI	90	IR/IF	4S	8:00	BO	85	IR/EF	1V	5:00
									
<b>13294</b>					<b>N13294</b>				
ND	70	IR/IF	5S	9:30	ND	120	ER/IF	2V	N13301
									

























# PHOTO-ALTERNATORS / PHOTO-ALTERNATEURS / FOTO-ALTERNADORES

Mfg.	Amp	Series Série Serie	Pulley Poulie Polea	Clock Horloge Reloj	Mfg.	Amp	Series Série Serie	Pulley Poulie Polea	Clock Horloge Reloj
<b>13302</b>				<b>N13302</b>	<b>13309</b>				<b>N13309</b>
ND	120	ER/IF	8S	11:00	ND	120	ER/IF	4S	
									
<b>13304</b>				<b>N13304</b>	<b>13310</b>				<b>N13310</b>
ND	120	ER/IF	8S		ND	120	ER/IF	5S	
									
<b>13305</b>				<b>N13305</b>	<b>13311</b>				<b>N13311</b>
ND	90	ER/IF	5S		ND	120	ER/IF	6S	11:00
									
<b>13306</b>				<b>N13306</b>	<b>13312</b>				<b>N13312</b>
ND	90	ER/IF	5S		ND	90	ER/IF	2V	
									
<b>13307</b>				<b>N13307</b>	<b>13313</b>				<b>N13313</b>
ND	90	ER/IF	6S	11:00	ND	120	ER/IF	2V	
									
<b>13308</b>				<b>N13308</b>	<b>13314</b>				
ND	120	ER/IF	5S		MI	65	IR/IF	1V	2:00
									

























**PHOTO-ALTERNATORS / PHOTO-ALTERNATEURS / FOTO-ALTERNADORES**

Mfg.	Amp	Series Série Serie	Pulley Poulie Polea	Clock Horloge Reloj	Mfg.	Amp	Series Série Serie	Pulley Poulie Polea	Clock Horloge Reloj
<b>13315</b>					<b>13324</b>				
BO	90	ER/EF	Various	12:00	HI	80	IR/IF	4S	8:00
									
<b>13316</b>				<b>N13316</b>	<b>13325</b>				<b>N13325</b>
ND	50	IR/IF	3S	12:00	ND	80	IR/IF	5S	9:30
									
<b>13317</b>					<b>13326</b>				<b>N13326</b>
BO	90	ER/EF	2V	12:00	ND	65	IR/IF	4S	12:00
									
<b>13320</b>					<b>13327</b>				
BO	32	IR/EF	3S	9:00	HI	80	IR/IF	6S	11:30
									
<b>13321</b>					<b>13328</b>				
ND	80	IR/IF	5S	3:00	BO	70	IR/EF	1V	6:00
									
<b>13323</b>					<b>13329</b>				<b>N13329</b>
ND	80	IR/IF	5S	9:00	HI,MI	80	IR/IF	6S	
									

























# PHOTO-ALTERNATORS / PHOTO-ALTERNATEURS / FOTO-ALTERNADORES

Mfg.	Amp	Series Série Serie	Pulley Poulie Polea	Clock Horloge Reloj	Mfg.	Amp	Series Série Serie	Pulley Poulie Polea	Clock Horloge Reloj
<b>13330</b>					<b>13339</b>				<b>N13241</b>
MI	70	IR/IF	4S	11:00	ND	60	IR/IF	4S	4:00
									
<b>13331</b>					<b>13341</b>				<b>N13341</b>
ND	80	IR/IF	6S	3:00	ND	90	ER/IF	6S	
									
<b>13332</b>					<b>13349</b>				
MI	75	IR/IF	4S		PR	95	IR/EF	1V	6:00
									
<b>13334</b>				<b>N13334</b>	<b>13350</b>				<b>N13350</b>
HI,MI	70	IR/IF	4S		MI	65	IR/IF	1V	2:00
									
<b>13336</b>				<b>N13336</b>	<b>13351</b>				<b>N13351</b>
MI,ND	55	IR/IF	4S		MD,MI	110	IR/IF	Various	
									
<b>13337</b>					<b>13352</b>				<b>N13352</b>
MI	80	IR/IF	1V	1:30	MI	90	IR/IF	5S	9:00
									

























**PHOTO-ALTERNATORS / PHOTO-ALTERNATEURS / FOTO-ALTERNADORES**

Mfg.	Amp	Series Série Serie	Pulley Poulie Polea	Clock Horloge Reloj	Mfg.	Amp	Series Série Serie	Pulley Poulie Polea	Clock Horloge Reloj
<b>13354</b>				<b>N13354</b>	<b>13361</b>				
<b>ND</b>	<b>90</b>	<b>ER/IF</b>	<b>7S</b>	<b>12:30</b>	<b>BO</b>	<b>115</b>	<b>IR/EF</b>	<b>1V</b>	<b>3:00</b>
									
<b>13355</b>					<b>13362</b>				
<b>VA</b>	<b>70</b>	<b>IR/IF</b>	<b>6S</b>	<b>7:00</b>	<b>BO</b>	<b>115</b>	<b>IR/EF</b>	<b>1V</b>	<b>12:00</b>
									
<b>13356</b>					<b>13363</b>				
<b>BO</b>	<b>120</b>	<b>IR/IF</b>	<b>Various</b>		<b>BO</b>	<b>100</b>	<b>IR/EF</b>	<b>6S</b>	<b>10:00</b>
									
<b>13357</b>					<b>13364</b>				
<b>BO</b>	<b>120</b>	<b>IR/IF</b>	<b>6S</b>	<b>1:00</b>	<b>BO</b>	<b>115</b>	<b>IR/EF</b>	<b>6S</b>	<b>9:30</b>
									
<b>13359</b>					<b>13365</b>				
<b>BO</b>	<b>110</b>	<b>IR/IF</b>	<b>Various</b>		<b>BO</b>	<b>140</b>	<b>IR/EF</b>	<b>1V</b>	<b>12:00</b>
									
<b>13360</b>					<b>13366</b>				
<b>BO</b>	<b>110</b>	<b>IR/EF</b>	<b>6S</b>	<b>11:00</b>	<b>BO</b>	<b>140</b>	<b>IR/EF</b>	<b>6S</b>	<b>9:00</b>
									

**PHOTO-ALTERNATORS / PHOTO-ALTERNATEURS / FOTO-ALTERNADORES**

























Mfg.	Amp	Series Série Serie	Pulley Poulie Polea	Clock Horloge Reloj	Mfg.	Amp	Series Série Serie	Pulley Poulie Polea	Clock Horloge Reloj
<b>13367</b>					<b>13373</b>				
BO	80	IR/EF	6S	10:00	BO	80	IR/EF	1V	1:00
									
<b>13368</b>					<b>13374</b>				
BO	70	IR/EF	6S	6:00	BO	90	IR/EF	1V	8:00
									
<b>13369</b>					<b>13375</b>				
BO	90	IR/EF	6S	11:00	BO	85	IR/EF	5S	12:00
									
<b>13370</b>					<b>13376</b>				
BO	80	IR/EF	1V		BO	70	IR/IF	6S	11:00
									
<b>13371</b>					<b>13378</b>				
BO	90	IR/EF	1V	1:00	BO	65	IR/EF	1V	1:00
									
<b>13372</b>					<b>13379</b>				
BO	90	IR/EF	6S	9:00	BO	70	IR/EF	1V	12:30
									

**PHOTO-ALTERNATORS / PHOTO-ALTERNATEURS / FOTO-ALTERNADORES**

























Mfg.	Amp	Series Série Serie	Pulley Poulie Polea	Clock Horloge Reloj	Mfg.	Amp	Series Série Serie	Pulley Poulie Polea	Clock Horloge Reloj
<b>13380</b>					<b>13386</b>				
BO	70	IR/IF	Various	N13380	ND	110	IR/EF	5S	7:00
									
<b>13381</b>					<b>13387</b>				
BO	90	IR/IF	Various	N13381	ND	110	IR/IF	5S	12:00
									
<b>13382</b>					<b>13389</b>				
BO	120	IR/IF	Various	N13382	ND	120	IR/IF	6S	12:00
									
<b>13383</b>					<b>13390</b>				
ND	50	IR/IF	4S	12:00	ND	50	IR/IF	4S	12:00
									
<b>13384</b>					<b>13391</b>				
ND	100	IR/IF	6S	12:00	ND	75	IR/IF	4S	
									
<b>13385</b>					<b>13392</b>				
ND	100	IR/IF	4S	12:00	ND	70	IR/IF	4S	
									



























# PHOTO-ALTERNATORS / PHOTO-ALTERNATEURS / FOTO-ALTERNADORES

Mfg.	Amp	Series Série Serie	Pulley Poulie Polea	Clock Horloge Reloj	Mfg.	Amp	Series Série Serie	Pulley Poulie Polea	Clock Horloge Reloj
<b>13393</b>					<b>13405</b>				
ND	80	IR/IF	4S		BO	140	IR/EF	6S	9:00
									
<b>13395</b>					<b>13406</b>				
ND	100	IR/IF	4S	2:00	MI	95	IR/IF	5S	11:00
									
<b>13396</b> N13396					<b>13407</b> N13407				
ND	80	IR/IF	6S	3:00	ND	80	IR/IF	5S	3:00
									
<b>13397</b> N13397					<b>13409</b>				
ND	70	IR/IF	5S	3:00	ND	70	IR/IF	1V	12:00
									
<b>13398</b> N14668					<b>13410</b>				
ND	70	IR/IF	1V	12:00	ND	100	IR/IF	6S	12:30
									
<b>13399</b>					<b>13413</b>				
BO	140	IR/IF	6S	10:00	ND	80	IR/IF	6S	12:00
									

























**PHOTO-ALTERNATORS / PHOTO-ALTERNATEURS / FOTO-ALTERNADORES**

Mfg.	Amp	Series Série Serie	Pulley Poulie Polea	Clock Horloge Reloj	Mfg.	Amp	Series Série Serie	Pulley Poulie Polea	Clock Horloge Reloj
<b>13414</b>					<b>13424</b>				
ND	50	IR/IF	4S	12:00	ND	80	IR/IF	6S	
									
<b>13415</b>					<b>13429</b>				
MI,ND	55	IR/IF	3S	N13415	MI	80	IR/EF	5S	11:30
									
<b>13417</b>					<b>13430</b>				
BO	120	IR/IF	6S	10:00	MI	65	IR/IF	4S	10:30
									
<b>13419</b>					<b>13433</b>				
ND	80	IR/IF	2V	2:00	ND	65	IR/IF	4S	12:00
									
<b>13421</b>					<b>13434</b>				
IS	55	IR/IF	1V		MI	75	IR/EF	4S	3:00
									
<b>13422</b>					<b>13435</b>				
BO	100	IR/IF	2V	2:00	MI	90	IR/IF	6S	9:00
									

























**PHOTO-ALTERNATORS / PHOTO-ALTERNATEURS / FOTO-ALTERNADORES**

Mfg.	Amp	Series Série Serie	Pulley Poulie Polea	Clock Horloge Reloj	Mfg.	Amp	Series Série Serie	Pulley Poulie Polea	Clock Horloge Reloj
<b>13436</b> LU	80	IR/EF	1V	11:00	<b>13447</b> MI	120	IR/IF	6S	10:30
									
<b>13440</b> ND	80	IR/IF	5S	3:00	<b>13448</b> MI	120	IR/IF	6S	<b>N13448</b> 12:00
									
<b>13443</b> ND	90	ER/IF	6S	12:00	<b>13449</b> MI	110	IR/IF	5S	9:00
									
<b>13444</b> ND	90	ER/IF	6S	12:00	<b>13450</b> MI	75	IR/IF	4S	10:30
									
<b>13445</b> MI	80	IR/IF	4S	2:00	<b>13451</b> MI	75	IR/IF	4S	1:00
									
<b>13446</b> MI	90	IR/IF	5S		<b>13453</b> ND	120	ER/IF	7S	<b>N13453</b>
									

























**PHOTO-ALTERNATORS / PHOTO-ALTERNATEURS / FOTO-ALTERNADORES**

Mfg.	Amp	Series Série Serie	Pulley Poulie Polea	Clock Horloge Reloj	Mfg.	Amp	Series Série Serie	Pulley Poulie Polea	Clock Horloge Reloj
<b>13454</b>					<b>13462</b>				
ND	80	IR/IF	4S		BO	100	IR/IF	1V	
									
<b>13456</b>					<b>13464</b>				
ND	70	IR/IF	4S	12:00	VA	90	IR/IF	6S	12:30
									
<b>13457</b>					<b>13465</b>				
ND	70	IR/IF	4S	12:00	BO	80	IR/IF	6S	9:00
									
<b>13458</b>					<b>13466</b>				
VA	90	IR/IF	Various	N13381	VA	105	IR/EF	6S	9:00
									
<b>13459</b>					<b>13467</b>				
BO	90	IR/IF	5S	11:30	VA	105	IR/EF	1V	1:00
									
<b>13460</b>					<b>13468</b>				
MI	100	IR/IF	5S	11:30	BO	90	IR/EF	6S	9:00
									

























**PHOTO-ALTERNATORS / PHOTO-ALTERNATEURS / FOTO-ALTERNADORES**

Mfg.	Amp	Series Série Serie	Pulley Poulie Polea	Clock Horloge Reloj	Mfg.	Amp	Series Série Serie	Pulley Poulie Polea	Clock Horloge Reloj
<b>13469</b>					<b>13478</b>				
BO	105	IR/EF	6S	9:00	HI,MI	90	IR/IF	4S	
									
<b>13470</b>				<b>N13470</b>	<b>13479</b>				
VA	80	IR/IF	6S	9:00	MI	75	IR/IF	5S	10:30
									
<b>13471</b>					<b>13480</b>				
BO	140	IR/IF	6S	9:00	MI	55	IR/IF	4S	
									
<b>13473</b>				<b>N13473</b>	<b>13482</b>				<b>N13482</b>
MI	110	IR/IF	5S	5:00	ND	80	IR/IF	5S	3:00
									
<b>13474</b>				<b>N13474</b>	<b>13485</b>				<b>N13485</b>
HI	80	IR/IF	6S	11:30	ND	60	IR/IF	4S	12:00
									
<b>13477</b>					<b>13486</b>				<b>N13486</b>
HI	95	IR/IF	5S	4:30	ND	70	IR/IF	4S	12:00
									

























**PHOTO-ALTERNATORS / PHOTO-ALTERNATEURS / FOTO-ALTERNADORES**

Mfg.	Amp	Series Série Serie	Pulley Poulie Polea	Clock Horloge Reloj	Mfg.	Amp	Series Série Serie	Pulley Poulie Polea	Clock Horloge Reloj
<b>13492</b>					<b>13500</b>				
ND	60	IR/IF	1V	12:00	ND	70	IR/IF	4S	12:00
									
<b>13495</b>					<b>13501</b>				
ND	80	IR/IF	6S	2:00	ND	80	IR/IF	4S	12:00
									
<b>13496</b>					<b>13502</b>				
ND	60	IR/IF	4S	4:00	ND	90	IR/IF	4S	12:00
									
<b>13497</b>					<b>13503</b>				
ND	80	IR/IF	2V	3:00	ND	70	IR/IF	5S	3:00
									
<b>13498</b>					<b>13506</b>				
ND	80	IR/IF	5S	3:00	ND	80	IR/IF	6S	9:30
									
<b>13499</b>					<b>13507</b>				
ND	70	IR/IF	5S	3:00	ND	90	IR/IF	5S	9:30
									

# PHOTO-ALTERNATORS / PHOTO-ALTERNATEURS / FOTO-ALTERNADORES

























Mfg.	Amp	Series Série Serie	Pulley Poulie Polea	Clock Horloge Reloj	Mfg.	Amp	Series Série Serie	Pulley Poulie Polea	Clock Horloge Reloj
<b>13508</b>					<b>13521</b>				<b>N13521</b>
ND	55	IR/IF	3S	12:00	ND	75	IR/IF	4S	6:00
									
<b>13509</b>				<b>N13509</b>	<b>13522</b>				<b>N13521</b>
MI,ND	70	IR/IF	4S		ND	60	IR/IF	4S	6:00
									
<b>13511</b>					<b>13523</b>				
MI	90	IR/IF	4S	2:00	MI	70	IR/IF	4S	2:00
									
<b>13512</b>				<b>N13512</b>	<b>13524</b>				
ND	60	IR/IF	5S	12:00	ND	120	IR/IF	5S	12:00
									
<b>13519</b>					<b>13525</b>				
ND	100	IR/IF	2V	2:00	ND	90	IR/IF	4S	12:00
									
<b>13520</b>				<b>N13520</b>	<b>13526</b>				
BO	100	IR/IF	6S	10:00	BO	140	IR/IF	7S	9:00
									

**PHOTO-ALTERNATORS / PHOTO-ALTERNATEURS / FOTO-ALTERNADORES**

























Mfg.	Amp	Series Série Serie	Pulley Poulie Polea	Clock Horloge Reloj	Mfg.	Amp	Series Série Serie	Pulley Poulie Polea	Clock Horloge Reloj
<b>13529</b>				<b>N13529</b>	<b>13538</b>				<b>N13538</b>
ND	90	IR/IF	4S	12:00	ND	90	IR/IF	6S	9:30
									
<b>13531</b>				<b>N13531</b>	<b>13539</b>				<b>N13539</b>
HI	60	IR/IF	1V	12:30	ND	80	IR/IF	6S	9:30
									
<b>13533</b>				<b>N13533</b>	<b>13540</b>				<b>N13540</b>
HI	70	IR/IF	1V	4:00	ND	80	IR/IF	4S	12:00
									
<b>13534</b>				<b>N13534</b>	<b>13541</b>				<b>N13541</b>
HI	80	IR/IF	4S	8:00	BO	120	IR/IF	6S	
									
<b>13536</b>				<b>N13536</b>	<b>13542</b>				<b>N13542</b>
ND	70	IR/IF	4S	12:00	BO	100	IR/IF	2V	1:00
									
<b>13537</b>				<b>N13537</b>	<b>13545</b>				<b>N13545</b>
ND	70	IR/IF	6S	12:00	ND	90	IR/IF	6S	11:30
									



























# PHOTO-ALTERNATORS / PHOTO-ALTERNATEURS / FOTO-ALTERNADORES

Mfg.	Amp	Series Série Serie	Pulley Poulie Polea	Clock Horloge Reloj	Mfg.	Amp	Series Série Serie	Pulley Poulie Polea	Clock Horloge Reloj
<b>13546</b>					<b>13557</b>				<b>N13557</b>
ND	90	IR/IF	6S	12:00	ND	80	IR/IF	5S	3:00
									
<b>13547</b>					<b>13558</b>				<b>N13558</b>
ND	100	IR/IF	6S	12:00	ND	80	IR/IF	6S	2:00
									
<b>13548</b>					<b>13559</b>				<b>N13559</b>
ND	100	IR/IF	1V	7:00	MI	80	IR/IF	4S	
									
<b>13552</b>				<b>N13552</b>	<b>13562</b>				
ND	80	IR/IF	6S	11:30	ND	90	IR/IF	2V	9:30
									
<b>13553</b>					<b>13564</b>				<b>N13564</b>
ND	100	IR/IF	6S	12:00	HI	60	IR/IF	4S	9:00
									
<b>13556</b>				<b>N13556</b>	<b>13564-70</b>				
ND	80	IR/IF	5S	3:00	HI	70	IR/IF	4S	9:00
									

























**PHOTO-ALTERNATORS / PHOTO-ALTERNATEURS / FOTO-ALTERNADORES**

Mfg.	Amp	Series Série Serie	Pulley Poulie Polea	Clock Horloge Reloj	Mfg.	Amp	Series Série Serie	Pulley Poulie Polea	Clock Horloge Reloj
<b>13566</b>					<b>13582</b>				
ND	120	IR/IF	7S	3:00	MI	75	IR/IF	4S	10:30
									
<b>13574</b>					<b>13584</b>				
MD	60	IR/IF	4S	1:30	MI	70	IR/IF	4S	1:30
									
<b>13575</b>				<b>N13575</b>	<b>13585</b>				<b>N13585</b>
MI	90	ER/IF	6S	10:00	MI	90	IR/IF	4S	1:00
									
<b>13577</b>				<b>N13577</b>	<b>13586</b>				<b>N13586</b>
MI	110	ER/IF	5S	1:30	MI	75	IR/IF	4S	1:00
									
<b>13578</b>				<b>N13578</b>	<b>13587</b>				
ND	90	ER/IF	6S	9:00	MI	70	IR/IF	4S	1:30
									
<b>13580</b>				<b>N13580</b>	<b>13592</b>				<b>N13592</b>
MI	90	ER/IF	4S	3:30	ND	125	ER/IF	6S	8:30
									























**PHOTO-ALTERNATORS / PHOTO-ALTERNATEURS / FOTO-ALTERNADORES**

Mfg.	Amp	Series Série Serie	Pulley Poulie Polea	Clock Horloge Reloj	Mfg.	Amp	Series Série Serie	Pulley Poulie Polea	Clock Horloge Reloj
<b>13593</b>					<b>13602</b>				
ND	90	ER/IF	6S	3:00	BO	115	IR/EF	1V	9:00
									
<b>13594</b>					<b>13603</b>				
ND	120	ER/IF	6S	3:00	BO	80	IR/EF	1V	6:00
									
<b>13595</b>					<b>13604</b>				
MI	130	ER/IF	5S	1:00	BO	100	IR/EF	2V	11:00
									
<b>13596</b>					<b>13605</b>				
MI	95	IR/IF	6S	9:30	BO,VA	90	IR/IF	6S	
									
<b>13597</b>					<b>13606</b>				
MI	110	IR/IF	6S	9:30	BO,VA	70	IR/IF	6S	
									
<b>13598</b>					<b>13607</b>				
MI	90	IR/IF	5S	10:00	BO	55	IR/EF	4S	9:30
									

























**PHOTO-ALTERNATORS / PHOTO-ALTERNATEURS / FOTO-ALTERNADORES**

Mfg.	Amp	Series Série Serie	Pulley Poulie Polea	Clock Horloge Reloj	Mfg.	Amp	Series Série Serie	Pulley Poulie Polea	Clock Horloge Reloj
<b>13609</b>					<b>13617</b>				
BO	120	IR/IF	6S	12:30	BO	120	IR/IF	5S	9:00
									
<b>13610</b>				<b>N13610</b>	<b>13618</b>				
BO	90	IR/IF	6S	11:00	BO	105	IR/EF	6S	9:00
									
<b>13612</b>				<b>N13612</b>	<b>13619</b>				
HI	125	IR/IF	6S	1:30	BO	70	IR/IF	6S	9:00
									
<b>13613</b>				<b>N13613</b>	<b>13622</b>				
BO	90	IR/IF	6S	11:00	BO	120	IR/IF	6S	9:00
									
<b>13615</b>					<b>13623</b>				
MI	90	IR/IF	5S	9:30	BO	120	IR/IF	6S	1:00
									
<b>13616</b>					<b>13624</b>				
MI	90	IR/IF	4S	1:00	BO	120	IR/IF	6S	1:00
									

























# PHOTO-ALTERNATORS / PHOTO-ALTERNATEURS / FOTO-ALTERNADORES

Mfg.	Amp	Series Série Serie	Pulley Poulie Polea	Clock Horloge Reloj	Mfg.	Amp	Series Série Serie	Pulley Poulie Polea	Clock Horloge Reloj
<b>13625</b>					<b>13638</b>				<b>N13638</b>
BO	90	IR/IF	1V		HI	90	IR/IF	6S	1:00
									
<b>13626</b>					<b>13639</b>				<b>N13639</b>
BO	120	IR/IF	6S		HI	110	IR/IF	6S	
<i>No Photo Available Acune Photo Disponibile Ninguna Foto Disponible</i>									
<b>13628</b>					<b>13640</b>				
PR	140	IR/IF	6S	9:00	HI,MI	80	IR/IF	6S	
									
<b>13631</b>					<b>13641</b>				
BO	110	IR/IF	6S	11:00	HI	90	IR/IF	4S	
									
<b>13636</b>					<b>13643</b>				
HI	80	IR/IF	6S	11:30	HI	70	IR/IF	1V	4:00
									
<b>13637</b>					<b>13644</b>				
HI	70	IR/IF	6S	10:00	HI	60	IR/IF	1V	12:00
									

























**PHOTO-ALTERNATORS / PHOTO-ALTERNATEURS / FOTO-ALTERNADORES**

Mfg.	Amp	Series Série Serie	Pulley Poulie Polea	Clock Horloge Reloj	Mfg.	Amp	Series Série Serie	Pulley Poulie Polea	Clock Horloge Reloj
<b>13645</b>				<b>N13645</b>	<b>13661</b>				
HI	85	IR/IF	5S	10:00	VA	80	IR/IF	7S	9:00
									
<b>13646</b>				<b>N13646</b>	<b>13662</b>				
KI,MD	70	IR/IF	4S		VA	105	IR/IF	6S	
									
<b>13648</b>				<b>N13648</b>	<b>13663</b>				
MI	90	IR/IF	4S	9:00	VA	80	IR/IF	1V	12:00
									
<b>13649</b>				<b>N13649</b>	<b>13664</b>				<b>N13664</b>
MI	75	IR/IF	4S	11:00	VA	80	IR/IF	6S	9:00
									
<b>13658</b>				<b>N13380</b>	<b>13668</b>				
VA	70	IR/IF	6S		ND	100	IR/IF	6S	12:00
									
<b>13660</b>					<b>13669</b>				
PR	140	IR/EF	6S	9:30	ND	80	IR/IF	6S	12:00
									

**PHOTO-ALTERNATORS / PHOTO-ALTERNATEURS / FOTO-ALTERNADORES**

























Mfg.	Amp	Series Série Serie	Pulley Poulie Polea	Clock Horloge Reloj	Mfg.	Amp	Series Série Serie	Pulley Poulie Polea	Clock Horloge Reloj
<b>13671</b>				<b>N13671</b>	<b>13684</b>				
ND	70	IR/IF	4S		ND	110	IR/IF	5S	2:00
									
<b>13673</b>				<b>N13673</b>	<b>13685</b>				
ND	70	IR/IF	5S	12:00	ND	110	IR/IF	5S	12:00
									
<b>13674</b>					<b>13687</b>				
ND	80	IR/IF	4S	12:00	ND	110	IR/IF	7S	12:30
									
<b>13675</b>				<b>N13675</b>	<b>13688</b>				
ND	110	IR/IF	5S	12:15	ND	110	IR/IF	5S	11:45
									
<b>13677</b>				<b>N13677</b>	<b>13689</b>				
ND	90	IR/IF	4S	12:00	BO	108	IR/IF	6S	2:00
									
<b>13680</b>				<b>N13680</b>	<b>13690</b>				
ND	70	IR/IF	5S	12:00	ND	120	IR/IF	5S	6:00
									

**PHOTO-ALTERNATORS / PHOTO-ALTERNATEURS / FOTO-ALTERNADORES**

























Mfg.	Amp	Series Série Serie	Pulley Poulie Polea	Clock Horloge Reloj	Mfg.	Amp	Series Série Serie	Pulley Poulie Polea	Clock Horloge Reloj
<b>13692</b>					<b>N13692</b>				
MI	85	IR/IF	5S	9:30	ND	90	IR/IF	4S	12:00
									
<b>13696</b>					<b>13706</b>				
MM	85	IR/IF	4S	1:00	ND	100	IR/IF	6S	1:30
									
<b>13697</b>					<b>13707</b>				
MM	100	IR/IF	4S	1:00	VA	70	IR/EF	6S	8:30
									
<b>13700</b>					<b>N13700</b>				
MI	70	IR/IF	4S	11:00	VA	90	IR/IF	6S	8:30
									
<b>13701</b>					<b>13710</b>				
MD	75	IR/IF	4S	10:30	BO	150	IR/IF	Various	
									
<b>13702</b>					<b>13711</b>				
MD	90	IR/IF	4S	10:30	ND	70	IR/IF	4S	12:00
									



























# PHOTO-ALTERNATORS / PHOTO-ALTERNATEURS / FOTO-ALTERNADORES

Mfg.	Amp	Series Série Serie	Pulley Poulie Polea	Clock Horloge Reloj	Mfg.	Amp	Series Série Serie	Pulley Poulie Polea	Clock Horloge Reloj
<b>13712</b>				<b>N13712</b>	<b>13719</b>				<b>N13719</b>
HI	110	IR/IF	6S	1:30	MI	80	PD/IF	4S	2:00
									
<b>13713</b>				<b>N13713</b>	<b>13720</b>				<b>N13720</b>
HI	90	IR/IF	6S	1:00	VA	105	IR/IF	6S	2:30
									
<b>13714</b>					<b>13721</b>				<b>N13721</b>
ND	120	IR/IF	5S	7:00	VA	110	IR/IF	6S	1:00
									
<b>13715</b>				<b>N13715</b>	<b>13722</b>				
ND	100	IR/IF	6S	12:00	ND	90	IR/IF	6S	9:30
									
<b>13717</b>					<b>13724</b>				
MI	70	IR/IF	4S		HI	100	IR/IF	6S	1:00
									
<b>13718</b>				<b>N13718</b>	<b>13725</b>				
MI	70	PD/IF	4S	2:00	MM	100	IR/IF	7S	9:00
									

























**PHOTO-ALTERNATORS / PHOTO-ALTERNATEURS / FOTO-ALTERNADORES**

Mfg.	Amp	Series Série Serie	Pulley Poulie Polea	Clock Horloge Reloj	Mfg.	Amp	Series Série Serie	Pulley Poulie Polea	Clock Horloge Reloj
<b>13726</b>					<b>13733</b>				
MM	120	IR/IF	7S	9:00	BO	90	IR/IF	6S	9:00
									
<b>13727</b>					<b>13734</b>				
MM	100	IR/IF	7S	9:00	BO	140	IR/IF	6S	3:30
									
<b>13728</b>				<b>N13728</b>	<b>13735</b>				<b>N13735</b>
HI	80	IR/IF	6S	10:00	MI	85	ER/IF	4S	4:00
									
<b>13729</b>					<b>13736</b>				
BO	140	IR/IF	7S	1:00	BO	120	IR/IF	6S	12:30
									
<b>13731</b>					<b>13737</b>				
MD	80	IR/IF	4S		ND	110	IR/IF	5S	2:00
									
<b>13732</b>					<b>13738</b>				
ND	80	IR/IF	6S	10:30	ND	110	IR/IF	5S	12:00
									

























# PHOTO-ALTERNATORS / PHOTO-ALTERNATEURS / FOTO-ALTERNADORES

Mfg.	Amp	Series Série Serie	Pulley Poulie Polea	Clock Horloge Reloj	Mfg.	Amp	Series Série Serie	Pulley Poulie Polea	Clock Horloge Reloj
<b>13739</b>					<b>13745</b>				<b>N13745</b>
ND	75	IR/IF	4S	5:30	HI	60	IR/IF	4S	9:00
									
<b>13740</b>					<b>13746</b>				<b>N13746</b>
ND	60	IR/IF	4S	6:00	ND	120	ER/IF	6S	12:30
									
<b>13741</b>				<b>N13741</b>	<b>13747</b>				<b>N13747</b>
ND	125	ER/IF	6S	8:30	ND	80	IR/IF	6S	2:00
									
<b>13742</b>				<b>N13742</b>	<b>13748</b>				
ND	136	ER/IF	7S	12:30	ND	80	IR/IF	6S	11:30
									
<b>13743</b>					<b>13749</b>				
ND	95	IR/IF	4S	12:00	MI	110	IR/IF	6S	2:00
									
<b>13744</b>				<b>N13744</b>	<b>13750</b>				
HI	60	IR/IF	1V	9:00	MI	80	IR/IF	5S	4:00
									

























**PHOTO-ALTERNATORS / PHOTO-ALTERNATEURS / FOTO-ALTERNADORES**

Mfg.	Amp	Series Série Serie	Pulley Poulie Polea	Clock Horloge Reloj	Mfg.	Amp	Series Série Serie	Pulley Poulie Polea	Clock Horloge Reloj
<b>13751</b>					<b>13757</b>				<b>N13757</b>
MI	80	IR/IF	4S	4:00	HI	60	IR/IF	6S	9:00
									
<b>13752</b>					<b>13758</b>				
MI	75	IR/IF	5S	10:30	ND	120	IR/IF	7S	8:00
									
<b>13753</b>					<b>13759</b>				<b>N13759</b>
ND	75	IR/IF	4S		ND	90	IR/IF	5S	11:45
									
<b>13754</b>				<b>N13754</b>	<b>13760</b>				<b>N13760</b>
ND	90	IR/IF	5S	3:00	HI	100	IR/IF	6S	11:45
									
<b>13755</b>				<b>N13755</b>	<b>13761</b>				
ND	90	IR/IF	6S	2:00	BO	80	IR/IF	6S	3:30
									
<b>13756</b>				<b>N13756</b>	<b>13762</b>				
ND	80	IR/IF	6S	10:00	MI	90	IR/IF	4S	11:00
									

























# PHOTO-ALTERNATORS / PHOTO-ALTERNATEURS / FOTO-ALTERNADORES

Mfg.	Amp	Series Série Serie	Pulley Poulie Polea	Clock Horloge Reloj	Mfg.	Amp	Series Série Serie	Pulley Poulie Polea	Clock Horloge Reloj
<b>13763</b>				<b>N13763</b>	<b>13770</b>				<b>N13770</b>
ND	120	ER/IF	6S	2:00	BO	105	IR/IF	6S	1:30
									
<b>13764</b>				<b>N13764</b>	<b>13771</b>				<b>N13771</b>
MI	130	ER/IF	6S	1:30	BO	125	IR/IF	6S	1:30
									
<b>13765</b>				<b>N13765</b>	<b>13772</b>				<b>N13772</b>
ND	130	ER/IF	6S	3:00	BO	115	IR/IF	6S	1:00
									
<b>13766</b>				<b>N13766</b>	<b>13773</b>				<b>N13773</b>
ND	136	ER/IF	8S	3:00	BO	150	IR/IF	6S	12:00
									
<b>13767</b>				<b>N13767</b>	<b>13773B</b>				<b>N13773B</b>
ND	80	IR/IF	6S	9:30	BO	150	IR/IF	6S	12:00
									
<b>13769</b>				<b>N13769</b>	<b>13774</b>				<b>N13774</b>
ND	130	IR/IF	6S		BO	120	IR/IF	6S	3:30
									

























**PHOTO-ALTERNATORS / PHOTO-ALTERNATEURS / FOTO-ALTERNADORES**

Mfg.	Amp	Series Série Serie	Pulley Poulie Polea	Clock Horloge Reloj	Mfg.	Amp	Series Série Serie	Pulley Poulie Polea	Clock Horloge Reloj
<b>13775</b>					<b>13781</b>				<b>N13781</b>
HI	70	IR/IF	6S	9:00	MI	70	IR/IF	5S	2:00
									
<b>13776</b>					<b>13782</b>				
ND	95	IR/IF	6S	9:30	MD	95	IR/IF	6S	12:00
									
<b>13777</b>				<b>N13777</b>	<b>13783</b>				<b>N13783</b>
BO	136	ER/IF	6S	1:30	MD	95	IR/IF	4S	4:00
									
<b>13778</b>				<b>N13778</b>	<b>13784</b>				
HI	70	IR/IF	1V	12:00	MI	90	IR/IF	6S	12:00
									
<b>13779</b>					<b>13785</b>				<b>N13785</b>
BO	150	IR/IF	6S	1:00	MD	70	IR/IF	4S	2:30
									
<b>13780</b>					<b>13786</b>				
MI	60	IR/IF	4S	2:00	MI	100	IR/IF	5S	9:30
									

**PHOTO-ALTERNATORS / PHOTO-ALTERNATEURS / FOTO-ALTERNADORES**

























Mfg.	Amp	Series Série Serie	Pulley Poulie Polea	Clock Horloge Reloj	Mfg.	Amp	Series Série Serie	Pulley Poulie Polea	Clock Horloge Reloj
<b>13787</b>				<b>N13787</b>	<b>13793</b>				
MI	90	IR/IF	4S	4:00	BO	115	IR/IF	6S	8:00
									
<b>13788</b>				<b>N13788</b>	<b>13794</b>				<b>N13794</b>
HI	70	PD/IF	4S	3:00	ND	80	IR/IF	4S	4:00
									
<b>13789</b>				<b>N13789</b>	<b>13795</b>				<b>N13795</b>
HI	80	IR/IF	5S	4:00	ND	80	IR/IF	4S	12:00
									
<b>13790</b>				<b>N13790</b>	<b>13796</b>				
ND	136	ER/IF	6S	2:00	ND	80	IR/IF	6S	12:00
									
<b>13791</b>				<b>N13791</b>	<b>13797</b>				
ND	100	IR/IF	6S	12:00	BO	115	IR/IF	6S	2:00
									
<b>13792</b>				<b>N13792</b>	<b>13798</b>				
BO	150	IR/IF	6S	11:00	BO	90	IR/IF	6S	8:30
									

**PHOTO-ALTERNATORS / PHOTO-ALTERNATEURS / FOTO-ALTERNADORES**

























Mfg.	Amp	Series Série Serie	Pulley Poulie Polea	Clock Horloge Reloj	Mfg.	Amp	Series Série Serie	Pulley Poulie Polea	Clock Horloge Reloj
<b>13799</b>					<b>13805</b>				<b>N13805</b>
VA	80	IR/IF	6S	10:30	BO	120	IR/IF	6S	12:00
									
<b>13800</b>					<b>13806</b>				<b>N13806</b>
BO	100	IR/IF	6S	10:00	ND	100	IR/IF	6S	2:00
									
<b>13801</b>				<b>N13801</b>	<b>13807</b>				
BO	120	IR/IF	6SC	2:00	BO	130	IR/IF	6S	
									
<b>13802</b>					<b>13808</b>				
BO	120	IR/IF	6S	2:00	BO	130	IR/IF	6S	12:30
									
<b>13803</b>					<b>13809</b>				
BO	120	IR/IF	6S	8:00	ND	117	ER/IF	6S	2:00
									
<b>13804</b>					<b>13810</b>				
BO	120	IR/IF	5S	2:00	BO	120	IR/IF	6S	5:00
									



























**PHOTO-ALTERNATORS / PHOTO-ALTERNATEURS / FOTO-ALTERNADORES**

Mfg.	Amp	Series Série Serie	Pulley Poulie Polea	Clock Horloge Reloj	Mfg.	Amp	Series Série Serie	Pulley Poulie Polea	Clock Horloge Reloj
<b>13811</b>					<b>13817</b>				
BO	90	IR/IF	6SC	11:00	BO	120	IR/IF	5S	12:00
									
<b>13812</b>					<b>13818</b>				
BO	130	IR/IF	7S	2:00	BO	115	IR/IF	6S	11:00
									
<b>13813</b>					<b>13819</b>				
BO	150	IR/IF	7S	11:00	BO	115	IR/IF	6S	11:00
									
<b>13814</b>					<b>13820</b>				<b>N13820</b>
VA	90	IR/IF	5S	12:00	MI	75	IR/IF	5S	10:30
									
<b>13815</b>					<b>13821</b>				<b>N13821</b>
BO	150	IR/LC	7S	10:00	MI	125	IR/IF	5S	5:00
									
<b>13816</b>					<b>13822</b>				<b>N13822</b>
BO	90	IR/IF	5S	12:00	ND	117	ER/IF	6S	3:00
									

























**PHOTO-ALTERNATORS / PHOTO-ALTERNATEURS / FOTO-ALTERNADORES**

Mfg.	Amp	Series Série Serie	Pulley Poulie Polea	Clock Horloge Reloj	Mfg.	Amp	Series Série Serie	Pulley Poulie Polea	Clock Horloge Reloj
<b>13823</b>				<b>N13823</b>	<b>13829</b>				<b>N13829</b>
ND	117	ER/IF	7S	3:00	HI	90	IR/IF	5S	10:00
									
<b>13824</b>				<b>N13824</b>	<b>13831</b>				
ND	136	ER/IF	7S	3:00	BO	70	IR/IF	6SC	9:00
									
<b>13825</b>				<b>N13825</b>	<b>13832</b>				
HI	90	IR/IF	6S	9:00	BO	90	IR/IF	6SC	8:00
									
<b>13826</b>				<b>N13826</b>	<b>13833</b>				
HI	110	IR/IF	6S	1:00	BO	120	IR/IF	6S	11:00
									
<b>13827</b>				<b>N13827</b>	<b>13834</b>				
HI	100	IR/IF	6S	10:00	ND	81	ER/IF	6S	3:00
									
<b>13828</b>				<b>N13828</b>	<b>13835</b>				<b>N13835</b>
HI	100	IR/IF	6S	1:00	ND	105	IR/IF	6S	12:00
									

























# PHOTO-ALTERNATORS / PHOTO-ALTERNATEURS / FOTO-ALTERNADORES

Mfg.	Amp	Series Série Serie	Pulley Poulie Polea	Clock Horloge Reloj	Mfg.	Amp	Series Série Serie	Pulley Poulie Polea	Clock Horloge Reloj
<b>13837</b>					<b>13844</b>				<b>N13844</b>
ND	75	IR/IF	6S	6:00	ND	100	IR/IF	6S	2:15
									
<b>13838</b>					<b>13845</b>				
BO	120	IR/IF	7S		ND	120	IR/IF	6SC	10:00
									
<b>13839</b>				<b>N13839</b>	<b>13846</b>				<b>N13846</b>
MD	80	IR/IF	4S	10:30	VA	120	IR/IF	6S	2:00
									
<b>13840</b>					<b>13848</b>				
MI	90	IR/IF	5S	4:00	VA	80	IR/IF	6S	2:00
									
<b>13842</b>				<b>N13842</b>	<b>13849</b>				
ND	136	ER/IF	6S	3:00	BO	70	IR/IF	6SC	1:00
									
<b>13843</b>					<b>13850</b>				
BO	117	ER/IF	7S	3:00	BO	70	IR/IF	Various	
									

























**PHOTO-ALTERNATORS / PHOTO-ALTERNATEURS / FOTO-ALTERNADORES**

Mfg.	Amp	Series Série Serie	Pulley Poulie Polea	Clock Horloge Reloj	Mfg.	Amp	Series Série Serie	Pulley Poulie Polea	Clock Horloge Reloj
<b>13851</b>					<b>13857</b>				
BO	90	IR/IF	6SC	1:00	ND	90	IR/IF	4S	8:30
									
<b>13852</b>				<b>N13852</b>	<b>13858</b>				
BO	90	IR/IF	Various		ND	70	IR/IF	6S	12:30
									
<b>13853</b>				<b>N13853</b>	<b>13859</b>				<b>N13859</b>
BO	120	IR/IF	6SC	1:30	ND	100	IR/IF	6S	12:00
									
<b>13854</b>				<b>N13854</b>	<b>13860</b>				<b>N13860</b>
BO	136	ER/IF	7S	1:00	BO	130	IR/IF	6S	10:00
									
<b>13855</b>					<b>13861</b>				
BO	150	IR/IF	6S	8:00	ND	125	ER/IF	7S	3:00
									
<b>13856</b>					<b>13863</b>				<b>N13863</b>
ND	100	IR/IF	6S	12:00	KI	70	IR/IF	4S	2:00
									

























**PHOTO-ALTERNATORS / PHOTO-ALTERNATEURS / FOTO-ALTERNADORES**

Mfg.	Amp	Series Série Serie	Pulley Poulie Polea	Clock Horloge Reloj	Mfg.	Amp	Series Série Serie	Pulley Poulie Polea	Clock Horloge Reloj
<b>13864</b>					<b>13870</b>				<b>N13870</b>
VA	110	IR/IF	6SD	3:00	ND	160	ER/IF	6SC	9:00
									
<b>13865</b>				<b>N13865</b>	<b>13871</b>				<b>N13871</b>
VA	105	IR/IF	6S	9:00	ND	136	ER/IF	6SC	9:00
									
<b>13866</b>				<b>N13866</b>	<b>13872</b>				<b>N13872</b>
VA	125	IR/IF	6S	9:00	BO	132	ER/IF	6S	1:00
									
<b>13867</b>					<b>13873</b>				<b>N13873</b>
ND	136	ER/IF	6S	3:00	ND	136	ER/IF	6S	2:00
									
<b>13868</b>				<b>N13868</b>	<b>13873CP</b>				<b>N13873CP</b>
ND	120	ER/IF	6S	3:00	ND	136	ER/IF	6SC	2:00
									
<b>13869</b>				<b>N13869</b>	<b>13874</b>				<b>N13874</b>
ND	81	ER/IF	6S	2:00	ND	136	ER/IF	8S	3:00
									

























**PHOTO-ALTERNATORS / PHOTO-ALTERNATEURS / FOTO-ALTERNADORES**

Mfg.	Amp	Series Série Serie	Pulley Poulie Polea	Clock Horloge Reloj	Mfg.	Amp	Series Série Serie	Pulley Poulie Polea	Clock Horloge Reloj
<b>13875</b>					<b>13881</b>				
ND	90	IR/IF	6S	6:00	BO	136	ER	8S	1:00
									
<b>13876</b>				<b>N13876</b>	<b>13882</b>				<b>N13882</b>
ND	117	ER/IF	6S	1:00	BO	120	IR/IF	6S	2:00
									
<b>13877</b>				<b>N13877</b>	<b>13883</b>				
ND	117	ER/IF	6S	3:00	MI	100	PD/IF	6SC	11:30
									
<b>13878</b>				<b>N13878</b>	<b>13884</b>				<b>N13884</b>
ND	80	IR/IF	6S	9:00	BO	120	IR/IF	6S	1:00
									
<b>13879</b>				<b>N13879</b>	<b>13885</b>				<b>N13885</b>
ND	80	IR/IF	6S	9:00	ND	80	IR/IF	5S	12:00
									
<b>13880</b>				<b>N13880</b>	<b>13886</b>				<b>N13886</b>
ND	117	ER/IF	6S	1:00	MI	85	IR/IF	6S	2:00
									

# PHOTO-ALTERNATORS / PHOTO-ALTERNATEURS / FOTO-ALTERNADORES

























Mfg.	Amp	Series Série Serie	Pulley Poulie Polea	Clock Horloge Reloj	Mfg.	Amp	Series Série Serie	Pulley Poulie Polea	Clock Horloge Reloj
<b>13887</b>					<b>13894</b>				
MD	120	IR/IF	6S	3:00	ND	105	IR/IF	6S	9:00
									
<b>13888</b>					<b>13895</b>				
MI	100	IR/IF	6S	11:00	HI	80	PD/IF	4S	3:00
									
<b>13889</b>				<b>N13889</b>	<b>13896</b>				<b>N13896</b>
MI	90	IR/IF	5S	11:00	ND	70	IR/IF	4S	9:00
									
<b>13890</b>					<b>13897</b>				
MI	75	IR/IF	5S	11:00	BO	120	IR/IF	7S	4:00
									
<b>13892</b>				<b>N13892</b>	<b>13898</b>				<b>N13898</b>
MI	120	ER/IF	4S	4:00	MI	85	IR/IF	5S	4:00
									
<b>13893</b>				<b>N13893</b>	<b>13899</b>				<b>N13899</b>
MI	70	IR/IF	6S	10:00	ND	136	ER/IF	6S	3:00
									

**PHOTO-ALTERNATORS / PHOTO-ALTERNATEURS / FOTO-ALTERNADORES**

























Mfg.	Amp	Series Série Serie	Pulley Poulie Polea	Clock Horloge Reloj	Mfg.	Amp	Series Série Serie	Pulley Poulie Polea	Clock Horloge Reloj
<b>13900</b>					<b>13908</b>				
HI	110	IR/IF	6S	10:00	ND	120	IR/IF	6S	12:00
									
<b>13902</b>					<b>13909</b>				
BO	70	IR/IF	6S	9:00	ND	120	IR/IF	6S	9:00
									
<b>13904</b>					<b>13910</b>				
BO	120	IR/IF	7S	1:00	ND	117	ER/IF	7S	3:00
									
<b>13905</b>					<b>13911</b>				
ND	130	IR/IF	6S	3:00	ND	136	ER/IF	7S	3:00
									
<b>13906</b>					<b>13912</b>				
ND	117	ER/IF	6S	3:00	ND	136	ER/IF	6S	1:00
									
<b>13907</b>					<b>13913</b>				
ND	81	ER/IF	6S	1:00	ND	160	ER/IF	6S	2:00
									



























**PHOTO-ALTERNATORS / PHOTO-ALTERNATEURS / FOTO-ALTERNADORES**

Mfg.	Amp	Series Série Serie	Pulley Poulie Polea	Clock Horloge Reloj	Mfg.	Amp	Series Série Serie	Pulley Poulie Polea	Clock Horloge Reloj
<b>13914</b>					<b>13920</b>				<b>N13920</b>
ND	136	ER/IF	7S	3:00	BO	136	ER/IF	7S	1:00
									
<b>13915</b>					<b>13921</b>				
ND	160	ER/IF	7S	3:00	BO	90	IR/IF	Various	8:00
									
<b>13916</b>				<b>N13916</b>	<b>13922</b>				
BO	136	ER/IF	6S	1:00	BO	120	IR/IF	6S	8:00
									
<b>13917</b>					<b>13923</b>				
BO	136	ER/IF	7S	1:00	ND	130	ER/IF	6S	3:00
									
<b>13918</b>				<b>N13918</b>	<b>13924</b>				
ND	130	IR/IF	6S	12:00	ND	125	ER/IF	7S	3:00
									
<b>13919</b>					<b>13925</b>				
ND	140	IR/IF	6S	7:00	ND	120	IR/IF	6S	4:00
									

























**PHOTO-ALTERNATORS / PHOTO-ALTERNATEURS / FOTO-ALTERNADORES**

Mfg.	Amp	Series Série Serie	Pulley Poulie Polea	Clock Horloge Reloj	Mfg.	Amp	Series Série Serie	Pulley Poulie Polea	Clock Horloge Reloj
<b>13926</b>					<b>13932</b>				<b>N13932</b>
ND	100	IR/IF	6SC	4:00	VA	120	IR/IF	6S	8:00
									
<b>13927</b>					<b>13933</b>				<b>N13933</b>
ND	130	IR/IF	6S	2:00	VA	90	IR/IF	6S	7:00
									
<b>13928</b>					<b>13934</b>				
VA	120	IR/IF	6S	1:00	HI	110	IR/IF	6S	1:00
									
<b>13929</b>					<b>13935</b>				
MI	95	IR/IF	5S	4:00	HI	90	IR/IF	6S	9:00
									
<b>13930</b>				<b>N13930</b>	<b>13936</b>				
VA	90	IR/IF	5S	7:00	KI	80	IR/IF	4S	2:00
									
<b>13931</b>				<b>N13931</b>	<b>13937</b>				<b>N13937</b>
VA	120	IR/IF	5S	8:00	HI	80	IR/IF	6S	10:00
									

























**PHOTO-ALTERNATORS / PHOTO-ALTERNATEURS / FOTO-ALTERNADORES**

Mfg.	Amp	Series Série Serie	Pulley Poulie Polea	Clock Horloge Reloj	Mfg.	Amp	Series Série Serie	Pulley Poulie Polea	Clock Horloge Reloj
<b>13938</b>				<b>N13938</b>	<b>13945</b>				<b>N13945</b>
VA	125	IR/IF	6S	11:00	VA	95	IR/IF	6S	1:00
									
<b>13939</b>				<b>N13939</b>	<b>13946</b>				
HI	110	IR/IF	6SC	12:00	VA	90	IR/IF	6S	1:00
									
<b>13940</b>				<b>N13940</b>	<b>13947</b>				<b>N13947</b>
HI	110	IR/IF	6S	1:00	VA	120	IR/IF	6SC	1:00
									
<b>13942</b>					<b>13948</b>				<b>N13948</b>
HI	120	IR/IF	6SC	3:00	MD	80	IR/IF	4S	2:00
									
<b>13943</b>				<b>N13943</b>	<b>13949</b>				
VA	120	IR/IF	6S	10:00	MI	100	IR/IF	7S	12:00
									
<b>13944</b>				<b>N13944</b>	<b>13950</b>				
VA	105	IR/IF	5S	4:00	MI	70	IR/IF	4S	2:00
									

























**PHOTO-ALTERNATORS / PHOTO-ALTERNATEURS / FOTO-ALTERNADORES**

Mfg.	Amp	Series Série Serie	Pulley Poulie Polea	Clock Horloge Reloj	Mfg.	Amp	Series Série Serie	Pulley Poulie Polea	Clock Horloge Reloj
<b>13951</b>					<b>13957</b>				
BO	120	IR/IF	5S	8:00	ND	90	IR/IF	7S	2:00
									
<b>13952</b>					<b>13958</b>				<b>N13958</b>
BO	140	IR/IF	6SD		ND	80	IR/IF	7S	2:00
									
<b>13953</b>					<b>13959</b>				
BO	150	IR/IF	6S	1:00	ND	100	IR/IF	7S	2:00
									
<b>13954</b>					<b>13960</b>				<b>N13960</b>
BO	120	IR/IF	7SC	12:00	ND	117	ER/IF	6SC	10:00
									
<b>13955</b>					<b>13961</b>				
MI	130	ER/IF	6SD	1:00	ND	136	ER/IF	6SC	10:00
									
<b>13956</b>				<b>N13956</b>	<b>13962</b>				
ND	100	IR/IF	6S	2:00	ND	100	IR/IF	7S	2:00
									

























# PHOTO-ALTERNATORS / PHOTO-ALTERNATEURS / FOTO-ALTERNADORES

Mfg.	Amp	Series Série Serie	Pulley Poulie Polea	Clock Horloge Reloj	Mfg.	Amp	Series Série Serie	Pulley Poulie Polea	Clock Horloge Reloj
<b>13963</b>					<b>13969</b>				<b>N13969</b>
ND	130	IR/IF	7S	2:00	VA	145	IR/IF	6SD	1:00
									
<b>13964</b>				<b>N13964</b>	<b>13969CP</b>				
ND	130	ER/IF	6S	2:00	VA	145	IR/IF	6SD	1:00
									
<b>13965</b>					<b>13970</b>				<b>N13970</b>
ND	95	IR/IF	7S	1:00	VA	120	IR/IF	6S	2:00
									
<b>13966</b>				<b>N13966</b>	<b>13971</b>				
MI	90	IR/IF	7S	12:00	VA	90	IR/IF	6S	2:00
									
<b>13967</b>					<b>13972</b>				
MD	120	IR/IF	6S	1:00	BO	115	IR/IF	6SC	8:00
									
<b>13968</b>				<b>N13968</b>	<b>13973</b>				<b>N13973</b>
VA	145	IR/IF	6S	1:00	MD	90	IR/IF	4S	10:00
									























**PHOTO-ALTERNATORS / PHOTO-ALTERNATEURS / FOTO-ALTERNADORES**

Mfg.	Amp	Series Série Serie	Pulley Poulie Polea	Clock Horloge Reloj	Mfg.	Amp	Series Série Serie	Pulley Poulie Polea	Clock Horloge Reloj
<b>13974</b>					<b>13980</b>				<b>N13980</b>
VA	120	IR/IF	6S		ND	105	IR/IF	7S	10:00
									
<b>13975</b>					<b>13981</b>				
BO	150	IR/LC	7S	12:00	ND	150	IR/IF	6S	2:00
									
<b>13976</b>					<b>13982</b>				
BO	180	IR/LC	6S		ND	95	IR/IF	4S	12:00
									
<b>13977</b>					<b>13983</b>				
ND	80	IR/IF	7S	2:00	ND	130	IR/IF	6S	12:00
									
<b>13978</b>					<b>13984</b>				
ND	150	IR/IF	6S	10:30	ND	130	IR/IF	7S	11:00
									
<b>13979</b>					<b>13985</b>				<b>N13985</b>
ND	140	IR/IF	6S	8:00	BO	150	ER/IF	7S	10:00
									

**PHOTO-ALTERNATORS / PHOTO-ALTERNATEURS / FOTO-ALTERNADORES**























Mfg.	Amp	Series Série Serie	Pulley Poulie Polea	Clock Horloge Reloj	Mfg.	Amp	Series Série Serie	Pulley Poulie Polea	Clock Horloge Reloj
<b>13986</b> BO	120	IR/IF	6S		<b>13992</b> ND	130	IR/IF	6S	
									
<b>13987</b> BO	136	ER/IF	8S	N13987 11:00	<b>13993</b> VA	105	IR/IF	6S	N13993 9:30
									
<b>13988</b> ND	160	ER/IF	7S	N13988 11:00	<b>13994</b> ND	130	IR/IF	6S	12:00
									
<b>13989</b> BO	105	IR/IF	6S	N13989	<b>13995</b> MI	120	ER/IF	4S	N13995 3:00
									
<b>13990</b> VA	120	IR/IF	7S	1:00	<b>13996</b> MI	90	PD/IF	6SC	N13996 3:00
									
<b>13991</b> ND	100	IR/IF	6S	12:15	<b>13997</b> BO	140	IR/IF	6S	1:00
									

**PHOTO-ALTERNATORS / PHOTO-ALTERNATEURS / FOTO-ALTERNADORES**























Mfg.	Amp	Series Série Serie	Pulley Poulie Polea	Clock Horloge Reloj	Mfg.	Amp	Series Série Serie	Pulley Poulie Polea	Clock Horloge Reloj
<b>13998</b>					<b>14029</b>				
BO	140	IR/IF	6SC	1:00	LU	34	IR/EF	1V	4:00
									
<b>13999</b>					<b>14030</b>				
ND	117	ER/IF	6S	2:00	LU	36	IR/EF	1V	4:00
									
<b>14000</b>					<b>14037</b>				
BO	75	IR/EF	1V	10:00	LU	43	IR/EF	1V	3:30
									
<b>14001</b>					<b>14045</b>				
BO	120	IR/IF	6S	1:00	MM	45	ER/EF	1V	12:00
<i>No Photo Available Acune Photo Disponibile Ninguna Foto Disponible</i>									
<b>14014</b>					<b>14048</b>				
LU	28	IR/EF	1V	3:30	BO	55	IR/EF	1V	
									
<b>14022</b>					<b>14050</b>				
LU	43	IR/EF	1V	4:00	LU	43	IR/EF	1V	4:00
									



























## PHOTO-ALTERNATORS / PHOTO-ALTERNATEURS / FOTO-ALTERNADORES

Mfg.	Amp	Series Série Serie	Pulley Poulie Polea	Clock Horloge Reloj	Mfg.	Amp	Series Série Serie	Pulley Poulie Polea	Clock Horloge Reloj
<b>14051</b>					<b>14070</b>				
BO	150	IR/IF	6S	2:00	BO,SV	60	ER/EF	2V	
<i>No Photo Available Acune Photo Disponibile Ninguna Foto Disponible</i>									
<b>14054</b>					<b>14071</b>				
LU,MO	70	IR/EF	1V		MO	55	IR/EF	1V	8:00
									
<b>14055</b>					<b>14085</b>				
LU	66	IR/EF	1V		LU	55	IR/EF	1V	1:00
									
<b>14056</b>					<b>14088</b>				
LU,MO	70	IR/EF	1V		LU	43	IR/EF	1V	4:00
									
<b>14057</b>					<b>14092</b>				
BO,MM	65	IR/EF	1V		LU	75	IR/EF	1V	11:00
									
<b>14062</b>					<b>14095</b>				
BO	70	ER/EF	1V	11:30	LU	80	IR/EF	4S	11:00
									

























**PHOTO-ALTERNATORS / PHOTO-ALTERNATEURS / FOTO-ALTERNADORES**

Mfg.	Amp	Series Série Serie	Pulley Poulie Polea	Clock Horloge Reloj	Mfg.	Amp	Series Série Serie	Pulley Poulie Polea	Clock Horloge Reloj
<b>14101</b>					<b>14151</b>				
HI	35	ER/EF	1V		ND	55	ER/EF	1V	10:00
									
<b>14105</b>					<b>14158</b>				
HI	35	ER/EF	1V	9:00	ND	50	ER/EF	1V	10:00
									
<b>14118</b>					<b>14184</b>				
HI	60	ER/EF	1V		ND	35	ER/EF	1V	
									
<b>14129</b>					<b>14185</b>				
ND	35	ER/EF	1V		HI	60	IR/EF	1V	12:30
									
<b>14130</b>					<b>14194</b>				
ND	55	ER/EF	1V	10:00	MI	35	ER/EF	1V	10:30
									
<b>14131</b>					<b>14196</b>				
ND	45	ER/EF	1V		MI	50	ER/EF	1V	12:00
<i>No Photo Available Acune Photo Disponibile Ninguna Foto Disponible</i>									

























# PHOTO-ALTERNATORS / PHOTO-ALTERNATEURS / FOTO-ALTERNADORES

Mfg.	Amp	Series Série Serie	Pulley Poulie Polea	Clock Horloge Reloj	Mfg.	Amp	Series Série Serie	Pulley Poulie Polea	Clock Horloge Reloj
<b>14197</b>					<b>14227</b>				
ND	35	ER/EF	1V	10:00	SV	55	ER/EF	1V	12:00
									
<b>14198</b>					<b>14231</b>				<b>N14231</b>
ND	45	ER/EF	1V	10:00	HI	35	IR/EF	1V	12:00
									
<b>14199</b>					<b>14234</b>				
MI	45	ER/EF	1V	11:30	MI	45	ER/EF	1V	2:00
									
<b>14207</b>					<b>14237</b>				
MI	63	ER/EF	1V	2:00	MI	50	ER/EF	1V	12:00
									
<b>14214</b>					<b>14243</b>				
HI	60	ER/EF	1V	11:00	HI,MI	70	IR/IF	4S	
									
<b>14222</b>					<b>14255</b>				
HI	50	ER/EF	1V		HI	50	IR/EF	1V	
									

























**PHOTO-ALTERNATORS / PHOTO-ALTERNATEURS / FOTO-ALTERNADORES**

Mfg.	Amp	Series Série Serie	Pulley Poulie Polea	Clock Horloge Reloj	Mfg.	Amp	Series Série Serie	Pulley Poulie Polea	Clock Horloge Reloj
<b>14267</b>					<b>14291</b>				
MI	55	IR/EF	1V		SV	55	ER/EF	2V	12:00
									
<b>14268</b>					<b>14294</b>				
MI	45	IR/EF	1V	6:30	BO,MM	65	IR/EF	1V	
									
<b>14273</b>					<b>14295</b>				
ND	55	ER/EF	1V	10:00	MM	55	ER/EF	1V	3:00
									
<b>14274</b>					<b>14298</b>				
ND	55	ER/EF	1V	10:00	SV	55	ER/EF	2V	9:00
									
<b>14275</b>					<b>14305</b>				
ND	55	IR/EF	1V	10:00	HI	50	ER/EF	1V	10:30
									
<b>14281</b>					<b>14307</b>				
SV	80	ER/EF	2V	12:00	MI	55	IR/EF	1V	11:00
									

























# PHOTO-ALTERNATORS / PHOTO-ALTERNATEURS / FOTO-ALTERNADORES

Mfg.	Amp	Series Série Serie	Pulley Poulie Polea	Clock Horloge Reloj	Mfg.	Amp	Series Série Serie	Pulley Poulie Polea	Clock Horloge Reloj
<b>14329</b> DU	50	IR/EF	1V	2:00	<b>14345</b> ND	55	IR/EF	1V	10:00
									
<b>14331</b> PR	75	IR/EF	1V	6:00	<b>14347</b> ND	55	IR/EF	3S	10:00
									
<b>14336</b> ND	60	IR/EF	1V	10:00	<b>14366</b> ND	50	ER/EF	1V	10:00
									
<b>14340</b> ND	55	IR/EF	Various	2:00	<b>14375</b> ND	55	IR/EF	1V	10:00
									
<b>14341</b> ND	55	IR/EF	1V	10:00	<b>14384</b> ND	55	IR/EF	1V	11:00
									
<b>14342</b> ND	45	ER/EF	1V	10:00	<b>14392</b> BO	55	IR/EF	2V	11:00
									

























**PHOTO-ALTERNATORS / PHOTO-ALTERNATEURS / FOTO-ALTERNADORES**

Mfg.	Amp	Series Série Serie	Pulley Poulie Polea	Clock Horloge Reloj	Mfg.	Amp	Series Série Serie	Pulley Poulie Polea	Clock Horloge Reloj
<b>14395</b>					<b>14410</b>				
BO	65	IR/EF	1V	6:00	BO	65	IR/EF	1V	3:00
									
<b>14396</b>					<b>14412</b>				
BO	90	IR/EF	1V		BO	65	IR/EF	1V	3:00
									
<b>14401</b>					<b>14418</b>				
MO	65	IR/EF	1V	2:00	BO	90	IR/EF	1V	10:00
									
<b>14402</b>					<b>14420</b>				
MO	65	IR/EF	1V	2:00	BO	70	IR/EF	2V	11:30
									
<b>14406</b>					<b>14421</b>				
MO	65	IR/EF	1V	2:00	BO	55	IR/EF	1V	3:00
									
<b>14408</b>					<b>14430</b>				
MO	65	IR/EF	1V	2:00	MI	45	IR/IF	1V	10:30
									

# PHOTO-ALTERNATORS / PHOTO-ALTERNATEURS / FOTO-ALTERNADORES























Mfg.	Amp	Series Série Serie	Pulley Poulie Polea	Clock Horloge Reloj	Mfg.	Amp	Series Série Serie	Pulley Poulie Polea	Clock Horloge Reloj
<b>14432</b>					<b>14460</b>				
MI	50	IR/IF	1V	10:30	ND	80	IR/IF	5S	3:00
									
<b>14434</b>					<b>14461</b>				<b>N14461</b>
MI	60	IR/IF	4S	2:00	ND	80	IR/EF	2V	10:00
									
<b>14436</b>				<b>N14436</b>	<b>14463</b>				
MD,MI	75	IR/IF	4S		ND	55	IR/EF	2V	11:30
									
<b>14438</b>					<b>14472</b>				
MI	75	IR/IF	1V		ND	55	IR/IF	4S	12:00
									
<b>14449</b>					<b>14473</b>				
ND	55	IR/IF	4S	12:00	MI	90	IR/IF	4S	
									
<b>14453</b>					<b>14476</b>				
ND	70	ER/IF	5S	6:30	MI	40	ER/IF	1V	
									

**PHOTO-ALTERNATORS / PHOTO-ALTERNATEURS / FOTO-ALTERNADORES**

























Mfg.	Amp	Series Série Serie	Pulley Poulie Polea	Clock Horloge Reloj	Mfg.	Amp	Series Série Serie	Pulley Poulie Polea	Clock Horloge Reloj
<b>14478</b>					<b>14565</b>				
MI	50	IR/IF	3S		PR	50	ER/EF	1V	12:00
									
<b>14479</b>					<b>14571</b>				
MI	50	IR/IF	3S	4:00	MI	50	IR/EF	1V	11:00
									
<b>14480</b>					<b>14573</b>				
MI	60	IR/IF	3S	4:00	ND	55	IR/EF	Various	10:00
									
<b>14552</b>					<b>14574</b>				
ND	40	ER/EF	1V	1:00	ND	60	IR/EF	2V	2:00
									
<b>14557</b>					<b>14576</b>				
MI	75	IR/EF	2V	10:30	ND	45	ER/EF	1V	10:00
									
<b>14561</b>					<b>14582</b>				
LU	75	IR/EF	1V	11:00	PR	55	IR/EF	1V	12:00
									



























# PHOTO-ALTERNATORS / PHOTO-ALTERNATEURS / FOTO-ALTERNADORES

Mfg.	Amp	Series Série Serie	Pulley Poulie Polea	Clock Horloge Reloj	Mfg.	Amp	Series Série Serie	Pulley Poulie Polea	Clock Horloge Reloj
<b>14583</b>					<b>14594</b>				
PR	70	ER/EF	1V	3:00	PR	75	IR/EF	1V	
									
<b>14584</b>					<b>14595</b>				
PR	75	IR/EF	4S		BO,SV	70	IR/EF	1V	
<i>No Photo Available Acune Photo Disponibile Ninguna Foto Disponible</i>									
<b>14585</b>					<b>14597</b>				
HI	60	IR/EF	1V		MI	35	IR/EF	1V	12:00
									
<b>14588</b>					<b>14601</b>				
MI	60	IR/EF	1V	10:30	MI	35	IR/EF	1V	1:30
									
<b>14592</b>					<b>14602</b>				
HI	60	IR/EF	1V	12:00	PR	90	IR/EF	1V	
									
<b>14593</b>					<b>14603</b>				
ND	60	ER/EF	3S	10:00	BO	75	IR/EF	1V	10:00
									

























**PHOTO-ALTERNATORS / PHOTO-ALTERNATEURS / FOTO-ALTERNADORES**

Mfg.	Amp	Series Série Serie	Pulley Poulie Polea	Clock Horloge Reloj	Mfg.	Amp	Series Série Serie	Pulley Poulie Polea	Clock Horloge Reloj
<b>14609</b>					<b>14643</b>				
SV	50	IR/EF	1V		ND	60	IR/IF	7S	12:00
									
<b>14610</b>					<b>14644</b>				
VA	70	IR/EF	1V		ND	50	ER/EF	3S	10:00
									
<b>14611</b>				<b>N14611</b>	<b>14645</b>				
ND	70	IR/IF	5S	3:00	HI	55	IR/EF	1V	11:30
									
<b>14613</b>					<b>14648</b>				
HI	60	IR/EF	1V	9:30	HI	50	IR/EF	1V	11:30
									
<b>14615</b>					<b>14649</b>				
HI	50	IR/EF	1V	9:00	HI	50	IR/EF	1V	11:30
									
<b>14630</b>					<b>14650</b>				
ND	55	IR/EF	1V	10:30	MI	65	IR/EF	1V	10:30
									

























**PHOTO-ALTERNATORS / PHOTO-ALTERNATEURS / FOTO-ALTERNADORES**

Mfg.	Amp	Series Série Serie	Pulley Poulie Polea	Clock Horloge Reloj	Mfg.	Amp	Series Série Serie	Pulley Poulie Polea	Clock Horloge Reloj
<b>14652</b>					<b>14661</b>				<b>N14661</b>
HI	60	IR/EF	1V		HI	90	IR/IF	4S	
									
<b>14653</b>					<b>14663</b>				
HI	60	IR/EF	1V	10:00	HI	60	IR/EF	1V	
									
<b>14655</b>					<b>14665</b>				
HI	70	IR/IF	1V	6:00	HI	70	IR/EF	1V	9:30
									
<b>14657</b>					<b>14667</b>				
MI	70	IR/IF	1V	1:00	ND	60	IR/EF	1V	7:00
									
<b>14659</b>					<b>14668</b>				<b>N14668</b>
HI	60	IR/EF	1V	12:00	ND	70	IR/IF	1V	12:00
									
<b>14660</b>					<b>14671</b>				<b>N14611</b>
HI	60	IR/EF	1V	6:30	ND	60	IR/IF	5S	3:00
									

























**PHOTO-ALTERNATORS / PHOTO-ALTERNATEURS / FOTO-ALTERNADORES**

Mfg.	Amp	Series Série Serie	Pulley Poulie Polea	Clock Horloge Reloj	Mfg.	Amp	Series Série Serie	Pulley Poulie Polea	Clock Horloge Reloj
<b>14672</b>					<b>14684</b>				
ND	55	IR/EF	3S	10:00	ND	55	IR/IF	1V	12:00
									
<b>14674</b>					<b>14690</b>				
ND	60	IR/IF	5S	12:00	MI	50	IR/EF	1V	2:30
									
<b>14676</b>					<b>14698</b>				
ND	55	IR/EF	1V	11:30	MI	65	IR/EF	1V	11:00
									
<b>14679</b>					<b>N14679</b>				
ND	70	IR/IF	5S	12:00	MI	55	IR/IF	1V	5:00
									
<b>14680</b>					<b>N14680</b>				
ND	65	IR/IF	5S	12:00	MI	50	IR/EF	1V	7:00
									
<b>14683</b>					<b>14702</b>				
ND	70	IR/IF	5S		MI	60	IR/EF	5S	11:00
									

























# PHOTO-ALTERNATORS / PHOTO-ALTERNATEURS / FOTO-ALTERNADORES

Mfg.	Amp	Series Série Serie	Pulley Poulie Polea	Clock Horloge Reloj	Mfg.	Amp	Series Série Serie	Pulley Poulie Polea	Clock Horloge Reloj
<b>14703</b> MI	60	IR/EF	3V	10:30	<b>14719</b> HI,MI	60	IR/IF	4S	
									
<b>14706</b> MI	75	IR/IF	Various		<b>14720</b> HI,MI	70	IR/IF	4/6S	
									
<b>14708</b> MI	60	IR/IF	4S	6:30	<b>14724</b> MI	70	IR/IF	4S	4:00
									
<b>14709</b> MI	75	IR/IF	4S		<b>14731</b> HI	40	IR/EF	1V	12:00
									
<b>14716</b> HI	70	IR/IF	4S	1:00	<b>14732</b> ND	60	IR/IF	4S	12:00
									
<b>14717</b> HI,MI	70	IR/IF	4S		<b>14733</b> ND	45	IR/IF	4S	12:00
									

























**PHOTO-ALTERNATORS / PHOTO-ALTERNATEURS / FOTO-ALTERNADORES**

Mfg.	Amp	Series Série Serie	Pulley Poulie Polea	Clock Horloge Reloj	Mfg.	Amp	Series Série Serie	Pulley Poulie Polea	Clock Horloge Reloj
<b>14739</b>					<b>14756</b>				
ND	60	IR/IF	4S	12:00	ND	60	IR/IF	4S	12:00
									
<b>14743</b>					<b>14757</b>				
HI	65	IR/IF	4S	3:30	MI,ND	55	IR/IF	3S	
									
<b>14745</b>					<b>14759</b>				
HI	60	IR/EF	2V	1:00	ND	60	IR/IF	3S	12:00
									
<b>14749</b>					<b>14761</b>				
HI	70	IR/EF	1V	12:00	ND	60	ER/EF	1V	10:00
									
<b>14753</b>					<b>14765</b>				
HI	70	IR/EF	1V	1:30	BO	100	IR/EF	4S	12:30
									
<b>14755</b>					<b>14779</b>				
ND	60	IR/IF	3S	12:00	BO	65	IR/EF	1V	12:00
									

**PHOTO-ALTERNATORS / PHOTO-ALTERNATEURS / FOTO-ALTERNADORES**

























Mfg.	Amp	Series Série Serie	Pulley Poulie Polea	Clock Horloge Reloj	Mfg.	Amp	Series Série Serie	Pulley Poulie Polea	Clock Horloge Reloj
<b>14781</b>					<b>14791</b>				
BO	55	ER/EF	2V	2:30	BO	80	IR/EF	2V	10:00
									
<b>14782</b>					<b>14797</b>				
BO	80	IR/EF	1V	7:00	BO	65	IR/EF	1V	9:00
									
<b>14783</b>					<b>14799</b>				
BO	80	IR/EF	1V	4:00	BO	90	IR/EF	1V	4:00
									
<b>14785</b>					<b>14810</b>				
BO	90	IR/EF	2V	11:30	VA	80	IR/EF	1V	7:00
									
<b>14787</b>					<b>14813</b>				
BO	65	ER/EF	4S	7:30	BO	90	IR/EF	1V	7:00
									
<b>14789</b>					<b>14814</b>				
BO	90	ER/EF	4S	12:00	BO	90	IR/EF	1V	12:00
									

**PHOTO-ALTERNATORS / PHOTO-ALTERNATEURS / FOTO-ALTERNADORES**

























Mfg.	Amp	Series Série Serie	Pulley Poulie Polea	Clock Horloge Reloj	Mfg.	Amp	Series Série Serie	Pulley Poulie Polea	Clock Horloge Reloj
<b>14818</b>					<b>14843</b>				
BO,VA	65	IR/EF	1V		ND	45	IR/IF	4S	12:00
									
<b>14820</b>				<b>N14820</b>	<b>14849</b>				<b>N14611</b>
BO	70	IR/EF	6S	8:30	ND	70	IR/IF	5S	3:00
									
<b>14821</b>					<b>14855</b>				<b>N14855</b>
BO	90	IR/EF	1V	11:00	ND	65	IR/IF	5S	12:00
									
<b>14822</b>					<b>14857</b>				
BO	90	IR/EF	2V	3:00	ND	75	IR/IF	1V	12:00
									
<b>14824</b>					<b>14859</b>				<b>N14859</b>
BO	70	IR/EF	6S	8:30	HI	60	IR/IF	1V	
									
<b>14825</b>					<b>14869</b>				
BO	90	IR/EF	5S	6:00	ND	90	ER/IF	5S	12:30
									



























# PHOTO-ALTERNATORS / PHOTO-ALTERNATEURS / FOTO-ALTERNADORES

Mfg.	Amp	Series Série Serie	Pulley Poulie Polea	Clock Horloge Reloj	Mfg.	Amp	Series Série Serie	Pulley Poulie Polea	Clock Horloge Reloj
<b>14891</b>					<b>14902</b>				
PR	70	IR/EF	1V	3:00	MI	55	IR/IF	1V	5:00
									
<b>14892</b>					<b>14903</b>				
PR	90	IR/EF	1V		MI	60	IR/IF	1V	5:00
									
<b>14894</b>					<b>14905</b>				
PR	80	IR/EF	1V	6:00	MI	60	IR/IF	1V	3:00
									
<b>14895</b>					<b>14906</b>				
PR	75	IR/EF	6S	3:00	MI	65	IR/IF	5S	5:00
									
<b>14899</b>					<b>14910</b>				
PR	90	IR/EF	1V	6:00	MI	70	IR/IF	1V	5:00
									
<b>14900</b>					<b>14916</b>				
PR	90	IR/EF	6S	3:00	MI	55	IR/IF	1V	5:30
									























**PHOTO-ALTERNATORS / PHOTO-ALTERNATEURS / FOTO-ALTERNADORES**

Mfg.	Amp	Series Série Serie	Pulley Poulie Polea	Clock Horloge Reloj	Mfg.	Amp	Series Série Serie	Pulley Poulie Polea	Clock Horloge Reloj
<b>14931</b>				<b>N14931</b>	<b>14944</b>				
ND	70	IR/IF	3S	6:30	BO	90	IR/EF	1V	6:00
									
<b>14935</b>					<b>14952</b>				
ND	60	IR/IF	3S	12:00	HI	50	IR/EF	1V	9:00
									
<b>14937</b>					<b>14954</b>				
ND	55	IR/IF	1V	12:00	PR	50	IR/EF	1V	3:00
									
<b>14939</b>					<b>14955</b>				
ND	80	IR/IF	5S	12:00	PR	75	IR/EF	1V	3:00
									
<b>14942</b>					<b>14956</b>				
PR	50	IR/EF	1V		BO	115	IR/EF	6S	6:00
									
<b>14943</b>					<b>14959</b>				
MI	45	IR/IF	1V	5:00	PR	60	IR/EF	6S	3:00
									

















**PHOTO-ALTERNATORS / PHOTO-ALTERNATEURS / FOTO-ALTERNADORES**

Mfg.	Amp	Series Série Serie	Pulley Poulie Polea	Clock Horloge Reloj	Mfg.	Amp	Series Série Serie	Pulley Poulie Polea	Clock Horloge Reloj
<b>14964</b>					<b>14979</b>				
BO	80	IR/EF	5S	7:00	HI,MI	70	IR/IF	4S	
									
<b>14965</b>					<b>14988</b>				
BO	70	IR/EF	2V	8:00	BO	90	IR/EF	1V	11:00
									
<b>14967</b>					<b>14989</b>				<b>N14989</b>
MI	55	IR/IF	4S	9:00	MI,ND	60	IR/IF	3S	
									
<b>14969</b>					<b>14997</b>				
BO	65	IR/EF	1V	12:00	BO	65	IR/EF	1V	11:00
									
<b>14970</b>					<b>15017</b>				
BO	65	IR/EF	1V	11:00	LU	25	ER/EF		
									
<b>14972</b>					<b>15250</b>				
BO	90	IR/EF	1V	11:00	BO	30	ER/EF		
									


**PHOTO-ALTERNATORS / PHOTO-ALTERNATEURS / FOTO-ALTERNADORES**

Mfg.	Amp	Series Série Serie	Pulley Poulie Polea	Clock Horloge Reloj	Mfg.	Amp	Series Série Serie	Pulley Poulie Polea	Clock Horloge Reloj
<b>15268</b>					<b>22096</b>				
BO	30	ER/EF	1V		ND	55	ER/EF	2V	
					<i>No Photo Available Acune Photo Disponibile Ninguna Foto Disponible</i>				
<b>15269</b>					<b>22227</b>				
BO	30	ER/EF			ND	60	IR/EF	2V	
									
<b>15270</b>					<b>22801</b>				
BO	35	ER/EF			VA	105	IR/IF	7S	1:00
									
<b>15273</b>					<b>22971</b>				
BO	30	ER/EF			BO	70	IR/IF	5S	
									
<b>15352</b>					<b>22972</b>				
BO	38	ER/EF			VA	70	IR/IF	5S	7:00
									
<b>21485</b>					<b>23255</b>				
VA	70	IR/IF	6S	1:00	BO	140	IR/IF	6SC	
									

























# PHOTO-ALTERNATORS / PHOTO-ALTERNATEURS / FOTO-ALTERNADORES

Mfg.	Amp	Series Série Serie	Pulley Poulie Polea	Clock Horloge Reloj	Mfg.	Amp	Series Série Serie	Pulley Poulie Polea	Clock Horloge Reloj
<b>23256</b>					<b>23351</b>				
VA	140	IR/IF	6SC		ND	80	IR/IF	2V	
									
<b>23319</b>					<b>23355</b>				
VA	170	IR/IF	6S		VA	110	IR/IF	6SC	
					<i>No Photo Available Acune Photo Disponibile Ninguna Foto Disponible</i>				
<b>23320</b>					<b>23356</b>				
BO	140	IR/IF	5SC		BO	110	IR/IF	6S	1:00
									
<b>23323</b>					<b>23357</b>				
VA	140	IR/IF	5SC		VA	110	IR/IF	6S	
<i>No Photo Available Acune Photo Disponibile Ninguna Foto Disponible</i>					<i>No Photo Available Acune Photo Disponibile Ninguna Foto Disponible</i>				
<b>23346</b>					<b>23850</b>				
BO	150	IR/IF	7SC		BO	151	IR/IF		
					<i>No Photo Available Acune Photo Disponibile Ninguna Foto Disponible</i>				
<b>23347</b>					<b>23886</b>				
VA	150	IR/IF	6S	2:00	VA	115	IR/IF	5SC	
									

























**PHOTO-ALTERNATORS / PHOTO-ALTERNATEURS / FOTO-ALTERNADORES**

Mfg.	Amp	Series Série Serie	Pulley Poulie Polea	Clock Horloge Reloj	Mfg.	Amp	Series Série Serie	Pulley Poulie Polea	Clock Horloge Reloj
<b>23901</b>									
<b>BO</b>	<b>85</b>	<b>IR/IF</b>	<b>5S</b>	<b>12:30</b>					
									

**PHOTO-STARTERS / PHOTO-DÉMARREURS / FOTO-MOTORES DE ARRANQUE**













Mfg.	Design Désign Diseño	Series Série Serie	Kilowatt Kilowatts Kilovatios	Mfg.	Design Désign Diseño	Series Série Serie	Kilowatt Kilowatts Kilovatios
3110	DD			3132	DD	4 1/2"	N3185
FD				FD			
3115	DD			3133	DD	4" MOD	
FD				FD			
3123	DD			3135	DD	4 1/2"	
FD				FD			
3124	DD	4 1/2"		3142	DD	4 1/2"	
FD				FD			
3128	DD	4"		3149	DD	4 1/2"	
FD				FD			
3131	DD	4 1/2"		3152	DD	4 1/2" MOD	N3174
FD				FD			

**PHOTO-STARTERS / PHOTO-DÉMARREURS / FOTO-MOTORES DE ARRANQUE**

























Mfg.	Design Désign Diseño	Series Série Serie	Kilowatt Kilowatts Kilovatios	Mfg.	Design Désign Diseño	Series Série Serie	Kilowatt Kilowatts Kilovatios
3153	DD	4 1/2" MOD	N3168	3180	DD	4" MOD	N3180
FD				FD			
3154	DD	4 1/2" MOD	N3185	3181	DD		
FD				FD			
3155	DD	4 1/2" MOD		3185	DD	4" MOD	N3185
FD				FD			
3157	DD	4 1/2" MOD		3187	DD	4" MOD	N3187
FD				FD			
3160	DD	4 1/2" MOD		3188	DD		N3188
FD				FD			
3175	DD	4" MOD	N3191	3189	DD	4" MOD	
FD				FD			



























**PHOTO-STARTERS / PHOTO-DÉMARREURS / FOTO-MOTORES DE ARRANQUE**

Mfg.	Design Désign Diseño	Series Série Serie	Kilowatt Kilowatts Kilovatios	Mfg.	Design Désign Diseño	Series Série Serie	Kilowatt Kilowatts Kilovatios
3191	DD		N3191	3205	PMGR		N3205
FD				FD			1.4
							
3193	OSGR			3207	DD	4 1/2"	
FD				FD			
							
3194	OSGR			3208	DD	4 1/2"	
FD				FD			
							
3196	DD	4" MOD	N3196	3209	DD	4 1/2" MOD	
FD				FD			
							
3198	DD	4" MOD	N3198	3210	DD	4" MOD	
FD				FD			
							
3204	PMGR		N3204	3213	PMGR		N3213
FD			1.4	FD			1.4
							




















**PHOTO-STARTERS / PHOTO-DÉMARREURS / FOTO-MOTORES DE ARRANQUE**

Mfg.	Design Désign Diseño	Series Série Serie	Kilowatt Kilowatts Kilovatios	Mfg.	Design Désign Diseño	Series Série Serie	Kilowatt Kilowatts Kilovatios
3214	PMGR	N3214	1.4	3226	PMGR	N3226	1.5
FD				FD			
3217	PMGR	N3217	1.4	3230	PMGR	N3230	1.4
FD				FD			
3221	PMGR	N3221	1.4	3231	PMGR	N3231	1.4
FD				FD			
3223	PMGR	N3223	1.4	3232	PMGR	N3232	1.4
FD				FD			
3224	PMGR	N3224	1.4	3238	PMGR	N3238	1.4
FD				FD			
3225	PMGR	N3225	1.5	3239	PMGR	N3239	1.4
FD				FD			



# PHOTO-STARTERS / PHOTO-DÉMARREURS / FOTO-MOTORES DE ARRANQUE

Mfg.	Design Désign Diseño	Series Série Serie	Kilowatt Kilowatts Kilovatios	Mfg.	Design Désign Diseño	Series Série Serie	Kilowatt Kilowatts Kilovatios
3240	PMGR	N3240	1.4	3257	OSGR	N17466	1.3-1.5
FD				CH			
3241	PMGR	N3241	1.4	3258	OSGR	N17466	1.8
FD				CH			
3242	PMGR	N3242	1.4	3261	PMGR	N3261	1.5
FD				FD			
3246	PMGR	N3246	1.5	3262	PMGR	N3262	1.5
FD				FD			
3247	PMGR	N3247	1.5	3263	PMGR	N3263	1.5
FD				FD			
3248	DD			3264	PMGR	N3264	1.5
CH				FD			

























# PHOTO-STARTERS / PHOTO-DÉMARREURS / FOTO-MOTORES DE ARRANQUE

Mfg.	Design Désign Diseño	Series Série Serie	Kilowatt Kilowatts Kilovatios		Mfg.	Design Désign Diseño	Series Série Serie	Kilowatt Kilowatts Kilovatios
3266	PMGR		N3266 1.5		3272	PMGR		N3272 1.4
FD					FD			
3267	PMGR		N3267 1.4		3273	PMGR		N3273 1.4
FD					FD			
3268	PMGR		N3268 1.4		3274	PMGR		N3274 1.4
FD					FD			
3269	PMGR		N3269 1.4		3300	DD	27MT	N17037
FD					DR			
3270	PMGR		N3270 1.4		3453	DD		
FD					PS			
3271	PMGR		N3271 1.4		3460	DD		
FD					PS			

























**PHOTO-STARTERS / PHOTO-DÉMARREURS / FOTO-MOTORES DE ARRANQUE**

Mfg.	Design Désign Diseño	Series Série Serie	Kilowatt Kilowatts Kilovatios	Mfg.	Design Désign Diseño	Series Série Serie	Kilowatt Kilowatts Kilovatios
3472	DD			3510	DD	10MT	N3510
PS				DR			
3502	DD	5MT		3510M	DD	10MT	N3510M
DR				DR			
3504	DD	5MT		3525	DD	8MT	
DR				DR			
3505	DD	10MT		3533	DD	10MT	
DR				DR			
3508	DD	10MT	N3510	3535	DD	5MT	
DR				DR			
3508M	DD	10MT	N3510M	3546	DD	10MT	
DR				DR			

























**PHOTO-STARTERS / PHOTO-DÉMARREURS / FOTO-MOTORES DE ARRANQUE**

Mfg.	Design Désign Diseño	Series Série Serie	Kilowatt Kilowatts Kilovatios	Mfg.	Design Désign Diseño	Series Série Serie	Kilowatt Kilowatts Kilovatios	
3560	DR	DD		3631	DR	DD	N3631	
								
3561	DR	DD	10MT	3633	DR	DD	10MT	
								
3562	DR	DD	5MT	N6313	3635	DR	DD	10MT
								
3601	DR	DD	25MT	3664	DR	DD	N3631	
								
3629	DR	DD	10MT	3686	DR	DD	10MT	
								
3630	DR	DD	10MT	3689	DR	DD		
								

**PHOTO-STARTERS / PHOTO-DÉMARREURS / FOTO-MOTORES DE ARRANQUE**

























Mfg.	Design Désign Diseño	Series Série Serie	Kilowatt Kilowatts Kilovatios	Mfg.	Design Désign Diseño	Series Série Serie	Kilowatt Kilowatts Kilovatios
<b>3696</b>	<b>DD</b>	<b>10MT</b>		<b>3800</b>	<b>DD</b>	<b>10MT</b>	<b>N3838</b>
							
<b>3725</b>	<b>DD</b>	<b>25MT</b>		<b>3838</b>	<b>DD</b>	<b>10MT</b>	<b>N3838</b>
							
<b>3733</b>	<b>DD</b>	<b>10MT</b>	<b>N3733</b>	<b>4149</b>	<b>DD</b>	<b>10MT</b>	
							
<b>3741</b>	<b>OSGR</b>	<b>15GR</b>		<b>4162</b>	<b>DD</b>	<b>10MT</b>	
							
<b>3742</b>	<b>OSGR</b>	<b>15GR</b>		<b>6303</b>	<b>DD</b>	<b>10MT</b>	
							
<b>3764</b>	<b>DD</b>	<b>27MT</b>	<b>N6469</b> 3.0	<b>6305</b>	<b>DD</b>	<b>25MT</b>	
							

**PHOTO-STARTERS / PHOTO-DÉMARREURS / FOTO-MOTORES DE ARRANQUE**

























Mfg.	Design Désign Diseño	Series Série Serie	Kilowatt Kilowatts Kilovatios	Mfg.	Design Désign Diseño	Series Série Serie	Kilowatt Kilowatts Kilovatios
6307	DD	5MT		6315	DD	N6315	
DR				DR			
6308	DD	5MT		6316	DD	N6316	
DR				DR			
6309	DD	5MT	1.2	6318	DD		
DR				DR			
6310	DD		N6310	6319	DD		
DR				DR			
6312	DD		N6312	6327	DD		
DR				DR			
6313	DD	5MT	N6313	6330	DD	5MT	N6330
DR				DR			
























**PHOTO-STARTERS / PHOTO-DÉMARREURS / FOTO-MOTORES DE ARRANQUE**

Mfg.	Design Désign Diseño	Series Série Serie	Kilowatt Kilowatts Kilovatios	Mfg.	Design Désign Diseño	Series Série Serie	Kilowatt Kilowatts Kilovatios
6331	DD	5MT	N6331	6415	DD	SD210	N6415 1.3
							
6339	DD	5MT	N6339	6416	DD	SD260	N6416 1.6
							
6343	DD	27MT	N6469 3.0	6418	DD	SD260	N6418 1.6
							
6401	PMGR		0.8-1.4	6419	DD	SD260	N6419 1.3
							
6407	PMGR	PG200	N6407 1.4	6424	DD	SD260	1.6
							
6413	DD	5MT	N6413	6426	DD	5MT	N6331
							






















# PHOTO-STARTERS / PHOTO-DÉMARREURS / FOTO-MOTORES DE ARRANQUE

Mfg.	Design Désign Diseño	Series Série Serie	Kilowatt Kilowatts Kilovatios	Mfg.	Design Désign Diseño	Series Série Serie	Kilowatt Kilowatts Kilovatios
6431	PMGR	PG250	N6472 1.4	6468	OSGR	28MT	N6469 2.9
							
6433	PMGR		N17667 0.8-1.4	6469	OSGR	28MT	N6469 2.9
							
6442	PMGR	PG250	N6442 1.4	6470	PMGR	PG260	N6470 1.7
							
6443	PMGR	PG250	N6471 1.4	6471	PMGR	PG260	N6471 1.6-1.7
							
6445	PMGR	PG150	N17667 1.4	6472	PMGR	PG260	N6472 1.6-1.7
							
6449	PMGR	PG260	N6449 1.6-1.7	6473	DD	SD205	N6473 1.6
							

























**PHOTO-STARTERS / PHOTO-DÉMARREURS / FOTO-MOTORES DE ARRANQUE**

Mfg.	Design Désign Diseño	Series Série Serie	Kilowatt Kilowatts Kilovatios	Mfg.	Design Désign Diseño	Series Série Serie	Kilowatt Kilowatts Kilovatios
<b>6474</b>	<b>DD</b>	<b>SD255</b>	<b>1.6</b>	<b>6483</b>	<b>DD</b>	<b>SD255</b>	<b>N6483</b> <b>1.6</b>
							
<b>6475</b>	<b>DD</b>	<b>SD255</b>	<b>N6475</b> <b>1.6</b>	<b>6484</b>	<b>PMGR</b>	<b>PG260</b>	<b>N6484</b> <b>1.4-1.5</b>
							
<b>6476</b>	<b>DD</b>	<b>SD255</b>	<b>N6476</b> <b>1.6</b>	<b>6485</b>	<b>PMGR</b>	<b>PG260</b>	<b>N6485</b> <b>1.4-1.5</b>
							
<b>6480</b>	<b>PMGR</b>	<b>PG260</b>	<b>N6480</b> <b>1.6-1.7</b>	<b>6486</b>	<b>PMGR</b>	<b>PG260M</b>	<b>N6486</b> <b>1.7</b>
							
<b>6481</b>	<b>PMGR</b>	<b>PG260</b>	<b>N6481</b> <b>1.4</b>	<b>6487</b>	<b>PMGR</b>	<b>PG260M</b>	<b>N6487</b> <b>1.7</b>
							
<b>6482</b>	<b>PMGR</b>	<b>PG260</b>	<b>N6482</b> <b>1.6-1.7</b>	<b>6488</b>	<b>PMGR</b>	<b>PG260</b>	<b>N6488</b> <b>1.5</b>
							

























**PHOTO-STARTERS / PHOTO-DÉMARREURS / FOTO-MOTORES DE ARRANQUE**

Mfg.	Design Désign Diseño	Series Série Serie	Kilowatt Kilowatts Kilovatios	Mfg.	Design Désign Diseño	Series Série Serie	Kilowatt Kilowatts Kilovatios
6489	PMGR	PG260	N6489 1.4-1.5	6495	PMGR	PG260	N6495 1.2
							
6490	PMGR	PG260L	N6490 1.6	6497	PMGR	PG260D	N6497 1.4
							
6491	PMGR	PG260D	N6491 1.2	6498	PMGR	PG260	N6498 1.7
							
6492	PMGR	PG260M	N6492 1.6-1.7	6499	PMGR	PG260L	N6499 1.6
							
6493	PMGR	PG260D	N6493 1.2	6524	PMGR	PG260	N6524 2.0
							
6494	PMGR	PG260D	N6494 1.2	6573	OSGR		N6573 2.9
				<i>No Photo Available Acune Photo Disponibile Ninguna Foto Disponibile</i>			












**PHOTO-STARTERS / PHOTO-DÉMARREURS / FOTO-MOTORES DE ARRANQUE**

Mfg.	Design Désign Diseño	Series Série Serie	Kilowatt Kilowatts Kilovatios	Mfg.	Design Désign Diseño	Series Série Serie	Kilowatt Kilowatts Kilovatios
6608	DD			6651	PMGR	N6651	1.2
PS				FD			
6642	PMGR		N6642	6652	PMGR	N6652	1.4
FD				FD			
6643	PMGR		N6643	6655	PMGR	N6655	1.5
FD			1.5	FD			1.5
6645	PMGR		N6645	6656	PMGR	N6656	1.5
FD			1.4	FD,MI			1.5
6646	PMGR		N6646	6657	PMGR	N6657	1.4
FD			1.4	FD			1.4
6647	PMGR		N6647	6658	PMGR	N6658	1.4
FD			1.4	FD			1.4







**PHOTO-STARTERS / PHOTO-DÉMARREURS / FOTO-MOTORES DE ARRANQUE**

Mfg.	Design Désign Diseño	Series Série Serie	Kilowatt Kilowatts Kilovatios	Mfg.	Design Désign Diseño	Series Série Serie	Kilowatt Kilowatts Kilovatios
6669	OSGR	N6669	3.6	6678	PMGR	N6678	1.4
FD				FD			
6670	OSGR	N6670	3.0	6690	PMGR		
FD				ND			
6674	PMGR	N6674	1.5	6692	PMGR		
FD				FD			
6675	OSGR		3.1	6723	PMGR	PG150	0.9
FD				DR			
6676	PMGR	N6676	1.5	6724	PMGR		1.0-1.5
FD				DR			
6677	PMGR	N6677	1.5	6726	PMGR	PG260	1.4
FD				DR			

**PHOTO-STARTERS / PHOTO-DÉMARREURS / FOTO-MOTORES DE ARRANQUE**





















Mfg.	Design Désign Diseño	Series Série Serie	Kilowatt Kilowatts Kilovatios	Mfg.	Design Désign Diseño	Series Série Serie	Kilowatt Kilowatts Kilovatios
6727	PMGR	PG260	1.4	6761	PMGR	PG260	
							
6749	PMGR	PG260D	N6749 1.1	6763	PMGR	PG260	1.2
							
6751	PMGR	PG170	1.7	6782	PMGR	PG260	N6782 1.7
							
6755	PMGR			6783	PMGR	PG260	1.2
							
6756	PMGR	PG260	1.7	6784	PMGR	PG260	1.4
							
6757	PMGR	PG260	N6757 1.7	6785	PMGR	PG260	N6785 1.4
							

**PHOTO-STARTERS / PHOTO-DÉMARREURS / FOTO-MOTORES DE ARRANQUE**

























Mfg.	Design Désign Diseño	Series Série Serie	Kilowatt Kilowatts Kilovatios	Mfg.	Design Désign Diseño	Series Série Serie	Kilowatt Kilowatts Kilovatios
6786	PMGR	PG260	N6786 1.4	6942	PMGR	PG260	1.7
							
6934	PMGR	PG260	1.7	6944	PMGR	PG260	1.2
							
6935	PMGR			6945	PMGR		0.9
							
6939	<i>No Photo Available Acune Photo Disponibile Ninguna Foto Disponible</i>			6946	PMGR		1.1
							
6940	PMGR			6947	PMGR	PG260	1.4
							
6941	PMGR	PG260	1.7	6949	PMGR	PG260	1.4
							



























**PHOTO-STARTERS / PHOTO-DÉMARREURS / FOTO-MOTORES DE ARRANQUE**

Mfg.	Design Désign Diseño	Series Série Serie	Kilowatt Kilowatts Kilovatios	Mfg.	Design Désign Diseño	Series Série Serie	Kilowatt Kilowatts Kilovatios
6950	PMGR	PG260	1.4	6977	PMGR	PG260	1.4
DR				<i>No Photo Available Acune Photo Disponibile Ninguna Foto Disponible</i>			
6970	PMGR	PG260	1.4	6978	PMGR	PG260	1.2
DR							
6971	PMGR	PG260	1.5	6980	PMGR	PG260	1.4
DR	<i>No Photo Available Acune Photo Disponibile Ninguna Foto Disponible</i>						
6972	PMGR	PG260	1.4	16106	DD		
DR							
6975	PMGR	PG260	1.2	16121	DD		
DR							
6976	PMGR	PG260	1.4	16132	DD		
DR							

**PHOTO-STARTERS / PHOTO-DÉMARREURS / FOTO-MOTORES DE ARRANQUE**

Mfg.	Design Désign Diseño	Series Série Serie	Kilowatt Kilowatts Kilovatios	Mfg.	Design Désign Diseño	Series Série Serie	Kilowatt Kilowatts Kilovatios
<b>16133</b> LU	DD			<b>16201</b> HI	DD		0.8
							
<b>16164</b> LU	DD			<b>16203</b> HI	DD		0.8
							
<b>16175</b> LU	DD		1.7	<b>16209</b> HI,MI	DD		0.8
							
<b>16178</b> LU	DD			<b>16210</b> MI	DD		0.8
							
<b>16180</b> LU	DD			<b>16211</b> HI	DD		0.8
							
<b>16190</b> HI	DD		1.0	<b>16215</b> ND	DD		0.8
							

























# PHOTO-STARTERS / PHOTO-DÉMARREURS / FOTO-MOTORES DE ARRANQUE

Mfg.	Design Désign Diseño	Series Série Serie	Kilowatt Kilowatts Kilovatios	Mfg.	Design Désign Diseño	Series Série Serie	Kilowatt Kilowatts Kilovatios
<b>16222</b> ND	DD		0.8-1.0	<b>16246</b> HI	DD		1.2
							
<b>16224</b> ND	DD		1.0	<b>16251</b> ND	OSGR		0.9-1.4
							
<b>16230</b> ND	DD		0.8-1.0	<b>16254</b> ND	DD		1.0
							
<b>16238</b> ND	DD		1.0	<b>16256</b> MM	DD		0.7
							
<b>16242</b> ND	DD		0.8	<b>16257</b> BO,MM	DD		1.1-1.3
							
<b>16245</b> ND	DD		0.8-1.0	<b>16260</b> ND	DD		0.8
							

























**PHOTO-STARTERS / PHOTO-DÉMARREURS / FOTO-MOTORES DE ARRANQUE**

Mfg.	Design Désign Diseño	Series Série Serie	Kilowatt Kilowatts Kilovatios	Mfg.	Design Désign Diseño	Series Série Serie	Kilowatt Kilowatts Kilovatios
16268	DD		1.2	16318	DD		0.4
MI				BO			
16270	DD		1.0	16353	DD		1.0
HI				BO			
16272	DD		1.0	16362	DD		0.8-1.4
ND				BO			
16284	DD			16363	DD		1.8
LU				BO			
16299	DD		1.4	16380	DD		0.6
BO				MM			
16300	DD		0.8	16401	DD		0.8-0.9
BO				BO,MM			





















**PHOTO-STARTERS / PHOTO-DÉMARREURS / FOTO-MOTORES DE ARRANQUE**

Mfg.	Design Désign Diseño	Series Série Serie	Kilowatt Kilowatts Kilovatios	Mfg.	Design Désign Diseño	Series Série Serie	Kilowatt Kilowatts Kilovatios
<b>16405</b> BO	DD		0.8-1.0	<b>16450</b> BO	DD		0.7-0.9
							
<b>16408</b> BO	DD		0.9-1.0	<b>16462</b> BO,DU,PR	DD		1.0-1.1
							
<b>16417</b> BO,ND	DD		0.7-0.9	<b>16463</b> PR	DD		2.2
							
<b>16418</b> BO,ND	DD		0.7	<b>16465</b> CA,IS,MM	PMDD		0.8-0.9
							
<b>16426</b> BO	DD		1.5	<b>16468</b> ND	DD		0.8
							
<b>16445</b> BO	DD	N16445	2.0	<b>16484</b> DU,PR	DD		1.0-1.2
							

























**PHOTO-STARTERS / PHOTO-DÉMARREURS / FOTO-MOTORES DE ARRANQUE**

Mfg.	Design Désign Diseño	Series Série Serie	Kilowatt Kilowatts Kilovatios	Mfg.	Design Désign Diseño	Series Série Serie	Kilowatt Kilowatts Kilovatios
16488 DU,PR	DD		0.9-1.0	16524 MI	DD		1.2
							
16500 MI	DD		0.9	16527 MI	DD		0.8
							
16514 MI	DD	N16940	0.7-0.9	16530 BO	DD		0.8
							
16519 MI	DD		0.8	16531 BO,MM	DD		0.9-1.1
							
16520 MI	DD		1.0	16532 BO	DD		0.7
							
16522 MI	DD		0.7	16533 PR	DD		1.2
							

# PHOTO-STARTERS / PHOTO-DÉMARREURS / FOTO-MOTORES DE ARRANQUE


















Mfg.	Design Désign Diseño	Series Série Serie	Kilowatt Kilowatts Kilovatios	Mfg.	Design Désign Diseño	Series Série Serie	Kilowatt Kilowatts Kilovatios
<b>16534</b> BO	DD		0.8	<b>16547</b> BO,MI	DD		0.8-1.0
							
<b>16538</b> BO	DD		1.1	<b>16548</b> BO	DD		0.7
<i>No Photo Available Acune Photo Disponible Ninguna Foto Disponible</i>							
<b>16539</b> BO	DD		1.1	<b>16550</b> BO	DD		1.1
<i>No Photo Available Acune Photo Disponible Ninguna Foto Disponible</i>							
<b>16543</b> BO	DD		1.4	<b>16556</b> BO	DD		1.5-1.7
							
<b>16544</b> BO	DD		1.5-1.8	<b>16557</b> BO	DD		1.1
							
<b>16546</b> BO	DD		0.7	<b>16569</b> MI	DD		0.9
							

**PHOTO-STARTERS / PHOTO-DÉMARREURS / FOTO-MOTORES DE ARRANQUE**

























Mfg.	Design Désign Diseño	Series Série Serie	Kilowatt Kilowatts Kilovatios	Mfg.	Design Désign Diseño	Series Série Serie	Kilowatt Kilowatts Kilovatios
<b>16578</b> ND	<b>OSGR</b>		<b>1.4</b>	<b>16597</b> PR	<b>DD</b>		<b>0.9</b>
							
<b>16579</b> HI,MI	<b>DD</b>		<b>0.8</b>	<b>16600</b> ND	<b>OSGR</b>		<b>1.4</b>
							
<b>16584</b> HI,MI	<b>OSGR</b>		<b>1.2-1.4</b>	<b>16609</b> BO	<b>DD</b>		<b>1.5</b>
							
<b>16588</b> MI	<b>DD</b>		<b>1.2</b>	<b>16611</b> HI	<b>OSGR</b>		<b>1.2</b>
							
<b>16589</b> HI	<b>DD</b>		<b>0.8</b>	<b>16612</b> ND	<b>OSGR</b>		<b>0.9</b>
							
<b>16593</b> BO,MM	<b>DD</b>		<b>0.8-0.9</b>	<b>16616</b> BO	<b>DD</b>		<b>1.1</b>
							










**PHOTO-STARTERS / PHOTO-DÉMARREURS / FOTO-MOTORES DE ARRANQUE**

Mfg.	Design Désign Diseño	Series Série Serie	Kilowatt Kilowatts Kilovatios	Mfg.	Design Désign Diseño	Series Série Serie	Kilowatt Kilowatts Kilovatios
<b>16617</b> BO	DD		1.5	<b>16683</b> BO	DD		1.1
							
<b>16619</b> BO,DU,PR	DD		0.9-1.2	<b>16694</b> HI	OSGR		1.2
							
<b>16621</b> BO	DD		0.9-1.1	<b>16696</b> ND	OSGR		1.4
							
<b>16623</b> BO	DD		1.5-1.7	<b>16708</b> MI	DD		0.8
							
<b>16658</b> ND	OSGR	N16658	2.5	<b>16711</b> HI	DD	N16805	0.8
							
<b>16676</b> ND	OSGR		1.2	<b>16712</b> ND	DD		1.0
							

























**PHOTO-STARTERS / PHOTO-DÉMARREURS / FOTO-MOTORES DE ARRANQUE**

Mfg.	Design Désign Diseño	Series Série Serie	Kilowatt Kilowatts Kilovatios	Mfg.	Design Désign Diseño	Series Série Serie	Kilowatt Kilowatts Kilovatios
<b>16715</b> BO,DU,PR	DD		2.0-2.5	<b>16730</b> ND	OSGR		1.0
							
<b>16717</b> MI	OSGR		2.0	<b>16732</b> HI,MI	OSGR		0.8-1.2
							
<b>16720</b> MI	OSGR		1.2	<b>16733</b> HI	OSGR		2.0
							
<b>16722</b> BO	DD		0.8	<b>16735</b> HI,ND	DD		0.8
							
<b>16727</b> BO,ND	DD		0.7-0.9	<b>16736</b> ND	OSGR		1.0
							
<b>16728</b> MI	DD		0.8	<b>16737</b> ND	OSGR	<b>N16737</b>	1.0
							

























**PHOTO-STARTERS / PHOTO-DÉMARREURS / FOTO-MOTORES DE ARRANQUE**

Mfg.	Design Désign Diseño	Series Série Serie	Kilowatt Kilowatts Kilovatios	Mfg.	Design Désign Diseño	Series Série Serie	Kilowatt Kilowatts Kilovatios
<b>16739</b> ND	<b>OSGR</b>		<b>2.0</b>	<b>16757</b> PR	<b>DD</b>		<b>1.7</b>
							
<b>16740</b> HI	<b>OSGR</b>		<b>2.0</b>	<b>16759</b> ND	<b>OSGR</b>		<b>1.0-1.4</b>
							
<b>16742</b> MI	<b>DD</b>		<b>0.8</b>	<b>16760</b> ND	<b>OSGR</b>		<b>0.9-1.4</b>
							
<b>16744</b> MI	<b>OSGR</b>		<b>2.2</b>	<b>16766</b> ND	<b>DD</b>		<b>0.8</b>
							
<b>16752</b> BO,LU,PR	<b>DD</b>		<b>2.0-2.5</b>	<b>16771</b> HI	<b>OSGR</b>		<b>1.8</b>
							
<b>16756</b> DU,PR	<b>DD</b>		<b>1.0-1.2</b>	<b>16773</b> HI	<b>DD</b>		<b>1.0</b>
							

























**PHOTO-STARTERS / PHOTO-DÉMARREURS / FOTO-MOTORES DE ARRANQUE**

Mfg.	Design Désign Diseño	Series Série Serie	Kilowatt Kilowatts Kilovatios	Mfg.	Design Désign Diseño	Series Série Serie	Kilowatt Kilowatts Kilovatios
<b>16774</b> HI,MI	DD		0.8	<b>16792</b> MI	DD		0.9
							
<b>16775</b> HI	DD		0.8	<b>16797</b> DU,PR	DD		1.0
							
<b>16780</b> MI	OSGR		1.4	<b>16799</b> MI	OSGR		2.2
							
<b>16781</b> BO,PR	DD		1.1-1.4	<b>16802</b> ND	OSGR		1.0-1.4
							
<b>16786</b> ND	OSGR		0.9	<b>16803</b> HI	OSGR		1.2
							
<b>16790</b> ND	OSGR	<b>N16831</b>	1.4	<b>16805</b> HI	DD	<b>N16805</b>	0.8
							




**PHOTO-STARTERS / PHOTO-DÉMARREURS / FOTO-MOTORES DE ARRANQUE**

Mfg.	Design Désign Diseño	Series Série Serie	Kilowatt Kilowatts Kilovatios	Mfg.	Design Désign Diseño	Series Série Serie	Kilowatt Kilowatts Kilovatios
<b>16806</b>				<b>16817</b>		<b>N16817</b>	
HI	OSGR		1.4	HI	PMGR		1.4
							
<b>16807</b>				<b>16823</b>			
HI	OSGR		1.2	ND	OSGR		1.0-1.4
							
<b>16809</b>				<b>16824</b>			
HI	OSGR		1.2	ND	OSGR		2.0-2.5
							
<b>16811</b>				<b>16825</b>			
HI	OSGR		1.4	ND	OSGR		1.0
							
<b>16814</b>				<b>16828</b>			
HI,MI	OSGR		1.2	ND	OSGR		1.0
							
<b>16816</b>				<b>16829</b>			
HI,MI	OSGR		1.2	ND	OSGR		1.4
							













# PHOTO-STARTERS / PHOTO-DÉMARREURS / FOTO-MOTORES DE ARRANQUE

Mfg.	Design Désign Diseño	Series Série Serie	Kilowatt Kilowatts Kilovatios	Mfg.	Design Désign Diseño	Series Série Serie	Kilowatt Kilowatts Kilovatios
<b>16830</b>				<b>16845</b>			
ND	OSGR		2.5	MT	OSGR		1.4
							
<b>16832</b>				<b>16854</b>			
ND	DD		0.8	MI	OSGR		2.0-2.2
							
<b>16834</b>				<b>16855</b>			
ND	OSGR		1.0-1.4	MI	OSGR		2.0
							
<b>16837</b>				<b>16856</b>			
ND	OSGR		1.0-1.4	MI	DD		1.2
							
<b>16839</b>				<b>16857</b>			
ND	OSGR		1.6	MI	OSGR		2.2
							
<b>16843</b>				<b>16859</b>			
HI,ND	DD		0.8	MI	DD		0.8-0.9
							

**PHOTO-STARTERS / PHOTO-DÉMARREURS / FOTO-MOTORES DE ARRANQUE**

























Mfg.	Design Désign Diseño	Series Série Serie	Kilowatt Kilowatts Kilovatios	Mfg.	Design Désign Diseño	Series Série Serie	Kilowatt Kilowatts Kilovatios
<b>16866</b>				<b>16877</b>			
MI	OSGR		1.2	HI	DD		1.2
							
<b>16868</b>				<b>16878</b>			
MI	OSGR		1.4	ND	OSGR		1.0
							
<b>16869</b>				<b>16879</b>			
MI	OSGR			ND	DD		0.6-0.8
							
<b>16871</b>				<b>16880</b>			
MI	OSGR			ND	DD		0.8
							
<b>16874</b>				<b>16883</b>			
MI	PMGR		1.4	ND	DD		0.8
							
<b>16875</b>				<b>16884</b>			
MI	OSGR		1.2	ND	OSGR		N16975 1.6
							

# PHOTO-STARTERS / PHOTO-DÉMARREURS / FOTO-MOTORES DE ARRANQUE























Mfg.	Design Désign Diseño	Series Série Serie	Kilowatt Kilowatts Kilovatios		Mfg.	Design Désign Diseño	Series Série Serie	Kilowatt Kilowatts Kilovatios
<b>16888</b>					<b>16897</b>			
MI	PMGR		1.0		ND	OSGR		
								
<b>16889</b>					<b>16900</b>			
MI	PMGR		1.4		MI	PMGR		1.4
								
<b>16890</b>					<b>16901</b>			
ND	OSGR	N16890	1.6		MT	OSGR		1.0-1.4
								
<b>16893</b>					<b>16902</b>			
ND	OSGR	N17263	1.0		MT	OSGR		1.0-1.3
								
<b>16895</b>					<b>16905</b>			
ND	OSGR		1.0		ND	OSGR		1.4
								
<b>16896</b>					<b>16906</b>			
ND	OSGR		4.5		ND	OSGR		1.4
								















**PHOTO-STARTERS / PHOTO-DÉMARREURS / FOTO-MOTORES DE ARRANQUE**

Mfg.	Design Désign Diseño	Series Série Serie	Kilowatt Kilowatts Kilovatios	Mfg.	Design Désign Diseño	Series Série Serie	Kilowatt Kilowatts Kilovatios
<b>16911</b> HI,ND	DD		0.8	<b>16932</b> MI	PMGR		2.0
							
<b>16913</b> ND	OSGR		1.0	<b>16933</b> MI	PMGR	<b>N16933</b>	1.4
							
<b>16914</b> MT	OSGR		1.4	<b>16938</b> MI	DD		0.9
							
<b>16922</b> MI,ND	DD	<b>N16922</b>	0.8-0.9	<b>16939</b> MD,MI	PMGR	<b>N16939</b>	1.2
							
<b>16930</b> MI	PMGR		1.2	<b>16940</b> MD,MI	PMDD	<b>N16940</b>	0.7-0.9
							
<b>16931</b> MI	PMGR		1.2	<b>16949</b> BO	DD		2.0
							

























**PHOTO-STARTERS / PHOTO-DÉMARREURS / FOTO-MOTORES DE ARRANQUE**

Mfg.	Design Désign Diseño	Series Série Serie	Kilowatt Kilowatts Kilovatios	Mfg.	Design Désign Diseño	Series Série Serie	Kilowatt Kilowatts Kilovatios
16951	DD		1.5	16960	PMOSGR	N16890	1.6
BO				MT			
16953	DD		0.9	16961	DD		1.7
BO				BO			
16954	DD		1.1	16963	PMGR	N16963	1.4
BO,HI				BO			
16956	PMGR		1.1-1.4	16966	DD		0.9
BO,MM				MI			
16957	DD		2.3	16971	DD		0.8-0.9
BO	<i>No Photo Available Acune Photo Disponibile Ninguna Foto Disponible</i>			MI,ND			
16958	DD		0.8	16974	DD		0.7-0.9
BO				BO,ND			

























**PHOTO-STARTERS / PHOTO-DÉMARREURS / FOTO-MOTORES DE ARRANQUE**

Mfg.	Design Désign Diseño	Series Série Serie	Kilowatt Kilowatts Kilovatios	Mfg.	Design Désign Diseño	Series Série Serie	Kilowatt Kilowatts Kilovatios
16975			<b>N16975</b>	16991			
MT	PMOSGR		1.4-1.6	HI	OSGR		0.8-1.2
							
16978			<b>N17263</b>	16992		<b>N16992</b>	
ND	OSGR		1.4-1.6	HI	DD		0.8
							
16979				16993			
ND	OSGR		1.0-1.4	HI	DD		1.0
							
16980			<b>N16980</b>	16997			
BO	PMGR		1.4	HI	OSGR		1.2
							
16982				16998			
HI,MI	OSGR		1.2	MI	PMGR		1.4
							
16986				16999			
HI	OSGR		1.2-1.4	BO	DD		2.3
							

























**PHOTO-STARTERS / PHOTO-DÉMARREURS / FOTO-MOTORES DE ARRANQUE**

Mfg.	Design Désign Diseño	Series Série Serie	Kilowatt Kilowatts Kilovatios	Mfg.	Design Désign Diseño	Series Série Serie	Kilowatt Kilowatts Kilovatios
17000	DD		0.8	17009	PLGR		2.2
ND				BO			
17002	OSGR	N17256	1.4	17010	DD		0.8-0.9
ND				MD,MI			
17003	OSGR		1.0-1.4	17011	PMGR		1.4
ND				BO			
17005	DD		2.5	17013	PMGR	N17013	1.4
PR				BO			
17006	PMGR	N17006	1.7	17016	PLGR		2.2
MI				BO			
17007	OSGR		1.2	17020	OSGR	N17216	1.4
ND				ND			

























**PHOTO-STARTERS / PHOTO-DÉMARREURS / FOTO-MOTORES DE ARRANQUE**

Mfg.	Design Désign Diseño	Series Série Serie	Kilowatt Kilowatts Kilovatios	Mfg.	Design Désign Diseño	Series Série Serie	Kilowatt Kilowatts Kilovatios
17021 LU	DD			17035 PR	DD		2.2
							
17023 BO	PMGR		1.4	17036 MI	OSGR		2.2
							
17025 BO	DD		1.0	17037 MI	OSGR	N17037	3.6
							
17030 BO,VA	PMGR	N17030	1.6-1.7	17038 BO	PMGR		1.7
							
17031 BO	DD		1.1	17039 BO	PMGR		1.4
							
17034 PR	DD		2.2	17040 BO,VA	PLGR		2.2
							


**PHOTO-STARTERS / PHOTO-DÉMARREURS / FOTO-MOTORES DE ARRANQUE**

Mfg.	Design Désign Diseño	Series Série Serie	Kilowatt Kilowatts Kilovatios	Mfg.	Design Désign Diseño	Series Série Serie	Kilowatt Kilowatts Kilovatios
17043	DD		1.5	17066	DD		1.0
BO				BO			
17046	PMGR		1.4-1.7	17067	PMGR		0.9
MI				BO			
17047	PMGR	N17210	1.7	17068	PMGR		1.7
BO				BO			
17057	PMDD		0.8	17069	OSGR		1.4
HI,MI				HI,MI			
17058	DD		0.8	17083	OSGR		1.4
ND				ND			
17065	DD		1.0	17084	OSGR	N17466	1.4
BO				ND			

**PHOTO-STARTERS / PHOTO-DÉMARREURS / FOTO-MOTORES DE ARRANQUE**

























Mfg.	Design Désign Diseño	Series Série Serie	Kilowatt Kilowatts Kilovatios	Mfg.	Design Désign Diseño	Series Série Serie	Kilowatt Kilowatts Kilovatios
17085	OSGR		3.1	17125	OSGR	N17125	1.6
VA				ND			
17091	OSGR		N17091 1.4	17129	OSGR		1.4
ND				ND			
17104	OSGR		1.4	17131	PMGR	N17131	1.2
HI				MD,MI			
17122	DD		1.0	17132	PMGR	N17132	1.2-1.4
BO				MD,MI			
17123	DD		1.0	17133	PMGR	N17133	1.7
BO				MI			
17124	PMGR		1.4	17134	PMDD		1.0
BO				BO			

**PHOTO-STARTERS / PHOTO-DÉMARREURS / FOTO-MOTORES DE ARRANQUE**

























Mfg.	Design Désign Diseño	Series Série Serie	Kilowatt Kilowatts Kilovatios	Mfg.	Design Désign Diseño	Series Série Serie	Kilowatt Kilowatts Kilovatios
17135	PMGR	N17135	1.4	17145	OSGR		1.4
BO				HI			
17138	OSGR		2.0	17146	PMGR	N17146	1.4
HI				HI,MI			
17140	PMGR	N17140	1.4	17147	DD		0.8
BO				HI,MI			
17142	PMGR	N17142	1.2-1.7	17148	PMGR		1.4
MI,ND				BO			
17143	OSGR		1.0	17149	PMGR		1.7
ND				BO			
17144	DD		1.2	17150	PMGR		1.7
PR				BO			



























**PHOTO-STARTERS / PHOTO-DÉMARREURS / FOTO-MOTORES DE ARRANQUE**

Mfg.	Design Désign Diseño	Series Série Serie	Kilowatt Kilowatts Kilovatios	Mfg.	Design Désign Diseño	Series Série Serie	Kilowatt Kilowatts Kilovatios
17151 MI	PMGR		N17133 1.4	17163 BO	PMGR		1.4
							
17152 ND	DD		0.8	17164 BO	PMGR		1.4
							
17157 BO,PR	DD		0.9-1.2	17165 BO	PMDD		1.0
							
17158 BO	PMGR		1.7	17166 MI	DD		1.4
							
17160 MT	OSGR		1.4	17170 ND	OSGR	N17170	1.0-1.2
							
17161 HI,MI	PMGR		N17161 1.4	17171 ND	OSGR		1.0
							

























**PHOTO-STARTERS / PHOTO-DÉMARREURS / FOTO-MOTORES DE ARRANQUE**

Mfg.	Design Désign Diseño	Series Série Serie	Kilowatt Kilowatts Kilovatios	Mfg.	Design Désign Diseño	Series Série Serie	Kilowatt Kilowatts Kilovatios
17172	GR		1.2	17183	PLGR		2.2
MI				BO			
17173	OSGR		1.4	17185	PMGR		1.4
MI				MI			
17178	OSGR		1.2	17189	OSGR	N17189	2.0
HI,MI				ND			
17179	OSGR		1.4	17194	PMGR	N17194	1.7
MI				MI			
17180	PMGR		1.7	17196	PMGR	N17196	1.4
MI				HI			
17181	DD		0.8	17197	OSGR	N17197	1.2-1.4
MI				ND			

























**PHOTO-STARTERS / PHOTO-DÉMARREURS / FOTO-MOTORES DE ARRANQUE**

Mfg.	Design Désign Diseño	Series Série Serie	Kilowatt Kilowatts Kilovatios	Mfg.	Design Désign Diseño	Series Série Serie	Kilowatt Kilowatts Kilovatios
17201				17210		N17210	
MT	PMOSGR		1.6	BO	PMGR		1.4
							
17202				17212			
ND	OSGR		1.0-1.4	MI	DD		0.9
							
17203				17214			
ND	PLGR		1.0	MI	PMGR		1.0
							
17204				17215		N17215	
ND	OSGR		1.2	ND	OSGR		3.0
							
17205				17216		N17216	
MT	PMOSGR		1.6	ND	OSGR		1.4
							
17206				17217		N17217	
MI	PMGR		1.7	MD,MI	PMGR		1.2
							

























**PHOTO-STARTERS / PHOTO-DÉMARREURS / FOTO-MOTORES DE ARRANQUE**

Mfg.	Design Désign Diseño	Series Série Serie	Kilowatt Kilowatts Kilovatios	Mfg.	Design Désign Diseño	Series Série Serie	Kilowatt Kilowatts Kilovatios
17221	PMGR	N17221	1.2	17227	PMGR	N17227	1.7
MD,MI				BO			
17222	PMGR		1.1-1.4	17231	PMGR		1.8
BO				BO			
17223	PMGR		1.1-1.4	17234	PLGR		2.2
BO				BO			
17224	PMDD		1.0	17236	PMGR	N17236	1.4
BO				BO,MM			
17225	PMGR		1.4	17237	PMGR		1.7
BO				BO			
17226	PMGR		1.8	17240	OSGR		1.2
BO				ND			

























**PHOTO-STARTERS / PHOTO-DÉMARREURS / FOTO-MOTORES DE ARRANQUE**

Mfg.	Design Désign Diseño	Series Série Serie	Kilowatt Kilowatts Kilovatios	Mfg.	Design Désign Diseño	Series Série Serie	Kilowatt Kilowatts Kilovatios
17242			N17242	17253			
ND	OSGR		1.4	ND	PLGR		0.8
							
17246			N17246	17254			
HI,MI	PMGR		1.2	ND	OSGR		1.0
							
17248				17255			
MI	DD		0.8	ND	OSGR		1.4
							
17249				17256			
LU	PMGR		1.7	ND	OSGR		N17256 1.4
							
17251				17259			
ND	OSGR		1.0	ND	OSGR		1.4
							
17252				17263			
ND	PLGR		0.8	ND	OSGR		N17263 1.4
							

























**PHOTO-STARTERS / PHOTO-DÉMARREURS / FOTO-MOTORES DE ARRANQUE**

Mfg.	Design Désign Diseño	Series Série Serie	Kilowatt Kilowatts Kilovatios	Mfg.	Design Désign Diseño	Series Série Serie	Kilowatt Kilowatts Kilovatios
17264	OSGR		1.0	17279	PMGR		1.7
ND				BO			
17266	PMGR	N17266	1.4	17280	PMGR		1.7
MI				BO			
17273	OSGR		1.4	17281	PMGR		1.7
ND				BO			
17274	OSGR		1.6	17285	OSGR	N17285	1.2
ND				ND			
17275	PLGR		2.0	17288	DD	N17288	0.9
MI				MD,MI			
17276	PMGR		1.4	17295	PMGR		1.4
BO				HI			

**PHOTO-STARTERS / PHOTO-DÉMARREURS / FOTO-MOTORES DE ARRANQUE**

























Mfg.	Design Désign Diseño	Series Série Serie	Kilowatt Kilowatts Kilovatios	Mfg.	Design Désign Diseño	Series Série Serie	Kilowatt Kilowatts Kilovatios
<b>17297</b>				<b>17410</b>			
ND	OSGR		1.4	BO	PMGR		1.7
							
<b>17298</b>				<b>17414</b>			
ND	OSGR		1.0	BO	PLGR		2.2
							
<b>17406</b>				<b>17415</b>		<b>N17415</b>	
BO	PMGR		1.4	BO	PMGR		1.1
							
<b>17407</b>			<b>N17407</b>	<b>17416</b>		<b>N17416</b>	
BO,MM	PMGR		1.4	BO	PMGR		1.1
							
<b>17408</b>			<b>N17408</b>	<b>17417</b>		<b>N17417</b>	
BO	PMGR		1.7	BO	PMGR		1.7
							
<b>17409</b>				<b>17420</b>		<b>N17125</b>	
BO	PMGR		1.7	ND	OSGR		1.0-1.2
							

**PHOTO-STARTERS / PHOTO-DÉMARREURS / FOTO-MOTORES DE ARRANQUE**











Mfg.	Design Désign Diseño	Series Série Serie	Kilowatt Kilowatts Kilovatios	Mfg.	Design Désign Diseño	Series Série Serie	Kilowatt Kilowatts Kilovatios
17422	OSGR		1.6	17450	PMGR		1.0
ND				MI			
17423	OSGR		1.4	17451	PMGR		1.4
ND				MI			
17425	PMGR	N17425	1.4	17453	PLGR		1.4
MI				LU			
17431	PMGR		1.6	17454	PMGR	N17454	1.2
MT				HI			
17432	PLGR		2.0	17460	OSGR	N17460	1.2
MI				ND			
17433	PMOSGR		1.6	17461	PMGR	N17461	1.4
MT				MI			



























**PHOTO-STARTERS / PHOTO-DÉMARREURS / FOTO-MOTORES DE ARRANQUE**

Mfg.	Design Désign Diseño	Series Série Serie	Kilowatt Kilowatts Kilovatios	Mfg.	Design Désign Diseño	Series Série Serie	Kilowatt Kilowatts Kilovatios
17464			N17464	17471			
ND	OSGR		1.2	MI	OSGR		1.6
							
17465			N17465	17474		N17474	
ND	OSGR		1.2	MT	PMOSGR		1.2-1.6
							
17466			N17466	17475			
ND	OSGR		1.4	BO	PLGR		2.2
							
17467			N17467	17478		N17478	
MI	PMGR		1.7	HI,MI	PMGR		1.4
							
17469			N17469	17479		N17479	
MI	PMGR		1.4	HI,MI	PMGR		1.7
							
17470			N17470	17480		N17480	
MI	PMGR		1.4-1.7	MI	PMGR		1.0
							

























# PHOTO-STARTERS / PHOTO-DÉMARREURS / FOTO-MOTORES DE ARRANQUE

Mfg.	Design Désign Diseño	Series Série Serie	Kilowatt Kilowatts Kilovatios	Mfg.	Design Désign Diseño	Series Série Serie	Kilowatt Kilowatts Kilovatios
<b>17481</b>				<b>17497</b>		<b>N17497</b>	
ND	OSGR		1.0-1.4	BO	PMGR		1.7
							
<b>17485</b>				<b>17508</b>		<b>N17508</b>	
ND	OSGR		1.4	BO	PMGR		1.4
							
<b>17491</b>			<b>N17464</b>	<b>17509</b>		<b>N17509</b>	
MT	OSGR		1.2	HI	PMGR		1.4
							
<b>17492</b>				<b>17514</b>			
HI	PMDD		0.8	MI	PMGR		1.2
							
<b>17493</b>			<b>N17493</b>	<b>17515</b>			
ND	OSGR		1.4	MI	OSGR		2.0
							
<b>17494</b>				<b>17516</b>		<b>N17516</b>	
ND	OSGR		1.4	ND	OSGR		1.4
							























**PHOTO-STARTERS / PHOTO-DÉMARREURS / FOTO-MOTORES DE ARRANQUE**

Mfg.	Design Désign Diseño	Series Série Serie	Kilowatt Kilowatts Kilovatios	Mfg.	Design Désign Diseño	Series Série Serie	Kilowatt Kilowatts Kilovatios
17517	OSGR	N17517	1.4	17525	OSGR		1.6
ND				ND			
17519	OSGR	N17519	1.2-1.4	17526	OSGR		1.2-1.4
ND				ND			
17520	OSGR		1.0	17527	PMOSGR		1.6
ND				MT			
17521	OSGR	N17523	1.0	17529	OSGR		1.4
ND				ND			
17523	OSGR	N17523	1.2-1.6	17532	OSGR		1.2-1.4
ND				ND			
17524	OSGR	N17524	1.4	17533	OSGR		2.0-2.2
ND				ND			











# PHOTO-STARTERS / PHOTO-DÉMARREURS / FOTO-MOTORES DE ARRANQUE

Mfg.	Design Désign Diseño	Series Série Serie	Kilowatt Kilowatts Kilovatios	Mfg.	Design Désign Diseño	Series Série Serie	Kilowatt Kilowatts Kilovatios
17534	OSGR	N17534	1.2-1.4	17548	OSGR	N17548	2.5-2.7
ND				ND			
17535	OSGR	N17535	1.8	17549	OSGR		1.4
ND				ND			
17536	OSGR	N17735	1.2	17557	PMGR	N17557	1.2
ND				MI			
17544	OSGR		1.4-1.6	17559	PMGR	N17559	1.4
MI				MI			
17546	OSGR	N17546	1.4	17560	PMGR	N17560	1.1
ND				BO			
17547	OSGR		2.0	17561	PMGR	N17561	1.4
ND				MI			

























**PHOTO-STARTERS / PHOTO-DÉMARREURS / FOTO-MOTORES DE ARRANQUE**

Mfg.	Design Désign Diseño	Series Série Serie	Kilowatt Kilowatts Kilovatios	Mfg.	Design Désign Diseño	Series Série Serie	Kilowatt Kilowatts Kilovatios
17562			N17562	17573			N17573
ND	OSGR		1.4	ND	OSGR		1.4
							
17563			N17563	17574			N17574
BO	PMGR		1.1	ND	OSGR		1.4
							
17564			N17564	17575			N17575
MI	PMGR		1.4	BO	PMGR		1.4
				<i>No Photo Available Acune Photo Disponibile Ninguna Foto Disponible</i>			
17566			N17566	17576			N17576
MI	PMGR		1.2	BO	PMGR		1.4
							
17570			N17570	17577			N17577
ND	OSGR		1.2	MI	PLGR		3.6
							
17571			N17571	17578			N17578
ND	OSGR		1.2	MI	PLGR		3.6
							

























# PHOTO-STARTERS / PHOTO-DÉMARREURS / FOTO-MOTORES DE ARRANQUE

Mfg.	Design Désign Diseño	Series Série Serie	Kilowatt Kilowatts Kilovatios		Mfg.	Design Désign Diseño	Series Série Serie	Kilowatt Kilowatts Kilovatios
17579			<b>N17579</b>		17591			<b>N17591</b>
ND	OSGR		1.4		MT	PMOSGR		1.6
								
17580			0.8		17592			<b>N17592</b>
MI	DD				MI	PMGR		1.0
								
17581			<b>N17581</b>		17596			2.0
ND	OSGR		2.0		MI	OSGR		2.0
								
17582			<b>N17582</b>		17597			
MT	PMOSGR		1.6		MI	<p><i>No Photo Available Acune Photo Disponibile Ninguna Foto Disponible</i></p>		
								
17584			<b>N17584</b>		17598			
ND	OSGR		1.2		MI	<p><i>No Photo Available Acune Photo Disponibile Ninguna Foto Disponible</i></p>		
								
17587			<b>N17587</b>		17599			
MT	PMOSGR		1.0		MI	PMGR		1.6
								

**PHOTO-STARTERS / PHOTO-DÉMARREURS / FOTO-MOTORES DE ARRANQUE**























Mfg.	Design Désign Diseño	Series Série Serie	Kilowatt Kilowatts Kilovatios	Mfg.	Design Désign Diseño	Series Série Serie	Kilowatt Kilowatts Kilovatios
17661			<b>N17661</b>	17670			<b>N17670</b>
MT	PMOSGR		1.6	BO	PMGR		1.4
							
17662				17671			<b>N17671</b>
MI	DD		0.9	ND	OSGR		1.2-1.4
							
17663				17672			<b>N17672</b>
BO	PMGR		1.4	ND	OSGR		1.8
							
17665			<b>N17665</b>	17675			
ND	OSGR		1.6	MT	PMOSGR		1.2
							
17667			<b>N17667</b>	17676			
VA	PMGR		1.1-1.3	ND	OSGR		1.4
							
17668			<b>N17668</b>	17679			
ND	OSGR		1.0-1.4	ND	PLGR		0.8
							

**PHOTO-STARTERS / PHOTO-DÉMARREURS / FOTO-MOTORES DE ARRANQUE**

























Mfg.	Design Désign Diseño	Series Série Serie	Kilowatt Kilowatts Kilovatios	Mfg.	Design Désign Diseño	Series Série Serie	Kilowatt Kilowatts Kilovatios
17680		N17680		17686			
ND	PLGR		0.8	MI	PMGR		1.4
							
17681				17688		N17688	
ND	OSGR		1.0	MI	PMGR		1.2
							
17682				17689			
ND	OSGR		1.0	MI	PMGR		1.4
							
17683		N17683		17690			
MI	PMGR		1.4	BO	PMGR		1.7
							
17684		N17684		17691			
MI	DD		0.9	MI	PMGR		1.0
							
17685		N17685		17693		N17693	
MI	PMGR		1.4	MT	PMOSGR		1.4
							



























**PHOTO-STARTERS / PHOTO-DÉMARREURS / FOTO-MOTORES DE ARRANQUE**

Mfg.	Design Désign Diseño	Series Série Serie	Kilowatt Kilowatts Kilovatios	Mfg.	Design Désign Diseño	Series Série Serie	Kilowatt Kilowatts Kilovatios
17695		N17713		17703		N17703	
HI	PMGR		1.4	ND	PLGR		1.1
							
17696				17704		N17704	
MI	PMGR			KI,MD	PMDD		0.8-0.9
							
17698				17705			
BO	PMGR		1.7	BO	PMGR		1.7
							
17699				17706		N17706	
BO	PMGR		1.4	ND	OSGR		2.0
							
17702		N17702		17708		N17708	
BO	PMGR		1.4	MD,VA	PMGR		1.1-1.2
							
17702A				17709		N17709	
ND	PMGR		1.4	MD,VA	PMGR		1.1-1.2
							

























**PHOTO-STARTERS / PHOTO-DÉMARREURS / FOTO-MOTORES DE ARRANQUE**

Mfg.	Design Désign Diseño	Series Série Serie	Kilowatt Kilowatts Kilovatios	Mfg.	Design Désign Diseño	Series Série Serie	Kilowatt Kilowatts Kilovatios
17710	PLGR		1.6	17717	PMGR	N17717	1.0
MI				MI			
17711	OSGR		2.0	17718	PMGR		1.0
ND				MI			
17712	PMOSGR		1.6	17719	PMOSGR		1.6
MT			N17712	MI			
17713	PMGR		1.4	17720	PMGR		1.4
HI			N17713	BO			
17714	OSGR		1.4	17721	PMOSGR		1.0
ND				MT			
17715	OSGR		1.2-1.4	17722	PMGR		1.4
ND				MI			

























# PHOTO-STARTERS / PHOTO-DÉMARREURS / FOTO-MOTORES DE ARRANQUE

Mfg.	Design Désign Diseño	Series Série Serie	Kilowatt Kilowatts Kilovatios	Mfg.	Design Désign Diseño	Series Série Serie	Kilowatt Kilowatts Kilovatios
17723			N17723	17729			N17729
MI	PMGR		1.4	MT	PMOSGR		1.6
							
17724			N17724	17730			N17730
BO	PMGR		1.8	BO,VA	PMGR		1.1-1.3
							
17725			N17725	17731			N17731
BO	PMGR		1.8	BO	PMGR		1.2
							
17726			N17726	17732			N17732
MI	PMGR		1.6	MI	DD		0.9
							
17727			N17727	17733			N17733
ND	OSGR		1.4	MI	DD		0.7
							
17728			N17728	17734			N17734
MT	PMOSGR		1.6	MI	PMGR		1.0
							

























# PHOTO-STARTERS / PHOTO-DÉMARREURS / FOTO-MOTORES DE ARRANQUE

Mfg.	Design Désign Diseño	Series Série Serie	Kilowatt Kilowatts Kilovatios	Mfg.	Design Désign Diseño	Series Série Serie	Kilowatt Kilowatts Kilovatios
17735	OSGR	N17735	1.4	17741	PMOSGR	N17741	1.2
ND				MT			
17736	PMGR	N17736	1.1	17742	PMOSGR	N17742	1.2
BO				MT			
17737	OSGR	N17727	1.2	17743	PMOSGR	N17743	1.6
ND				MT			
17738	PMGR	N17738		17744	PMOSGR	N17744	1.6
MI				MT			
17739	PLGR	N17740	2.0	17745	PMGR	N17745	1.4
MI				HI			
17740	PMGR	N17740		17746	PLGR	N17746	1.0
MI				ND			

























**PHOTO-STARTERS / PHOTO-DÉMARREURS / FOTO-MOTORES DE ARRANQUE**

Mfg.	Design Désign Diseño	Series Série Serie	Kilowatt Kilowatts Kilovatios	Mfg.	Design Désign Diseño	Series Série Serie	Kilowatt Kilowatts Kilovatios
17747			N17747	17753			N17753
ND	OSGR		1.4	BO	PMGR		1.7
							
17748			N17748	17754			N17754
ND	OSGR		2.0	MI	PMGR		1.6
							
17749			N17749	17755			N17755
MI	PMGR		1.2-1.6	BO	PMGR		2.0
							
17750				17756			
BO	PMGR		2.0	BO	PMGR		1.7
							
17751			N17751	17757			
BO	PMGR		1.1	BO,VA	PMGR		1.6-2.2
							
17752				17758			
BO	PMGR		1.7	BO	PMGR		1.1
							


# PHOTO-STARTERS / PHOTO-DÉMARREURS / FOTO-MOTORES DE ARRANQUE

Mfg.	Design Désign Diseño	Series Série Serie	Kilowatt Kilowatts Kilovatios		Mfg.	Design Désign Diseño	Series Série Serie	Kilowatt Kilowatts Kilovatios
17759	PMGR		1.8		17765	PMGR	N17765	1.0
BO					MI			
17760	PMGR		1.4		17766	PMGR	N17766	1.0
BO					MI			
17761	PMGR		1.2	N17761	17768	PMGR	N17768	1.7
MD					MI			
17762	PMGR		1.2	N17762	17770	PLGR		1.4-1.6
MD					BO			
17763	PMGR		1.2	N17763	17771	PMOSGR	N17771	1.0
MD					MT			
17764	PMGR		1.2	N17764	17772	PMGR	N17772	1.2-1.3
MD					MI			

**PHOTO-STARTERS / PHOTO-DÉMARREURS / FOTO-MOTORES DE ARRANQUE**

























Mfg.	Design Désign Diseño	Series Série Serie	Kilowatt Kilowatts Kilovatios	Mfg.	Design Désign Diseño	Series Série Serie	Kilowatt Kilowatts Kilovatios
17773	PMGR		1.4	17780	PMGR	N17780	1.1
MI				BO			
17774	OSGR		N17774 1.4	17781	PMGR	N17781	1.1
ND				BO			
17775	PMGR		N17775 1.3-1.4	17782	PMGR		1.4
MI				BO			
17777	OSGR		N17774 1.2	17783	PMGR	N17783	1.2-1.4
ND				MI			
17778	PMGR		N17778 1.4	17784	OSGR	N17784	1.2
BO				ND			
17779	PMGR		N17779 1.4	17785	OSGR	N17785	1.4
HI,MI				ND			

# PHOTO-STARTERS / PHOTO-DÉMARREURS / FOTO-MOTORES DE ARRANQUE
























Mfg.	Design Désign Diseño	Series Série Serie	Kilowatt Kilowatts Kilovatios		Mfg.	Design Désign Diseño	Series Série Serie	Kilowatt Kilowatts Kilovatios
<b>17786</b>			<b>N17786</b>		<b>17792</b>			
MI	PMGR		1.4		BO	PMGR		1.8
								
<b>17787</b>					<b>17793</b>		<b>N17793</b>	
BO	PMGR		1.8		ND	OSGR		1.2
								
<b>17788</b>					<b>17794</b>		<b>N17794</b>	
ND	OSGR		1.6		ND	OSGR		1.4
								
<b>17789</b>					<b>17795</b>		<b>N17795</b>	
BO	PMGR		1.4		MI	PMGR		1.2
								
<b>17790</b>			<b>N17790</b>		<b>17796</b>		<b>N17796</b>	
BO	PMGR				MI	PMGR		1.4
								
<b>17791</b>			<b>N17791</b>		<b>17797</b>			
ND	OSGR		1.4		MI	PMGR		1.2
								



























# PHOTO-STARTERS / PHOTO-DÉMARREURS / FOTO-MOTORES DE ARRANQUE

Mfg.	Design Désign Diseño	Series Série Serie	Kilowatt Kilowatts Kilovatios	Mfg.	Design Désign Diseño	Series Série Serie	Kilowatt Kilowatts Kilovatios
17798			N17798	17804			
MI	PMOSGR		1.7	BO	PMGR		1.7
							
17799			N17799	17805			N17805
MI	PMGR		1.0	ND	PLGR		0.8
							
17800			N17800	17806			N17806
ND	OSGR		1.4	ND	PLGR		1.0
							
17801			N17801	17807			
HI	OSGR		2.2	ND			
							
17802			N17802	17808			
ND	OSGR		4.0	ND	OSGR		1.2
							
17803				17809			N17809
ND	PLGR		1.2	ND	OSGR		1.4
							




**PHOTO-STARTERS / PHOTO-DÉMARREURS / FOTO-MOTORES DE ARRANQUE**

Mfg.	Design Désign Diseño	Series Série Serie	Kilowatt Kilowatts Kilovatios	Mfg.	Design Désign Diseño	Series Série Serie	Kilowatt Kilowatts Kilovatios
17810		<b>N17810</b>		17819		<b>N17819</b>	
VA	PMGR		1.4	BO	PMGR		1.8
							
17811				17820			
MD	PMDD		0.9	BO	PMGR		2.0
							
17812				17821			
BO	PMGR		1.1	BO	PMGR		1.1
							
17813				17822			
BO	PMGR		1.7	BO	PMGR		1.1
							
17816				17823		<b>N17823</b>	
MT	PMGR		1.2	ND	OSGR		1.2-1.4
							
17817				17824			
BO	PLGR		2.2	ND	OSGR		2.0
							

**PHOTO-STARTERS / PHOTO-DÉMARREURS / FOTO-MOTORES DE ARRANQUE**

Mfg.	Design Désign Diseño	Series Série Serie	Kilowatt Kilowatts Kilovatios	Mfg.	Design Désign Diseño	Series Série Serie	Kilowatt Kilowatts Kilovatios
17825	PMGR	N17825	1.6	17831	PMGR	N17831	1.4
ND				MI			
17826	PMDD	N17826	0.9	17832	PMGR		1.6
VA				MI			
17827	PMDD	N17827	0.9	17833	PMGR		1.4
VA				MI			
17828	PMGR		1.2	17834	PMOSGR	N17834	1.4
MI				MI			
17829	PMGR	N17829	1.2	17835	PMGR	N17835	1.4
MI				MI			
17830	PMGR	N17830	1.4	17836	PMGR		1.4
MI				MI			

























**PHOTO-STARTERS / PHOTO-DÉMARREURS / FOTO-MOTORES DE ARRANQUE**

Mfg.	Design Désign Diseño	Series Série Serie	Kilowatt Kilowatts Kilovatios	Mfg.	Design Désign Diseño	Series Série Serie	Kilowatt Kilowatts Kilovatios
<b>17837</b>	<b>MI</b>	<b>PMGR</b>	<b>1.6</b>	<b>17843</b>	<b>MI</b>	<b>PMGR</b>	<b>1.4</b>
							
<b>17838</b>	<b>MI</b>	<b>PMGR</b>	<b>1.7</b>	<b>17844</b>	<b>MT</b>	<b>PMGR</b>	<b>N17844</b> <b>1.6</b>
							
<b>17839</b>	<b>MI</b>	<b>PMGR</b>	<b>1.4</b>	<b>17845</b>	<b>ND</b>	<b>PMGR</b>	<b>N17845</b> <b>0.8</b>
							
<b>17840</b>	<b>MI</b>	<b>PMGR</b>	<b>1.4</b>	<b>17846</b>	<b>ND</b>	<b>PLGR</b>	
							
<b>17841</b>	<b>ND</b>	<b>PMGR</b>	<b>N17841</b>	<b>17848</b>	<b>MI</b>	<b>PMGR</b>	<b>N17848</b> <b>1.2</b>
							
<b>17842</b>	<b>ND</b>	<b>PMGR</b>	<b>1.6</b>	<b>17849</b>	<b>MI</b>	<b>PMGR</b>	<b>N17849</b> <b>1.2</b>
							

























**PHOTO-STARTERS / PHOTO-DÉMARREURS / FOTO-MOTORES DE ARRANQUE**

Mfg.	Design Désign Diseño	Series Série Serie	Kilowatt Kilowatts Kilovatios	Mfg.	Design Désign Diseño	Series Série Serie	Kilowatt Kilowatts Kilovatios
17850				17856			
ND	PLGR		1.0	BO	PMGR		1.8
							
17851				17857			
ND	OSGR		1.8	MI	PMGR		1.4
							
17852				17858			
BO	PMGR		1.4	BO	PMGR		1.5
							
17853				17859		N17859	
BO	PMGR		1.4	MI	PMGR		1.4
							
17854				17860			
BO	PMGR		0.9	BO	PMGR		1.7
							
17855				17861			
BO	PMGR		0.9	MI	PMGR		1.4
							

























# PHOTO-STARTERS / PHOTO-DÉMARREURS / FOTO-MOTORES DE ARRANQUE

Mfg.	Design Désign Diseño	Series Série Serie	Kilowatt Kilowatts Kilovatios	Mfg.	Design Désign Diseño	Series Série Serie	Kilowatt Kilowatts Kilovatios
17862	PMGR		1.4	17868	PMGR	N17868	1.6
MI				MI			
17863	PMGR		1.7	17869	PMGR		1.7
MI				MI			
17864	PMGR		1.7	17870	PMGR	N17870	1.6
MI				MT			
17865	PMGR			17871	PMGR		1.0
HI				MT			
17866	PMGR		N17866 1.2	17872	PMGR	N17872	1.7
MI				MI			
17867	PLGR		2.2	17873	PMGR		1.2
MI				MI			

**PHOTO-STARTERS / PHOTO-DÉMARREURS / FOTO-MOTORES DE ARRANQUE**

























Mfg.	Design Désign Diseño	Series Série Serie	Kilowatt Kilowatts Kilovatios	Mfg.	Design Désign Diseño	Series Série Serie	Kilowatt Kilowatts Kilovatios
<b>17874</b>				<b>17881</b>			
MI	PMGR		1.4	MI	PMGR		1.0
							
<b>17875</b>				<b>17882</b>		<b>N17882</b>	
ND	OSGR		1.4	MI	PMGR		1.2
							
<b>17876</b>				<b>17884</b>			
ND	OSGR	<b>N17876</b>	2.0	ND	OSGR		1.4
							
<b>17877</b>				<b>17885</b>			
MI	PMGR		1.2	ND	OSGR		1.4
							
<b>17879</b>				<b>17886</b>			
MI	PMGR	<b>N17879</b>	1.2	ND	PMGR		1.2
							
<b>17880</b>				<b>17887</b>			
ND	OSGR		1.4	VA	PMGR		1.7
							

**PHOTO-STARTERS / PHOTO-DÉMARREURS / FOTO-MOTORES DE ARRANQUE**













Mfg.	Design Désign Diseño	Series Série Serie	Kilowatt Kilowatts Kilovatios	Mfg.	Design Désign Diseño	Series Série Serie	Kilowatt Kilowatts Kilovatios
17888	PMGR		1.7	17895	OSGR		1.4
VA				ND			
17890	OSGR		1.8	17896	OSGR		1.4
ND				ND			
17891	OSGR			17897	PMGR		1.2
ND				MI			
17892	OSGR	N17892	2.7	17898	PMGR		1.2
ND				MI			
17893	OSGR	N17893	1.2	17899	OSGR		1.6
ND				MT			
17894	OSGR		1.2	17901	PMGR		1.0
ND				MT			



**PHOTO-STARTERS / PHOTO-DÉMARREURS / FOTO-MOTORES DE ARRANQUE**

Mfg.	Design Désign Diseño	Series Série Serie	Kilowatt Kilowatts Kilovatios	Mfg.	Design Désign Diseño	Series Série Serie	Kilowatt Kilowatts Kilovatios
<b>17902</b> VA	PMGR		1.3	<b>17908</b> MI	PMGR		1.4
							
<b>17903</b> MI			2.0	<b>17909</b> MI	PMGR		1.0
							
<b>17904</b> HI	PMGR			<b>17910</b> MI	PMGR		1.7
							
<b>17905</b> MI	PMGR		1.3	<b>17911</b> MI	PMGR		1.2
							
<b>17906</b> MI	PMGR		1.2	<b>17912</b> ND	OSGR		1.2
							
<b>17907</b> MI	PMGR		1.3	<b>17913</b> MI	PMGR		1.4
							

























**PHOTO-STARTERS / PHOTO-DÉMARREURS / FOTO-MOTORES DE ARRANQUE**

Mfg.	Design Désign Diseño	Series Série Serie	Kilowatt Kilowatts Kilovatios	Mfg.	Design Désign Diseño	Series Série Serie	Kilowatt Kilowatts Kilovatios
17914	MI	PMGR	1.4	17922	BO,ND	PMGR	1.2
							
17915	MI	PMGR	1.6	17923	BO	PMGR	1.7
							
17916	MI	PMOSGR		17924	BO	PMGR	2.0
							
17917	MI	PMGR		17925	BO	PMGR	1.7
							
17918	BO	PMGR	2.0	17926	BO	PMGR	1.7
							
17920	BO	PMGR	1.1	17927	HI	PMGR	
							

**PHOTO-STARTERS / PHOTO-DÉMARREURS / FOTO-MOTORES DE ARRANQUE**

Mfg.	Design Désign Diseño	Series Série Serie	Kilowatt Kilowatts Kilovatios	Mfg.	Design Désign Diseño	Series Série Serie	Kilowatt Kilowatts Kilovatios
17929	PMGR		1.2	17935	DD		1.3
MI				LD			
17930	PMGR	N17930	1.6	17936	DD		
MI				LD			
17931	PMGR		1.4	17937	PMGR	N17937	1.2
MI				MI			
17932	PMGR		1.7	17938	PMGR	N17938	1.4
MI				MI			
17933	PMGR	N17933	1.7	17939	PMGR	N17939	1.2
MI				MI			
17934	PMGR			17940	PLGR		2.2
HI	<i>No Photo Available Acune Photo Disponibile Ninguna Foto Disponible</i>			MI			























**PHOTO-STARTERS / PHOTO-DÉMARREURS / FOTO-MOTORES DE ARRANQUE**

Mfg.	Design Désign Diseño	Series Série Serie	Kilowatt Kilowatts Kilovatios	Mfg.	Design Désign Diseño	Series Série Serie	Kilowatt Kilowatts Kilovatios
17941	PMGR		1.4	17947	PMOSGR		1.4
MI				MI			
17942	PMGR		1.8	17948	PMGR		1.4
MI				MI			
17943	PMGR		1.4	17949	PLGR	N17949	
MI				ND			
17944	PMGR		1.4	17950	PLGR	N17950	
MI				ND			
17945	PMGR		1.4	17953	PMGR		1.6
MI				MT			
17946	PMGR		1.6	17955	PMGR		1.4
ND				ND			

**PHOTO-STARTERS / PHOTO-DÉMARREURS / FOTO-MOTORES DE ARRANQUE**

Mfg.	Design Désign Diseño	Series Série Serie	Kilowatt Kilowatts Kilovatios	Mfg.	Design Désign Diseño	Series Série Serie	Kilowatt Kilowatts Kilovatios
17956 ND	PMGR			17963 MI	PMGR		1.6
17957 ND	PMGR			17964 MI	PMGR		1.6
17958 MT	PMGR		1.2	17965 BO	PMGR		1.4
17959 MT	PMGR		1.0	17966 BO	PMGR		1.4
17960 MT	PMGR	N17960	1.6	17968 BO	PMGR		1.4
17962 ND	PMGR			17969 BO	PMGR		1.1



















**PHOTO-STARTERS / PHOTO-DÉMARREURS / FOTO-MOTORES DE ARRANQUE**

Mfg.	Design Désign Diseño	Series Série Serie	Kilowatt Kilowatts Kilovatios	Mfg.	Design Désign Diseño	Series Série Serie	Kilowatt Kilowatts Kilovatios
17970	PMGR		1.1	17976	PMGR		1.2
BO,VA				BO			
17971	PMGR		1.7	17977	PMGR		1.8
BO				BO			
17972	PMGR		1.7	17978	PMGR		1.1
BO,VA				VA			
17973	PMGR		1.4	17979	PMGR		1.4
BO				BO			
17974	PMGR		1.4-1.7	17980	PMGR		1.4
BO	<i>No Photo Available Acune Photo Disponibile Ninguna Foto Disponibile</i>			HI			
17975	PMGR		1.2	17981	PMGR		
BO				HI			

**PHOTO-STARTERS / PHOTO-DÉMARREURS / FOTO-MOTORES DE ARRANQUE**























Mfg.	Design Désign Diseño	Series Série Serie	Kilowatt Kilowatts Kilovatios	Mfg.	Design Désign Diseño	Series Série Serie	Kilowatt Kilowatts Kilovatios
<b>17982</b>				<b>17989</b>			
HI	PMGR		1.0	DR	PMGR		1.2
							
<b>17983</b>				<b>17991</b>			
HI	PMGR			MI	PMGR		1.4
							
<b>17985</b>				<b>17992</b>			
MI	PMGR		1.6	MI	PMGR		2.0
							
<b>17986</b>				<b>17993</b>			
MI	PMGR		1.4	MI	PMGR		2.0
							
<b>17987</b>				<b>17994</b>		<b>N17994</b>	
VA	PMGR		1.2	MI	PMGR		1.2
							
<b>17988</b>				<b>17995</b>			
VA	PMGR		1.2	ND	OSGR		1.4
							

**PHOTO-STARTERS / PHOTO-DÉMARREURS / FOTO-MOTORES DE ARRANQUE**





















Mfg.	Design Désign Diseño	Series Série Serie	Kilowatt Kilowatts Kilovatios	Mfg.	Design Désign Diseño	Series Série Serie	Kilowatt Kilowatts Kilovatios
17996	MI	PMGR	1.4	19001	BO	PMGR	1.0
							
17997	MI	PMGR	N17997 1.4	19002	BO	PMGR	1.7
							
17998	ND	PLGR	0.8	19003	BO	PMGR	1.4
				<i>No Photo Available Acune Photo Disponibile Ninguna Foto Disponible</i>			
17999	MI	PMGR	1.4	19004	BO	PMGR	1.4
				<i>No Photo Available Acune Photo Disponibile Ninguna Foto Disponible</i>			
18360	BO	PMGR	N18360 2.2	19005	BO	PLGR	3.0
							
19000	BO	PMGR	0.9	19007	BO	PMGR	1.8
				<i>No Photo Available Acune Photo Disponibile Ninguna Foto Disponible</i>			


























# PHOTO-STARTERS / PHOTO-DÉMARREURS / FOTO-MOTORES DE ARRANQUE

Mfg.	Design Désign Diseño	Series Série Serie	Kilowatt Kilowatts Kilovatios	Mfg.	Design Désign Diseño	Series Série Serie	Kilowatt Kilowatts Kilovatios
19008				19016			
MI	PMGR		1.6	MT	PMOSGR		1.6
				<i>No Photo Available Acune Photo Disponibile Ninguna Foto Disponible</i>			
19009		N19009		19017			
MT	PMGR		1.6	ND	OSGR		
							
19010				19018			
ND	PMOSGR			ND	OSGR		2.0
							
19011				19019			
MI	PMGR		1.6	ND	OSGR		2.0
							
19014				19020			
ND	PMGR			HI	OSGR		
							
19015				19021			
VA	PMGR		1.5	MI	PMGR		1.4
							





















**PHOTO-STARTERS / PHOTO-DÉMARREURS / FOTO-MOTORES DE ARRANQUE**

Mfg.	Design Désign Diseño	Series Série Serie	Kilowatt Kilowatts Kilovatios	Mfg.	Design Désign Diseño	Series Série Serie	Kilowatt Kilowatts Kilovatios
19022	MI	PMGR	1.4	19028	CH	OSGR	2.0
							
19023	VA	PMGR		19029	ND	PLGR	2.7-3.0
							
19024	MI	PMGR	2.0	19030	CH	OSGR	1.4
<i>No Photo Available Acune Photo Disponibile Ninguna Foto Disponible</i>							
19025	MI	PMGR	1.2	19033	BO	PMGR	1.4
				<i>No Photo Available Acune Photo Disponibile Ninguna Foto Disponible</i>			
19026	MI	PMGR		19034	BO	PMGR	1.7
							
19027	MI	PMGR	1.0	19035	BO	PMGR	1.7
							









**PHOTO-STARTERS / PHOTO-DÉMARREURS / FOTO-MOTORES DE ARRANQUE**

Mfg.	Design Désign Diseño	Series Série Serie	Kilowatt Kilowatts Kilovatios	Mfg.	Design Désign Diseño	Series Série Serie	Kilowatt Kilowatts Kilovatios
<b>19037</b>				<b>19043</b>			
MI	PMGR		1.7	ND	PMGR		
							
<b>19038</b>				<b>19044</b>			
MI	PMGR		1.2	ND	PLGR		
							
<b>19039</b>				<b>19045</b>			
MI	PMGR		1.4	ND	PLGR		2.0
							
<b>19040</b>				<b>19046</b>			
MI	PLGR		2.0	ND	PMGR		1.7
							
<b>19041</b>				<b>19047</b>			
MI	PMGR			ND	PMGR		1.6
							
<b>19042</b>				<b>19048</b>			
MI	PMGR		1.4	ND			
							



















# PHOTO-STARTERS / PHOTO-DÉMARREURS / FOTO-MOTORES DE ARRANQUE

Mfg.	Design Désign Diseño	Series Série Serie	Kilowatt Kilowatts Kilovatios		Mfg.	Design Désign Diseño	Series Série Serie	Kilowatt Kilowatts Kilovatios
19049	PMGR		1.6		19055	PLGR		2.0
ND					<i>No Photo Available Acune Photo Disponibile Ninguna Foto Disponible</i>			
19050	PMGR		1.4		19056	PMGR		1.4
BO					MI			
19051	PMGR		2.2		19057	PMGR		1.4
BO	<i>No Photo Available Acune Photo Disponibile Ninguna Foto Disponible</i>				MI			
19052	PMGR		1.7		19059	PMGR	N19059	1.7
BO					MI			
19053	PMGR		1.7		19060	PMGR	N19060	
BO					MI			
19054	PMGR		1.1		19061	PMGR		1.7
BO					MI			




# PHOTO-STARTERS / PHOTO-DÉMARREURS / FOTO-MOTORES DE ARRANQUE

Mfg.	Design Désign Diseño	Series Série Serie	Kilowatt Kilowatts Kilovatios	Mfg.	Design Désign Diseño	Series Série Serie	Kilowatt Kilowatts Kilovatios
19063			N19063	19069			
MI	PMGR		1.7	MI	PMGR		
							
19064				19071			
MI	PMGR		1.4	ND	PLGR		
				<p>No Photo Available Acune Photo Disponible Ninguna Foto Disponible</p>			
19065				19072			
MI	PMGR		2.0	ND	PMGR		
				<p>No Photo Available Acune Photo Disponible Ninguna Foto Disponible</p>			
19066				19073			
MI	PMGR			ND	PMGR		
<p>No Photo Available Acune Photo Disponible Ninguna Foto Disponible</p>							
19067				19074			
HI	PMGR			ND	PMGR		
							
19068				19075			
MI			2.0	ND			
<p>No Photo Available Acune Photo Disponible Ninguna Foto Disponible</p>							

**PHOTO-STARTERS / PHOTO-DÉMARREURS / FOTO-MOTORES DE ARRANQUE**

Mfg.	Design Désign Diseño	Series Série Serie	Kilowatt Kilowatts Kilovatios	Mfg.	Design Désign Diseño	Series Série Serie	Kilowatt Kilowatts Kilovatios
19076	PMOSGR			19087	PMGR		1.7
ND				<i>No Photo Available Acune Photo Disponibile Ninguna Foto Disponible</i>			
19077	PMOSGR			19090	PMGR		
ND	<i>No Photo Available Acune Photo Disponibile Ninguna Foto Disponible</i>			VA			
19079	PMGR			19092	PMGR		
ND				HI			
19080	PLGR		1.5	19095	PMGR		1.1
VA				BO			
19082	PMGR		N19082 1.6	19098	PMGR		
MT				<i>No Photo Available Acune Photo Disponibile Ninguna Foto Disponible</i>			
19084	PMOSGR			19101	PMGR		1.2
ND				MI			

## PHOTO-STARTERS / PHOTO-DÉMARREURS / FOTO-MOTORES DE ARRANQUE

	Design Désign Diseño	Series Série Serie	Kilowatt Kilowatts Kilovatios		Design Désign Diseño	Series Série Serie	Kilowatt Kilowatts Kilovatios
<b>19105</b>				<b>19118</b>			
MI	PMGR		1.4	BO	PMGR		2.0
<i>No Photo Available Acune Photo Disponible Ninguna Foto Disponible</i>				<i>No Photo Available Acune Photo Disponible Ninguna Foto Disponible</i>			
<b>19109</b>				<b>19122</b>			
BO	PMGR		1.4	MI	PMGR		1.4
<i>No Photo Available Acune Photo Disponible Ninguna Foto Disponible</i>				<i>No Photo Available Acune Photo Disponible Ninguna Foto Disponible</i>			
<b>19110</b>				<b>19124</b>			
BO	PMGR		1.2	MD			
<i>No Photo Available Acune Photo Disponible Ninguna Foto Disponible</i>				<i>No Photo Available Acune Photo Disponible Ninguna Foto Disponible</i>			
<b>19111</b>				<b>19154</b>			
BO	PMGR		2.0	VA	PMGR		1.3
				<i>No Photo Available Acune Photo Disponible Ninguna Foto Disponible</i>			
<b>19115</b>				<b>19624</b>			
BO	PMGR		1.1	MI			0.8
				<i>No Photo Available Acune Photo Disponible Ninguna Foto Disponible</i>			
<b>19117</b>				<b>30784</b>			
BO				BO	PMGR		1.7
<i>No Photo Available Acune Photo Disponible Ninguna Foto Disponible</i>							

## PHOTO-STARTERS





Design	Series	Kilowatt	Design	Series	Kilowatt
Mfg.			Mfg.		
<b>31205</b>			<b>33292</b>		
VA	PMGR	1.3	BO	PMGR	1.1
<i>No Photo Available</i>			<i>No Photo Available</i>		
<b>32580</b>					
BO	PMGR	1.0			
					
<b>32605</b>					
BO	PMGR	1.8			
<i>No Photo Available</i> <i>Acune Photo Disponibile</i> <i>Ninguna Foto Disponibile</i>					
<b>32801</b>					
VA	PLGR	1.6			
<i>No Photo Available</i>					
<b>32802</b>					
BO	PMGR	1.8			
<i>No Photo Available</i>					
<b>33225</b>					
MI		1.4			
					

Photo Guide for Reference Purposes Only

Discover a comprehensive collection of replacement steering parts on our website.