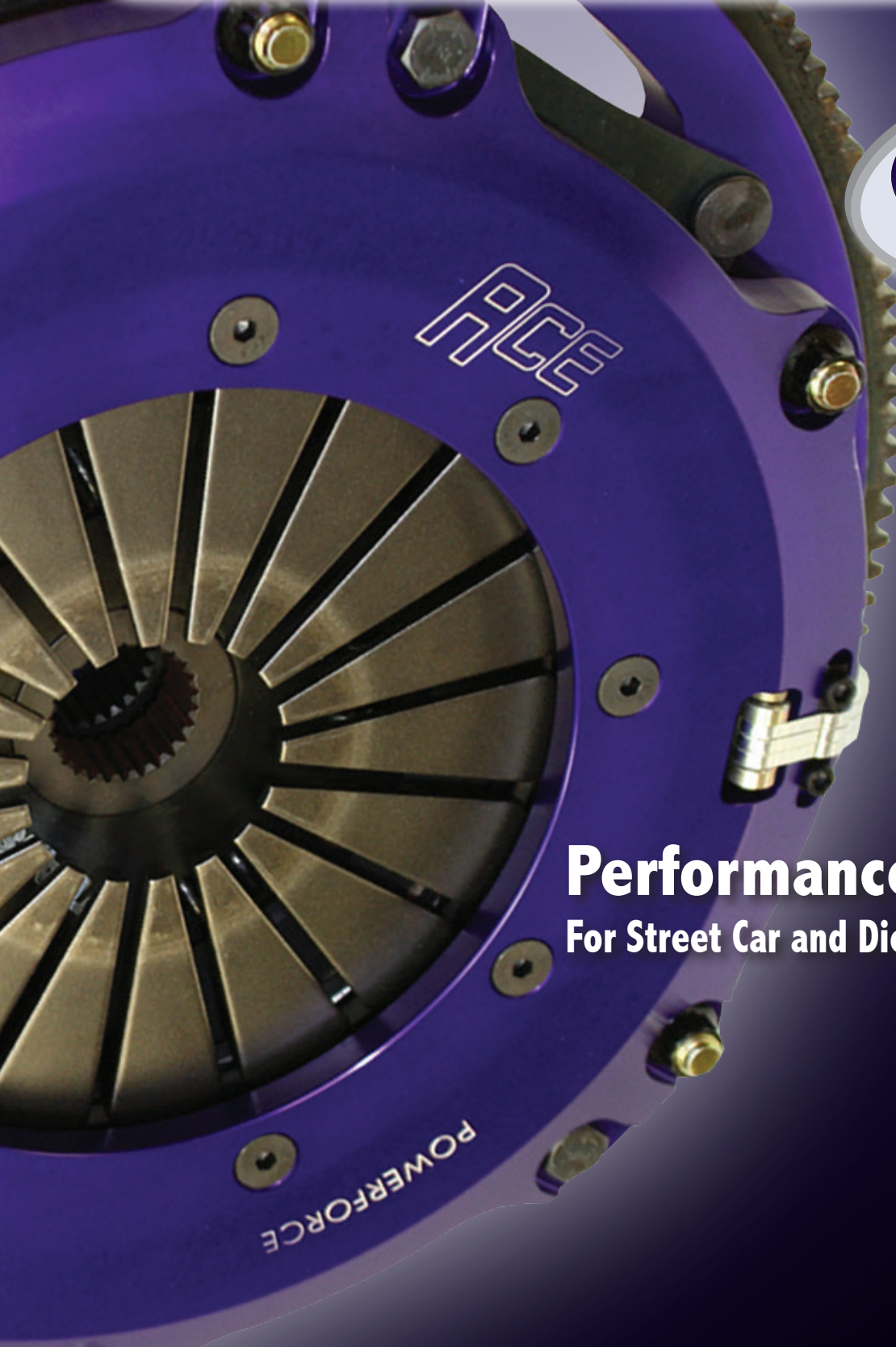




ACE

RACING CLUTCHES



Performance Catalog
For Street Car and Diesel Pickup Applications



Manufacturing & Parts Co.
American Made Clutches Since 1967

ACE MANUFACTURING AND PARTS COMPANY

A BRIEF HISTORY:

Ace has been in the heavy duty clutch business since 1967. Starting as a pressure plate grinding company, Ace has grown to become a leader in the heavy duty clutch industry, machining and assembling all of its own clutches and clutch parts.

In the early 1990s Ace introduced a patented 7" for pro stock drag racing. This patented clutch spawned the Ace Racing Division. Ace Racing has developed many products since then and has also become a leader in racing clutches for drag racing, circle track, and tractor pulling.

Ace owns several patents and has expanded itself over the years with a constant flow of new product offerings. While production methods have changed from hand grinders to CNC machining cells, Ace has never compromised quality.

COMMITMENT TO QUALITY AND SERVICE:

Ace Manufacturing and Parts Co. is committed to continuously improving the quality of our products by reviewing our quality and engineering standards, benchmarking, and acting on customer feedback. In addition, we are devoted to delivering defect-free product on time, every time.

TABLE OF CONTENTS

ACE HISTORY	1
POWERFORCE TECHNOLOGY.....	3
PERFORMANCE COMPARISON.....	4
<u>CLUTCH DISCS</u>	5

STREET CAR APPLICATIONS

FEATURES AND BENEFITS	6
PART NOMENCLATURE	7
QUICK REFERENCE GUIDE.....	8
WARRANTY	12

DIESEL PICKUP APPLICATIONS

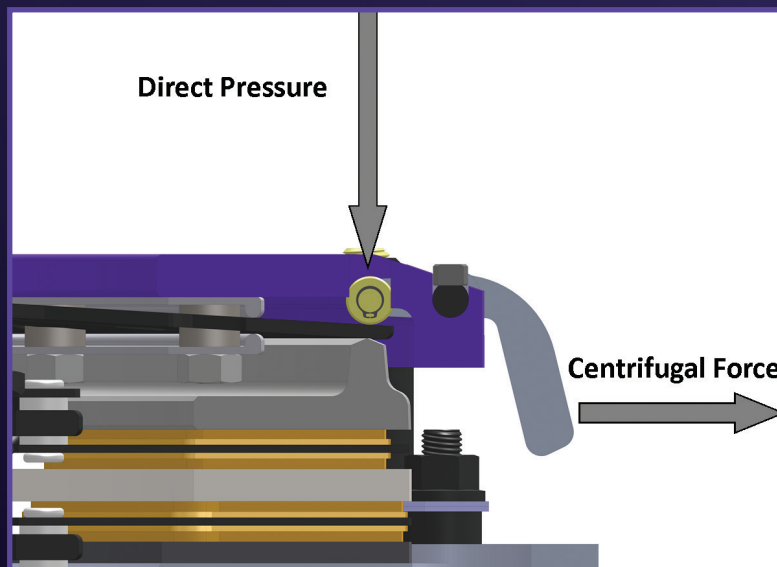
FEATURES AND BENEFITS	14
PART NOMENCLATURE	15
QUICK REFERENCE GUIDE.....	16
WARRANTY	22

WHAT IS POWERFORCE TECHNOLOGY?

POWERFORCE is a technology that offers drivers increased clutch performance without increasing clutch pedal effort. This borrows from patented technology and our 15 years of experience of designing and producing ultra-high performance drag racing clutches for NHRA racers.

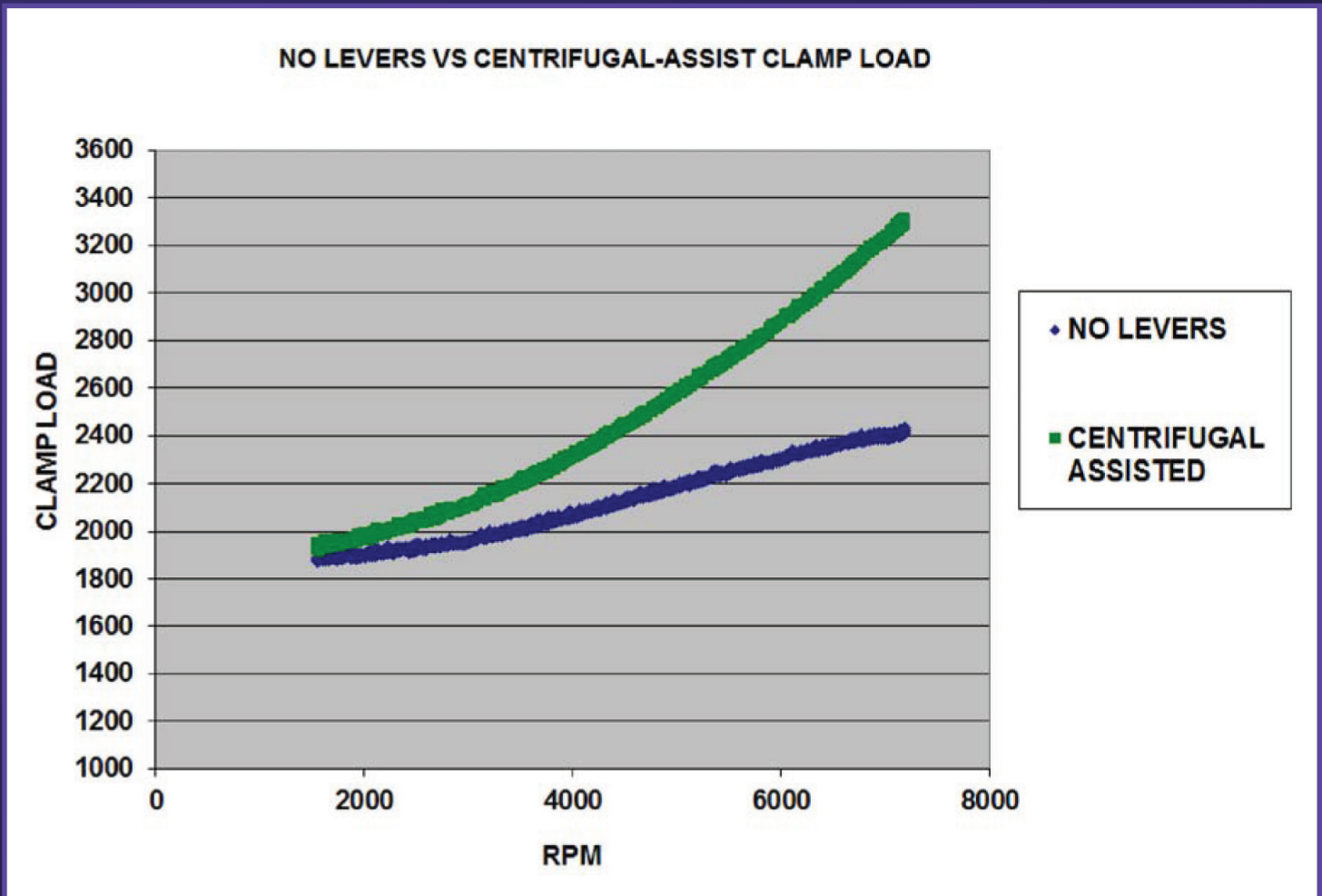
HOW DOES IT WORK?

Centrifugal Force. Our clutches increase pressure plate load as the engine increases RPM. As the engine speeds up, our patented lever assist technology applies direct pressure on the pressure plate increasing torque capacity by 15% or more.



As the engine spins, forces are exerted outward; the same way spinning in a circle causes a person's arms to rise from their side. Our levers experience the same force and the outer edge of the lever gets pulled away from the clutch as the engine spins faster. This causes the lever to rotate on a pivot point and applies direct pressure on the pressure plate resulting in a greater pressure plate load to help keep the clutch from slipping.

PERFORMANCE



As shown in these Dyno test results, you can see the effects of the **POWERFORCE** lever system as the engine RPM's increase. **POWERFORCE** technology really does work and significantly increases clutch performance. Whether towing a rig to the track, everyday driving, or high performance, **POWERFORCE** will suit the needs of almost any application.

CLUTCH DISCS

Ace Manufacturing produces its own friction materials in-house. The proprietary formulas are used on every line of clutch for tractors, heavy duty trucks, performance street cars, all the way to 9000 HP top fuel dragsters.

Along with superior friction materials, Ace's discs are also made with patented cryogenically processed springs that ensure durability and longevity.



Ace offers both organic and cerametallic discs for our POWERFORCE line of clutches. This versatility offers greater performance while extending clutch life and maintaining or improving drivability.

H.P. Cerametallic Discs with
8 and 12 buttons/side



Providing smoother drivability
and better performance!

- CRYOGENICALLY TREATED HUB SPRINGS
- HIGH FRICTION ORGANIC OR CERAMIC FACING
- MADE FOR LONGEVITY AND CONSISTENCY
- MADE IN THE USA!



HIGH PERFORMANCE CLUTCHES STREET CAR APPLICATIONS



Features and Benefits

- **Lightweight design and low MOI
unlock potential HP**
- **Patented lever assist technology available**
- **No break-in period required**
- **Near stock pedal feel**
- **Noise/vibration reduction components**

Kits include aluminum flywheel, disc, pressure plate assembly, alignment tool, pilot bearing, release bearing, and all mounting hardware.

Street Performance

Part Number Nomenclature

- **RA** = Street Performance
- **100** = Clutch Size – 10.0”
- **201** = Flywheel Bolt Pattern (8 bolt ford)
- **CA** = Centrifugally Assisted
- **2** = number of discs
- **26** = spline count
- **K** = shim kit and set up tool

OR

- **KA** = throw-out/slave cylinder shim kit

Example: **RA100201CA2-26K**

OR

Example: **RA100201CA2-26KA**

Quick Reference for STREET CARS

Chevrolet - Camaro

Year	Engine			Disc. Size/ Spline	Description	Clutch Assembly Number
	Cyl.	L	CID			
Pre-86	V8	All	All	Optional	GM Big Block, 2 Disc	RA100212CA2-K
87-96	V8	All	All	10 x 1 5/32"-26	GM Small Block, 2 Disc	RA100214CA2-K
97-Up	V8	All	All	Optional	GM LS Series, OE, Crate, 2 Disc	RA100202CA2-K
10-13	V8	6.2	379	10 x 1 5/32"-26	Camaro SS - 2 Disc	RA100202CA2-26KA
14-Up	V8	All	All	10 x 1 5/32"-26	GM LT Series, OE, Crate, 2 Disc	RA100217CA2-26K

Dodge - Challenger

Year	Engine			Disc. Size/ Spline	Description	Clutch Assembly Number
	Cyl.	L	CID			
08-10	V8	6.1	370	10 x 1 1/8"-10	Challenger - 2 Disc	RA100208CA2-10KA
08-10	V8	6.1	370	10 x 1 5/32"-26	Challenger - 2 Disc	RA100208CA2-26KA
09-12	V8	5.7	345	10 x 1 1/8"-10	Challenger - 2 Disc	RA100208CA2-10KA
09-12	V8	5.7	345	10 x 1 5/32"-26	Challenger - 2 Disc	RA100208CA2-26KA
09-Up	V8	6.4	392	10 x 1 1/8"-10	Challenger - 2 Disc	RA100208CA2-10KA
09-Up	V8	6.4	392	10 x 1 5/32"-26	Challenger - 2 Disc	RA100208CA2-26KA
09-Up	V8	6.4	392	10 x 1 1/8"-10	Challenger - 3 Disc	RA100208CA3-10KA
09-Up	V8	6.4	392	10 x 1 5/32"-26	Challenger - 3 Disc	RA100208CA3-26KA

Dodge - Charger

Year	Engine			Disc. Size/ Spline	Description	Clutch Assembly Number
	Cyl.	L	CID			
06-10	V8	6.1	370	10 x 1 1/8"-10	Charger - 2 Disc	RA100208CA2-10KA

Quick Reference for STREET CARS

Dodge - Charger (CONT.)

Year	Engine			Disc. Size/ Spline	Description	Clutch Assembly Number
	Cyl.	L	CID			
06-10	V8	6.1	370	10 x 1 5/32"-26	Charger - 2 Disc	RA100208CA2-26KA
06-12	V8	5.7	345	10 x 1 1/8"-10	Charger - 2 Disc	RA100208CA2-10KA
06-12	V8	5.7	345	10 x 1 5/32"-26	Charger - 2 Disc	RA100208CA2-26KA
12-Up	V8	6.4	392	10 x 1 1/8"-10	Charger - 2 Disc	RA100208CA2-10KA
12-Up	V8	6.4	392	10 x 1 5/32"-26	Charger - 2 Disc	RA100208CA2-26KA
12-Up	V8	6.4	392	10 x 1 1/8"-10	Charger - 3 Disc	RA100208CA3-10KA
12-Up	V8	6.4	392	10 x 1 5/32"-26	Charger - 3 Disc	RA100208CA3-26KA

Dodge - Hemi

Year	Engine			Disc. Size/ Spline	Description	Clutch Assembly Number
	Cyl.	L	CID			
66-71	V8	7.0	426	10 x 1 5/32"-26	Hemi - 2 Disc	RA100209CA2-26K
66-71	V8	7.7	472	10 x 1 5/32"-26	Hemi - 2 Disc	RA100209CA2-26K
66-71	V8	8.7	528	10 x 1 5/32"-26	Hemi - 2 Disc	RA100209CA2-26K
66-71	V8	7.0	392	10 x 1 5/32"-26	Hemi - 3 Disc	RA100209CA3-26K
66-71	V8	7.7	472	10 x 1 5/32"-26	Hemi - 3 Disc	RA100209CA3-26K
66-71	V8	8.7	528	10 x 1 5/32"-26	Hemi - 3 Disc	RA100209CA3-26K
09-Up	V8	5.7	345	10 x 1 5/32"-26	Hemi - 2 Disc, LH Starter	RA100210CA2-26K
09-Up	V8	5.7	345	10 x 1 5/32"-26	Hemi - 3 Disc, LH Starter	RA100210CA3-26K

Ford - Mustang

Year	Engine			Disc. Size/ Spline	Description	Clutch Assembly Number
	Cyl.	L	CID			
57-76	V-8	5.7	352+	10 x Varies	Ford Big Block/FE Series, 2 Disc	RA100208CA2-26K

Quick Reference for STREET CARS

Ford - Mustang (CONT.)

Year	Engine			Disc. Size/ Spline	Description	Clutch Assembly Number
	Cyl.	L	CID			
62-80	V-8	5.0	302	10 x 1 5/32"-26	Mustang/Ford Windsor, 2 Disc	RA100215CA2-K
62-80	V-8	5.8	351	10 x 1 5/32"-26	Mustang/Ford Windsor, 2 Disc	RA100215CA2-K
62-80	V8	5.8	351	10 x 1 5/32"-26	Mustang/Ford Windsor, 2 Disc	RA100215CA2-K
62-80	V8	5.8	351	10 x 1 5/32"-26	Mustang/Ford Cleveland, 2 Disc	RA100215CA2-K
62-97	V8	5.0	302	10 x 1 5/32"-26	Mustang/Ford Windsor, 2 Disc	RA100204CA2-K
62-97	V8	5.8	351	10 x 1 5/32"-26	Mustang/Ford Windsor, 2 Disc	RA100204CA2-K
68-97	V-8	7.0	429+	10 x Varies	Ford Big Block/385 Series	RA100207CA2-K
81-94	V-8	5.0	302	10 x 1 1/16"-10	Mustang GT/LX, Fork, 2 Disc, Custom	RA100205CA2-RBK
81-94	V-8	5.0	302	10 x 1 1/16"-10	Mustang GT/LX, Hydraulic, 2 Disc, Custom	RA100205CA2-K
96-01	V-8	4.6	281	10 x 1 1/16"-10	GT, T45 Trans, W Code, 2 Disc	RA100206CA2-10KB
96-01	V-8	4.6	281	10 x 1 1/16"-10	GT, T45 Trans, X Code, 2 Disc	RA100201CA2-10KB
99-01	V-8	4.6	281	10 x 1 1/16"-10	Cobra, T45 Trans, 2 Disc	RA100201CA2-10KB
99-up	V-8	4.6	281	10 x 1 5/32"-26	Modular Stock - Drag Pack	RA100206CA1-26DP
01	V-8	4.6	281	10 x 1 1/16"-10	Bullitt, TR3650, W Code, 2 Disc	RA100206CA2-10KB
01	V-8	4.6	281	10 x 1 1/16"-10	Bullitt, TR3650, X Code, 2 Disc	RA100201CA2-10KB
01-02	V-8	4.6	281	10 x 1 1/16"-10	Cobra, TR3650, 2 Disc	RA100201CA2-10KB
01-04	V-8	4.6	281	10 x 1 1/16"-10	GT, From 2/01 TR3650, 2 Disc	RA100201CA2-10KB
03-04	V-8	4.6	281	10 x 1 5/32"-26	Cobra, T56 Trans, 2 Disc	RA100201CA2-26KF
03-04	V-8	4.6	281	10 x 1 1/16"-10	Cobra, T56 Trans, 2 Disc	RA100201CA2-10KB
03-04	V-8	4.6	281	10 x 1 1/16"-10	Mach 1, TR3650, W Code, 2 Disc	RA100206CA2-10KB
03-04	V-8	4.6	281	10 x 1 1/16"-26	Mach 1, TR3650, X Code, 2 Disc	RA100201CA2-26KF

Quick Reference for STREET CARS

Ford - Mustang (CONT.)

Year	Engine			Disc. Size/ Spline	Description	Clutch Assembly Number
	Cyl.	L	CID			
05-10	V-8	4.6	281	10 x 1 1/16"-10	GT, Bullitt, TR3650 Trans, 2 Disc	RA100206CA2-10KA
07-09	V8	5.4	330	10 x 1 5/32"-26	Shelby GT 500 - w/TSB 10-3-8, 2 Disc	RA100201CA2-26KA
07-09	V8	5.4	330	10 x 1 5/32"-26	Shelby GT 500 - 2 Disc OEM	RA100201CA2-26KE
07-10	V8	5.4	330	10 x 1 5/32"-26	Cobra, TR6060 - 2 Disc	RA100201CA2-26KB
07-10	V8	5.4	330	10 x 1 5/32"-26	Cobra, TR6060 - 3 Disc	RA100201CA3-26KA
10-12	V8	5.4	330	10 x 1 5/32"-26	Shelby GT 500 - 2 Disc	RA100201CA2-26KC
10-12	V8	5.4	330	10 x 1 5/32"-26	Shelby GT 500 - 3 Disc	RA100201CA3-26KB
11-15	V8	5.0	302	10 x 1 5/32"-26	Coyote Stock - Drag Pack	RA100201CA1-26DP
11-12	V6	3.7	226	10 x 1"-23	Mustang V6, 2 Disc	RA100201CA2-23KA
11-14	V8	5.0	302	10 x 1"-23	GT, Getrag Trans, 2 Disc (up to 4/15/14)	RA100201CA2-23KB
11-14	V8	5.0	302	10 x 1"-23	Boss 302, Getrag Trans, 2 Disc (up to 4/15/14)	RA100201CA2-23KB
14	V8	5.0	302	10 x 1"-23	GT, Getrag, (4/15/14 & up)	RA100201CA2-23KC
13-14	V8	5.4	330	10 x 1 5/32"-26	Shelby GT 500 - 2 Disc	RA100201CA2-26KD
13-14	V8	5.4	330	10 x 1 5/32"-26	Shelby GT 500 - 3 Disc	RA100201CA3-26KC
15	V8	5.0	302	10 x 1"-23	GT, Getrag	RA100201CA2-23KD

Street Car Accessories

Part Number

Release bearing

RRB-DR3Z-71508-A

Bearing Setup Tool

RPFBST-001

ACE MANUFACTURING STREET CAR CLUTCH LIMITED WARRANTY


Due to the intended use of this product, warranty is limited to 90 days from the date of initial retail purchase. The Ace product shall be free of defects in material and workmanship. Friction materials in this product are excluded. No warranty is offered for durability or specific performance because this is a consumable item. Ace Manufacturing is not responsible for the failure of mating components and/or other components of the driveline. Improper installation or improper application voids any warranty. If slippage occurs after installation stop use immediately and contact customer support. All products must be sent back to place of purchase for evaluation for warranty.

Clutch problems are frequently attributed to adjustment and/or release system malfunction.


*Before removal of the product for possible warranty, please refer to shop manual on operation and adjustment of the release system or proper release. The following list is common issues that are **not** covered under warranty.

- Worn diaphragm fingers
- Hot spots on friction surfaces
- Lubricant on friction surfaces
- Damaged or worn friction material
- Damaged or broken disc hub and/or carrier
- Broken hub springs
- Worn bearing face
- Broken bearing seal

If your clutch does not show any of the problems listed above it is more than likely serviceable provided there are no other issues in the release system that need correction. To return for warranty the original sales receipt is required and you must also fill out an RGA request form before returning the product.




ACE
RACING CLUTCHES



**STREET CAR
APPLICATIONS**



**DIESEL PICKUP
APPLICATIONS**



HIGH PERFORMANCE CLUTCHES DIESEL PICKUP APPLICATIONS



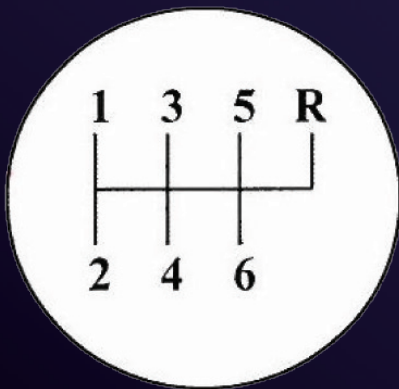
Features and Benefits

- **Patented Lever Assist Technology**
- **Ceramic or Organic Discs**
- **Cryogenic Treated Hub Springs**
- **Near Stock Pedal Feel**
- **Solid Mass Flywheel**

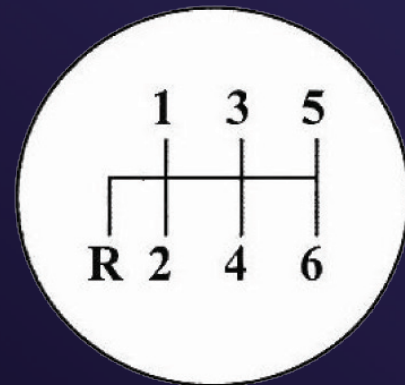
Diesel Pickup

Part Number Nomenclature

- **RPF** = lever assisted
- **RPNL** = non-lever
- Cummins only - **119** or **023** = NV5600
- Cummins only – **023-0508** = G-56
- Ford only – **944** = 5-speed trans
- Ford only – **241** = 6-speed trans
- **CB** = ceramic button facing



NV5600



G-56

Example: **RPF023-0508CB**

QUICK REFERENCE GUIDE

Complete Kits For: DODGE CUMMINS 5.9/6.7L FORD POWERSTROKE 7.3L

When we say complete, we mean **COMPLETE**. All kits come with a solid mass flywheel, disc, pressure plate assembly, alignment tool, pilot bearing already pressed in the flywheel, release bearing, as well as all new flywheel bolts, washers (where applicable), and clutch mounting bolts.

“HP” Disc available with **ULTIMATE** and **HIGH** performance kits!

Providing smoother engagement and less chatter without compromising torque capacity! Just add “-HP” to the part number.

ULTIMATE - This is the top of the line performance from POWERFORCE. This clutch is designed for the heavily upgraded diesel enthusiast. (Clutch is the most aggressive with the highest torque capacity using the lever assist clutch and cerametallic disc. Aggressiveness can prove problematic with towing depending on driving style).

EXTREME - This package is essentially the same as the **ULTIMATE**, only with an organic disc instead of cerametallic, allowing for a smoother engagement. This lever assist clutch option is ideal for the moderately tuned truck that does a lot of towing and city driving.

HIGH - The high performance package is the more economical, non lever assisted clutch with a cerametallic disc. This offers a considerable increase in torque capacity over stock, while not breaking the bank.

MILD - This clutch is the unit of choice for the person who wants a similar to stock replacement. You get a greater torque capacity than your stock clutch, leading to increased clutch life. It is a non-lever assist unit packaged with an organic disc, making an affordable complete solid mass conversion kit.

Quick Reference for DODGE CUMMINS

Dodge - Cummins - 5 Speed NV4500

Year	Engine			Disc. Size/ Spline	Description	Clutch Assembly Number
	Cyl.	L	CID			
94-02	6	5.9	360	12.25" x 1 1/4" x 10	ULTIMATE Lever Assist Cerametallic Disc 1160 Ft. Lb. Torque	RPF119CB
94-02	6	5.9	360	12.25" x 1 1/4" x 10	EXTREME Lever Assist Organic Disc 1010 Ft. Lb. Torque	RPF119
94-02	6	5.9	360	12.25" x 1 1/4" x 10	HIGH Non-Lever Cerametallic Disc 900 Ft. Lb. Torque	RPNL119CB
94-02	6	5.9	360	12.25" x 1 1/4" x 10	MILD Non-Lever Organic Disc 780 Ft. Lb. Torque	RPNL119

Components/Accessories (NV4500)	Part Number
LEVER ASSIST COVER/PRESSURE PLATE KIT W/ RELEASE BEARING	RAC119K
NON-ASSISTED COVER/PRESSURE PLATE KIT W/RELEASE BEARING	RNL119K
FLYWHEEL, SOLID MASS 12.25" PATTERN W/HD PILOT BEARING	R122200
PADDLE STYLE 8-SPRING CERAMIC BUTTON DISC, MOST AGGRESSIVE	RCAD-100K
ROUND STYLE 8-SPRING CERAMIC BUTTON DISC, MILDLY AGGRESSIVE	RCAD-100HPK
ORGANIC 8-SPRING DISC, LEAST AGGRESSIVE	RCAD-104K
RELEASE BEARING	RRB119BP
ALIGNMENT TOOL	RAT1250BP
O.E. PILOT BEARING	RPB119BP
FLYWHEEL BOLTS, M12 X 32MM, DODGE 1994-2005	RFCB-M12X32BP8
FLYWHEEL WASHERS, DODGE 1994-2005	RCW-500X063BP

Quick Reference for DODGE CUMMINS (Cont.)

Dodge - Cummins - 6 Speed NV5600

Year	Engine			Disc. Size/ Spline	Description	Clutch Assembly Number
	Cyl.	L	CID			
01-05	6	5.9	360	13" X 1 3/8-10	ULTIMATE Lever Assist Cerametallic Disc 1250 Ft. Lb. Torque	RPF023CB
01-05	6	5.9	360	13" X 1 3/8-10	EXTREME Lever Assist Organic Disc 985 Ft. Lb. Torque	RPF023
01-05	6	5.9	360	13" X 1 3/8-10	HIGH Non-Lever Cerametallic Disc 1080 Ft. Lb. Torque	RPNL023CB
01-05	6	5.9	360	13" X 1 3/8-10	MILD Non-Lever Organic Disc 855 Ft. Lb. Torque	RPNL023

Components/Accessories (NV5600)	Part Number
LEVER ASSIST COVER/PRESSURE PLATE KIT W/ RELEASE BEARING	RAC023K
NON-ASSISTED COVER/PRESSURE PLATE KIT W/ RELEASE BEARING	RNL023K
FLYWHEEL, SOLID MASS 13" PATTERN W/HD PILOT BEARING	R130206
PADDLE STYLE 8-SPRING CERAMIC BUTTON DISC, MOST AGGRESSIVE	RCAD-101K
ROUND STYLE 8-SPRNG CERAMIC BUTTON DISC, MILDLY AGGRESSIVE	RCAD-101HPK
ORGANIC 8-SPRING DISC, LEAST AGGRESSIVE	RCAD-103K
RELEASE BEARING	RRB119BP
ALIGNMENT TOOL	RAT1375BP
O.E. PILOT BEARING	RPB119BP
2003-UP PRE-BLED HYDRAULIC UPGRADE KIT INCLUDES MASTER CYLINDER, SLAVE CYLINDER, RESERVOIR ASSEMBLED	RAC-HMC0508
FLYWHEEL BOLTS, M12 X 32MM, DODGE 1994-2005	RFCB-M12X32BP8
FLYWHEEL WASHERS, DODGE 1994-2005	RCW-500X063BP

Quick Reference for DODGE CUMMINS (Cont.)

Dodge - Cummins - 6 Speed G-56

Year	Engine			Disc. Size/ Spline	Description	Clutch Assembly Number
	Cyl.	L	CID			
5.5-08	6	5.9L & 6.7L	360 408	13" x 1 3/8-10	ULTIMATE Lever Assist Cerametalllic Disc 1250 Ft. Lb. Torque	RPF023CB-0508HP
5.5-08	6	5.9L & 6.7L	360 408	13" x 1 3/8-10	EXTREME Lever Assist Organic Disc 985 Ft. Lb. Torque	RPF023-0508
5.5-08	6	5.9L & 6.7L	360 408	13" x 1 3/8-10	HIGH Non-Lever Cerametalllic Disc 1080 Ft. Lb. Torque	RPNL023CB-0508HP
5.5-08	6	5.9L & 6.7L	360 408	13" x 1 3/8-10	MILD Non-Lever Organic Disc 855 Ft. Lb. Torque	RPNL023-0508

Components/Accessories (G56)	Part Number
LEVER ASSIST COVER/PRESSURE PLATE KIT W/ RELEASE BEARING	RAC023-G56K
NON-ASSISTED COVER/PRESSURE PLATE KIT W/ RELEASE BEARING	RNL023K
FLYWHEEL, SOLID MASS 13" PATTERN W/HD PILOT BEARING	R130207
PADDLE STYLE 8-SPRING CERAMIC BUTTON DISC, MOST AGGRESSIVE	RCAD-101K
ROUND STYLE 8-SPRNG CERAMIC BUTTON DISC, MILDLY AGGRESSIVE	RCAD-101HPK
ORGANIC 8-SPRING DISC, LEAST AGGRESSIVE	RCAD-103K
RELEASE BEARING,	RRB119BP
ALIGNMENT TOOL	RAT1375BP
O.E. PILOT BEARING	RPB119BP
2003-UP PRE-BLED HYDRAULIC UPGRADE KIT INCLUDES MASTER CYLINDER, SLAVE CYLINDER, RESERVOIR ASSEMBLED	RAC-HMC0508
FLYWHEEL BOLTS, FOR USE WITH R130207 FLYWHEEL	RFCB-M12X50BP8
FLYWHEEL WASHER KIT, FOR USE WITH R130207 FLYWHEEL	RCW-M12BP

Quick Reference for FORD POWERSTROKE

Ford Powerstroke - 5 SPEED 7.3L TURBO (DI)

Year	Engine			Disc. Size/ Spline	Description	Clutch Assembly Number
	Cyl.	L	CID			
94-97	V8	7.3	444	13" x 1 1/4-10	ULTIMATE Lever Assist Cermetallic Disc 1100 Ft. Lb. Torque	RPF944CB
94-97	V8	7.3	444	13" x 1 1/4-10	EXTREME Lever Assist Organic Disc 775 Ft. Lb. Torque	RPF944
94-97	V8	7.3	444	13" x 1 1/4-10	HIGH Non-Lever Cermetallic Disc 840 Ft. Lb. Torque	RPNL944CB
94-97	V8	7.3	444	13" x 1 1/4-10	MILD Non-Lever Organic Disc 685 Ft. Lb. Torque	RPNL944

Components/Accessories (5 Speed 7.3L)

Part Number

LEVER ASSIST COVER/PRESSURE PLATE KIT W/ RELEASE BEARING	RAC944K
NON-ASSISTED COVER/PRESSURE PLATE KIT W/ RELEASE BEARING	RNL944K
FLYWHEEL, SOLID MASS 13" PATTERN W/ PILOT BEARING	R130205
PADDLE STYLE 8-SPRING CERAMIC BUTTON DISC, MOST AGGRESSIVE	RCAD-107K
ROUND STYLE 8-SPRNG CERAMIC BUTTON DISC, MILDLY AGGRESSIVE	RCAD-107HPK
ORGANIC 8-SPRING DISC, LEAST AGGRESSIVE	RCAD-106K
RELEASE BEARING, 5-SPEED 1994-1997 POWERSTROKE	RRB944BP
ALIGNMENT TOOL	RAT1250FBP
O.E. PILOT BEARING	RPB944BP
FLYWHEEL BOLTS, M12 X 50MM, POWERSTROKE 1994-2003	RFCB-M12X50BP10

NOTE: ALL POWERSTROKE KITS ARE SOLID MASS SYSTEMS

Quick Reference for FORD POWERSTROKE (Cont.)

Ford Powerstroke - 6 SPEED 7.3L TURBO (DI)

Year	Engine			Disc. Size/ Spline	Description	Clutch Assembly Number
	Cyl.	L	CID			
98-03	V8	7.3	444	13" x 1 3/8-10	ULTIMATE Lever Assist Cerametalllic Disc 1050 Ft. Lb. Torque	RPF241CB
98-03	V8	7.3	444	13" x 1 3/8-10	EXTREME Lever Assist Organic Disc 740 Ft. Lb. Torque	RPF241
98-03	V8	7.3	444	13" x 1 3/8-10	HIGH Non-Lever Cerametalllic Disc 800 Ft. Lb. Torque	RPNL241CB
98-03	V8	7.3	444	13" x 1 3/8-10	MILD Non-Lever Organic Disc 650 Ft. Lb. Torque	RPNL241

Components/Accessories (6 Speed 7.3L)	Part Number
LEVER ASSIST COVER/PRESSURE PLATE KIT W/ RELEASE BEARING	RAC241K
NON-ASSISTED COVER/PRESSURE PLATE KIT W/ RELEASE BEARING	RNL241K
FLYWHEEL, SOLID MASS 13" PATTERN W/PILOT BEARING	R130206
PADDLE STYLE 8-SPRING CERAMIC BUTTON DISC, MOST AGGRESSIVE	RCAD-102K
ROUND STYLE 8-SPRNG CERAMIC BUTTON DISC, MILDLY AGGRESSIVE	RCAD-102HPK
ORGANIC 8-SPRING DISC, LEAST AGGRESSIVE	RCAD-105K
RELEASE BEARING, 6-SPEED 1998-2003 POWERSTROKE	RRB241BP
ALIGNMENT TOOL	RAT1375FBP
O.E. PILOT BEARING	RPB944BP
FLYWHEEL BOLTS, M12 X 50MM, POWERSTROKE 1994-2003	RFCB-M12X50BP10

NOTE: ALL POWERSTROKE KITS ARE SOLID MASS SYSTEMS

ACE MANUFACTURING DIESEL PICK UP CLUTCH WARRANTY

Ace Manufacturing & Parts Company products are warranted for 12 months/12,000 miles from the date of purchase to the original buyer. This limited warranty covers any defects in material or workmanship during the warranty period and does not cover incidental or consequential damages, product damaged by misuse or improper installation. Warranty does not cover damage cause by towing over 15,000 lbs.

Ace Manufacturing & Parts Company reserves the right to inspect any product returned for a warranty claim to determine if the claim is a result of material or workmanship deficiency and will, at its option repair or replace products found to be faulty.

Part(s) being returned for warranty claim should be returned through the dealer of distributor of original purchase. Items returned to Ace Manufacturing by the consumer must have a RGA number issued by Ace and be returned to the factory freight pre-paid with a copy of the original purchase invoice and a detail of why the product is being returned. Collect shipments will be refused.

Some states do not allow the exclusion or limitation of incidental or consequential damages or limitation on how long an implied warranty is in effect which may or may not apply to you. This warranty gives you specific legal rights. Other rights may apply and vary from state to state.