

WESTIN[®]

ENGINEERED FOR ENTHUSIASTS



2018 APPLICATION GUIDE

*NERF STEP BARS AND RUNNING BOARDS / GRILLES / GRILLE GUARDS AND WINCH MOUNTS
WINCHES AND ACCESSORIES / BULL BARS AND LIGHT BARS / LED LIGHTING / JEEP[®] PRODUCTS
TRUCK BED ACCESSORIES / TOOL BOXES / FLOOR LINERS / BODY TRIM PRODUCTS / TOWING / BUMPERS*

WESTIN® | NEW PRODUCTS

WJ2 BUMPERS ... PAGE 89



HDX STAINLESS DROP NERF STEP BARS ... PAGE 14



R5 W2W NERF STEP BARS ... PAGE 19



HDX LED GRILLE ... PAGE 52



CONTOUR LED DRL BULL BARS ... PAGE 67



LED ROCK LIGHTS ... PAGE 88



OUTLAW BUMPERS ... PAGE 146

NEW PRODUCT SHOWCASE

» HDX Stainless Drop Nerf Step Bars	4
» HDX Drop Wheel-To-Wheel Nerf Step Bars	4
» R5 Modular Wheel-To-Wheel	5
» SG6 Running Boards	5
» HDX LED Grille	6
» Contour LED DRL Bull Bar	7
» Outlaw Front and Rear Bumpers	8
» B-Force Roof Mount 50" LED Light Bar Kit	9
» LED Rock Light Kit	9
» WJ2 Front and Rear Bumpers	10
» HLR Truck Rack	12
» HDX DEF Tank Skid Plate	13

NERF STEP BARS AND RUNNING BOARDS

» NEW - HDX Stainless Drop Nerf Step Bars	14
» NEW - HDX Stainless Drop Wheel-to-Wheel Nerf Step Bars	15
» HDX Drop Nerf Step Bars	16
» NEW - HDX Drop Wheel-To-Wheel Nerf Step Bars	17
» HDX Xtreme Nerf Step Bars	18
» NEW - R5 Modular Wheel-To-Wheel	19
» R5 Nerf Step Bars	20
» R7 Nerf Step Bars	21
» Thrasher Running Boards	22
» E-Series 3 Nerf Step Bars	23
» Signature 3 Nerf Step Bars	26
» Platinum 3 Nerf Step Bars	29
» PRO TRAXX 4 Oval Nerf Step Bars	31
» PRO TRAXX 5 Oval Nerf Step Bars	32
» PRO TRAXX 5 Oval Wheel-To-Wheel Nerf Step Bars	33
» PRO TRAXX 6 Oval Nerf Step Bars	34
» Platinum 4 Oval Nerf Step Bars	35
» Platinum 4 Oval Wheel-To-Wheel Nerf Step Bars	37
» Premier 4 Oval Nerf Step Bars	38
» Premier 6 Oval Nerf Step Bars	40
» GenX Oval Drop Nerf Step Bars	42
» NEW - SG6 Running Boards	43
» Sure-Grip Running Boards	45
» Molded Running Boards	48
» Stylized Running Boards	50
» HD Running Boards	51

GRILLES/GRILLE GUARDS AND WINCH MOUNTS

» NEW - HDX LED Grille	52
» HDX Grille Guard	54
» Sportsman Grille Guard	56
» HDX Winch Mount Grille Guard	58
» Sportsman Winch Mount Grille Guard	60
» Sensor Re-locator	61
» License Plate Re-locator	61
» HDX Light Clamps	61
» HDX B-Force Flush Mount LED Kit	61
» MAX Winch Mounting System	62

WINCHES AND ACCESSORIES

» Off-Road 9,500 lbs. Winch	63
» Off-Road 9,500 lbs. Synthetic Winch	63
» Off-Road 12,500 lbs. Winch	63
» Off-Road 12,500 lbs. Synthetic Winch	63
» Off-Road Integrated 10,000 lbs. Synthetic Winch	64
» Off-Road Integrated 12,000 lbs. Winch	64
» ATW Pro-3,500 lbs. Winch	64
» NEW - Winch Accessories	65

BULL BARS AND LIGHT BARS

» NEW - Contour LED DRL Bull Bar	67
» NEW - Ultimate LED Bull Bar	68
» Contour 3.5" Bull Bar	69
» E-Series Bull Bar	70
» Ultimate Bull Bar	72
» Contour Safari Bull Bar	74
» Safari Light Bull Bar	75
» Off-Road Light Bar	76

LED LIGHTING

» NEW - B-Force Roof Mount 50" LED Light Bar Kit	77
» Performance2X Double Row Light Bar	78
» EF2 Double Row Light Bar	78
» B-Force Double Row Light Bar	79
» B-Force Single Row Light Bar	79
» Xtreme Single Row Light Bar	80
» Fusion5 Light	80
» HyperQ B-Force Auxiliary Lights	81
» HyperQ Auxiliary Lights	81
» FM4Q Flush Mount Auxiliary Lights	81
» FM6 Flush Mount Auxiliary Lights	81

» Ultra Auxiliary Light	82
» Odyssey Auxiliary Light	82
» Axis Auxiliary Lights	83
» Quadrant Auxiliary Light	83
» Ranger Auxiliary Light	84
» Striker Auxiliary Light	84
» Work Utility Light and LED Accessories	85

JEEP PRODUCTS

» NEW - LED Rock Light Kit	88
» NEW - WJ2 Front and Rear Bumpers	89
» Marksman Front Bumpers	90
» Scope Front Bumpers	90
» Recoil Rear Bumpers	91
» Tube Fenders	91
» Triple Tube Rock Rail Steps & Rock Slider Steps	92
» LED Light Mounts	93
» Skid Plates	94
» Nerf Step Bars and Running Boards	96
» MAX Winch Mounting System	97
» Trailblazer Products	97
» Skytop	98
» Body Trim, Hitches and Electrical Products	99

TRUCK BED ACCESSORIES

» NEW - HLR Truck Rack	100
» HD Overhead Truck Rack	100
» HD Headache Rack	101
» HD Ladder Rack	101
» NEW - HDX DEF Tank Skid Plate	101
» Truck Bed and Tailgate Mats	102
» Platinum Oval Bed Rails	103
» Truck-Pal Tailgate Ladder	103

TOOL BOXES

» Pro-Series Tool Boxes	104
-------------------------	-----

FLOOR LINERS

» Profile Floor Liners	108
» Sure Fit Floor Liners	117

BODY TRIM PRODUCTS

» NEW - Matte Black Bug Shields	121
» NEW - Matte Black In Channel Wind Deflectors	122
» NEW - Matte Black Tape On Wind Deflectors	123
» Platinum Bug Shields	124
» Ultraguard Bug Shields	125
» Tape On Wind Deflectors	126
» In Channel Wind Deflectors	128
» Wind Guard Wind Deflectors	130
» Cab Guard Wind Deflectors	130
» Sun Roof Wind Deflectors	130
» Wade Front And Tailgate Caps	130
» Wade Bed Caps	131
» Hood Scoops	132
» Head Light and Tail Light Covers	133

TOWING

» Class I, III and IV Receiver Hitches	134
» Brake Controls and Wiring Harnesses	136
» Breakaway Kits	137
» T-Connectors	138
» Multi-Functional Connectors	142
» Adapters	143
» Mounting Brackets and Tail Light Converters	144
» Tow Accessories	145

BUMPERS

» NEW - Outlaw Front Bumper	146
» NEW - Outlaw Rear Bumper	146
» HDX Front Bumper	148
» HDX Rear Bumper	149
» Universal Series Bumpers	150
» Perfect Match Series Bumpers	151

WESTiN® | NEW PRODUCTS

HDX STAINLESS DROP NERF STEP BARS

- » Built with corrosion resistant, black powder-coated stainless steel
- » Die stamped stainless steel step areas for maximum traction
- » Provides over 2 more inches of toe/heel step area than our competitors
- » Features a notched bar design with heavy-duty step plate
- » Removable step plates for easy cleaning
- » Fits tight to rocker panel for a solid fit and rugged look
- » Solid 1-piece construction
- » Bolt-on installation – no drilling required for most applications
- » Mount kit included


FINISH: Textured Black

MATERIAL: 410 Stainless Steel

WARRANTY: 5 Year



STAINLESS STEEL STEP PLATES



HDX STAINLESS LOGO PRODUCT BADGE



ALSO AVAILABLE IN WHEEL-TO-WHEEL

FOR APPLICATIONS
SEE PAGE **14-15**

HDX DROP WHEEL-TO-WHEEL NERF STEP BARS

- » Stylish Wheel-To-Wheel (W2W) length step bars
- » Die stamped steel step areas for maximum traction
- » Provides over 2 more inches of toe/heel step area than our competitors
- » Includes a third step for easy truck bed access
- » Rear step is custom sized for each vehicle application
- » Removable step plates for easy cleaning
- » Fits tight to rocker panel for a solid fit and rugged look
- » Solid 1-piece construction
- » Bolt-on installation – no drilling required for most applications
- » Mount kit included

FINISH: Textured Black

MATERIAL: Steel

WARRANTY: 3 Year

FOR APPLICATIONS
SEE PAGE **17**



Over 2 More inches of Toe/Heel Step Area

Solid 1-Piece Construction

Notched Bar Design w/ Heavy-Duty Step Plate

Third Step For Easy Truck Bed Access



WESTIN EXCLUSIVE ISOLATOR BRACKET

Westin's exclusive Isolator Bracket supports the step bar past the truck cab, a feature that competitors do not offer. Without an Isolator Bracket, the step area that extends past the vehicle is left unsupported. Our unique design provides extra bed support without resulting in annoying creaking sounds.

PATENT PENDING

R5 MODULAR WHEEL-TO-WHEEL NERF STEP BARS

- » Stylish Wheel-To-Wheel (W2W) length step bars
- » Strong, lightweight modular design; saves money on shipping (no truck freight)
- » Includes third step for easy truck bed access
- » Injection molded polymer step pad and bracket covers
- » 5" wide step area
- » Rocker panel mounted
- » Mount kit included

FINISH: Polished	FINISH: Black Powder Coat
MATERIAL: Stainless Steel	MATERIAL: Steel
WARRANTY: Lifetime	WARRANTY: 5 Year



**FOR APPLICATIONS
SEE PAGE 19**



WESTIN EXCLUSIVE ISOLATOR BRACKET

Westin's exclusive Isolator Bracket supports the step bar past the truck cab, a feature that competitors do not offer. Without an Isolator Bracket, the step area that extends past the vehicle is left unsupported. Our unique design provides extra bed support without resulting in annoying creaking sounds.



INCLUDES INJECTION MOLDED BRACKET COVERS



OPTIONAL LED LIGHT KIT AVAILABLE

SG6 RUNNING BOARDS

- » Stylish modern design
- » Corrosion resistant extruded aluminum board
- » Textured step area with slip resistant pad
- » Cradle mounted boards
- » Includes 1" rubber close out flange
- » Optional light kit for end caps

FINISH: Brite	FINISH: Black
MATERIAL: Aluminum	MATERIAL: Aluminum
WARRANTY: 5 Year	WARRANTY: 5 Year

STYLISH CORROSION RESISTANT EXTRUDED ALUMINUM BASE BOARD
MODERN DESIGN



**FOR APPLICATIONS
SEE PAGE 43**



**FOR APPLICATIONS
SEE PAGE 52**


SEMA 2017
"Best New Exterior
Accessory Product"

PATENT PENDING ***HDX LED GRILLE***

- » 11 Gauge steel frame with laser cut Westin logo
- » (1) Double row combo LED light bar
- » (2) Flood or spot single row LED light bars*
- » 16 Gauge steel light housing
- » Adjustable center bar lets you direct light beam
- » Form fitted mesh grille
- » Outer grille frame features torx head accents
- » Bolt-on installation - No drilling required

*LED light beam configuration varies by application
NOTE: Grille trimming required on some applications

FINISH: Textured Black
MATERIAL: Steel
WARRANTY: 5 Year
LED WARRANTY: Limited Lifetime



SPECIFIC VEHICLE APPLICATIONS



CONTOUR LED DRL BULL BAR 30" CURVED SINGLE ROW LED LIGHT BAR INCLUDED

- » Includes 30" curved LED light bar, wiring harness and mount kit
- » Full 3.5" galvanized, e-coat and powder coated steel for extreme corrosion resistance
- » Over 25% larger than any current bull bars on the market
- » 30" curved light bar features 2 stages; stage 1 daytime running lights and stage 2 full powered LED light
- » Made of 3.5" tube
- » Contoured to vehicle front end
- » Multi-faceted molded bushings with exposed SS fasteners
- » LED flush mount flange for a finished look
- » Adjustable center bar lets you direct light beam
- » Bolt-on installation – no drilling required*

**Minor Cutting of Fascia May be Required*

FINISH: Chrome

MATERIAL: 304 Stainless Steel

WARRANTY: Lifetime

LED WARRANTY: Limited Lifetime

FINISH: Textured Black

MATERIAL: Galvanized Steel

WARRANTY: 3 Year

LED WARRANTY: Limited Lifetime



STAGE 1



DAYTIME RUNNING LIGHTS

STAGE 2



FULL POWER LED LIGHTS



ADJUSTABLE CENTER BAR



LED FLUSH MOUNT FLANGE



MOLDED BUSHINGS

30" CURVED SINGLE ROW LED LIGHT BAR INCLUDED

- » 5W cree led chips
- » Power output: 90 watts
- » Raw lumens: 6,300
- » Combo beam provides both spot and flood beam reflectors

FOR APPLICATIONS
SEE PAGE **67**



DAYTIME RUNNING LIGHTS SHOWN

WESTIN® NEW PRODUCTS



Outlaw Front Bumper Shown with Optional Skid Plate and LED lights

OUTLAW FRONT BUMPER



- » 14 gauge steel top plate
- » 2" diameter tube frame with 1.5" diameter center tubes
- » Integrated bolt on LED light mounts for up to two single or one double row 30" LED Bar
- » Equipped with mount points for optional back lighting
- » Optional Outlaw Skid Plate available. Sold separately
- » Optional Outlaw LED Light Kits available. Sold separately
- » Round LED Light Kit with Westin Auxiliary Lights. Sold separately
- » Square LED Light Kit with Westin HyperQ Auxiliary Lights. Sold separately
- » Mount kit included

FINISH: Textured Black
MATERIAL: Steel
WARRANTY: 3 Year

SHOWN WITH OPTIONAL SKID PLATE AND LED LIGHTS

FOR APPLICATIONS SEE PAGE 146

OUTLAW BUMPER LIGHT KITS



- Optional LED Light Kit with Round Auxiliary Lights
 Includes: (2) brackets, (4) LED lights and wiring harness
Part No. 58-9905
- Optional Square LED Light Kit with HyperQ Auxiliary Lights
 Includes: (2) brackets, (4) LED lights and wiring harness
Part No. 58-9915

OUTLAW BUMPER SKID PLATE

- » Constructed with 10 gauge steel
- » Includes Westin laser cut-out logo
- » Bolt-on installation – no drilling required
- » Mount kit included



OUTLAW REAR BUMPER



- » Mount kit included
- » 2" diameter tube frame
- » Optional class III/IV hitch available – sold separately.
- » Retractable license plate holder conceals optional receiver hitch
- » Equipped with mount points for optional auxiliary lights
- » Available for vehicles with or without back-up sensors
- » Bolt-on installation - no drilling required

FINISH: Textured Black
MATERIAL: Steel
WARRANTY: 3 Year

Retractable license plate holder conceals receiver hitch

OUTLAW BUMPER ACCESSORY RECEIVER HITCH



OPTIONAL OUTLAW BUMPER HITCH ACCESSORY WILL ONLY FIT OUTLAW REAR BUMPER. WILL NOT FIT OE-STYLE BUMPERS.

B-FORCE ROOF MOUNT 50" LED LIGHT BAR KIT

50" DOUBLE ROW LED LIGHT BAR INCLUDED

- » 12 gauge steel brackets
- » Kit includes B-Force 50" double row LED light bar, laser-cut mounting brackets, wiring harness and mounting hardware
- » Brackets bolted beneath a-pillar
- » Foam gaskets protect vehicle finish
- » Black plated stainless-steel exposed hardware

NOTE: Professional installation is recommended. Drilling required

FINISH: Textured Black
 MATERIAL: Steel
 WARRANTY: 3 Year
 LED WARRANTY: Limited Lifetime



12 GAUGE STEEL BRACKETS



SPOT/FLOOD COMBO BEAM



WIRING HARNESS INCLUDED



FOR APPLICATIONS
 SEE PAGE **77**

B-FORCE 50" DOUBLE ROW LED LIGHT BAR

- » 3W Cree LED chips
- » Power output: 300 watts
- » Raw lumens: 27,000
- » Combo beam provides both spot and flood beam reflectors
- » U.S. Patent no. D783192S*


*Patent face plate for vehicle light fixture



POSSESS BOTH SPOT AND FLOOD BEAM REFLECTORS IN THE SAME LIGHT



3W CREE LED CHIPS



DUST & MOISTURE RESISTANT



EXTRUDED ALUMINUM HOUSING WITH DIE-CAST ENDS

LED ROCK LIGHT KIT

- » 4 LED lights, rubber mounts, wiring harness and hardware
- » Rubber mounts include 4 flat, 4 angled
- » Wiring harness includes connector, switch, relay and in-line fuse
- » Water resistant connectors
- » 3W Osram LED chips
- » Raw Lumens: 570
- » Power Output: 9W per LED light
- » Dust & moisture resistant lens
- » 9' direct fit wiring harness mounts on Jeep undercarriage
- » 15' universal wiring harness mounts on Westin WJ2 Jeep bumpers
- » Easy install

FOR APPLICATIONS
 SEE PAGE **88**

FINISH: Textured Black
 MATERIAL: Aluminum
 WARRANTY: Limited Lifetime



DIFFUSES LIGHT TO ILLUMINATE WIDER AREAS



MOUNTS ON MULTIPLE AREAS OF YOUR VEHICLE



FITS WESTIN'S WJ2 BUMPERS

INCLUDES 4 ROCK LIGHTS

4 FLAT RUBBER MOUNTS

4 ANGLED RUBBER MOUNTS

WIRING HARNESS



WESTIN® | NEW PRODUCTS

**FOR APPLICATIONS
SEE PAGE 89**



WJ2 Stubby Front Bumper
w/LED Light Bar Mount Shown
and Optional WJ2 Skid Plate LED Light Bar and Winch
Sold Separately

WJ2 STUBBY BUMPER WITH LED LIGHT BAR

- » 3/16-inch plate steel construction
- » LED Light Bar Mount fits 20" single row light bar
- » Adjustable brackets accept Westin or competitor light bars
- » Designed to allow winch installation with bumper installed
- » Winches fit inside bumper to allow maximum air flow to the radiator
- » 2 side and 2 front off-road jack points
- » Rock Light mount points on lower bumper corners
- » Recovery hooks feature shackle mount point and hook for easy strap attachment
- » Optional skid plate sold separately
- » Light sold separately
- » No drilling required – bolt on installation
- » Includes bumper, mounting hardware and install instructions



WJ2 STUBBY BUMPER W/ LED LIGHT BAR
AVAILABLE FOR 2018 JEEP JL



WJ2 STUBBY BUMPER W/ BULL BAR
AVAILABLE FOR 2018 JEEP JL



WJ2 STUBBY BUMPER
AVAILABLE FOR 2018 JEEP JL

FINISH: Textured Black
MATERIAL: Steel
WARRANTY: 3 Year

WJ2 FULL WIDTH FRONT BUMPER

- » 3/16-inch plate steel construction
- » Designed to allow winch installation with bumper installed
- » Winches fit inside bumper to allow maximum air flow to the radiator
- » Designed to utilize both styles of factory fog lights or round post lights
- » 2 front off-road jack points
- » Rock Light mount points on lower bumper corners
- » Holes to hide light harness wires
- » Recovery hooks feature shackle mount point and hook for easy strap attachment
- » No drilling required – bolt on installation
- » Includes bumper, mounting hardware and install instructions



WJ2 FULL WIDTH FRONT BUMPER W/ BULL BAR
AVAILABLE FOR 2018 JEEP JL



WJ2 FULL WIDTH FRONT BUMPER
AVAILABLE FOR 2018 JEEP JL

FINISH: Textured Black
MATERIAL: Steel
WARRANTY: 3 Year

WJ2 SKID PLATE

- » 1/8-inch plate steel construction
- » Conceals and protects swaybar and swaybar disconnect motor
- » Direct fit with Westin's WJ2 Bumper products for Wrangler JL and JK
- » No drilling required – bolt on installation
- » Includes skid plate, cover plate, mounting hardware and install instructions

FINISH: Textured Black
MATERIAL: Steel
WARRANTY: 3 Year



WJ2 SKID PLATE
AVAILABLE FOR 2018 JEEP JL

WJ2 REAR BUMPER

- » Bumper made of 3/16-inch plate steel construction
- » Integrated recovery shackle mount points
- » Auxiliary Light mount points for post mount square lights
- » Rock Light mount points on lower bumper corners
- » Bottom frame mount prevents bumper from rotating
- » 2 off-road jack points
- » No drilling required – bolt on installation*
- » Includes bumper, mounting hardware and install instructions

*2013 and up

FINISH: Textured Black
MATERIAL: Steel
WARRANTY: 3 Year



WJ2 REAR BUMPER
AVAILABLE FOR 2018 JEEP JL

FOR APPLICATIONS
SEE PAGE **89**



Optional HyperQ B-Force or HyperQ LED Lights
Sold Separately (See page 81)




HLR TRUCK RACK

- » Extruded aluminum frame
- » Aluminum punch plate screen
- » Protects rear window without blocking view
- » Strong, sturdy and lightweight design
- » Includes channels to bolt on various accessories
- » Brackets made of mild steel and custom designed for each application
- » Easy installation using existing factory holes
- » No drilling required for most applications

FINISH: Black Power Coat

MATERIAL: Aluminum

WARRANTY: 5 Year



FOR APPLICATIONS
SEE PAGE **100**





HDX DEF TANK SKID PLATE

- » High strength steel unit replaces thin OEM DEF Tank shield and plastic cover
- » Durable 8 gauge steel main body extends the life of your DEF tank by protecting it from potential damage caused by road debris
- » Lighter 12 gauge front cover provides a finished look and easy access to DEF tank
- » Aluminum HDX badge riveted onto the front cover
- » Mounts to frame and OEM L-brackets that hold the DEF tank
- » Bolt on installation - no drilling required
- » Mounting hardware included

**FOR APPLICATIONS
SEE PAGE 101**



FINISH: Textured Black
MATERIAL: Steel
WARRANTY: 3 Year



HDX DEF TANK SKID PLATE SHOWN ON-VEHICLE

WESTIN®**NERF STEP BARS****NEW HDX STAINLESS DROP NERF STEP BARS**
TEXTURED BLACK

- » Built with corrosion resistant, black powder-coated stainless steel
- » Die stamped stainless steel step areas for maximum traction
- » Provides over 2 more inches of toe/heel step area than our competitors
- » Features a notched bar design with heavy-duty step plate
- » Removable step plates for easy cleaning
- » Fits tight to rocker panel for a solid fit and rugged look

STAINLESS STEEL STEP PLATES**FINISH:** Textured Black**MATERIAL:** 410 Stainless Steel**WARRANTY:** 5 Year

START	END	MAKE	MODEL	TEXTURED BLACK
2015	2018	Chevrolet	Colorado Crew Cab	56-140152
2015	2018	Chevrolet	Colorado Extended Cab	56-140052
2007	2018	Chevrolet	Silverado 1500 Crew Cab (Excl "Classic")	56-137252
2007	2018	Chevrolet	Silverado 1500 Double Cab (Excl "Classic")	56-137152
2007	2018	Chevrolet	Silverado 2500/3500HD Crew Cab (Excl "Classic")	56-137252
2007	2018	Chevrolet	Silverado 2500/3500HD Double Cab (Excl "Classic")	56-137152
2019	2019	Dodge	Ram 1500 Crew Cab	56-140852
2009	2018	Dodge	Ram 1500 Crew Cab	56-135652
2009	2018	Dodge	Ram 1500 Quad Cab	56-135552
2010	2018	Dodge	Ram 2500/3500 Crew Cab (Excl Chassis Cab w/ DEF Tank)	56-135652
2015	2018	Ford	F-150 SuperCab	56-139352
2009	2014	Ford	F-150 SuperCrew	56-135252
2015	2018	Ford	F-150 SuperCrew	56-139452
2017	2018	Ford	F-250/350 Crew Cab	56-139452
2017	2018	Ford	F-250/350 Super Cab	56-139352
1999	2016	Ford	F-250/350/450/550 Super Duty Crew Cab	56-113352
1999	2016	Ford	F-250/350/450/550 Super Duty Super Cab	56-113152
2015	2018	GMC	Canyon Crew Cab	56-140152
2015	2018	GMC	Canyon Extended Cab	56-140052
2007	2018	GMC	Sierra 1500 Crew Cab	56-137252
2007	2018	GMC	Sierra 1500 Double Cab	56-137152
2007	2018	GMC	Sierra 2500/3500 Double Cab	56-137152
2007	2018	GMC	Sierra 2500/3500HD Crew Cab	56-137252
2007	2018	Jeep	Wrangler 2Dr JK (Excl 2018 JL)	56-133152
2018	2018	Jeep	Wrangler 4Dr (Excl 2018 JK)	56-140652
2007	2018	Jeep	Wrangler Unlimited 4Dr JK (Excl 2018 JL)	56-132952
2017	2018	Nissan	Titan Crew Cab	56-140252
2016	2018	Nissan	Titan XD Crew Cab	56-140252
2019	2019	Ram	Ram 1500 Crew Cab	56-140852
2009	2018	Ram	Ram 1500 Crew Cab	56-135652
2009	2018	Ram	Ram 1500 Quad Cab	56-135552
2010	2018	Ram	Ram 2500/3500 Crew Cab (Excl Chassis Cab w/ DEF Tank)	56-135652
2010	2018	Toyota	4Runner Trail Edition (Excl Limited)	56-138352
2014	2018	Toyota	4Runner SR5/TRD (Excl Limited)	56-138352
2005	2018	Toyota	Tacoma Double Cab	56-127752
2007	2018	Toyota	Tundra CrewMax	56-132552
2007	2018	Toyota	Tundra Double Cab	56-132452

NEW HDX STAINLESS DROP WHEEL-TO-WHEEL NERF STEP BARS **TEXTURED BLACK**

- » Built with corrosion resistant black powder-coated stainless steel
- » Stylish Wheel-To-Wheel (W2W) length step bars
- » Die stamped stainless steel step areas for maximum traction
- » Includes a third step for easy truck bed access
- » Rear step is custom sized for each vehicle application
- » Provides over 2 more inches of toe/heel step area than our competitors
- » Features a notched bar design with heavy-duty step plate
- » Rust resistant step plates
- » Removable step plates for easy cleaning
- » Fits tight to rocker panel
- » Solid 1-piece construction
- » Bolt-on installation – no drilling required for most applications
- » Mount kit included

FINISH: Textured Black
MATERIAL: Stainless Steel
WARRANTY: 5 Year



WESTIN EXCLUSIVE ISOLATOR BRACKET


Westin's exclusive Isolator Bracket supports the step bar past the truck cab, a feature that competitors do not offer. Without an Isolator Bracket, the step area that extends past the vehicle is left unsupported. Our unique design provides extra bed support without resulting in annoying creaking sounds.



START	END	MAKE	MODEL	ISOLATOR BRACKET INCLUDED	TEXTURED BLACK
2007	2018	Chevrolet	Silverado 1500 Crew Cab (5.5 ft Bed) Excl. Classic ²	Yes	56-5345652
2007	2018	Chevrolet	Silverado 1500 Crew Cab (6.5 ft Bed) Excl. Classic ²	Yes	56-5345752
2014	2018	Chevrolet	Silverado 1500 Double Cab (6.5 ft Bed) ²	Yes	56-5345952
2007	2018	Chevrolet	Silverado 2500/3500 Crew Cab (6.5 ft Bed) & Dual Rear Wheel (8 ft Bed) ²	Yes	56-5345752
2007	2018	Chevrolet	Silverado 2500/3500 Crew Cab (8 ft Bed) Excl. Dually ²	Yes	56-5345852
2015	2018	Chevrolet	Silverado 2500/3500 Double Cab (6.5 ft Bed) & Dual Rear Wheel ²	Yes	56-5345952
2009	2018	Dodge	Ram 1500 Crew Cab (5.7 ft Bed) ^{1,2}	Yes	56-5343152
2009	2018	Dodge	Ram 1500 Crew Cab (6.4 ft Bed) ^{1,2}	Yes	56-5343252
2010	2018	Dodge	Ram 2500/3500 Crew Cab (6.4 ft Bed) ^{1,2}	Yes	56-5343252
2010	2018	Dodge	Ram 2500/3500 Crew Cab (8 ft Bed) (Excl. Dually) ¹	Yes	56-5343352
2017	2018	Ford	F-250/350 Crew Cab (6.75 ft Bed)	Yes	56-5340252
1999	2016	Ford	F-250/350/450/550 Crew Cab (6.75 ft Bed)	Yes	56-5340152
2007	2018	GMC	Sierra 1500 Crew Cab (5.5 ft Bed) Excl. Classic ^{2,3}	Yes	56-5345652
2007	2018	GMC	Sierra 1500 Crew Cab (6.5 ft Bed) Excl. Classic ^{2,3}	Yes	56-5345752
2014	2018	GMC	Sierra 1500 Double Cab (6.5 ft Bed) ^{2,3}	Yes	56-5345952
2007	2018	GMC	Sierra 2500/3500 Crew Cab (6.5 ft Bed) & Dual Rear Wheel (8 ft Bed) ^{2,3}	Yes	56-5345752
2007	2018	GMC	Sierra 2500/3500 Crew Cab (8 ft Bed) Excl. Dually ^{2,3}	Yes	56-5345852
2015	2018	GMC	Sierra 2500/3500 Double Cab (6.5 ft Bed) & Dual Rear Wheel ^{2,3}	Yes	56-5345952
2009	2018	Ram	Ram 1500 Crew Cab (5.7 ft Bed) ^{1,2}	Yes	56-5343152
2009	2018	Ram	Ram 1500 Crew Cab (6.4 ft Bed) ^{1,2}	Yes	56-5343252
2010	2018	Ram	Ram 2500/3500 Crew Cab (6.4 ft Bed) ^{1,2}	Yes	56-5343252
2010	2018	Ram	Ram 2500/3500 Crew Cab (8 ft Bed) (Excl. Dually) ^{1,2}	Yes	56-5343352
2016	2018	Toyota	Tacoma Double Cab (6 ft Bed) ²	Yes	56-5341852

FOOTNOTES:

1. Drilling required 2. Trimming or notching may be required for aftermarket fender flares or bushwackers 3. GM models have OE Flares that may interfere with board.



WESTiN®**NERF STEP BARS****HDX DROP NERF STEP BARS**
TEXTURED BLACK

- » Die stamped steel step areas for maximum traction
- » Provides over 2 more inches of toe/heel step area than our competitors
- » Removable step plates for easy cleaning
- » Fits tight to rocker panel for a solid fit and rugged look
- » Solid 1-piece construction
- » Bolt-on installation – no drilling required for most applications
- » Mount kit included

DIE STAMPED STEEL STEP AREA

FINISH: Textured Black
MATERIAL: Steel
WARRANTY: 3 Year



SEMA 2015 Best **NEW** Exterior
Accessory Product!

START	END	MAKE	MODEL	TEXTURED BLACK
2015	2018	Chevrolet	Colorado Crew Cab	56-14015
2015	2018	Chevrolet	Colorado Extended Cab	56-14005
2007	2018	Chevrolet	Silverado 1500 Crew Cab (Excl "Classic")	56-13725
2007	2018	Chevrolet	Silverado 1500 Double Cab (Excl "Classic")	56-13715
2007	2018	Chevrolet	Silverado 2500/3500HD Crew Cab (Excl "Classic")	56-13725
2007	2018	Chevrolet	Silverado 2500/3500HD Double Cab (Excl "Classic")	56-13715
2019	2019	Dodge	Ram 1500 Crew Cab	56-14085
2009	2018	Dodge	Ram 1500 Crew Cab	56-13565
2009	2018	Dodge	Ram 1500 Quad Cab	56-13555
2010	2018	Dodge	Ram 2500/3500 Crew Cab (Excl Chassis Cab w/ DEF Tank)	56-13565
2015	2018	Ford	F-150 SuperCab	56-13935
2009	2014	Ford	F-150 SuperCrew	56-13525
2015	2018	Ford	F-150 SuperCrew	56-13945
2017	2018	Ford	F-250/350 Crew Cab	56-13945
2017	2018	Ford	F-250/350 Super Cab	56-13935
1999	2016	Ford	F-250/350/450/550 Super Duty Crew Cab	56-11335
1999	2016	Ford	F-250/350/450/550 Super Duty Super Cab	56-11315
2015	2018	GMC	Canyon Crew Cab	56-14015
2015	2018	GMC	Canyon Extended Cab	56-14005
2007	2018	GMC	Sierra 1500 Crew Cab	56-13725
2007	2018	GMC	Sierra 1500 Double Cab	56-13715
2007	2018	GMC	Sierra 2500/3500 Double Cab	56-13715
2007	2018	GMC	Sierra 2500/3500HD Crew Cab	56-13725
2007	2018	Jeep	Wrangler 2Dr JK (Excl 2018 JL)	56-13315
2018	2018	Jeep	Wrangler 4Dr (Excl 2018 JK)	56-14065
2007	2018	Jeep	Wrangler Unlimited 4Dr JK (Excl 2018 JL)	56-13295
2017	2018	Nissan	Titan Crew Cab	56-14025
2016	2018	Nissan	Titan XD Crew Cab	56-14025
2019	2019	Ram	Ram 1500 Crew Cab	56-14085
2009	2018	Ram	Ram 1500 Crew Cab	56-13565
2009	2018	Ram	Ram 1500 Quad Cab	56-13555
2010	2018	Ram	Ram 2500/3500 Crew Cab (Excl Chassis Cab w/ DEF Tank)	56-13565
2010	2018	Toyota	4Runner Trail Edition	56-13835
2014	2018	Toyota	4Runner SR5/TRD	56-13835
2005	2018	Toyota	Tacoma Double Cab	56-12775
2007	2018	Toyota	Tundra CrewMax	56-13255
2007	2018	Toyota	Tundra Double Cab	56-13245

NEW HDX DROP WHEEL-TO-WHEEL NERF STEP BARS TEXTURED BLACK

- » Stylish Wheel-To-Wheel (W2W) length step bars
- » Die stamped steel step areas for maximum traction
- » Provides over 2 more inches of toe/heel step area than our competitors
- » Includes a third step for easy truck bed access
- » Rear step is custom sized for each vehicle application
- » Removable step plates for easy cleaning
- » Fits tight to rocker panel for a solid fit and rugged look
- » Solid 1-piece construction
- » Bolt-on installation – no drilling required for most applications
- » Mount kit included



WESTIN EXCLUSIVE ISOLATOR BRACKET

Westin's exclusive Isolator Bracket supports the step bar past the truck cab, a feature that competitors do not offer. Without an Isolator Bracket, the step area that extends past the vehicle is left unsupported. Our unique design provides extra bed support without resulting in annoying creaking sounds.

FINISH: Textured Black
MATERIAL: Steel
WARRANTY: 3 Year



START	END	MAKE	MODEL	ISOLATOR BRACKET INCLUDED	TEXTURED BLACK
2007	2018	Chevrolet	Silverado 1500 Crew Cab (5.5 ft Bed) Excl. Classic ²	Yes	56-534565
2007	2018	Chevrolet	Silverado 1500 Crew Cab (6.5 ft Bed) Excl Classic ²	Yes	56-534575
2014	2018	Chevrolet	Silverado 1500 Double Cab (6.5 ft Bed) ²	Yes	56-534595
2007	2018	Chevrolet	Silverado 2500/3500 Crew Cab (6.5 ft Bed) & Dual Rear Wheel (8 ft Bed) ²	Yes	56-534575
2007	2018	Chevrolet	Silverado 2500/3500 Crew Cab (8 ft Bed) Excl Dually ²	Yes	56-534585
2015	2018	Chevrolet	Silverado 2500/3500 Double Cab (6.5 ft Bed) & Dual Rear Wheel ²	Yes	56-534595
2009	2018	Dodge	Ram 1500 Crew Cab (5.7 ft Bed) ^{1,2}	Yes	56-534315
2009	2018	Dodge	Ram 1500 Crew Cab (6.4 ft Bed) ^{1,2}	Yes	56-534325
2010	2018	Dodge	Ram 2500/3500 Crew Cab (6.4 ft Bed) ^{1,2}	Yes	56-534325
2010	2018	Dodge	Ram 2500/3500 Crew Cab (8 ft Bed) (Excl Dually) ¹	Yes	56-534335
2017	2018	Ford	F-250/350 Crew Cab (6.75 ft Bed)	Yes	56-534025
1999	2016	Ford	F-250/350/450/550 Crew Cab (6.75 ft Bed)	Yes	56-534015
2007	2018	GMC	Sierra 1500 Crew Cab (5.5 ft Bed) Excl. Classic ^{2,3}	Yes	56-534565
2007	2018	GMC	Sierra 1500 Crew Cab (6.5 ft Bed) Excl Classic ^{2,3}	Yes	56-534575
2014	2018	GMC	Sierra 1500 Double Cab (6.5 ft Bed) ^{2,3}	Yes	56-534595
2007	2018	GMC	Sierra 2500/3500 Crew Cab (6.5 ft Bed) & Dual Rear Wheel (8 ft Bed) ^{2,3}	Yes	56-534575
2007	2018	GMC	Sierra 2500/3500 Crew Cab (8 ft Bed) Excl Dually ^{2,3}	Yes	56-534585
2015	2018	GMC	Sierra 2500/3500 Double Cab (6.5 ft Bed) & Dual Rear Wheel ^{2,3}	Yes	56-534595
2009	2018	Ram	Ram 1500 Crew Cab (5.7 ft Bed) ^{1,2}	Yes	56-534315
2009	2018	Ram	Ram 1500 Crew Cab (6.4 ft Bed) ^{1,2}	Yes	56-534325
2010	2018	Ram	Ram 2500/3500 Crew Cab (6.4 ft Bed) ^{1,2}	Yes	56-534325
2010	2018	Ram	Ram 2500/3500 Crew Cab (8 ft Bed) (Excl Dually) ^{1,2}	Yes	56-534335
2016	2018	Toyota	Tacoma Double Cab (6 ft Bed) ²	Yes	56-534185

FOOTNOTES:

1. Drilling required 2. Trimming or notching may be required for aftermarket fender flares or bushwackers 3. GM models have OE Flares that may interfere with board.



WESTiN®**NERF STEP BARS****HDX XTREME NERF STEP BARS****TEXTURED BLACK**

- » Mount kit included
- » Oversized step areas for easier cab entry and exit
- » Injection molded polymer step pad
- » Solid 1-piece construction
- » Style complements HDX Bumpers
- » U.S. Patent No. 8,864,158
- » Textured black powder coat finish

FINISH: Textured Black**MATERIAL:** Steel**WARRANTY:** 3 Year

START	END	MAKE	MODEL	TEXTURED BLACK
2015	2018	Chevrolet	Colorado Crew Cab	56-24015
2015	2018	Chevrolet	Colorado Ext Cab	56-24005
2007	2018	Chevrolet	Silverado 1500 Crew Cab ¹	56-23725
2007	2018	Chevrolet	Silverado 1500 Double Cab ¹	56-23715
2007	2018	Chevrolet	Silverado 2500/3500HD Crew Cab ¹	56-23725
2007	2018	Chevrolet	Silverado 2500/3500HD Double Cab ¹	56-23715
2019	2019	Dodge	Ram 1500 Crew Cab	56-24085
2009	2018	Dodge	Ram 1500 Crew Cab	56-23565
2009	2018	Dodge	Ram 1500 Quad Cab	56-23555
2010	2018	Dodge	Ram 2500/3500 Crew Cab ²	56-23565
2015	2018	Ford	F-150 SuperCab	56-23935
2009	2014	Ford	F-150 SuperCrew	56-23525
2015	2018	Ford	F-150 SuperCrew	56-23945
2017	2018	Ford	F-250/350 Crew Cab	56-23945
2017	2018	Ford	F-250/350 Super Cab	56-23935
1999	2016	Ford	F-250/350/450/550 Crew Cab	56-21335
1999	2016	Ford	F-250/350/450/550 Super Cab	56-21315
2015	2018	GMC	Canyon Crew Cab	56-24015
2015	2018	GMC	Canyon Ext Cab	56-24005
2007	2018	GMC	Sierra 1500 Crew Cab	56-23725
2007	2018	GMC	Sierra 1500 Double Cab	56-23715
2007	2018	GMC	Sierra 2500/3500HD Crew Cab	56-23725
2007	2018	GMC	Sierra 2500/3500HD Double Cab	56-23715
2007	2018	Jeep	Wrangler 2dr JK (Excl 2018 JL)	56-23315
2007	2018	Jeep	Wrangler Unlimited 4dr JK (Excl 2018 JL)	56-23295
2017	2018	Nissan	Titan Crew Cab	56-24025
2016	2018	Nissan	Titan XD Crew Cab	56-24025
2009	2018	Ram	Ram 1500 Crew Cab	56-23565
2009	2018	Ram	Ram 1500 Quad Cab	56-23555
2010	2018	Ram	Ram 2500/3500 Crew Cab ²	56-23565
2005	2018	Toyota	Tacoma Double Cab	56-22775
2007	2018	Toyota	Tundra CrewMax	56-23255

FOOTNOTES:

1. Excludes "Classic" 2. Excludes Chassis Cab w/ DEF Tank

NERF STEP BARS

WESTIN®

NERF STEP BARS

PATENT PENDING

NEW R5 MODULAR WHEEL-TO-WHEEL NERF STEP BARS

304 STAINLESS STEEL / TEXTURED BLACK ALUMINUM

- » Stylish Wheel-To-Wheel (W2W) length step bars
- » Strong, lightweight modular design; saves money on shipping (no truck freight)
- » Includes third step for easy truck bed access
- » Injection molded polymer step pad and bracket covers
- » 5" wide step area
- » Rocker panel mounted
- » Mount kit included



FINISH: Polished
MATERIAL: Stainless Steel
WARRANTY: Lifetime

FINISH: Textured Black
MATERIAL: Steel
WARRANTY: 5 Year



INCLUDES INJECTION MOLDED BRACKET COVERS



OPTIONAL LED LIGHT KIT AVAILABLE: PART NO. 28-51003



WESTIN EXCLUSIVE ISOLATOR BRACKET

Westin's exclusive Isolator Bracket supports the step bar past the truck cab, a feature that competitors do not offer. Without an Isolator Bracket, the step area that extends past the vehicle is left unsupported. Our unique design provides extra bed support without resulting in annoying creaking sounds.

START	END	MAKE	MODEL	ISOLATOR BRACKET INCLUDED	STAINLESS	BLACK
2015	2018	Chevrolet	Colorado Crew Cab (6.2ft Bed)	No	28-534610	28-534615
2007	2018	Chevrolet	Silverado 1500 Crew Cab (5.5 ft Bed) (Excl 2007 Classic)	Yes	28-534560	28-534565
2007	2018	Chevrolet	Silverado 1500 Crew Cab (6.5 ft Bed) (Excl Classic)	Yes	28-534570	28-534575
2007	2018	Chevrolet	Silverado 1500 Crew Cab (6.5 ft Bed) (Excl Classic)	Yes	28-534570	28-534575
2014	2018	Chevrolet	Silverado 1500 Dbl Cab (6.5 ft Bed)	Yes	28-534590	28-534595
2014	2018	Chevrolet	Silverado 1500 Double Cab (6.5 ft Bed)	Yes	28-534590	28-534595
2007	2013	Chevrolet	Silverado 1500 Ext Cab (6.5 ft Bed) (Excl 2007 Classic)	Yes	28-534590	28-534595
2007	2013	Chevrolet	Silverado 1500 Ext Cab (8 ft Bed) Excl Classic	No	28-534600	28-534605
2007	2018	Chevrolet	Silverado 2500/3500 Crew Cab (6.5 ft Bed) & Dual Rear Wheel (8 ft Bed)	Yes	28-534570	28-534575
2007	2018	Chevrolet	Silverado 2500/3500 Crew Cab (6.5 ft Bed) & Dual Rear Wheel (8 ft Bed)	Yes	28-534570	28-534575
2007	2018	Chevrolet	Silverado 2500/3500 Crew Cab (8 ft Bed) (Excl Dually)	Yes	28-534580	28-534585
2007	2018	Chevrolet	Silverado 2500/3500 Crew Cab (8 ft Bed) (Excl Dually)	Yes	28-534580	28-534585
2015	2018	Chevrolet	Silverado 2500/3500 Dbl Cab (6.5 ft Bed) & Dual Rear Wheel (8 ft Bed)	Yes	28-534590	28-534595
2015	2018	Chevrolet	Silverado 2500/3500 Dbl Cab (8 ft Bed) (Excl Classic) (Excl Dually)	No	28-534600	28-534605
2015	2018	Chevrolet	Silverado 2500/3500 Double Cab (6.5 ft Bed)	Yes	28-534590	28-534595
2007	2014	Chevrolet	Silverado 2500/3500 Ext Cab (6.5 ft Bed) & Dual Rear Wheel (8 ft Bed)	Yes	28-534590	28-534595
2007	2014	Chevrolet	Silverado 2500/3500 Ext Cab (8 ft Bed)	No	28-534600	28-534605
2009	2018	Dodge	Ram 1500 Crew Cab (5.7 ft Bed)	Yes	28-534310	28-534315
2009	2018	Dodge	Ram 1500 Crew Cab (6' 4" Bed) ¹	Yes	28-534320	28-534325
2009	2018	Dodge	Ram 1500 Quad Cab (6.4ft Bed) ¹	Yes	28-534310	28-534315
2010	2018	Dodge	Ram 25/3500 Crew Cab (6.4ft Bed) & 8ft Dual Rear Wheel	Yes	28-534320	28-534325
2010	2018	Dodge	Ram 2500/3500 Crew Cab (6' 4" Bed)	Yes	28-534320	28-534325
2010	2018	Dodge	Ram 2500/3500 Crew Cab (8ft Bed) (Excl Dually) ¹	Yes	28-534330	28-534335
1999	2016	Ford	F-250/350/450/550 Crew Cab (6.75 ft Bed)	Yes	28-534010	28-534015
2015	2018	GMC	Canyon Crew Cab (6.2ft Bed)	No	28-534610	28-534615
2007	2018	GMC	Sierra 1500 Crew Cab (5.5 ft Bed) (Excl 2007 Classic)	Yes	28-534560	28-534565
2007	2018	GMC	Sierra 1500 Crew Cab (5.5 ft Bed) (Excl Classic)	Yes	28-534560	28-534565
2007	2018	GMC	Sierra 1500 Crew Cab (6.5 ft Bed) (Excl Classic)	Yes	28-534570	28-534575
2007	2018	GMC	Sierra 1500 Crew Cab (6.5 ft Bed) (Excl Classic)	Yes	28-534570	28-534575
2014	2018	GMC	Sierra 1500 Dbl Cab (6.5 ft Bed)	Yes	28-534590	28-534595
2014	2018	GMC	Sierra 1500 Double Cab (6.5 ft Bed)	Yes	28-534590	28-534595
2007	2013	GMC	Sierra 1500 Ext Cab (6.5 ft Bed) Excl 2007 Classic	Yes	28-534590	28-534595
2007	2013	GMC	Sierra 1500 Ext Cab (8 ft Bed) (Excl Classic)	No	28-534600	28-534605
2007	2018	GMC	Sierra 2500/3500 Crew Cab (6.5 ft Bed) & Dual Rear Wheel (8 ft Bed)	Yes	28-534570	28-534575
2007	2018	GMC	Sierra 2500/3500 Crew Cab (6.5 ft Bed) & Dual Rear Wheel (8 ft Bed)	Yes	28-534570	28-534575
2007	2017	GMC	Sierra 2500/3500 Crew Cab (8 ft Bed) (Excl Dually)	Yes	28-534580	28-534585
2007	2018	GMC	Sierra 2500/3500 Crew Cab (8 ft Bed) (Excl Dually)	Yes	28-534580	28-534585
2015	2018	GMC	Sierra 2500/3500 Dbl Cab (6.5 ft Bed) & Dual Rear Wheel (8 ft Bed)	Yes	28-534590	28-534595
2015	2018	GMC	Sierra 2500/3500 Dbl Cab (8 ft Bed) (Excl Classic) (Excl Dually)	No	28-534600	28-534605
2015	2018	GMC	Sierra 2500/3500 Double Cab (6.5 ft Bed)	Yes	28-534590	28-534595
2007	2014	GMC	Sierra 2500/3500 Ext Cab (6.5 ft Bed) & Dual Rear Wheel (8 ft Bed)	Yes	28-534590	28-534595
2007	2014	GMC	Sierra 2500/3500 Ext Cab (8 ft Bed)	No	28-534600	28-534605
2009	2018	Ram	Ram 1500 Crew Cab (5.7 ft Bed)	Yes	28-534310	28-534315
2009	2018	Ram	Ram 1500 Crew Cab (6' 4" Bed)	Yes	28-534320	28-534325
2009	2018	Ram	Ram 1500 Quad Cab (6.4ft Bed)	Yes	28-534310	28-534315
2010	2018	Ram	Ram 25/3500 Crew Cab (6.4ft Bed) & 8ft Dual Rear Wheel	Yes	28-534320	28-534325
2010	2018	Ram	Ram 2500/3500 Crew Cab (6' 4" Bed)	Yes	28-534320	28-534325
2010	2018	Ram	Ram 2500/3500 Crew Cab (8ft Bed) (Excl Dually)	Yes	28-534330	28-534335
2016	2018	Toyota	Tacoma Double Cab (6 ft Bed)	Yes	28-534180	28-534185
2016	2018	Toyota	Tundra Double Cab (6ft Bed)	No	28-534620	28-534625

FOOTNOTES:

1. Drilling required

WESTIN®**NERF STEP BARS****R5 NERF STEP BARS****304 STAINLESS STEEL / TEXTURED BLACK ALUMINUM**

- » Mount kit included
- » Injection molded polymer step pad
- » 5" wide step area
- » Recessed board design conceals brackets for a clean look
- » Includes injection molded bracket covers



FINISH: Polished
MATERIAL: 304 Stainless Steel
WARRANTY: Lifetime

FINISH: Textured Black
MATERIAL: Aluminum
WARRANTY: 3 Year

START	END	MAKE	MODEL	STAINLESS	BLACK
2015	2018	Chevrolet	Colorado Crew Cab	28-51010	28-51015
2015	2018	Chevrolet	Colorado Ext Cab	28-51000	28-51005
2007	2018	Chevrolet	Silverado 1500/2500/3500HD Crew Cab ¹	28-51030	28-51035
2007	2018	Chevrolet	Silverado 1500/2500/3500HD Ext/Double Cab ¹	28-51020	28-51025
2019	2019	Dodge	Ram 1500 Crew Cab	28-51220	28-51225
2009	2018	Dodge	Ram 1500 Crew Cab	28-51050	28-51055
2009	2018	Dodge	Ram 1500 Quad Cab	28-51040	28-51045
2010	2018	Dodge	Ram 2500/3500 Crew Cab ²	28-51050	28-51055
2015	2018	Ford	F-150 SuperCab	28-51080	28-51085
2015	2018	Ford	F-150 SuperCrew	28-51090	28-51095
1999	2016	Ford	F-250/350/450/550 Crew Cab	28-51210	28-51215
2017	2018	Ford	F-250/350 Super Duty Crew Cab	28-51090	28-51095
2017	2018	Ford	F-250/350 Super Duty Super Cab	28-51080	28-51085
2015	2018	GMC	Canyon Crew Cab	28-51010	28-51015
2015	2018	GMC	Canyon Ext Cab	28-51000	28-51005
2007	2018	GMC	Sierra 1500/2500/3500HD Crew Cab ¹	28-51030	28-51035
2007	2018	GMC	Sierra 1500/2500/3500HD Ext/Double Cab ¹	28-51020	28-51025
2005	2018	Nissan	Frontier Crew Cab	28-51170	25-51175
2005	2018	Nissan	Frontier Ext/King Cab	28-51180	28-51185
2017	2018	Nissan	Titan Crew Cab	28-51160	28-51165
2016	2018	Nissan	Titan XD Crew Cab	28-51160	28-51165
2019	2019	Dodge	Ram 1500 Crew Cab	28-51220	28-51225
2009	2018	Ram	Ram 1500 Crew Cab	28-51050	28-51055
2009	2018	Ram	Ram 1500 Quad Cab	28-51040	28-51045
2010	2018	Ram	Ram 2500/3500 Crew Cab ²	28-51050	28-51055
2010	2013	Toyota	4Runner (Excl Trail Edition)	28-51200	28-51205
2010	2018	Toyota	4Runner Limited (Excl Trail Edition)	28-51200	28-51205
2014	2018	Toyota	4Runner SR5 & TRD (Excl Limited Edition)	28-51190	28-51195
2010	2017	Toyota	4Runner Trail Edition (Excl Limited Edition)	28-51190	28-51195
2005	2018	Toyota	Tacoma Access Cab	28-51120	28-51125
2005	2018	Toyota	Tacoma Double Cab	28-51130	28-51135
2007	2018	Toyota	Tundra CrewMax	28-51150	28-51155
2007	2018	Toyota	Tundra Double Cab	28-51140	28-51145

FOOTNOTES:


1. Excludes 2007 "Classic" 2. Exclude Chassis Cab w/DEF Tank



**OPTIONAL LED LIGHT KIT AVAILABLE:
PART NO. 28-51003**




**INCLUDES INJECTION MOLDED
BRACKET COVERS**



R7 NERF STEP BARS

304 STAINLESS STEEL / BLACK ALUMINUM POWDER COAT

- » Mount kit included
- » 7" wide step area
- » OE style design
- » Injection molded polymer step pad
- » Recessed step design conceals brackets for a clean look
- » Includes injection molded bracket covers



FINISH: Polished
MATERIAL: 304 Stainless Steel
WARRANTY: Lifetime

FINISH: Black Powder Coat
MATERIAL: Aluminum
WARRANTY: 3 Year

START	END	MAKE	MODEL	STAINLESS	BLACK
2015	2018	Chevrolet	Colorado Crew Cab	28-71010	28-71015
2015	2018	Chevrolet	Colorado Ext Cab	28-71000	28-71005
2007	2018	Chevrolet	Silverado 1500/2500/3500HD Crew Cab ¹	28-71030	28-71035
2007	2018	Chevrolet	Silverado 1500/2500/3500HD Ext/Double Cab ¹	28-71020	28-71025
2019	2019	Dodge	Ram 1500 Crew Cab	28-71220	28-71225
2009	2018	Dodge	Ram 1500 Crew Cab	28-71050	28-71055
2009	2018	Dodge	Ram 1500 Quad Cab	28-71040	28-71045
2010	2018	Dodge	Ram 2500/3500 Crew Cab ⁵	28-71050	28-71055
2015	2018	Ford	F-150 SuperCab	28-71080	28-71085
2004	2014	Ford	F-150 SuperCab ^{2,3,4}	28-71060	28-71065
2015	2018	Ford	F-150 SuperCrew	28-71090	28-71095
2009	2014	Ford	F-150 SuperCrew ^{3,4}	28-71070	28-71075
2017	2018	Ford	F-250/350 Crew Cab	28-71090	28-71095
2017	2018	Ford	F-250/350 Super Cab	28-71080	28-71085
1999	2016	Ford	F-250/350/450/550 Super Duty Crew Cab	28-71110	28-71115
1999	2016	Ford	F-250/350/450/550 Super Duty Super Cab	28-71100	28-71105
2015	2018	GMC	Canyon Crew Cab	28-71010	28-71015
2015	2018	GMC	Canyon Ext Cab	28-71000	28-71005
2007	2018	GMC	Sierra 1500/2500/3500HD Crew Cab ¹	28-71030	28-71035
2007	2018	GMC	Sierra 1500/2500/3500HD Ext/Double Cab ¹	28-71020	28-71025
2017	2018	Nissan	Titan Crew Cab	28-71160	28-71165
2016	2018	Nissan	Titan XD Crew Cab ⁶	28-71160	28-71165
2019	2019	Ram	Ram 1500 Crew Cab	28-71220	28-71225
2009	2018	Ram	Ram 1500 Crew Cab	28-71050	28-71055
2009	2018	Ram	Ram 1500 Quad Cab	28-71040	28-71045
2010	2018	Ram	Ram 2500/3500 Crew Cab ⁵	28-71050	28-71055
2005	2018	Toyota	Tacoma Access Cab	28-71120	28-71125
2005	2018	Toyota	Tacoma Double Cab	28-71130	28-71135
2007	2018	Toyota	Tundra CrewMax	28-71150	28-71155
2007	2018	Toyota	Tundra Double Cab	28-71140	28-71145

FOOTNOTES:

1. Excludes 2007 "Classic" 2. Excludes 2004 Heritage Edition 3. Excludes Raptor 4. Excludes Harley Davidson 5. Exclude Chassis Cab w/DEF Tank 6. Bracket cover is not included



INCLUDES INJECTION MOLDED BRACKET COVERS




THRASHER RUNNING BOARDS

TEXTURED BLACK

- » Mount kit included
- » Pre-runner style look
- » 1-piece stamped steel construction
- » Striking louvered design
- » Includes injection molded bracket covers

FINISH: Textured Black
MATERIAL: Steel
WARRANTY: 3 Year



INCLUDES INJECTION MOLDED BRACKET COVERS

START	END	MAKE	MODEL	BOARD LENGTH	TEXTURED BLACK
2015	2018	Chevrolet	Colorado Crew Cab	77"	28-81015
2015	2018	Chevrolet	Colorado Extended Cab	68"	28-81005
2007	2018	Chevrolet	Silverado 1500/2500/3500HD Crew Cab (Excl Classic) ³	86"	28-81035
2007	2018	Chevrolet	Silverado 1500/2500/3500HD Extended/Double Cab (Excl Classic) ³	77"	28-81025
2009	2018	Dodge	Ram 1500 Crew Cab ²	86"	28-81055
2009	2018	Dodge	Ram 1500 Quad Cab ²	77"	28-81045
2010	2018	Dodge	Ram 2500/3500 Crew Cab ^{2,6}	86"	28-81055
2015	2018	Ford	F-150 SuperCab	80"	28-81085
2004	2014	Ford	F-150 SuperCab ¹	77"	28-81065
2015	2018	Ford	F-150 SuperCrew	91"	28-81095
2009	2014	Ford	F-150 SuperCrew ^{4,5}	86"	28-81075
2017	2018	Ford	F-250/350 Crew Cab	91"	28-81095
2017	2018	Ford	F-250/350 Super Cab	80"	28-81085
1999	2016	Ford	F-250/350/450/550 Crew Cab	91"	28-81115
1999	2016	Ford	F-250/350/450/550 SuperCab	77"	28-81105
2015	2018	GMC	Canyon Crew Cab	77"	28-81015
2015	2018	GMC	anyon Extended Cab	68"	28-81005
2007	2018	GMC	Sierra 1500/2500/3500HD Crew Cab (Excl Classic) ³	86"	28-81035
2017	2018	Nissan	Titan Crew Cab	86"	28-81165
2016	2018	Nissan	Titan XD Crew Cab	86"	28-81165
2009	2018	Ram	Ram 1500 Crew Cab ²	86"	28-81055
2009	2018	Ram	Ram 1500 Quad Cab ²	77"	28-81045
2010	2018	Ram	Ram 2500/3500 Crew Cab ^{2,6}	86"	28-81055
1999	2018	Toyota	Tacoma Access Cab	68"	28-81125
2005	2018	Toyota	Tacoma Double Cab	80"	28-81135
2007	2018	Toyota	Tundra CrewMax	91"	28-81155
2007	2018	Toyota	Tundra Double Cab	80"	28-81145

FOOTNOTES:

1. Excludes "Heritage Edition" 2. 2012 and older vehicles require drilling to pinch weld 3. Excludes "Classic Models" 4. Excludes Raptor 5. Excludes Harley Davidson 6. Excludes Chassis Cab w/DEF Tank

TRIPLE TUBE ROCK RAIL STEPS

TEXTURED BLACK

- » Protect rocker panels
- » 16 gauge steel step plate
- » 2" diameter .120" thick wall tube
- » Mount directly to vehicle frame
- » Coarse texture coated step area for slip resistance
- » Welded support plate with laser-cut logo
- » No drilling required

FINISH: Textured Black
MATERIAL: Steel
WARRANTY: 3 Year



START	END	MAKE	APPLICATION	TEXTURED BLACK
2010	2018	Toyota	4Runner Trail Edition	42-6045
2014	2018	Toyota	4Runner SR5/TRD	42-6045
2007	2018	Jeep	Wrangler 2dr JK (Excl 2018 JL)	42-6005
2007	2018	Jeep	Wrangler Unlimited 4Dr JK (Excl 2018 JL)	42-6015
2018	2018	Jeep	Wrangler Unlimited 4Dr (Excl 2018 JK)	42-6025

NERF STEP BARS

WESTIN®

NERF STEP BARS

E-SERIES 3 NERF STEP BARS

304 STAINLESS STEEL / BLACK POWDER COAT

- » Mount kit included
- » 3" round step bars
- » Economical step-up solution
- » Vehicle specific applications
- » Injection molded polymer step pad
- » Recessed step area
- » Bolt-on installation – no drilling required*

*On most applications



FINISH: Polished
MATERIAL: 304 Stainless Steel
WARRANTY: Lifetime

FINISH: Black Powder Coat
MATERIAL: E-Coated Steel
WARRANTY: 3 Year



**INJECTION MOLDED POLYMER
STEP PAD**

START	END	MAKE	MODEL	STAINLESS	BLACK
2008	2017	Buick	Enclave	23-3380	23-3385
2004	2007	Buick	Rainier	23-2130	23-2135
2002	2006	Chevrolet	Avalanche 1500 w/ cladding	23-3020	23-3025
2003	2013	Chevrolet	Avalanche 1500 w/out cladding	23-2990	23-2995
1992	1994	Chevrolet	Blazer Full size 2dr	23-0500	23-0505
1988	2000	Chevrolet	C/K Reg Cab (incl. Z71)(Excl '99-'00 new body style)	23-0500	23-0505
2004	2012	Chevrolet	Colorado Crew Cab	23-3150	23-3155
2015	2018	Chevrolet	Colorado Crew Cab	23-4010	23-4015
2004	2012	Chevrolet	Colorado Ext Cab	23-3140	23-3145
2015	2018	Chevrolet	Colorado Ext Cab	23-4000	23-4005
2004	2012	Chevrolet	Colorado Reg Cab	23-3130	23-3135
1999	2013	Chevrolet	Silverado 1500 Crew Cab	23-1950	23-1955
2014	2018	Chevrolet	Silverado 1500 Crew Cab	23-3720	23-3725
2014	2018	Chevrolet	Silverado 1500 Crew Cab	23-3820	23-3825
2014	2018	Chevrolet	Silverado 1500 Double Cab	23-3710	23-3715
2014	2018	Chevrolet	Silverado 1500 Double Cab	23-3810	23-3815
1999	2013	Chevrolet	Silverado 1500 Ext Cab ²	23-1680	23-1685
1999	2013	Chevrolet	Silverado 1500 Reg Cab	23-1400	23-1405
2014	2018	Chevrolet	Silverado 1500 Reg Cab	23-3700	23-3705
2014	2018	Chevrolet	Silverado 1500 Reg Cab	23-3800	23-3805
2001	2006	Chevrolet	Silverado 1500HD Crew Cab	23-1950	23-1955
2001	2014	Chevrolet	Silverado 2500/3500HD Crew Cab	23-1950	23-1955
2015	2018	Chevrolet	Silverado 2500/3500HD Crew Cab	23-3860	23-3865
2011	2014	Chevrolet	Silverado 2500/3500HD Diesel Crew Cab	23-3770	23-3775
2011	2014	Chevrolet	Silverado 2500/3500HD Diesel Ext Cab	23-3760	23-3765
2011	2014	Chevrolet	Silverado 2500/3500HD Diesel Reg Cab	23-3750	23-3755
2015	2018	Chevrolet	Silverado 2500/3500HD Double Cab	23-3850	23-3855
2001	2014	Chevrolet	Silverado 2500/3500HD Ext Cab	23-1680	23-1685
2001	2014	Chevrolet	Silverado 2500/3500HD Reg Cab	23-1400	23-1405
2015	2018	Chevrolet	Silverado 2500/3500HD Reg Cab	23-3700	23-3705
2015	2018	Chevrolet	Silverado 2500/3500HD Reg Cab	23-3840	23-3845
1999	2004	Chevrolet	Silverado 2500LD Ext Cab	23-1680	23-1685
1999	2004	Chevrolet	Silverado 2500LD Reg Cab	23-1400	23-1405
2000	2014	Chevrolet	Suburban (Excl 02-09 Z71 model & Hybrid) 1/2 Ton	23-2990	23-2995
1995	1999	Chevrolet	Tahoe 2dr	23-0500	23-0505
2000	2014	Chevrolet	Tahoe 4dr (Excl 02-09 Z71 model & Hybrid)	23-3000	23-3005
2002	2009	Chevrolet	Trailblazer	23-2130	23-2135
2002	2008	Chevrolet	Trailblazer EXT	23-2240	23-2245
2009	2017	Chevrolet	Traverse	23-3380	23-3385
2018	2018	Chevrolet	Traverse Limited	23-3380	23-3385
2006	2009	Chrysler	Aspen	23-2630	23-2635
2005	2011	Dodge	Dakota Club Cab	23-2800	23-2805
2005	2011	Dodge	Dakota Quad Cab	23-2790	23-2795
2011	2018	Dodge	Durango ^{1, 12}	23-3620	23-3625
2004	2008	Dodge	Durango 4dr	23-2630	23-2635
2007	2012	Dodge	Nitro	23-3400	23-3405
2002	2008	Dodge	Ram 1500 Quad Cab ⁵	23-2310	23-2315
2002	2008	Dodge	Ram 1500 Reg Cab ⁵	23-2320	23-2325
2003	2009	Dodge	Ram 2500/3500 Quad Cab ¹³	23-2310	23-2315
2003	2009	Dodge	Ram 2500/3500 Reg Cab ¹³	23-2320	23-2325
2008	2009	Dodge	Ram 4500/5500 Quad Cab ¹³	23-2310	23-2315
2008	2009	Dodge	Ram 4500/5500 Reg Cab ¹³	23-2320	23-2325
2006	2009	Dodge	Ram Mega Cab	23-2900	23-2905
2019	2019	Dodge	Ram 1500 Crew Cab	23-4080	23-4085
2009	2018	Dodge	Ram 1500 Crew Cab	23-3560	23-3565
2009	2018	Dodge	Ram 1500 Quad Cab	23-3550	23-3555
2009	2018	Dodge	Ram 1500 Reg Cab	23-3540	23-3545
2010	2018	Dodge	Ram 2500/3500 Crew Cab ¹³	23-3560	23-3565
2010	2018	Dodge	Ram 2500/3500 Mega Cab ¹³	23-3570	23-3575
2010	2018	Dodge	Ram 2500/3500 Reg Cab ¹³	23-3540	23-3545
1980	1996	Ford	Bronco (full size)	23-0530	23-0535
2007	2014	Ford	Edge ^{9, 10, 11}	23-3440	23-3445
2001	2007	Ford	Escape	23-1970	23-1975
2013	2018	Ford	Escape	23-3790	23-3795
2008	2012	Ford	Escape/Escape Hybrid	23-3360	23-3365

CONTINUED ON NEXT PAGE →

WESTIN®**NERF STEP BARS****E-SERIES 3 NERF STEP BARS****— CONTINUED —**

START	END	MAKE	MODEL	STAINLESS	BLACK
1997	2014	Ford	Expedition	23-0925	23-0930
2006	2010	Ford	Explorer 4dr	23-3040	23-3045
2011	2018	Ford	Explorer 4dr ¹²	23-3600	23-3605
2002	2005	Ford	Explorer 4dr ³	23-2070	23-2075
2009	2014	Ford	F-150 Reg Cab	23-3500	23-3505
2015	2018	Ford	F-150 Reg Cab	23-3920	23-3925
2004	2008	Ford	F-150 Reg Cab ⁷	23-2340	23-2345
2009	2014	Ford	F-150 SuperCab	23-3510	23-3515
2015	2018	Ford	F-150 SuperCab	23-3930	23-3935
2004	2008	Ford	F-150 SuperCab ⁷	23-2350	23-2355
2015	2018	Ford	F-150 SuperCrew	23-3940	23-3945
2009	2014	Ford	F-150 SuperCrew	23-3520	23-3525
2004	2008	Ford	F-150 SuperCrew ⁷	23-2360	23-2365
2001	2004	Ford	F-150 SuperCrew, 4dr ⁸	23-1880	23-1885
1997	2004	Ford	F-150/250LD Reg Cab ⁸	23-1100	23-1105
1997	1998	Ford	F-150/250LD SuperCab, 3 dr	23-1110	23-1115
1999	2004	Ford	F-150/250LD SuperCab, 4dr ^{4,8}	23-1430	23-1435
2017	2018	Ford	F-250/350 Crew Cab	23-3940	23-3945
2017	2018	Ford	F-250/350 Reg Cab	23-3920	23-3925
2017	2018	Ford	F-250/350 Super Cab	23-3930	23-3935
1999	2016	Ford	F-250/350/450/550 Super Duty Crew Cab	23-1330	23-1335
1999	2016	Ford	F-250/350/450/550 Super Duty Super Cab, 4dr	23-1310	23-1315
1999	2016	Ford	F-250/350/450/550HD Super Duty Reg Cab	23-1320	23-1325
1980	1998	Ford	F-Series Pickup Reg Cab (97-98 HD models only)	23-0530	23-0535
1998	2011	Ford	Ranger Super Cab 2dr ¹	23-2110	23-2115
1999	2011	Ford	Ranger Super Cab 4dr	23-1550	23-1555
2007	2016	GMC	Acadia (Excl Denali)	23-3380	23-3385
2004	2012	GMC	Colorado/Canyon Crew Cab	23-3150	23-3155
2015	2018	GMC	Colorado/Canyon Crew Cab	23-4010	23-4015
2004	2012	GMC	Colorado/Canyon Ext Cab	23-3140	23-3145
2015	2018	GMC	Colorado/Canyon Ext Cab	23-4000	23-4005
2004	2012	GMC	Colorado/Canyon Reg Cab	23-3130	23-3135
2002	2009	GMC	Envoy	23-2130	23-2135
2002	2006	GMC	Envoy XL	23-2240	23-2245
2007	2010	GMC	Outlook	23-3380	23-3385
1999	2013	GMC	Sierra 1500 Crew Cab	23-1950	23-1955
2014	2018	GMC	Sierra 1500 Crew Cab	23-3720	23-3725
2014	2018	GMC	Sierra 1500 Crew Cab	23-3820	23-3825
2014	2018	GMC	Sierra 1500 Double Cab	23-3710	23-3715
2014	2018	GMC	Sierra 1500 Double Cab	23-3810	23-3815
1999	2013	GMC	Sierra 1500 Ext Cab ²	23-1680	23-1685
1999	2013	GMC	Sierra 1500 Reg Cab	23-1400	23-1405
2014	2018	GMC	Sierra 1500 Reg Cab	23-3700	23-3705
2014	2018	GMC	Sierra 1500 Reg Cab	23-3800	23-3805
2001	2006	GMC	Sierra 1500HD Crew Cab	23-1950	23-1955
2001	2014	GMC	Sierra 2500/3500HD Crew Cab	23-1950	23-1955
2015	2018	GMC	Sierra 2500/3500HD Crew Cab	23-3860	23-3865
2011	2014	GMC	Sierra 2500/3500HD Diesel Crew Cab	23-3770	23-3775
2011	2014	GMC	Sierra 2500/3500HD Diesel Ext Cab	23-3760	23-3765
2011	2014	GMC	Sierra 2500/3500HD Diesel Reg Cab	23-3750	23-3755
2015	2018	GMC	Sierra 2500/3500HD Double Cab	23-3850	23-3855
2001	2014	GMC	Sierra 2500/3500HD Ext Cab	23-1680	23-1685
2001	2014	GMC	Sierra 2500/3500HD Reg Cab	23-1400	23-1405
2015	2018	GMC	Sierra 2500/3500HD Reg Cab	23-3700	23-3705
2015	2018	GMC	Sierra 2500/3500HD Reg Cab	23-3840	23-3845
1999	2004	GMC	Sierra 2500LD Ext Cab	23-1680	23-1685
1999	2004	GMC	Sierra 2500LD Reg Cab	23-1400	23-1405
1992	1999	GMC	Yukon 2dr	23-0500	23-0505
2000	2014	GMC	Yukon 4dr (Excl 02-10 Z71 model & Hybrid)	23-3000	23-3005
2000	2014	GMC	Yukon XL 1/2 ton (Excl 02-08 Z71 model & Hybrid)	23-2990	23-2995
2007	2011	Honda	CR-V	23-3480	23-3485
2012	2016	Honda	CR-V	23-3780	23-3785
2003	2008	Honda	Pilot	23-2250	23-2255
2017	2018	Honda	Ridgeline	23-4030	23-4035
2006	2014	Honda	Ridgeline	23-2880	23-2885
2006	2010	Hummer	H3	23-2860	23-2865
2007	2012	Hyundai	Santa Fe	23-3420	23-3425
1999.5	2004	Infiniti	QX4	23-1850	23-1855
2003	2008	Isuzu	Ascender 5 Passenger	23-2130	23-2135
2003	2008	Isuzu	Ascender 7 Passenger	23-2240	23-2245
2006	2008	Isuzu	i-Series Crew Cab	23-3150	23-3155
2006	2008	Isuzu	i-Series Ext Cab	23-3140	23-3145
2006	2008	Isuzu	i-Series Reg Cab	23-3130	23-3135
2006	2010	Jeep	Commander	23-2970	23-2975
2005	2010	Jeep	Grand Cherokee	23-2970	23-2975
2011	2018	Jeep	Grand Cherokee ^{1,12}	23-3610	23-3615
2005	2007	Jeep	Liberty	23-3270	23-3275
2008	2012	Jeep	Liberty	23-3280	23-3285
2018	2018	Jeep	Wrangler JL 2dr (Excl 2018 JK)	-	23-4065

CONTINUED ON NEXT PAGE ➔

E-SERIES 3 NERF STEP BARS

— CONTINUED —

START	END	MAKE	MODEL	STAINLESS	BLACK
2018	2018	Jeep	Wrangler JL 4dr (Excl 2018 JK)	-	23-4075
2007	2018	Jeep	Wrangler 2dr JK (Excl 2018 JL)	23-3310	23-3315
2004	2006	Jeep	Wrangler Unlimited	23-2850	23-2855
2007	2018	Jeep	Wrangler Unlimited 4dr JK (Excl 2018 JL)	23-3290	23-3295
1997	2006	Jeep	Wrangler/SE/Sport/Sahara/Rubicon (Excl Unlimited)	23-0970	23-0975
2003	2010	Kia	Sorento 4dr	23-2440	23-2445
2006	2008	Lincoln	Mark LT	23-2360	23-2365
2007	2015	Lincoln	MKX ^{6,10,11}	23-3440	23-3445
1998	2010	Mazda	B-Series Pickup Extra Cab, 2dr ¹	23-2110	23-2115
1998	2010	Mazda	B-Series Pickup Extra Cab, 4dr	23-1550	23-1555
2001	2007	Mazda	Tribute 4dr	23-1970	23-1975
2008	2010	Mazda	Tribute/Tribute Hybrid	23-3360	23-3365
2001	2007	Mercury	Mariner	23-1970	23-1975
2008	2009	Mercury	Mariner/Mariner Hybrid	23-3360	23-3365
2006	2009	Mercury	Mountaineer 4dr ⁶	23-3040	23-3045
2005	2018	Nissan	Frontier Crew Cab	23-2750	23-2755
1999.5	2004	Nissan	Pathfinder	23-1850	23-1855
2008	2013	Nissan	Rogue	23-3650	23-3655
2004	2015	Nissan	Titan Crew Cab	23-2580	23-2585
2004	2015	Nissan	Titan King Cab	23-2550	23-2555
2016	2018	Nissan	Titan XD Crew Cab	23-4020	23-4025
2002	2004	Oldsmobile	Bravada 4dr	23-2130	23-2135
2019	2019	Ram	Ram 1500 Crew Cab	23-4080	23-4085
2009	2018	Ram	Ram 1500 Crew Cab	23-3560	23-3565
2009	2018	Ram	Ram 1500 Quad Cab	23-3550	23-3555
2009	2018	Ram	Ram 1500 Reg Cab	23-3540	23-3545
2010	2018	Ram	Ram 2500/3500 Crew Cab ¹³	23-3560	23-3565
2010	2018	Ram	Ram 2500/3500 Mega Cab ¹³	23-3570	23-3575
2010	2018	Ram	Ram 2500/3500 Reg Cab ¹³	23-3540	23-3545
2010	2013	Toyota	4Runner Limited & SR5 (Excl Trail Edition)	23-3580	23-3585
2014	2018	Toyota	4Runner Limited (Excl Trail Edition and SR5)	23-3580	23-3585
2014	2018	Toyota	4Runner SR5 & TRD (Excl Limited)	23-3830	23-3835
2010	2017	Toyota	4Runner Trail Edition (Excl Limited)	23-3830	23-3835
2006	2014	Toyota	FJ Cruiser	23-3120	23-3125
2001	2007	Toyota	Highlander	23-3640	23-3645
2006	2012	Toyota	RAV4	23-3090	23-3095
2005	2018	Toyota	Tacoma Access Cab	23-2670	23-2675
2005	2018	Toyota	Tacoma Double Cab	23-2770	23-2775
2005	2018	Toyota	Tacoma Reg Cab	23-3690	23-3695
2007	2018	Toyota	Tundra CrewMax	23-3250	23-3255
2004	2006	Toyota	Tundra Access Cab	23-2400	23-2405
2007	2018	Toyota	Tundra Double Cab	23-3240	23-3245
1999	2006	Toyota	Tundra Access Cab	23-2510	23-2515
2007	2018	Toyota	Tundra Reg Cab	23-3260	23-3265

FOOTNOTES:

1. Requires some drilling
2. Excludes 2002 body style sold in 2001
3. Minor drilling required on vehicles with rear air and heat. Factory bolt plates must be used
4. Short bed models will require relocating the brake line, bracket 25-2718 included in kit
5. Excludes Daytona, Rumble Bee and SRT-10 models
6. Will not work on vehicles equipped with power retracting boards
7. Excludes Heritage Edition
8. 2004 Heritage Edition only
9. Excludes "Sport" model
10. Excludes "Eco-Boost" model
11. Minor trimming of driver side splash shield required
12. Will not fit with OE skirt cladding
13. Excludes Chassis Cab w/ DEF Tank



WESTIN®**NERF STEP BARS****SIGNATURE 3 NERF STEP BARS****CHROME PLATED STEEL / BLACK POWDER COAT**

- » Mount kit included
- » Made from corrosion resistant coated steel
- » Superior mounting design
- » Recessed step area
- » Injection molded polymer step pad
- » Heavy wall tube
- » Bolt-on installation – no drilling required*

*On most applications



FINISH: Chrome
MATERIAL: Steel
WARRANTY: 3 Year

FINISH: Black Powder Coat
MATERIAL: Galvanized Steel
WARRANTY: 5 Year

**INJECTION MOLDED POLYMER STEP PAD**

START	END	MAKE	MODEL	CHROME	BLACK
2001	2006	Acura	MDX	25-2250	25-2255
2008	2017	Buick	Enclave	25-3380	25-3385
2004	2007	Buick	Rainier	25-2130	25-2135
2002	2006	Chevrolet	Avalanche 1500 w/ cladding	25-3020	25-3025
2003	2013	Chevrolet	Avalanche 1500 w/out cladding	25-2990	25-2995
1995	2005	Chevrolet	Blazer Downsize 2dr	25-0895	25-0900
1995	2004	Chevrolet	Blazer Downsize 4dr	25-0730	25-0735
1992	1994	Chevrolet	Blazer Full size 2dr	25-0500	25-0505
1992	2000	Chevrolet	C/K Crew Cab (incl. Z71) 3 (Excl '99-'00 new body style)	25-0850	25-0855
1988	2000	Chevrolet	C/K Ext Cab, 2dr (incl. Z71)(Excl '99-'00 new body style)	25-0630	25-0635
1996	2000	Chevrolet	C/K Ext Cab, 3 dr (incl. Z71)(Excl '99-'00 new body style)	25-0885	25-0890
1988	2000	Chevrolet	C/K Reg Cab (incl. Z71)(Excl '99-'00 new body style)	25-0500	25-0505
2004	2012	Chevrolet	Colorado Crew Cab	25-3150	25-3155
2015	2018	Chevrolet	Colorado Crew Cab	25-4010	25-4015
2004	2012	Chevrolet	Colorado Ext Cab	25-3140	25-3145
2004	2012	Chevrolet	Colorado Ext Cab	25-3140	25-3145
2015	2018	Chevrolet	Colorado Ext Cab	25-4000	25-4005
2004	2012	Chevrolet	Colorado Reg Cab	25-3130	25-3135
2004	2012	Chevrolet	Colorado Reg Cab	25-3130	25-3135
1999	2013	Chevrolet	Silverado 1500 Crew Cab	25-1950	25-1955
2014	2018	Chevrolet	Silverado 1500 Crew Cab	25-3720	25-3725
2014	2018	Chevrolet	Silverado 1500 Crew Cab	25-3820	25-3825
2014	2018	Chevrolet	Silverado 1500 Double Cab	25-3710	25-3715
2014	2018	Chevrolet	Silverado 1500 Double Cab	25-3810	25-3815
1999	2013	Chevrolet	Silverado 1500 Ext Cab 4	25-1680	25-1685
1999	2013	Chevrolet	Silverado 1500 Reg Cab	25-1400	25-1405
2014	2018	Chevrolet	Silverado 1500 Reg Cab	25-3700	25-3705
2014	2018	Chevrolet	Silverado 1500 Reg Cab	25-3800	25-3805
2001	2006	Chevrolet	Silverado 1500HD Crew Cab	25-1950	25-1955
2001	2014	Chevrolet	Silverado 2500/3500HD Crew Cab	25-1950	25-1955
2015	2018	Chevrolet	Silverado 2500/3500HD Crew Cab	25-3860	25-3865
2011	2014	Chevrolet	Silverado 2500/3500HD Diesel Crew Cab	25-3770	25-3775
2011	2014	Chevrolet	Silverado 2500/3500HD Diesel Ext Cab	25-3760	25-3765
2011	2014	Chevrolet	Silverado 2500/3500HD Diesel Reg Cab	25-3750	25-3755
2015	2018	Chevrolet	Silverado 2500/3500HD Double Cab	25-3850	25-3855
2001	2014	Chevrolet	Silverado 2500/3500HD Ext Cab	25-1680	25-1685
2001	2014	Chevrolet	Silverado 2500/3500HD Reg Cab	25-1400	25-1405
2015	2018	Chevrolet	Silverado 2500/3500HD Reg Cab	25-3700	25-3705
2015	2018	Chevrolet	Silverado 2500/3500HD Reg Cab	25-3840	25-3845
1999	2004	Chevrolet	Silverado 2500LD Ext Cab	25-1680	25-1685
1999	2004	Chevrolet	Silverado 2500LD Reg Cab	25-1400	25-1405
1982	2004	Chevrolet	S-Series/Sonoma Ext Cab, 2 & 3 dr 2	25-0670	25-0675
1992	1999	Chevrolet	Suburban (Excl 1/2 ton 4WD)	25-0640	25-0645
2000	2014	Chevrolet	Suburban (Excl 02-09 Z71 model & Hybrid) 1/2 Ton	25-2990	25-2995
2000	2014	Chevrolet	Suburban (Excl 02-09 Z71 model & Hybrid) 3/4 Ton	25-3010	25-3015
1995	1999	Chevrolet	Tahoe 2dr	25-0500	25-0505
1995	1999	Chevrolet	Tahoe 4dr (all models)	25-0770	25-0775
2000	2014	Chevrolet	Tahoe 4dr (Excl 02-09 Z71 model & Hybrid)	25-3000	25-3005
2002	2009	Chevrolet	Trailblazer	25-2130	25-2135
2002	2008	Chevrolet	Trailblazer EXT	25-2240	25-2245
2009	2017	Chevrolet	Traverse	25-3380	25-3385
2009	2018	Chevrolet	Traverse Limited	25-3380	25-3385
2006	2009	Chrysler	Aspen	25-2630	25-2635
1997	2004	Dodge	Dakota Club Cab	25-0940	25-0950
2005	2011	Dodge	Dakota Club Cab	25-2800	25-2805
2000	2004	Dodge	Dakota Quad Cab	25-1770	25-1775
2005	2011	Dodge	Dakota Quad Cab	25-2790	25-2795
1997	2004	Dodge	Dakota Reg Cab	—	25-0955
2011	2017	Dodge	Durango	25-3620	25-3625
1998	2003	Dodge	Durango 4dr	25-1250	25-1255
2004	2008	Dodge	Durango 4dr	25-2630	25-2635
1994	2001	Dodge	Ram 1500 Club Cab	25-0680	25-0685
2009	2018	Dodge	Ram 1500 Crew Cab	25-3560	25-3565
2006	2009	Dodge	Ram 1500 Mega Cab	25-2900	25-2905
1998	2001	Dodge	Ram 1500 Quad Cab	25-1240	25-1245

CONTINUED ON NEXT PAGE ➡

SIGNATURE 3 NERF STEP BARS

— CONTINUED —

START	END	MAKE	MODEL	CHROME	BLACK
2009	2018	Dodge	Ram 1500 Quad Cab	25-3550	25-3555
2002	2008	Dodge	Ram 1500 Quad Cab ⁸	25-2310	25-2315
1994	2001	Dodge	Ram 1500 Reg Cab	25-0650	25-0655
2009	2018	Dodge	Ram 1500 Reg Cab	25-3540	25-3545
2002	2008	Dodge	Ram 1500 Reg Cab ⁸	25-2320	25-2325
1994	2002	Dodge	Ram 2500/3500 Club Cab	25-0680	25-0685
2010	2018	Dodge	Ram 2500/3500 Crew Cab ¹⁶	25-3560	25-3565
2010	2018	Dodge	Ram 2500/3500 Mega Cab ¹⁶	25-3570	25-3575
1998	2002	Dodge	Ram 2500/3500 Quad Cab ¹⁶	25-1240	25-1245
2003	2009	Dodge	Ram 2500/3500 Quad Cab ¹⁶	25-2310	25-2315
1994	2002	Dodge	Ram 2500/3500 Reg Cab ¹⁶	25-0650	25-0655
2003	2009	Dodge	Ram 2500/3500 Reg Cab ¹⁶	25-2320	25-2325
2010	2018	Dodge	Ram 2500/3500 Reg Cab ¹⁶	25-3540	25-3545
2008	2009	Dodge	Ram 4500/5500 Quad Cab ¹⁶	25-2310	25-2315
2008	2009	Dodge	Ram 4500/5500 Reg Cab ¹⁶	25-2320	25-2325
1980	1996	Ford	Bronco (full size)	25-0530	25-0535
2007	2014	Ford	Edge ^{12, 13, 14}	25-3440	25-3445
2001	2007	Ford	Escape	25-1970	25-1975
2008	2012	Ford	Escape/Escape Hybrid	25-3360	25-3365
1997	2014	Ford	Expedition	25-0925	25-0930
2007	2014	Ford	Expedition EL	25-3330	—
1995	2000	Ford	Explorer 2dr	25-1870	25-1875
2001	2004	Ford	Explorer 2dr	25-1920	25-1925
1995	2001	Ford	Explorer 4dr	25-0760	25-0765
2011	2018	Ford	Explorer 4dr ¹⁵	25-3600	25-3605
2002	2005	Ford	Explorer 4dr ⁶	—	25-2075
2001	2006	Ford	Explorer Sport Trac	25-1890	25-1895
2007	2010	Ford	Explorer Sport Trac	25-3350	25-3355
2009	2014	Ford	F-150 Reg Cab	25-3500	25-3505
2015	2018	Ford	F-150 Reg Cab	25-3920	25-3925
2004	2008	Ford	F-150 Reg Cab ¹⁰	25-2340	25-2345
2009	2014	Ford	F-150 SuperCab	25-3510	25-3515
2015	2017	Ford	F-150 SuperCab	25-3930	25-3935
2004	2008	Ford	F-150 SuperCab ¹⁰	25-2350	25-2355
2009	2014	Ford	F-150 SuperCrew	25-3520	25-3525
2015	2018	Ford	F-150 SuperCrew	25-3940	25-3945
2004	2008	Ford	F-150 SuperCrew ¹⁰	25-2360	25-2365
2001	2004	Ford	F-150 SuperCrew, 4dr ¹¹	25-1880	25-1885
1997	2004	Ford	F-150/250LD Reg Cab ¹¹	25-1100	25-1105
1997	1998	Ford	F-150/250LD SuperCab, 3 dr	25-1110	25-1115
1999	2004	Ford	F-150/250LD SuperCab, 4dr ^{7, 11}	25-1430	25-1435
2017	2018	Ford	F-250/350 Crew Cab	25-3940	25-3945
2017	2018	Ford	F-250/350 Reg Cab	25-3920	25-3925
2017	2018	Ford	F-250/350 Super Cab	25-3930	25-3935
1999	2016	Ford	F-250/350/450/550HD Crew Cab	25-1330	25-1335
1999	2016	Ford	F-250/350/450/550HD Super Cab, 4dr	25-1310	25-1315
1999	2016	Ford	F-250/350/450/550HD Super Duty Reg Cab	25-1320	25-1325
1980	1998	Ford	F-Series Pickup Crew Cab (4WD only)	25-0795	25-0800
1980	1998	Ford	F-Series Pickup Reg Cab (97-98 HD models only)	25-0530	25-0535
1980	1998	Ford	F-Series Pickup Super Cab, 2dr (97-98 HD models only)	25-0620	25-0625
1982	1997	Ford	Ranger Ext Cab	—	25-0595
1982	1997	Ford	Ranger Reg Cab	—	25-0565
1998	2011	Ford	Ranger/Ranger "Edge" Reg Cab ¹	25-2100	25-2105
1998	2011	Ford	Ranger/Ranger "Edge" Super Cab, 2dr ¹	25-2110	25-2115
1999	2011	Ford	Ranger/Ranger "Edge" Super Cab, 4dr	25-1550	25-1555
2007	2016	GMC	Acadia (Excl Denali)	25-3380	25-3385
2004	2012	GMC	Colorado/Canyon Crew Cab	25-3150	25-3155
2015	2018	GMC	Colorado/Canyon Crew Cab	25-4010	25-4015
2004	2012	GMC	Colorado/Canyon Ext Cab	25-3140	25-3145
2015	2018	GMC	Colorado/Canyon Ext Cab	25-4000	25-4005
2004	2012	GMC	Colorado/Canyon Reg Cab	25-3130	25-3135
2002	2009	GMC	Envoy	25-2130	25-2135
2002	2006	GMC	Envoy XL	25-2240	25-2245
1995	2004	GMC	Jimmy Downsize, 2dr	25-0895	25-0900
1995	2004	GMC	Jimmy Downsize, 4dr	25-0730	25-0735
1999	2013	GMC	Sierra 1500 Crew Cab	25-1950	25-1955
2014	2018	GMC	Sierra 1500 Crew Cab	25-3720	25-3725
2014	2018	GMC	Sierra 1500 Crew Cab	25-3820	25-3825
2014	2018	GMC	Sierra 1500 Double Cab	25-3710	25-3715
2014	2018	GMC	Sierra 1500 Double Cab	25-3810	25-3815
1999	2013	GMC	Sierra 1500 Ext Cab ⁴	25-1680	25-1685
1999	2013	GMC	Sierra 1500 Reg Cab	25-1400	25-1405
2014	2018	GMC	Sierra 1500 Reg Cab	25-3700	25-3705
2014	2018	GMC	Sierra 1500 Reg Cab	25-3800	25-3805
2001	2006	GMC	Sierra 1500HD Crew Cab	25-1950	25-1955
2001	2014	GMC	Sierra 2500/3500HD Crew Cab	25-1950	25-1955
2015	2018	GMC	Sierra 2500/3500HD Crew Cab	25-3860	25-3865
2011	2014	GMC	Sierra 2500/3500HD Diesel Crew Cab	25-3770	25-3775
2011	2014	GMC	Sierra 2500/3500HD Diesel Ext Cab	25-3760	25-3765

CONTINUED ON NEXT PAGE ➔

WESTIN®**NERF STEP BARS****SIGNATURE 3 NERF STEP BARS**

— CONTINUED —

START	END	MAKE	MODEL	CHROME	BLACK
2011	2014	GMC	Sierra 2500/3500HD Diesel Reg Cab	25-3750	25-3755
2015	2018	GMC	Sierra 2500/3500HD Double Cab	25-3850	25-3855
2001	2014	GMC	Sierra 2500/3500HD Ext Cab	25-1680	25-1685
2001	2014	GMC	Sierra 2500/3500HD Reg Cab	25-1400	25-1405
2015	2018	GMC	Sierra 2500/3500HD Reg Cab	25-3700	25-3705
2015	2018	GMC	Sierra 2500/3500HD Reg Cab	25-3840	25-3845
1999	2004	GMC	Sierra 2500LD Ext Cab	25-1680	25-1685
1999	2004	GMC	Sierra 2500LD Reg Cab	25-1400	25-1405
1992	1999	GMC	Yukon 2dr	25-0500	25-0505
1995	1999	GMC	Yukon 4dr	25-0770	25-0775
2000	2014	GMC	Yukon 4dr (Excl 02-10 Z71 model & Hybrid)	25-3000	25-3005
2000	2014	GMC	Yukon XL 1/2 ton (Excl 02-08 Z71 model & Hybrid)	25-2990	25-2995
2000	2014	GMC	Yukon XL 3/4 ton (Excl 02-08 Z71 model & Hybrid)	25-3010	25-3015
2002	2006	Honda	CR-V	25-2220	25-2225
1998	2002	Honda	Passport 4dr	—	25-1515
2003	2008	Honda	Pilot	25-2250	25-2255
2006	2014	Honda	Ridgeline	25-2880	25-2885
2006	2010	Hummer	H3	25-2860	25-2865
2001	2006	Hyundai	Santa Fe	25-2270	25-2275
2007	2012	Hyundai	Santa Fe	25-3420	25-3425
1999.5	2004	Infiniti	QX4	25-1850	25-1855
2003	2008	Isuzu	Ascender 5 Passenger	25-2130	25-2135
2003	2008	Isuzu	Ascender 7 Passenger	25-2240	25-2245
1998	2003	Isuzu	Hombre Ext Cab, 2 & 3 dr	25-0670	25-0675
2006	2008	Isuzu	I-Series Crew Cab	25-3150	25-3155
2006	2008	Isuzu	I-Series Ext Cab	25-3140	25-3145
2006	2008	Isuzu	I-Series Reg Cab	25-3130	25-3135
1998	2004	Isuzu	Rodeo 4dr	—	25-1515
1984	2000	Jeep	Cherokee 4dr	—	25-1135
2006	2010	Jeep	Commander	25-2970	25-2975
2005	2010	Jeep	Grand Cherokee	25-2970	25-2975
1993	1998	Jeep	Grand Cherokee	—	25-1025
2011	2017	Jeep	Grand Cherokee ^{1, 15}	25-3610	25-3615
1999	2004	Jeep	Grand Cherokee 4dr (Excl Overland Edition)	25-1470	25-1475
2001	2004	Jeep	Liberty 4dr	—	25-2155
2007	2018	Jeep	Wrangler 2dr JK (Excl 2018 JL)	25-3310	25-3315
2004	2006	Jeep	Wrangler Unlimited	25-2850	25-2855
2007	2018	Jeep	Wrangler Unlimited 4dr JK (Excl 2018 JL)	25-3290	25-3295
1997	2006	Jeep	Wrangler/SE/Sport/Sahara/Rubicon (Excl Unlimited)	25-0970	25-0975
2006	2008	Lincoln	Mark LT	25-2360	25-2365
2007	2015	Lincoln	MKX ^{9, 13, 14}	25-3440	25-3445
2003	2008	Lincoln	Navigator (Excl "L" Class)	25-0925	25-0930
1998	2010	Mazda	B-Series Pickup Extra Cab, 2dr ¹	25-2110	25-2115
1998	2010	Mazda	B-Series Pickup Extra Cab, 4dr	25-1550	25-1555
1994	1997	Mazda	B-Series Pickup Reg Cab	—	25-0565
1998	2011	Mazda	B-Series Pickup Reg Cab ¹	25-2100	25-2105
2001	2007	Mazda	Tribute 4dr	25-1970	25-1975
2008	2010	Mazda	Tribute/Tribute Hybrid	25-3360	25-3365
2001	2007	Mercury	Mariner	25-1970	25-1975
2008	2009	Mercury	Mariner/Mariner Hybrid	25-3360	25-3365
1997	2000	Mercury	Mountaineer 4dr	25-0760	25-0765
2004	2015	Nissan	Armada	25-2580	25-2585
2005	2018	Nissan	Frontier Crew Cab	25-2750	25-2755
2005	2018	Nissan	Frontier King Cab	25-2730	25-2735
1996	1999	Nissan	Pathfinder	25-1220	25-1225
1999.5	2004	Nissan	Pathfinder	25-1850	25-1855
2004	2015	Nissan	Titan Crew Cab	25-2580	25-2585
2004	2015	Nissan	Titan King Cab	25-2550	25-2555
2016	2017	Nissan	Titan XD Crew Cab	—	25-4025
2005	2015	Nissan	Xterra	25-3470	25-3475
2002	2004	Oldsmobile	Bravada 4dr	25-2130	25-2135
1996	2001	Oldsmobile	Bravada 4dr ⁴	25-0730	25-0735
2009	2018	Ram	Ram 1500 Crew Cab	25-3560	25-3565
2009	2018	Ram	Ram 1500 Quad Cab	25-3550	25-3555
2009	2018	Ram	Ram 1500 Reg Cab	25-3540	25-3545
2010	2018	Ram	Ram 2500/3500 Crew Cab ¹⁶	25-3560	25-3565
2010	2018	Ram	Ram 2500/3500 Mega Cab ¹⁶	25-3570	25-3575
2010	2018	Ram	Ram 2500/3500 Reg Cab ¹⁶	25-3540	25-3545
2007	2010	Saturn	Outlook	25-3380	25-3385
1996	2002	Toyota	4Runner 4dr	25-1450	25-1455
2010	2013	Toyota	4Runner Limited & SR5 (Excl Trail Edition)	25-3580	25-3585
2014	2018	Toyota	4Runner Limited (Excl Trail Edition and SR5)	25-3580	25-3585
1989	1994	Toyota	Compact Truck Reg Cab	—	25-0575
2006	2014	Toyota	FJ Cruiser	25-3120	25-3125
2001	2005	Toyota	RAV-4	25-2090	25-2095
2006	2011	Toyota	RAV-4	25-3090	25-3095
2008	2013	Toyota	Sequoia	25-3490	25-3495

CONTINUED ON NEXT PAGE ➡

SIGNATURE 3 NERF STEP BARS

— CONTINUED —

START	END	MAKE	MODEL	CHROME	BLACK
2005	2015	Toyota	Tacoma Access Cab, 4dr	25-2670	25-2675
2001	2004	Toyota	Tacoma Double Cab	25-2010	25-2015
2005	2018	Toyota	Tacoma Double Cab	25-2770	25-2775
1995	2004	Toyota	Tacoma Ext Cab, 4WD or Pre-Runner (Excl non Pre-Runner 2WD)	25-0750	25-0830
1995	2004	Toyota	Tacoma Reg Cab, 4WD or Pre-Runner (Excl non Pre-Runner 2WD)	25-0745	25-0835
2007	2018	Toyota	Tundra Crew Max	25-3250	25-3255
2004	2006	Toyota	Tundra Double Cab	25-2400	25-2405
2007	2018	Toyota	Tundra Double Cab	25-3240	25-3245
2000	2006	Toyota	Tundra Double Cab, 4dr	25-2510	25-2515
2007	2018	Toyota	Tundra Reg Cab	25-3260	25-3265

FOOTNOTES:

1. Requires some drilling. 2. Includes Sonoma and ZR2. 3. See separate listings for 99-01 Silverado/Sierra models. 4. Excludes 2002 body style sold in 2001. 5. Vehicles w/ cladding will have the step area partially covered when door is closed. 6. Minor drilling required on vehicles with rear air and heat. Factory bolt plates must be used. 7. Short bed models will require relocating the brake line, bracket 25-2718 included in kit. 8. Excludes Daytona, Rumble Bee and SRT-10 models. 9. Will not work on vehicles equipped with power retracting boards. 10. Excludes Heritage Edition. 11. 2004 Heritage Edition only. 12. Excludes "Sport" model. 13. Excludes "Eco-Boost" model. 14. Minor trimming of driver side splash shield required. 15. Will not fit with OE skirt cladding. 16. Excludes Chassis Cab w/ DEF Tank

PLATINUM 3 NERF STEP BARS

CHROME PLATED 304 STAINLESS STEEL

- » Mount kit included
- » 3" round chrome plated stainless steel step bars
- » Vehicle specific applications
- » Heavy wall tube
- » Injection molded polymer step pad
- » Recessed step area
- » Bolt-on installation – no drilling required*
*On most applications



FINISH: Chrome
MATERIAL: 304 Stainless Steel
WARRANTY: Lifetime



INJECTION MOLDED POLYMER
STEP PAD

START	END	MAKE	MODEL	STAINLESS
2004	2007	Buick	Rainier	26-2130
2004	2012	Chevrolet	Colorado Crew Cab	26-3150
2015	2018	Chevrolet	Colorado Crew Cab	26-4010
2015	2018	Chevrolet	Colorado Ext Cab	26-4000
1999	2013	Chevrolet	Silverado 1500 Crew Cab	26-1950
2001	2006	Chevrolet	Silverado 1500 Crew Cab	26-1950
2014	2018	Chevrolet	Silverado 1500 Crew Cab	26-3720
2014	2018	Chevrolet	Silverado 1500 Crew Cab	26-3820
2014	2018	Chevrolet	Silverado 1500 Double Cab	26-3710
2014	2018	Chevrolet	Silverado 1500 Double Cab	26-3810
1999	2013	Chevrolet	Silverado 1500 Ext Cab 4	26-1680
1999	2013	Chevrolet	Silverado 1500 Reg Cab	26-1400
2014	2018	Chevrolet	Silverado 1500 Reg Cab	26-3700
2014	2018	Chevrolet	Silverado 1500 Reg Cab	26-3800
2001	2014	Chevrolet	Silverado 2500/3500HD Crew Cab	26-1950
2015	2018	Chevrolet	Silverado 2500/3500HD Crew Cab	26-3860
2015	2018	Chevrolet	Silverado 2500/3500HD Double Cab	26-3850
2001	2014	Chevrolet	Silverado 2500/3500HD Ext Cab	26-1680
2001	2014	Chevrolet	Silverado 2500/3500HD Reg Cab	26-1400
2015	2018	Chevrolet	Silverado 2500/3500HD Reg Cab	26-3700
2015	2018	Chevrolet	Silverado 2500/3500HD Reg Cab	26-3840
1999	2004	Chevrolet	Silverado 2500LD Ext Cab	26-1680
1999	2004	Chevrolet	Silverado 2500LD Reg Cab	26-1400
2002	2009	Chevrolet	Trailblazer	26-2130
2011	2017	Dodge	Durango	26-3620
1998	2001	Dodge	Ram 1500 Quad Cab	26-1240
2002	2008	Dodge	Ram 1500 Quad Cab 3	26-2310
1998	2002	Dodge	Ram 2500/3500 Quad Cab 6	26-1240
2003	2009	Dodge	Ram 2500/3500 Quad Cab 6	26-2310
2008	2009	Dodge	Ram 4500/5500 Quad Cab 6	26-2310
2009	2018	Dodge	Ram 1500 Crew Cab	26-3560
2009	2018	Dodge	Ram 1500 Quad Cab	26-3550
2010	2018	Dodge	Ram 2500/3500 Crew Cab 6	26-3560
2010	2018	Dodge	Ram 2500/3500 Mega Cab 6	26-3570
2010	2018	Dodge	Ram 2500/3500 Reg Cab 6	26-3540
2011	2016	Ford	Explorer 4dr 5	26-3600

CONTINUED ON NEXT PAGE →

WESTIN®**NERF STEP BARS****PLATINUM 3 NERF STEP BARS**

— CONTINUED —

START	END	MAKE	MODEL	STAINLESS
2009	2014	Ford	F-150 SuperCab	26-3510
2015	2018	Ford	F-150 SuperCab	26-3930
2009	2014	Ford	F-150 SuperCrew	26-3520
2015	2018	Ford	F-150 SuperCrew	26-3940
2004	2008	Ford	F-150 SuperCrew ⁴	26-2360
2017	2018	Ford	F-250/350 Crew Cab	26-3940
2017	2018	Ford	F-250/350 Super Cab	26-3930
1999	2016	Ford	F-250/350/450/550HD Crew Cab	26-1330
1999	2016	Ford	F-250/350/450/550HD Super Cab, 4dr	26-1310
1999	2011	Ford	Ranger/Ranger "Edge" Super Cab, 4dr	26-1550
2004	2012	GMC	Canyon Crew Cab	26-3150
2015	2018	GMC	Canyon Crew Cab	26-4010
2015	2018	GMC	Canyon Ext Cab	26-4000
2002	2009	GMC	Envoy	26-2130
1999	2013	GMC	Sierra 1500 Crew Cab	26-1950
2001	2006	GMC	Sierra 1500 Crew Cab	26-1950
2014	2018	GMC	Sierra 1500 Crew Cab	26-3720
2014	2018	GMC	Sierra 1500 Crew Cab	26-3820
2014	2018	GMC	Sierra 1500 Double Cab	26-3710
2014	2018	GMC	Sierra 1500 Double Cab	26-3810
1999	2013	GMC	Sierra 1500 Ext Cab ²	26-1680
1999	2013	GMC	Sierra 1500 Reg Cab	26-1400
2014	2018	GMC	Sierra 1500 Reg Cab	26-3700
2014	2018	GMC	Sierra 1500 Reg Cab	26-3800
2001	2014	GMC	Sierra 2500/3500HD Crew Cab	26-1950
2015	2018	GMC	Sierra 2500/3500HD Crew Cab	26-3860
2015	2018	GMC	Sierra 2500/3500HD Double Cab	26-3850
2001	2014	GMC	Sierra 2500/3500HD Ext Cab	26-1680
2001	2014	GMC	Sierra 2500/3500HD Reg Cab	26-1400
2015	2018	GMC	Sierra 2500/3500HD Reg Cab	26-3700
2015	2018	GMC	Sierra 2500/3500HD Reg Cab	26-3840
1999	2004	GMC	Sierra 2500LD Ext Cab	26-1680
1999	2004	GMC	Sierra 2500LD Reg Cab	26-1400
2006	2014	Honda	Ridgeline	26-2880
2003	2008	Isuzu	Ascender 5 Passenger	26-2130
2006	2008	Isuzu	I-Series Crew Cab	26-3150
2011	2017	Jeep	Grand Cherokee ^{1,5}	26-3610
2006	2008	Lincoln	Mark LT	26-2360
1998	2010	Mazda	B-Series Pickup Extra Cab, 4dr	26-1550
2002	2004	Oldsmobile	Bravada 4dr	26-2130
2009	2018	Ram	Ram 1500 Crew Cab	26-3560
2009	2018	Ram	Ram 1500 Quad Cab	26-3550
2010	2018	Ram	Ram 2500/3500 Crew Cab ⁶	26-3560
2010	2018	Ram	Ram 2500/3500 Mega Cab ⁶	26-3570
2010	2018	Ram	Ram 2500/3500 Reg Cab ⁶	26-3540
2010	2013	Toyota	4Runner Limited & SR5 (excl Trail Edition)	26-3580
2014	2018	Toyota	4Runner Limited (excl Trail Edition and SR5)	26-3580
2005	2018	Toyota	Tacoma Access Cab, 4dr	26-2670
2005	2018	Toyota	Tacoma Double Cab	26-2770
2007	2018	Toyota	Tundra CrewMax	26-3250
2007	2018	Toyota	Tundra Double Cab	26-3240

FOOTNOTES:

1. Requires some drilling. 2. Excludes 2002 body style sold in 2001. 3. Excludes Daytona, Rumble Bee and SRT-10 models. 4. Excludes Heritage Edition. 5. Will not fit with OE skirt cladding.
6. Excludes Chassis Cab w/ DEF Tank



NERF STEP BARS

WESTIN®

NERF STEP BARS

PRO TRAXX® 4 OVAL NERF STEP BARS

304 STAINLESS STEEL / BLACK POWDER COAT

- » Mount kit included
- » 4" oval tube
- » 30° OE style bends at each end of the tube
- » Fully welded domed ends
- » Injection molded polymer step pad
- » 4" wide step area with Westin logo
- » Bolt-on installation – no drilling required*

*On most applications



FINISH: Polished
MATERIAL: 304 Stainless Steel
WARRANTY: Lifetime

FINISH: Black Powder Coat
MATERIAL: E-Coated Steel
WARRANTY: 3 Year



INCLUDES INJECTION MOLDED BRACKET COVERS

START	END	MAKE	MODEL	MOUNTING	STAINLESS	BLACK
2015	2018	Chevrolet	Colorado Crew Cab ²	Rocker Pnl	21-24010	21-24015
2015	2018	Chevrolet	Colorado Ext Cab ²	Rocker Pnl	21-24000	21-24005
2014	2018	Chevrolet	Silverado 1500 Crew Cab ^{2,6}	Rocker Pnl	21-23720	21-23725
2007	2013	Chevrolet	Silverado 1500 Crew Cab ⁵	Rocker Pnl	21-21950	21-21955
2014	2018	Chevrolet	Silverado 1500 Double Cab	Rocker Pnl	21-23710	21-23715
2007	2013	Chevrolet	Silverado 1500 Ext Cab ⁵	Rocker Pnl	21-21680	21-21685
2014	2018	Chevrolet	Silverado 1500 Reg Cab	Rocker Pnl	21-23700	21-23705
2007	2013	Chevrolet	Silverado 1500 Reg Cab ⁵	Rocker Pnl	21-21400	21-21405
2008	2014	Chevrolet	Silverado 2500/3500HD Crew Cab ¹	Rocker Pnl	21-21950	21-21955
2015	2018	Chevrolet	Silverado 2500/3500HD Crew Cab ²	Rocker Pnl	21-23860	21-23865
2015	2018	Chevrolet	Silverado 2500/3500HD Crew Cab ^{2,6}	Rocker Pnl	21-23720	21-23725
2015	2018	Chevrolet	Silverado 2500/3500HD Double Cab ²	Rocker Pnl	21-23850	21-23855
2015	2018	Chevrolet	Silverado 2500/3500HD Double Cab ^{2,6}	Rocker Pnl	21-23710	21-23715
2008	2014	Chevrolet	Silverado 2500/3500HD Ext Cab ¹	Rocker Pnl	21-21680	21-21685
2007	2014	Chevrolet	Silverado 2500/3500HD Reg Cab ¹	Rocker Pnl	21-21400	21-21405
2015	2018	Chevrolet	Silverado 2500/3500HD Reg Cab ²	Rocker Pnl	21-23840	21-23845
2015	2018	Chevrolet	Silverado 2500/3500HD Reg Cab ^{2,6}	Rocker Pnl	21-23700	21-23705
2019	2019	Dodge	Ram 1500 Crew Cab	Rocker Pnl	21-24080	21-24085
2009	2018	Dodge	Ram 1500 Crew Cab	Rocker Pnl	21-23560	21-23565
2009	2018	Dodge	Ram 1500 Quad Cab	Rocker Pnl	21-23550	21-23555
2010	2018	Dodge	Ram 2500/3500 Crew Cab ⁷	Rocker Pnl	21-23560	21-23565
2015	2018	Ford	F-150 SuperCab	Rocker Pnl	21-23930	21-23935
2009	2014	Ford	F-150 SuperCab ^{3,4}	Rocker Pnl	21-23510	21-23515
2015	2018	Ford	F-150 SuperCrew	Rocker Pnl	21-23940	21-23945
2009	2014	Ford	F-150 SuperCrew ^{3,4}	Rocker Pnl	21-23520	21-23525
2017	2018	Ford	F-250/350 Crew Cab	Rocker Pnl	21-23940	21-23945
2017	2018	Ford	F-250/350 Super Cab	Rocker Pnl	21-23930	21-23935
1999	2016	Ford	F-250/350/450/550 Crew Cab	Rocker Pnl	21-21330	21-21335
1999	2016	Ford	F-250/350/450/550 Super Cab	Rocker Pnl	21-21310	21-21315
2015	2018	GMC	Canyon Crew Cab ²	Rocker Pnl	21-24010	21-24015
2015	2018	GMC	Canyon Ext Cab ²	Rocker Pnl	21-24000	21-24005
2014	2018	GMC	Sierra 1500 Crew Cab ^{2,6}	Rocker Pnl	21-23720	21-23725
2007	2013	GMC	Sierra 1500 Crew Cab ⁵	Rocker Pnl	21-21950	21-21955
2014	2018	GMC	Sierra 1500 Double Cab	Rocker Pnl	21-23710	21-23715
2007	2013	GMC	Sierra 1500 Ext Cab ⁵	Rocker Pnl	21-21680	21-21685
2014	2018	GMC	Sierra 1500 Reg Cab	Rocker Pnl	21-23700	21-23705
2007	2013	GMC	Sierra 1500 Reg Cab ⁵	Rocker Pnl	21-21400	21-21405
2008	2014	GMC	Sierra 2500/3500HD Crew Cab ¹	Rocker Pnl	21-21950	21-21955
2015	2018	GMC	Sierra 2500/3500HD Crew Cab ²	Rocker Pnl	21-23860	21-23865
2015	2018	GMC	Sierra 2500/3500HD Crew Cab ^{2,6}	Rocker Pnl	21-23720	21-23725
2015	2018	GMC	Sierra 2500/3500HD Double Cab ²	Rocker Pnl	21-23850	21-23855
2015	2018	GMC	Sierra 2500/3500HD Double Cab ^{2,6}	Rocker Pnl	21-23710	21-23715
2008	2014	GMC	Sierra 2500/3500HD Ext Cab ¹	Rocker Pnl	21-21680	21-21685
2007	2014	GMC	Sierra 2500/3500HD Reg Cab ¹	Rocker Pnl	21-21400	21-21405
2015	2018	GMC	Sierra 2500/3500HD Reg Cab ²	Rocker Pnl	21-23840	21-23845
2015	2018	GMC	Sierra 2500/3500HD Reg Cab ^{2,6}	Rocker Pnl	21-23700	21-23705
2007	2018	Jeep	Wrangler 2Dr JK (Excl 2018 JL) ⁸	Rocker Pnl	21-23310	21-23315
2018	2018	Jeep	Wrangler 4Dr(Excl 2018 JK)	Rocker Pnl	21-24060	21-24065
2007	2018	Jeep	Wrangler Unlimited 4Dr JK (Excl 2018 JL) ⁸	Rocker Pnl	21-23290	21-23295
2017	2018	Nissan	Titan Crew Cab	Rocker Pnl	21-24020	21-24025
2016	2018	Nissan	Titan XD Crew Cab	Rocker Pnl	21-24020	21-24025
2019	2019	Ram	Ram 1500 Crew Cab	Rocker Pnl	21-24080	21-24085
2009	2018	Ram	Ram 1500 Crew Cab	Rocker Pnl	21-23560	21-23565
2009	2018	Ram	Ram 1500 Quad Cab	Rocker Pnl	21-23550	21-23555
2010	2018	Ram	Ram 2500/3500 Crew Cab ⁷	Rocker Pnl	21-23560	21-23565
2010	2013	Toyota	4Runner SR5 (Excl Trail Edition)	Rocker Pnl	21-23580	21-23585
2010	2018	Toyota	4Runner Limited (Excl Trail Edition)	Rocker Pnl	21-23580	21-23585
2014	2018	Toyota	4Runner SR5 & TRD (Excl Limited)	Rocker Pnl	21-23830	21-23835
2010	2017	Toyota	4Runner Trail Edition (Excl Limited)	Rocker Pnl	21-23830	21-23835
2005	2018	Toyota	Tacoma Double Cab	Rocker Pnl	21-22770	21-22775
2007	2018	Toyota	Tundra CrewMax	Rocker Pnl	21-23250	21-23255
2007	2018	Toyota	Tundra Double Cab	Rocker Pnl	21-23240	21-23245

FOOTNOTES:

1. Excludes 2011-2014 Diesel models. 2. Includes diesel models. 3. Excludes Raptor. 4. Excludes Harley Davidson Edition. 5. Excludes "Classic". 6. Will work on 2011-2014 Diesel Models. 7. Exclude Chassis Cab w/ DEF Tank. 8. Wrinkle finish

WESTIN®**NERF STEP BARS****PRO TRAX® 5 OVAL NERF STEP BARS****304 STAINLESS STEEL / BLACK POWDER COAT**

- » Mount kit included
- » 5" oval tube
- » 30° OE style bends at each end of the tube
- » Fully welded ends
- » Injection molded polymer step pad
- » 5" wide step area with Westin logo
- » Bolt-on installation – no drilling required*

*On most applications



FINISH: Polished
MATERIAL: 304 Stainless Steel
WARRANTY: Lifetime

FINISH: Black Powder Coat
MATERIAL: E-Coated Steel
WARRANTY: 3 Year



**INCLUDES INJECTION MOLDED
BRACKET COVERS**

START	END	MAKE	MODEL	MOUNTING	STAINLESS	BLACK
2015	2018	Chevrolet	Colorado Crew Cab ²	Rocker Pnl	21-54010	21-54015
2015	2018	Chevrolet	Colorado Ext Cab ²	Rocker Pnl	21-54000	21-54005
2014	2018	Chevrolet	Silverado 1500 Crew Cab	Rocker Pnl	21-53720	21-53725
2007	2013	Chevrolet	Silverado 1500 Crew Cab ⁵	Rocker Pnl	21-51950	21-51955
2014	2018	Chevrolet	Silverado 1500 Double Cab	Rocker Pnl	21-53710	21-53715
2007	2013	Chevrolet	Silverado 1500 Ext Cab ⁵	Rocker Pnl	21-51680	21-51685
2014	2018	Chevrolet	Silverado 1500 Reg Cab	Rocker Pnl	21-53700	21-53705
2007	2013	Chevrolet	Silverado 1500 Reg Cab ⁵	Rocker Pnl	21-51400	21-51405
2008	2014	Chevrolet	Silverado 2500/3500HD Crew Cab ¹	Rocker Pnl	21-51950	21-51955
2015	2018	Chevrolet	Silverado 2500/3500HD Crew Cab ²	Rocker Pnl	21-53860	21-53865
2015	2018	Chevrolet	Silverado 2500/3500HD Crew Cab ^{2,6}	Rocker Pnl	21-53720	21-53725
2015	2018	Chevrolet	Silverado 2500/3500HD Double Cab ²	Rocker Pnl	21-53850	21-53855
2015	2018	Chevrolet	Silverado 2500/3500HD Double Cab ^{2,6}	Rocker Pnl	21-53710	21-53715
2008	2014	Chevrolet	Silverado 2500/3500HD Ext Cab ¹	Rocker Pnl	21-51680	21-51685
2007	2014	Chevrolet	Silverado 2500/3500HD Reg Cab ¹	Rocker Pnl	21-51400	21-51405
2015	2018	Chevrolet	Silverado 2500/3500HD Reg Cab ²	Rocker Pnl	21-53840	21-53845
2015	2018	Chevrolet	Silverado 2500/3500HD Reg Cab ^{2,6}	Rocker Pnl	21-53700	21-53705
2019	2019	Dodge	Ram 1500 Crew Cab	Rocker Pnl	21-54080	21-54085
2009	2018	Dodge	Ram 1500 Crew Cab	Rocker Pnl	21-53560	21-53565
2009	2018	Dodge	Ram 1500 Quad Cab	Rocker Pnl	21-53550	21-53555
2010	2018	Dodge	Ram 2500/3500 Crew Cab ⁷	Rocker Pnl	21-53560	21-53565
2015	2018	Ford	F-150 SuperCab	Rocker Pnl	21-53930	21-53935
2009	2014	Ford	F-150 SuperCab ^{3,4}	Rocker Pnl	21-53510	21-53515
2015	2018	Ford	F-150 SuperCrew	Rocker Pnl	21-53940	21-53945
2009	2014	Ford	F-150 SuperCrew ^{3,4}	Rocker Pnl	21-53520	21-53525
2017	2018	Ford	F-250/350 Crew Cab	Rocker Pnl	21-53940	21-53945
2017	2018	Ford	F-250/350 Super Cab	Rocker Pnl	21-53930	21-53935
1999	2016	Ford	F-250/350/450/550 Crew Cab	Rocker Pnl	21-51330	21-51335
1999	2016	Ford	F-250/350/450/550 Super Cab	Rocker Pnl	21-51310	21-51315
2015	2018	GMC	Canyon Crew Cab ²	Rocker Pnl	21-54010	21-54015
2015	2018	GMC	Canyon Ext Cab ²	Rocker Pnl	21-54000	21-54005
2014	2018	GMC	Sierra 1500 Crew Cab	Rocker Pnl	21-53720	21-53725
2007	2013	GMC	Sierra 1500 Crew Cab ⁵	Rocker Pnl	21-51950	21-51955
2014	2018	GMC	Sierra 1500 Double Cab	Rocker Pnl	21-53710	21-53715
2007	2013	GMC	Sierra 1500 Ext Cab ⁵	Rocker Pnl	21-51680	21-51685
2014	2018	GMC	Sierra 1500 Reg Cab	Rocker Pnl	21-53700	21-53705
2007	2013	GMC	Sierra 1500 Reg Cab ⁵	Rocker Pnl	21-51400	21-51405
2008	2014	GMC	Sierra 2500/3500HD Crew Cab ¹	Rocker Pnl	21-51950	21-51955
2015	2018	GMC	Sierra 2500/3500HD Crew Cab ²	Rocker Pnl	21-53860	21-53865
2015	2018	GMC	Sierra 2500/3500HD Crew Cab ^{2,6}	Rocker Pnl	21-53720	21-53725
2015	2018	GMC	Sierra 2500/3500HD Double Cab ²	Rocker Pnl	21-53850	21-53855
2015	2018	GMC	Sierra 2500/3500HD Double Cab ^{2,6}	Rocker Pnl	21-53710	21-53715
2008	2014	GMC	Sierra 2500/3500HD Ext Cab ¹	Rocker Pnl	21-51680	21-51685
2007	2014	GMC	Sierra 2500/3500HD Reg Cab ¹	Rocker Pnl	21-51400	21-51405
2015	2018	GMC	Sierra 2500/3500HD Reg Cab ²	Rocker Pnl	21-53840	21-53845
2015	2018	GMC	Sierra 2500/3500HD Reg Cab ^{2,6}	Rocker Pnl	21-53700	21-53705
2018	2018	Jeep	Wrangler 4Dr (Excl 2018 JK)	—	21-54060	21-54065
2017	2018	Nissan	Titan Crew Cab	—	21-54020	21-54025
2016	2018	Nissan	Titan XD Crew Cab	Rocker Pnl	21-54020	21-54025
2019	2019	Ram	Ram 1500 Crew Cab	Rocker Pnl	21-54080	21-54085
2009	2018	Ram	Ram 1500 Crew Cab	Rocker Pnl	21-53560	21-53565
2009	2018	Ram	Ram 1500 Quad Cab	Rocker Pnl	21-53550	21-53555
2010	2018	Ram	Ram 2500/3500 Crew Cab ⁷	Rocker Pnl	21-53560	21-53565
2010	2013	Toyota	4Runner SR5 (Excl Trail Edition)	Rocker Pnl	21-53580	21-53585
2010	2018	Toyota	4Runner Limited (Excl Trail Edition)	Rocker Pnl	21-53580	21-53585
2014	2018	Toyota	4Runner SR5 & TRD (Excl Limited)	Rocker Pnl	21-53830	21-53835
2010	2017	Toyota	4Runner Trail Edition (Excl Limited)	Rocker Pnl	21-53830	21-53835
2005	2018	Toyota	Tacoma Double Cab	Rocker Pnl	21-52770	21-52775
2007	2018	Toyota	Tundra CrewMax	Rocker Pnl	21-53250	21-53255
2007	2018	Toyota	Tundra Double Cab	Rocker Pnl	21-53240	21-53245

FOOTNOTES: 1. Excludes 2011-2014 Diesel models. 2. Includes diesel models. 3. Excludes Raptor. 4. Excludes Harley Davidson Edition. 5. Excludes "Classic". 6. Will work on 2011-2014 Diesel Models 7. Exclude Chassis Cab w/DEF Tank

NERF STEP BARS

WESTIN®

NERF STEP BARS


PRO TRAX[®] 5 OVAL WHEEL-TO-WHEEL NERF STEP BARS

304 STAINLESS STEEL / BLACK POWDER COAT

- » Mount kit included
- » Wheel-to-Wheel (W2W) length step bars
- » 5" oval tube
- » Third step for easy truck bed access
- » 30° OE style bends at each end of the tube
- » Fully welded domed ends
- » Injection molded polymer step pad
- » Bolt-on installation – no drilling required*

**On most applications*

FINISH: Polished	FINISH: Black Powder Coat
MATERIAL: 304 Stainless Steel	MATERIAL: E-Coated Steel
WARRANTY: Lifetime	WARRANTY: 3 Year



INCLUDES INJECTION MOLDED BRACKET COVERS




WESTIN EXCLUSIVE ISOLATOR BRACKET

Westin's exclusive Isolator Bracket supports the step bar past the truck cab, a feature that competitors do not offer. Without an Isolator Bracket, the step area that extends past the vehicle is left unsupported. Our unique design provides extra bed support without resulting in annoying creaking sounds.

START	END	MAKE	MODEL	ISOLATOR BRACKET INCLUDED	STAINLESS	BLACK
2007	2018	Chevrolet	Silverado 1500 Crew Cab (5.5 ft Bed)(Excl 2007 "Classic")	No	21-534560	21-534565
2007	2018	Chevrolet	Silverado 1500 Crew Cab (6.5 ft Bed)	Yes	21-534570	21-534575
2014	2018	Chevrolet	Silverado 1500 Double Cab (6.5 ft Bed)	Yes	21-534590	21-534595
2007	2013	Chevrolet	Silverado 1500 Ext Cab (6.5 ft Bed)(Excl 2007 "Classic")	Yes	21-534590	21-534595
2007	2013	Chevrolet	Silverado 1500 Ext Cab (8 ft Bed)(Excl 2007 "Classic")(Excl dually)	Yes	21-534600	21-534605
2007	2018	Chevrolet	Silverado 2500/3500HD Crew Cab (6.5 ft Bed) & Dual Rear Wheel (8 ft Bed)(Excl 2007 "Classic")	Yes	21-534570	21-534575
2007	2018	Chevrolet	Silverado 2500/3500HD Crew Cab (8 ft Bed)(Excl 2007 "Classic")(Excl dually)	Yes	21-534580	21-534585
2015	2018	Chevrolet	Silverado 2500/3500HD Double Cab (6.5 ft Bed) & Dual Rear Wheel (8 ft Bed)	Yes	21-534590	21-534595
2015	2018	Chevrolet	Silverado 2500/3500HD Double Cab (8 ft Bed)(Excl dually)	Yes	21-534600	21-534605
2007	2014	Chevrolet	Silverado 2500/3500HD Ext Cab (6.5 ft Bed) & Dual Rear Wheel (8 ft Bed)(Excl 2007 "Classic")	Yes	21-534590	21-534595
2007	2014	Chevrolet	Silverado 2500/3500HD Ext Cab (8 ft Bed) (Excl 2007 "Classic")(Excl dually)	Yes	21-534600	21-534605
2009	2018	Dodge	Ram 1500 Crew Cab (5.5 ft Bed)	No	21-534310	21-534315
2009	2018	Dodge	Ram 1500 Quad Cab (6.4 ft Bed)	No	21-534310	21-534315
2010	2018	Dodge	Ram 2500/3500 Crew Cab (6.5 ft Bed) ²	No	21-534320	21-534325
2010	2018	Dodge	Ram 2500/3500 Crew Cab (8 ft Bed)(Excl dually) ^{1,2}	Yes	21-534330	21-534335
2009	2014	Ford	F-150 SuperCab (6.5 ft Bed)	No	21-533510	21-533515
2015	2018	Ford	F-150 SuperCab (6.5 ft Bed)	Yes	21-534610	21-534615
2015	2018	Ford	F-150 SuperCrew (6.5 ft Bed)	Yes	21-534630	21-534635
2017	2018	Ford	F-250/350 Crew Cab (6.75ft Bed)	No	—	21-534645
2017	2018	Ford	F-250/350 Crew Cab (8ft Bed)	Yes	—	21-534655
2017	2018	Ford	F-250/350 SuperCab (6.75ft Bed)	No	—	21-534665
2017	2018	Ford	F-250/350 SuperCab (8ft Bed)	Yes	—	21-534675
1999	2016	Ford	F-250/350/450/550 Crew Cab (6.75 ft Bed)	No	21-534010	21-534015
1999	2016	Ford	F-250/350/450/550 Crew Cab (8 ft Bed)(Excl dually)	Yes	21-534230	21-534235
1999	2016	Ford	F-250/350/450/550 Super Cab (6.75 ft Bed)	No	21-534250	21-534255
1999	2016	Ford	F-250/350/450/550 Super Cab (8 ft Bed)(Excl dually)	Yes	21-534510	21-534515
2007	2018	GMC	Sierra 1500 Crew Cab (5.5 ft Bed)(Excl 2007 "Classic")	No	21-534560	21-534565
2007	2018	GMC	Sierra 1500 Crew Cab (6.5 ft Bed)	Yes	21-534570	21-534575
2014	2018	GMC	Sierra 1500 Double Cab (6.5 ft Bed)	Yes	21-534590	21-534595
2007	2013	GMC	Sierra 1500 Ext Cab (6.5 ft Bed)(Excl 2007 "Classic")	Yes	21-534590	21-534595
2007	2013	GMC	Sierra 1500 Ext Cab (8 ft Bed)(Excl 2007 "Classic")(Excl dually)	Yes	21-534600	21-534605
2007	2018	GMC	Sierra 2500/3500HD Crew Cab (6.5 ft Bed) & Dual Rear Wheel (8 ft Bed)(Excl 2007 "Classic")	Yes	21-534570	21-534575
2007	2018	GMC	Sierra 2500/3500HD Crew Cab (8 ft Bed)(Excl 2007 "Classic")(Excl dually)	Yes	21-534580	21-534585
2015	2018	GMC	Sierra 2500/3500HD Double Cab (6.5 ft Bed) & Dual Rear Wheel (8 ft Bed)	Yes	21-534590	21-534595
2015	2018	GMC	Sierra 2500/3500HD Double Cab (8 ft Bed)(Excl dually)	Yes	21-534600	21-534605
2007	2014	GMC	Sierra 2500/3500HD Ext Cab (6.5 ft Bed) & Dual Rear Wheel (8 ft Bed)(Excl 2007 "Classic")	Yes	21-534590	21-534595
2007	2014	GMC	Sierra 2500/3500HD Ext Cab (8 ft Bed) (Excl 2007 "Classic")(Excl dually)	Yes	21-534600	21-534605
2007	2018	Toyota	Tundra Double Cab (6.5 ft Bed)	No	21-534170	21-534175

FOOTNOTES: 1. Minor drilling required 2. Exclude Chassis Cab w/DEF Tank



WESTIN®

NERF STEP BARS

PRO TRAXX® 6 OVAL NERF STEP BARS

304 STAINLESS STEEL / BLACK POWDER COAT

- » Mount kit included
- » 6" oval tube
- » Straight tube design
- » Fully welded domed ends
- » Injection molded polymer step pad
- » Bolt-on installation – no drilling required*

**On most applications*

FINISH: Polished

MATERIAL: 304 Stainless Steel

WARRANTY: Lifetime

FINISH: Black Powder Coat

MATERIAL: E-Coated Steel

WARRANTY: 3 Year



6" WIDE STEP PAD

START	END	MAKE	MODEL	MOUNTING	STAINLESS	BLACK
2001	2013	Chevrolet	Silverado 1500 Crew Cab	Body Mnt	21-61950	21-61955
2007	2018	Chevrolet	Silverado 1500 Double Cab/Ext Cab 2500/3500HD ^{1,4}	Rocker Pnl	21-63710	21-63715
1999	2013	Chevrolet	Silverado 1500 Ext Cab	Body Mnt	21-61680	21-61685
1999	2013	Chevrolet	Silverado 1500 Reg Cab	Body Mnt	21-61400	21-61405
2007	2018	Chevrolet	Silverado 1500/2500/3500HD Crew Cab ^{1,4}	Rocker Pnl	21-63720	21-63725
2001	2014	Chevrolet	Silverado 2500/3500HD Crew Cab	Body Mnt	21-61950	21-61955
2001	2014	Chevrolet	Silverado 2500/3500HD Ext Cab	Body Mnt	21-61680	21-61685
2001	2014	Chevrolet	Silverado 2500/3500HD Reg Cab	Body Mnt	21-61400	21-61405
2009	2018	Dodge	Ram 1500 Crew Cab	Rocker Pnl	21-63560	21-63565
2009	2018	Dodge	Ram 1500 Quad Cab	Rocker Pnl	21-63550	21-63555
2010	2018	Dodge	Ram 2500/3500 Crew Cab ⁵	Rocker Pnl	21-63560	21-63565
2015	2018	Ford	F-150 SuperCab	Rocker Pnl	21-63930	21-63935
2009	2014	Ford	F-150 SuperCab ^{2,3}	Rocker Pnl	21-63510	21-63515
2015	2018	Ford	F-150 SuperCrew	Rocker Pnl	21-63940	21-63945
2009	2014	Ford	F-150 SuperCrew ^{2,3}	Rocker Pnl	21-63520	21-63525
2017	2018	Ford	F-250/350 Crew Cab	Rocker Pnl	21-63940	21-63945
2017	2018	Ford	F-250/350 Super Cab	Rocker Pnl	21-63930	21-63935
1999	2016	Ford	F-250/350/450/550 Crew Cab	Rocker Pnl	21-61330	21-61335
1999	2016	Ford	F-250/350/450/550 Super Cab	Rocker Pnl	21-61310	21-61315
2001	2013	GMC	Sierra 1500 Crew Cab	Body Mnt	21-61950	21-61955
2007	2018	GMC	Sierra 1500 Double Cab/Ext Cab 2500/3500HD ^{1,4}	Rocker Pnl	21-63710	21-63715
1999	2013	GMC	Sierra 1500 Ext Cab	Body Mnt	21-61680	21-61685
1999	2013	GMC	Sierra 1500 Reg Cab	Body Mnt	21-61400	21-61405
2007	2018	GMC	Sierra 1500/2500/3500HD Crew Cab ^{1,4}	Rocker Pnl	21-63720	21-63725
2001	2014	GMC	Sierra 2500/3500HD Crew Cab	Body Mnt	21-61950	21-61955
2001	2014	GMC	Sierra 2500/3500HD Ext Cab	Body Mnt	21-61680	21-61685
2001	2014	GMC	Silverado/Sierra 2500/3500HD Reg Cab	Body Mnt	21-61400	21-61405
2009	2018	Ram	Ram 1500 Crew Cab	Rocker Pnl	21-63560	21-63565
2009	2018	Ram	Ram 1500 Quad Cab	Rocker Pnl	21-63550	21-63555
2010	2018	Ram	Ram 2500/3500 Crew Cab ⁵	Rocker Pnl	21-63560	21-63565
2007	2018	Toyota	Tundra CrewMax	Rocker Pnl	21-63250	21-63255
2007	2018	Toyota	Tundra Double Cab	Rocker Pnl	21-63240	21-63245

FOOTNOTES:

1. Excludes 2011+ Diesel models
2. Excludes Raptor
3. Excludes Harley Davidson Edition
4. Excludes "Classic"
5. Excludes Chassis Cab w/DEF Tank



PLATINUM 4 OVAL NERF STEP BARS

304 STAINLESS STEEL / BLACK POWDER COAT

- » Mount kit included
- » OE style oval tube steps
- » 90° mandrel bends**
- » Injection molded polymer step pad
- » Recessed step area
- » Bolt-on installation – no drilling required*

*On most applications

**Some applications may feature ends with 30° bends



4" WIDE STEP PAD

FINISH: Polished

MATERIAL: 304 Stainless Steel

WARRANTY: Lifetime

FINISH: Black Powder Coat

MATERIAL: E-Coated Steel

WARRANTY: 3 Year

START	END	MAKE	MODEL	MOUNTING	BEND STYLES	STAINLESS	BLACK
2003	2013	Chevrolet	Avalanche 1500 w/out cladding	Body Mnt	90°	21-2990	21-2995
2015	2018	Chevrolet	Colorado Crew Cab	Rocker Pnl	90°	21-4010	21-4015
2015	2018	Chevrolet	Colorado Ext Cab	Rocker Pnl	90°	21-4000	21-4005
2014	2018	Chevrolet	Silverado 1500 Crew Cab	Body Mnt	90°	21-3820	21-3825
1999	2013	Chevrolet	Silverado 1500 Crew Cab	Body Mnt	90°	21-1950	21-1955
2014	2018	Chevrolet	Silverado 1500 Double Cab	Body Mnt	90°	21-3810	21-3815
1999	2013	Chevrolet	Silverado 1500 Ext Cab 1	Body Mnt	90°	21-1680	21-1685
2014	2018	Chevrolet	Silverado 1500 Reg Cab	Body Mnt	90°	21-3800	21-3805
1999	2013	Chevrolet	Silverado 1500 Reg Cab 1	Body Mnt	90°	21-1400	21-1405
2001	2007	Chevrolet	Silverado 1500HD Crew Cab	Body Mnt	90°	21-1950	21-1955
2015	2018	Chevrolet	Silverado 2500/3500 Crew Cab	Body Mnt	90°	21-3860	21-3865
2015	2018	Chevrolet	Silverado 2500/3500 Double Cab	Body Mnt	90°	21-3850	21-3855
2001	2014	Chevrolet	Silverado 2500/3500HD Crew Cab 4	Body Mnt	90°	21-1950	21-1955
2001	2014	Chevrolet	Silverado 2500/3500HD Ext Cab	Body Mnt	90°	21-1680	21-1685
2015	2018	Chevrolet	Silverado 2500/3500HD Reg Cab	Body Mnt	90°	21-3840	21-3845
2001	2014	Chevrolet	Silverado 2500/3500HD Reg Cab 1	Body Mnt	90°	21-1400	21-1405
1999	2004	Chevrolet	Silverado 2500LD Ext Cab	Body Mnt	90°	21-1680	21-1685
1999	2004	Chevrolet	Silverado 2500LD Reg Cab 1	Body Mnt	90°	21-1400	21-1405
2000	2014	Chevrolet	Suburban 1500 (excl. 04-08 Z71 model)	Body Mnt	90°	21-2990	21-2995
2000	2014	Chevrolet	Tahoe 4 dr (excl. 02-08 Z71 model)	Body Mnt	90°	21-3000	21-3005
2011	2018	Dodge	Durango	Rocker Pnl	30°	21-3620	21-3625
2019	2019	Dodge	Ram 1500 Crew Cab	Rocker Pnl		21-4080	21-4085
2009	2018	Dodge	Ram 1500 Crew Cab	Rocker Pnl	90°	21-3560	21-3565
2009	2018	Dodge	Ram 1500 Quad Cab	Rocker Pnl	90°	21-3550	21-3555
2002	2008	Dodge	Ram 1500 Quad Cab 2	Body Mnt	90°	21-2310	21-2315
2009	2018	Dodge	Ram 1500 Reg Cab	Rocker Pnl	90°	21-3540	21-3545
2002	2008	Dodge	Ram 1500 Reg Cab 2	Body Mnt	90°	21-2320	21-2325
2006	2009	Dodge	Ram 1500/2500/3500 Mega Cab 6	Body Mnt	90°	21-2900	21-2905
2010	2018	Dodge	Ram 2500/3500 Crew Cab 6	Rocker Pnl	90°	21-3560	21-3565
2010	2018	Dodge	Ram 2500/3500 Mega Cab 6	Rocker Pnl	90°	21-3570	21-3575
2003	2009	Dodge	Ram 2500/3500 Quad Cab 2,6	Body Mnt	90°	21-2310	21-2315
2003	2009	Dodge	Ram 2500/3500 Reg Cab 2,6	Body Mnt	90°	21-2320	21-2325
2010	2018	Dodge	Ram 2500/3500 Reg Cab 2,6	Rocker Pnl	90°	21-3540	21-3545
2008	2009	Dodge	Ram 4500/5500 Quad Cab 6	Body Mnt	90°	21-2310	21-2315
2008	2009	Dodge	Ram 4500/5500 Reg Cab 2,6	Body Mnt	90°	21-2320	21-2325
2011	2018	Ford	Explorer 3	Rocker Pnl	90°	21-3600	21-3605
2015	2018	Ford	F-150 Reg Cab	Rocker Pnl	90°	21-3920	21-3925
2009	2014	Ford	F-150 Reg Cab 3	Rocker Pnl	90°	21-3500	21-3505
2004	2008	Ford	F-150 Reg Cab 5	Rocker Pnl	90°	21-2340	21-2345
2015	2018	Ford	F-150 SuperCab	Rocker Pnl	90°	21-3930	21-3935
2009	2014	Ford	F-150 SuperCab	Rocker Pnl	90°	21-3510	21-3515
2004	2008	Ford	F-150 SuperCab 5	Rocker Pnl	90°	21-2350	21-2355
2015	2018	Ford	F-150 SuperCrew	Rocker Pnl	90°	21-3940	21-3945
2009	2014	Ford	F-150 SuperCrew 3	Rocker Pnl	90°	21-3520	21-3525
2004	2008	Ford	F-150 SuperCrew 5	Rocker Pnl	90°	21-2360	21-2365
2017	2018	Ford	F-250/350 Crew Cab	Rocker Pnl	90°	21-3940	21-3945
2017	2018	Ford	F-250/350 Reg Cab	Rocker Pnl	90°	21-3920	21-3925
2017	2018	Ford	F-250/350 Super Cab	Rocker Pnl	90°	21-3930	21-3935
1999	2016	Ford	F-250/350/450/550HD Crew Cab	Rocker Pnl	90°	21-1330	21-1335
1999	2016	Ford	F-250/350/450/550HD Super Cab	Rocker Pnl	90°	21-1310	21-1315
2015	2018	GMC	Canyon Crew Cab	Rocker Pnl	90°	21-4010	21-4015
2015	2018	GMC	Canyon Ext Cab	Rocker Pnl	90°	21-4000	21-4005
2014	2018	GMC	Sierra 1500 Crew Cab	Body Mnt	90°	21-3820	21-3825
1999	2013	GMC	Sierra 1500 Crew Cab	Body Mnt	90°	21-1950	21-1955
2014	2018	GMC	Sierra 1500 Double Cab	Body Mnt	90°	21-3810	21-3815
1999	2013	GMC	Sierra 1500 Ext Cab 1	Body Mnt	90°	21-1680	21-1685
2014	2018	GMC	Sierra 1500 Reg Cab	Body Mnt	90°	21-3800	21-3805
1999	2013	GMC	Sierra 1500 Reg Cab 1	Body Mnt	90°	21-1400	21-1405
2001	2007	GMC	Sierra 1500HD Crew Cab	Body Mnt	90°	21-1950	21-1955
2015	2018	GMC	Sierra 2500/3500 Crew Cab	Body Mnt	90°	21-3860	21-3865
2015	2018	GMC	Sierra 2500/3500 Double Cab	Body Mnt	90°	21-3850	21-3855
2001	2014	GMC	Sierra 2500/3500HD Crew Cab 4	Body Mnt	90°	21-1950	21-1955

CONTINUED ON NEXT PAGE →

WESTiN®**NERF STEP BARS****PLATINUM 4 OVAL NERF STEP BARS**

— CONTINUED —

START	END	MAKE	MODEL	MOUNTING	BEND STYLES	STAINLESS	BLACK
2001	2014	GMC	Sierra 2500/3500HD Ext Cab	Body Mnt	90°	21-1680	21-1685
2015	2018	GMC	Sierra 2500/3500HD Reg Cab	Body Mnt	90°	21-3840	21-3845
2001	2014	GMC	Sierra 2500/3500HD Reg Cab ¹	Body Mnt	90°	21-1400	21-1405
1999	2004	GMC	Sierra 2500LD Ext Cab	Body Mnt	90°	21-1680	21-1685
1999	2004	GMC	Sierra 2500LD Reg Cab ¹	Body Mnt	90°	21-1400	21-1405
2000	2014	GMC	Yukon 4 dr (excl. 04-10 Z71 model)	Body Mnt	90°	21-3000	21-3005
2000	2014	GMC	Yukon XL (excl. 04-10 Z71 model)	Body Mnt	90°	21-2990	21-2995
2011	2018	Jeep	Grand Cherokee ^{3,7}	Rocker Pnl	30°	21-3610	21-3615
2007	2018	Jeep	Wrangler 2 dr JK (Excl 2018 JL)	Rocker Pnl	30°	21-3310	21-3315
2007	2018	Jeep	Wrangler 4 dr, Unlimited JK (Excl. 2018 JL)	Rocker Pnl	30°	21-3290	21-3295
2006	2008	Lincoln	Mark LT	Rocker Pnl	90°	21-2360	21-2365
2016	2018	Nissan	Titan XD Crew Cab	TBD	90°	21-4020	21-4025
2019	2019	Ram	Ram 1500 Crew Cab	Rocker Pnl		21-4080	21-4085
2010	2018	Toyota	4Runner Limited (Excl Trail Edition)	Rocker Pnl	30°	21-3580	21-3585
2014	2018	Toyota	4Runner SR5 & TRD (Excl Limited)	Rocker Pnl	30°	21-3830	21-3835
2010	2013	Toyota	4Runner SR5 (Excl Trail Edition)	Rocker Pnl	30°	21-3580	21-3585
2010	2017	Toyota	4Runner Trail Edition (Excl Limited)	Rocker Pnl	30°	21-3830	21-3835
2005	2018	Toyota	Tacoma Double Cab	Rocker Pnl	30°	21-2770	21-2775
2007	2018	Toyota	Tundra CrewMax	Rocker Pnl	30°	21-3250	21-3255
2007	2018	Toyota	Tundra Double Cab	Rocker Pnl	90°/30°	21-3240	21-3245

FOOTNOTES:

1. Excludes SS models 2. Excludes Daytona, Rumble Bee and SRT-10 models 3. Requires some drilling 4. Excludes Canadian diesel models 5. Excludes 2004 Heritage Edition 6. Excludes Chassis Cab w/ DEF Tank 7. Will not fit with OE skirt cladding

BEND STYLES

— 90°/90° Bend Style —



— 30°/30° Bend Style —



— 90°/30° Bend Style —



PLATINUM 4 OVAL WHEEL-TO-WHEEL NERF STEP BARS

304 STAINLESS STEEL / BLACK POWDER COAT

- » Mount kit included
- » Wheel-to-Wheel (W2W) length step bars
- » Third step for easy truck bed access
- » 4" oval tube
- » Front mount features a 90° bend
- » 30° bend at far end
- » Isolator bracket included
- » Bolt-on installation – no drilling required*

**On most applications*



FINISH: Polished
MATERIAL: 304 Stainless Steel
WARRANTY: Lifetime

FINISH: Black Powder Coat
MATERIAL: E-Coated Steel
WARRANTY: 3 Year



WESTIN EXCLUSIVE ISOLATOR BRACKET

Westin's exclusive Isolator Bracket supports the step bar past the truck cab, a feature that competitors do not offer. Without an Isolator Bracket, the step area that extends past the vehicle is left unsupported. Our unique design provides extra bed support without resulting in annoying creaking sounds.

START	END	MAKE	MODEL	ISOLATOR BRACKET INCLUDED?	MOUNTING	STAINLESS	BLACK
2004	2013	Chevrolet	Silverado 1500 (excl. HD) Crew Cab (5.5 ft bed)	No	Body Mnt	24-54150	24-54155
2014	2018	Chevrolet	Silverado 1500 Crew Cab (5.5 ft bed)	No	Body Mnt	24-54520	24-54525
2014	2018	Chevrolet	Silverado 1500 Crew Cab (6.5 ft bed)	No	Body Mnt	24-54550	24-54555
2014	2018	Chevrolet	Silverado 1500 Double Cab (6.5 ft bed)	No	Body Mnt	24-54540	24-54545
1999	2013	Chevrolet	Silverado 1500 Ext Cab (6.5 ft bed)	No	Body Mnt	24-54030	24-54035
1999	2013	Chevrolet	Silverado 1500 Ext Cab (8 ft bed)	Yes	Body Mnt	24-54210	24-54215
1999	2007	Chevrolet	Silverado 1500/2500/3500HD Ext Cab (8 ft bed) ⁴	No	Body Mnt	24-54160	24-54165
2015	2018	Chevrolet	Silverado 2500/3500HD Crew Cab (6.5 ft bed) & Dual Rear Wheel (8 ft Bed)	No	Body Mnt	24-54580	24-54585
2001	2014	Chevrolet	Silverado 2500/3500HD Crew Cab (6.5 ft bed) ³	No	Body Mnt	24-54200	24-54205
2008	2014	Chevrolet	Silverado 2500/3500HD Crew Cab (8 ft bed) ^{3,4}	Yes	Body Mnt	24-54190	24-54195
2001	2007	Chevrolet	Silverado 2500/3500HD Crew Cab (8 ft bed) ⁴	No	Body Mnt	24-54180	24-54185
2015	2018	Chevrolet	Silverado 2500/3500HD Crew Cab (8 ft bed) ⁴	Yes	Body Mnt	24-54590	24-54595
2015	2018	Chevrolet	Silverado 2500/3500HD Double Cab (6.5 ft bed) & Dual Rear Wheel (8 ft Bed)	No	Body Mnt	24-54560	24-54565
2015	2018	Chevrolet	Silverado 2500/3500HD Double Cab (8 ft bed) ⁴	Yes	Body Mnt	24-54570	24-54575
2001	2014	Chevrolet	Silverado 2500/3500HD Ext Cab (6.5 ft bed) ³	No	Body Mnt	24-54030	24-54035
2001	2014	Chevrolet	Silverado 2500/3500HD Ext Cab (8 ft bed) ^{3,4}	Yes	Body Mnt	24-54210	24-54215
1999	2004	Chevrolet	Silverado 2500LD Ext Cab (6.5 ft bed)	No	Body Mnt	24-54030	24-54035
2009	2018	Dodge	Ram 1500 Crew Cab (5.7 ft bed) ⁷	No	Rocker Pnl	24-54310	24-54315
2009	2018	Dodge	Ram 1500 Quad Cab (6.4 ft bed) ⁷	No	Rocker Pnl	24-54310	24-54315
2002	2008	Dodge	Ram 1500 Quad Cab (6.5 ft bed) ⁷	No	Body Mnt	24-54080	24-54085
2002	2008	Dodge	Ram 1500 Quad Cab (8 ft bed) ^{1,2,4,7}	Yes	Body Mnt	24-54220	24-54225
2010	2018	Dodge	Ram 1500/2500/3500 Crew Cab (6.4 ft bed) ⁷	No	Rocker Pnl	24-54320	24-54325
2010	2018	Dodge	Ram 2500/3500 Crew Cab (8 ft bed) ^{4,7}	Yes	Rocker Pnl	24-54330	24-54335
2010	2018	Dodge	Ram 2500/3500 Mega Cab (6.4 ft bed) ⁷	No	Rocker Pnl	24-53570	24-53575
2003	2009	Dodge	Ram 2500/3500 Quad Cab (6.5 ft bed) ^{2,7}	No	Body Mnt	24-54080	24-54085
2003	2009	Dodge	Ram 2500/3500 Quad Cab (8 ft bed) ^{1,2,4,7}	Yes	Body Mnt	24-54220	24-54225
2009	2014	Ford	F-150 SuperCab (6.5 ft bed)	No	Rocker Pnl	24-53510	24-53515
2015	2018	Ford	F-150 SuperCab (6.5 ft bed)	Yes	Rocker Pnl	24-54610	24-54615
2004	2008	Ford	F-150 SuperCrew (5.5 ft bed) ^{1,5}	No	Rocker Pnl	24-54300	24-54305
2009	2014	Ford	F-150 SuperCrew (6.5 ft bed)	No	Rocker Pnl	24-54290	24-54295
2015	2018	Ford	F-150 SuperCrew (6.5 ft bed)	Yes	Rocker Pnl	24-54630	24-54635
1999	2016	Ford	F-250/350 Super Duty Super Cab (6.75 ft bed)	No	Rocker Pnl	24-54250	24-54255
1999	2016	Ford	F-250/350/450/550 Crew Cab (8 ft bed) ⁴	No	Rocker Pnl	24-54230	24-54235
1999	2016	Ford	F-250/350/450/550 Super Cab (8 ft bed) ^{1,4}	Yes	Rocker Pnl	24-54510	24-54515
1999	2016	Ford	F-250/350/450/550HD Crew Cab (6.75 ft bed)	No	Rocker Pnl	24-54010	24-54015
2004	2013	GMC	Sierra 1500 (excl. HD) Crew Cab (5.5 ft bed)	No	Body Mnt	24-54150	24-54155
2014	2018	GMC	Sierra 1500 Crew Cab (5.5 ft bed)	No	Body Mnt	24-54520	24-54525
2014	2018	GMC	Sierra 1500 Crew Cab (6.5 ft bed)	No	Body Mnt	24-54550	24-54555
2014	2018	GMC	Sierra 1500 Double Cab (6.5 ft bed)	No	Body Mnt	24-54540	24-54545
1999	2013	GMC	Sierra 1500 Ext Cab (6.5 ft bed)	No	Body Mnt	24-54030	24-54035
1999	2013	GMC	Sierra 1500 Ext Cab (8 ft bed)	Yes	Body Mnt	24-54210	24-54215
1999	2007	GMC	Sierra 1500/2500/3500HD Ext Cab (8 ft bed) ⁴	No	Body Mnt	24-54160	24-54165
2015	2018	GMC	Sierra 2500/3500HD Crew Cab (6.5 ft bed) & Dual Rear Wheel (8 ft Bed)	No	Body Mnt	24-54580	24-54585
2001	2014	GMC	Sierra 2500/3500HD Crew Cab (6.5 ft bed) ³	No	Body Mnt	24-54200	24-54205
2008	2014	GMC	Sierra 2500/3500HD Crew Cab (8 ft bed) ^{3,4}	Yes	Body Mnt	24-54190	24-54195
2001	2007	GMC	Sierra 2500/3500HD Crew Cab (8 ft bed) ⁴	No	Body Mnt	24-54180	24-54185
2015	2018	GMC	Sierra 2500/3500HD Crew Cab (8 ft bed) ⁴	Yes	Body Mnt	24-54590	24-54595
2015	2018	GMC	Sierra 2500/3500HD Double Cab (6.5 ft bed) & Dual Rear Wheel (8 ft Bed)	No	Body Mnt	24-54560	24-54565
2015	2018	GMC	Sierra 2500/3500HD Double Cab (8 ft bed) ⁴	Yes	Body Mnt	24-54570	24-54575
2001	2014	GMC	Sierra 2500/3500HD Ext Cab (6.5 ft bed) ³	No	Body Mnt	24-54030	24-54035
2001	2014	GMC	Sierra 2500/3500HD Ext Cab (8 ft bed) ^{3,4}	Yes	Body Mnt	24-54210	24-54215
1999	2004	GMC	Sierra 2500LD Ext Cab (6.5 ft bed)	No	Body Mnt	24-54030	24-54035
2009	2018	Ram	Ram 1500 Crew Cab (5.7 ft bed) ⁷	No	Rocker Pnl	24-54310	24-54315
2009	2018	Ram	Ram 1500 Quad Cab (6.4 ft bed) ⁷	No	Rocker Pnl	24-54310	24-54315
2010	2018	Ram	Ram 1500/2500/3500 Crew Cab (6.4 ft bed) ⁷	No	Rocker Pnl	24-54320	24-54325
2010	2018	Ram	Ram 2500/3500 Crew Cab (8 ft bed) ^{4,7}	Yes	Rocker Pnl	24-54330	24-54335
2010	2018	Ram	Ram 2500/3500 Mega Cab (6.4 ft bed) ⁷	No	Rocker Pnl	24-53570	24-53575
2007	2018	Toyota	Tundra Double Cab (6.5 ft bed)	No	Rocker Pnl	24-54170	24-54175
2007	2018	Toyota	Tundra Double Cab (8 ft bed)	Yes	Rocker Pnl	24-54340	24-54345

FOOTNOTES:

1. Minor drilling required 2. Excludes Daytona, Rumble Bee and SRT-10 Models 3. Exclude Canadian Diesel models 4. Excludes "Dually" 5. Excludes 2004 Heritage Edition 6. Includes Diesel 7. Excludes Chassis cab w/DEF tank

WESTIN®

NERF STEP BARS

PREMIER 4 OVAL NERF STEP BARS

304 STAINLESS STEEL / BLACK POWDER COAT

- » Mount kit sold separately
- » 4" oval tube
- » Cradle mounted tubes
- » Injection molded polymer step pad
- » Molded oval end caps
- » Bolt-on installation – no drilling required*

*On most applications



4" WIDE STEP PAD

FINISH: Polished
 MATERIAL: 304 Stainless Steel
 WARRANTY: Lifetime

FINISH: Black Powder Coat
 MATERIAL: E-Coated Steel
 WARRANTY: 3 Year

START	END	MAKE	MODEL	MOUNTING	STAINLESS	BLACK	LENGTH	REQUIRED MOUNT KIT
2008	2017	Buick	Enclave	Rocker Pnl	22-5020	22-5025	75"	22-1795
2002	2006	Chevrolet	Avalanche w/ cladding	Rocker Pnl	22-5040	22-5045	91"	22-1535
2003	2013	Chevrolet	Avalanche w/ out cladding	Rocker Pnl	22-5040	22-5045	91"	22-1535
1988	2000	Chevrolet	C/K-Series Ext Cab ⁹	Body Mnt	22-5020	22-5025	75"	22-1125
2015	2018	Chevrolet	Colorado Crew Cab	Rocker Pnl	22-5020	22-5025	75"	22-2075
2004	2012	Chevrolet	Colorado Crew Cab	Body Mnt	22-5020	22-5025	75"	22-1395
2005	2009	Chevrolet	Equinox	Rocker Pnl	22-5020	22-5025	75"	22-1775
2014	2018	Chevrolet	Silverado 1500 Crew Cab	Rocker Pnl	22-5030	22-5035	85"	22-2015
2004	2013	Chevrolet	Silverado 1500 Crew Cab ⁷	Body Mnt	22-5040	22-5045	91"	22-1075
2014	2018	Chevrolet	Silverado 1500 Double Cab	Rocker Pnl	22-5020	22-5025	75"	22-2015
2014	2018	Chevrolet	Silverado 1500 Reg Cab	Rocker Pnl	22-5000	22-5005	53"	22-2005
1999	2013	Chevrolet	Silverado 1500 Reg Cab	Body Mnt	22-5000	22-5005	53"	22-1085
1999	2013	Chevrolet	Silverado 1500/2500LD Ext Cab ⁷	Body Mnt	22-5020	22-5025	75"	22-1085
2015	2018	Chevrolet	Silverado 2500/3500 Double Cab	Rocker Pnl	22-5020	22-5025	75"	22-2015
2015	2018	Chevrolet	Silverado 2500/3500 Reg Cab	Rocker Pnl	22-5000	22-5005	53"	22-2005
2015	2018	Chevrolet	Silverado 2500/3500HD Crew Cab	Rocker Pnl	22-5030	22-5035	85"	22-2015
2001	2014	Chevrolet	Silverado 2500/3500HD Crew Cab ⁷	Body Mnt	22-5040	22-5045	91"	22-1075
1999	2014	Chevrolet	Silverado 2500/3500HD Ext Cab ⁷	Body Mnt	22-5020	22-5025	75"	22-1065
1999	2014	Chevrolet	Silverado 2500/3500HD Reg Cab ⁷	Body Mnt	22-5000	22-5005	53"	22-1065
2005	2014	Chevrolet	Suburban (Excl Z71 & Hybrid)	Rocker Pnl	22-5040	22-5045	91"	22-1535
2000	2014	Chevrolet	Tahoe 4dr (Excl 02-04 Z71)	Body Mnt	22-5020	22-5025	75"	22-1135
2005	2014	Chevrolet	Tahoe 4dr (Excl Z71 & Hybrid)	Rocker Pnl	22-5020	22-5025	75"	22-1535
2009	2017	Chevrolet	Traverse	Rocker Pnl	22-5020	22-5025	75"	22-1795
2018	2018	Chevrolet	Traverse Limited	Rocker Pnl	22-5020	22-5025	75"	22-1795
2006	2009	Chrysler	Aspen	Rocker Pnl	22-5020	22-5025	75"	22-1405
2005	2011	Dodge	Dakota Ext/Club Cab	Body Mnt	22-5050	22-5055	72"	22-1555
2005	2011	Dodge	Dakota Quad Cab	Body Mnt	22-5030	22-5035	85"	22-1545
2011	2017	Dodge	Durango	Rocker Pnl	22-5020	22-5025	75"	22-1985
2004	2010	Dodge	Durango	Rocker Pnl	22-5020	22-5025	75"	22-1405
2019	2019	Dodge	Ram 1500 Crew Cab	Rocker Pnl	22-5030	22-5035	85"	22-2245
2009	2018	Dodge	Ram 1500 Crew Cab	Rocker Pnl	22-5030	22-5035	85"	22-1905
1998	2001	Dodge	Ram 1500 Quad Cab	Body Mnt	22-5020	22-5025	75"	22-1005
2009	2018	Dodge	Ram 1500 Quad Cab	Rocker Pnl	22-5020	22-5025	75"	22-1905
2002	2008	Dodge	Ram 1500 Quad Cab ²	Body Mnt	22-5030	22-5035	85"	22-1015
2009	2018	Dodge	Ram 1500 Reg Cab	Rocker Pnl	22-5000	22-5005	53"	22-1895
2002	2008	Dodge	Ram 1500 Reg Cab ²	Body Mnt	22-5000	22-5005	53"	22-1025
2010	2018	Dodge	Ram 2500/3500 Crew Cab ¹³	Rocker Pnl	22-5030	22-5035	85"	22-1905
1998	2002	Dodge	Ram 2500/3500 Quad Cab	Body Mnt	22-5020	22-5025	75"	22-1005
2003	2009	Dodge	Ram 2500/3500 Quad Cab ²	Body Mnt	22-5030	22-5035	85"	22-1015
2003	2009	Dodge	Ram 2500/3500 Reg Cab ²	Body Mnt	22-5000	22-5005	53"	22-1025
2010	2018	Dodge	Ram 2500/3500 Reg Cab ^{2,13}	Rocker Pnl	22-5000	22-5005	53"	22-1895
2008	2009	Dodge	Ram 4500/5500 Quad Cab ²	Body Mnt	22-5030	22-5035	85"	22-1015
2008	2009	Dodge	Ram 4500/5500 Reg Cab ²	Body Mnt	22-5000	22-5005	53"	22-1025
2007	2014	Ford	Edge ^{6,11,12}	Rocker Pnl	22-5050	22-5055	72"	22-1805
2001	2007	Ford	Escape	Rocker Pnl	22-5060	22-5065	61.5"	22-1625
2008	2012	Ford	Escape	Rocker Pnl	22-5060	22-5065	61.5"	22-1785
2015	2015	Ford	Expedition	Rocker Pnl	22-5020	22-5025	75"	22-2045
1997	2014	Ford	Expedition ³	Rocker Pnl	22-5020	22-5025	75"	22-1105
2007	2014	Ford	Expedition EL ³	Rocker Pnl	22-5040	22-5045	91"	22-1105
2002	2005	Ford	Explorer 4dr	Rocker Pnl	22-5020	22-5025	75"	22-1165
2011	2018	Ford	Explorer 4dr ¹⁰	Rocker Pnl	22-5020	22-5025	75"	22-1975
2006	2010	Ford	Explorer 4dr ³	Frame	22-5020	22-5025	75"	22-1575
2007	2010	Ford	Explorer Sport Trac	Frame	22-5030	22-5035	85"	22-1575
2015	2018	Ford	F-150 Reg Cab	Rocker Pnl	22-5000	22-5005	53"	22-2055
2004	2014	Ford	F-150 Reg Cab ⁴	Rocker Pnl	22-5000	22-5005	53"	22-1885
2015	2018	Ford	F-150 SuperCab	Rocker Pnl	22-5020	22-5025	75"	22-2055
2004	2014	Ford	F-150 SuperCab ¹⁴	Rocker Pnl	22-5030	22-5035	85"	22-1885
2015	2018	Ford	F-150 SuperCrew	Rocker Pnl	22-5040	22-5045	91"	22-2055
2009	2014	Ford	F-150 SuperCrew ¹	Rocker Pnl	22-5040	22-5045	91"	22-1885
2004	2008	Ford	F-150 SuperCrew ⁴	Rocker Pnl	22-5030	22-5035	85"	22-1885
2001	2004	Ford	F-150 SuperCrew ³ (Excl New body style)	Rocker Pnl	22-5030	22-5035	85"	22-1055
1997	2004	Ford	F-150/250LD Reg Cab ⁵	Rocker Pnl	22-5000	22-5005	53"	22-1045
1997	2004	Ford	F-150/250LD Super Cab ⁵	Rocker Pnl	22-5020	22-5025	75"	22-1045
2017	2018	Ford	F-250/350 Crew Cab	Rocker Pnl	22-5040	22-5045	91"	22-2055

CONTINUED ON NEXT PAGE ➡

— CONTINUED —

START	END	MAKE	MODEL	MOUNTING	STAINLESS	BLACK	LENGTH	REQUIRED MOUNT KIT
2017	2018	Ford	F-250/350 Reg Cab	Rocker Pnl	22-5000	22-5005	53"	22-2055
2017	2018	Ford	F-250/350 Super Cab	Rocker Pnl	22-5020	22-5025	75"	22-2055
1999	2016	Ford	F-250/350/450/550HD Super Cab	Rocker Pnl	22-5020	22-5025	75"	22-1035
1999	2016	Ford	F-250/350/450/550HD Super Duty Crew Cab	Rocker Pnl	22-5040	22-5045	91"	22-1035
1999	2016	Ford	F-250/350/450/550HD Super Duty Reg Cab	Rocker Pnl	22-5000	22-5005	53"	22-1035
1998	2012	Ford	Ranger 2dr Ext Cab (Excl 4dr)	Rocker Pnl	22-5060	22-5065	61.5"	22-1445
1998	2012	Ford	Ranger 4dr Ext Cab	Rocker Pnl	22-5050	22-5055	72"	22-1455
2007	2016	GMC	Acadia ¹⁵	Rocker Pnl	22-5020	22-5025	75"	22-1795
1988	2000	GMC	C/K-Series Ext Cab (Excl New body style)	Body Mnt	22-5020	22-5025	75"	22-1125
2015	2018	GMC	Colorado/Canyon Crew Cab	Rocker Pnl	22-5020	22-5025	75"	22-2075
2004	2012	GMC	Colorado/Canyon Crew Cab	Body Mnt	22-5020	22-5025	75"	22-1395
2014	2018	GMC	Sierra 1500 Crew Cab	Rocker Pnl	22-5030	22-5035	85"	22-2015
2004	2013	GMC	Sierra 1500 Crew Cab ⁷	Body Mnt	22-5040	22-5045	91"	22-1075
2014	2018	GMC	Sierra 1500 Double Cab	Rocker Pnl	22-5020	22-5025	75"	22-2015
2014	2018	GMC	Sierra 1500 Reg Cab	Rocker Pnl	22-5000	22-5005	53"	22-2005
1999	2013	GMC	Sierra 1500 Reg Cab	Body Mnt	22-5000	22-5005	53"	22-1085
1999	2013	GMC	Sierra 1500/2500LD Ext Cab ⁷	Body Mnt	22-5020	22-5025	75"	22-1085
2015	2018	GMC	Sierra 2500/3500 Double Cab	Rocker Pnl	22-5020	22-5025	75"	22-2015
2015	2018	GMC	Sierra 2500/3500 Reg Cab	Rocker Pnl	22-5000	22-5005	53"	22-2005
2015	2018	GMC	Sierra 2500/3500HD Crew Cab	Rocker Pnl	22-5030	22-5035	85"	22-2015
2001	2014	GMC	Sierra 2500/3500HD Crew Cab ⁷	Body Mnt	22-5040	22-5045	91"	22-1075
1999	2014	GMC	Sierra 2500/3500HD Ext Cab ⁷	Body Mnt	22-5020	22-5025	75"	22-1065
1999	2014	GMC	Sierra 2500/3500HD Reg Cab ⁷	Body Mnt	22-5000	22-5005	53"	22-1065
2000	2004	GMC	Yukon 4dr (Excl 04 Z71)	Body Mnt	22-5020	22-5025	75"	22-1135
2005	2014	GMC	Yukon 4dr (Excl Z71 & Hybrid)	Rocker Pnl	22-5020	22-5025	75"	22-1535
2005	2014	GMC	Yukon XL (Excl Z71 & Hybrid)	Rocker Pnl	22-5040	22-5045	91"	22-1535
2007	2011	Honda	CR-V	Rocker Pnl	22-5060	22-5065	61.5"	22-1835
2003	2008	Honda	Pilot	Rocker Pnl	22-5050	22-5055	72"	22-1205
2006	2014	Honda	Ridgeline	Rocker Pnl	22-5030	22-5035	85"	22-1675
2006	2010	Hummer	H3	Frame	22-5050	22-5055	72"	22-1635
2007	2012	Hyundai	Santa Fe	Rocker Pnl	22-5050	22-5055	72"	22-1815
2004	2010	Infiniti	QX5 6	Rocker Pnl	22-5020	22-5025	75"	22-1415
2006	2008	Isuzu	i-Series Crew Cab	Body Mnt	22-5020	22-5025	75"	22-1395
2006	2010	Jeep	Commander	Rocker Pnl	22-5050	22-5055	72"	22-1645
2005	2010	Jeep	Grand Cherokee	Rocker Pnl	22-5050	22-5055	72"	22-1645
2011	2017	Jeep	Grand Cherokee ¹⁰	Rocker Pnl	22-5050	22-5055	72"	22-1985
2007	2018	Jeep	Wrangler Unlimited JK 2dr (Excl 2018 JL)	Frame	22-5000	22-5005	53"	22-1725
2007	2018	Jeep	Wrangler Unlimited JK 4dr (Excl 2018 JL)	Frame	22-5050	22-5055	72"	22-1725
2006	2008	Lincoln	Mark LT	Rocker Pnl	22-5030	22-5035	85"	22-1885
2007	2015	Lincoln	MKX	Rocker Pnl	22-5050	22-5055	72"	22-1805
2001	2007	Mazda	Tribute	Rocker Pnl	22-5060	22-5065	61.5"	22-1625
2008	2012	Mazda	Tribute	Rocker Pnl	22-5060	22-5065	61.5"	22-1785
2008	2010	Mercury	Mariner	Rocker Pnl	22-5060	22-5065	61.5"	22-1785
2001	2007	Mercury	Mariner	Rocker Pnl	22-5060	22-5065	61.5"	22-1625
2006	2010	Mercury	Mountaineer ³	Frame	22-5020	22-5025	75"	22-1575
2004	2015	Nissan	Armada	Rocker Pnl	22-5020	22-5025	75"	22-1415
2005	2017	Nissan	Frontier Crew Cab	Rocker Pnl	22-5020	22-5025	75"	22-1525
2005	2017	Nissan	Frontier Ext Cab	Rocker Pnl	22-5060	22-5065	61.5"	22-1525
2005	2012	Nissan	Pathfinder	Rocker Pnl	22-5050	22-5055	72"	22-1525
2004	2015	Nissan	Titan Crew Cab	Rocker Pnl	22-5030	22-5035	85"	22-1415
2004	2015	Nissan	Titan Ext/King Cab	Rocker Pnl	22-5020	22-5025	75"	22-1415
2016	2018	Nissan	Titan XD Crew Cab	Rocker Pnl	TBD	TBD	TBD	22-2225
2005	2015	Nissan	Xterra	Rocker Pnl	22-5060	22-5065	61.5"	22-1525
2006	2009	Pontiac	Torrent	Rocker Pnl	22-5020	22-5025	75"	22-1775
	2019	Dodge	Ram 1500 Crew Cab	Rocker Pnl	22-5030	22-5035	85"	22-2245
2009	2018	Ram	Ram 1500 Crew Cab	Rocker Pnl	22-5030	22-5035	85"	22-1905
2009	2018	Ram	Ram 1500 Quad Cab	Rocker Pnl	22-5020	22-5025	75"	22-1905
2009	2018	Ram	Ram 1500 Reg Cab	Rocker Pnl	22-5000	22-5005	53"	22-1895
2010	2018	Ram	Ram 2500/3500 Crew Cab ¹³	Rocker Pnl	22-5030	22-5035	85"	22-1905
2010	2018	Ram	Ram 2500/3500 Reg Cab ^{2,13}	Rocker Pnl	22-5000	22-5005	53"	22-1895
2007	2009	Saturn	Outlook	Rocker Pnl	22-5020	22-5025	75"	22-1795
2006	2007	Saturn	Vue	Rocker Pnl	22-5020	22-5025	75"	22-1775
2010	2013	Toyota	4Runner SR5 (Excl Trail Edition) ^{8,13}	Rocker Pnl	22-5050	22-5055	72"	22-1945
2010	2018	Toyota	4Runner Unlimited (Excl Trail Edition) ^{8,13}	Rocker Pnl	22-5050	22-5055	72"	22-1945
2006	2014	Toyota	FJ Cruiser	Frame	22-5060	22-5065	61.5"	22-1615
2008	2013	Toyota	Highlander	Rocker Pnl	22-5050	22-5055	72"	22-1825
2008	2018	Toyota	Sequoia	Rocker Pnl	22-5020	22-5025	75"	22-1875
2005	2018	Toyota	Tacoma Access Cab	Rocker Pnl	22-5050	22-5055	72"	22-1475
2005	2018	Toyota	Tacoma Double Cab	Rocker Pnl	22-5030	22-5035	85"	22-1475
1999	2006	Toyota	Tundra Access Cab 4dr	Frame	22-5020	22-5025	75"	22-1345
2007	2018	Toyota	Tundra CrewMax	Rocker Pnl	22-5040	22-5045	91"	22-1665
2007	2018	Toyota	Tundra Double Cab	Rocker Pnl	22-5020	22-5025	75"	22-1665
2004	2006	Toyota	Tundra Double Cab	Frame	22-5030	22-5035	85"	22-1345
2007	2017	Toyota	Tundra Reg Cab	Rocker Pnl	22-5000	22-5005	53"	22-1765

FOOTNOTES:

1. Requires minor drilling. Excludes 09 and up.
2. Excludes Daytona, Rumble Bee and SRT-10 models.
3. Will not work on vehicles equipped with power retracting boards.
4. Excludes 2004 Heritage Edition.
5. Heritage Edition only.
6. Excludes "Sport" model.
7. Excludes Canadian diesel models.
8. Excludes Trail Edition & 2014 & SR5 models.
9. Excludes new '99 & 2000 1500/2500 body style.
10. Will not fit with OE skirt cladding.
11. Excludes "Eco-Boost" model.
12. Minor trimming of driver side splash shield required.
13. Exclude Chassis Cab w/DEF Tank.
14. Exclude Denali Edition.

WESTIN®**NERF STEP BARS****PREMIER 6 OVAL NERF STEP BARS****304 STAINLESS STEEL / BLACK POWDER COAT**

- » Mount kit sold separately
- » Extra wide 6" oval side step tubes
- » Injection molded polymer step pad
- » Molded end caps give the steps a finished OE look
- » Solid construction
- » Vehicle specific mounting kit is sold separately
- » Bolt-on installation – no drilling required*

*On most applications



FINISH: Polished
 MATERIAL: 304 Stainless Steel
 WARRANTY: Lifetime

FINISH: Black Powder Coat
 MATERIAL: E-Coated Steel
 WARRANTY: 3 Year

**5" WIDE STEP PAD**

START	END	MAKE	MODEL	MOUNTING	STAINLESS	BLACK	LENGTH	REQUIRED MOUNT KIT
2008	2017	Buick	Enclave	Rocker Pnl	22-6020	22-6025	75"	22-1795
2002	2006	Chevrolet	Avalanche w/ cladding	Rocker Pnl	22-6040	22-6045	91"	22-1535
2003	2013	Chevrolet	Avalanche w/ out cladding	Rocker Pnl	22-6040	22-6045	91"	22-1535
1988	2000	Chevrolet	C/K-Series Ext Cab ⁹	Body Mnt	22-6020	22-6025	75"	22-1125
2015	2018	Chevrolet	Colorado Crew Cab	Rocker Pnl	22-6020	22-6025	75"	22-2075
2004	2012	Chevrolet	Colorado Crew Cab	Body Mnt	22-6020	22-6025	75"	22-1395
2005	2009	Chevrolet	Equinox	Rocker Pnl	22-6020	22-6025	75"	22-1775
2014	2018	Chevrolet	Silverado 1500 Crew Cab	Rocker Pnl	22-6030	22-6035	85"	22-2015
2004	2013	Chevrolet	Silverado 1500 Crew Cab ⁷	Body Mnt	22-6040	22-6045	91"	22-1075
2014	2018	Chevrolet	Silverado 1500 Double Cab	Rocker Pnl	22-6020	22-6025	75"	22-2015
2014	2018	Chevrolet	Silverado 1500 Reg Cab	Rocker Pnl	22-6000	22-6005	53"	22-2005
1999	2013	Chevrolet	Silverado 1500 Reg Cab	Body Mnt	22-6000	22-6005	53"	22-1085
1999	2013	Chevrolet	Silverado 1500/2500LD Ext Cab ⁷	Body Mnt	22-6020	22-6025	75"	22-1085
2015	2018	Chevrolet	Silverado 2500/3500HD Crew Cab	Rocker Pnl	22-6030	22-6035	85"	22-2015
2001	2014	Chevrolet	Silverado 2500/3500HD Crew Cab ⁷	Body Mnt	22-6040	22-6045	91"	22-1075
2015	2018	Chevrolet	Silverado 2500/3500HD Double Cab	Rocker Pnl	22-6020	22-6025	75"	22-2015
1999	2014	Chevrolet	Silverado 2500/3500HD Ext Cab ⁷	Body Mnt	22-6020	22-6025	75"	22-1065
2015	2018	Chevrolet	Silverado 2500/3500HD Reg Cab	Rocker Pnl	22-6000	22-6005	53"	22-2005
1999	2014	Chevrolet	Silverado 2500/3500HD Reg Cab ⁷	Body Mnt	22-6000	22-6005	53"	22-1065
2005	2014	Chevrolet	Suburban (Excl Z71 & Hybrid)	Rocker Pnl	22-6040	22-6045	91"	22-1535
2000	2014	Chevrolet	Tahoe 4 dr (Excl 02-04 Z71)	Body Mnt	22-6020	22-6025	75"	22-1135
2005	2014	Chevrolet	Tahoe 4 dr (Excl Z71 & Hybrid)	Rocker Pnl	22-6020	22-6025	75"	22-1535
2009	2017	Chevrolet	Traverse	Rocker Pnl	22-6020	22-6025	75"	22-1795
2018	2018	Chevrolet	Traverse Limited	Rocker Pnl	22-6020	22-6025	75"	22-1795
2006	2009	Chrysler	Aspen	Rocker Pnl	22-6020	22-6025	75"	22-1405
2005	2011	Dodge	Dakota Quad Cab	Body Mnt	22-6030	22-6035	85"	22-1545
2004	2010	Dodge	Durango	Rocker Pnl	22-6020	22-6025	75"	22-1405
2011	2017	Dodge	Durango	Rocker Pnl	22-6020	22-6025	75"	22-1985
2019	2019	Dodge	Ram 1500 Crew Cab	Rocker Pnl	22-6030	22-6035	85"	22-2245
2009	2018	Dodge	Ram 1500 Crew Cab	Rocker Pnl	22-6030	22-6035	85"	22-1905
1998	2001	Dodge	Ram 1500 Quad Cab	Body Mnt	22-6020	22-6025	75"	22-1005
2009	2018	Dodge	Ram 1500 Quad Cab ¹⁹	Rocker Pnl	22-6020	22-6025	75"	22-1905
2002	2008	Dodge	Ram 1500 Quad Cab ²	Body Mnt	22-6030	22-6035	85"	22-1015
2009	2018	Dodge	Ram 1500 Reg Cab	Rocker Pnl	22-6000	22-6005	53"	22-1895
2002	2008	Dodge	Ram 1500 Reg Cab ²	Body Mnt	22-6000	22-6005	53"	22-1025
2010	2018	Dodge	Ram 2500/3500 Crew Cab ¹⁰	Rocker Pnl	22-6030	22-6035	85"	22-1905
1998	2002	Dodge	Ram 2500/3500 Quad Cab	Body Mnt	22-6020	22-6025	75"	22-1005
2003	2009	Dodge	Ram 2500/3500 Quad Cab ²	Body Mnt	22-6030	22-6035	85"	22-1015
2003	2009	Dodge	Ram 2500/3500 Reg Cab ²	Body Mnt	22-6000	22-6005	53"	22-1025
2010	2018	Dodge	Ram 2500/3500 Reg Cab ^{2,10}	Rocker Pnl	22-6000	22-6005	53"	22-1895
2008	2009	Dodge	Ram 4500/5500 Quad Cab ²	Body Mnt	22-6030	22-6035	85"	22-1015
2008	2009	Dodge	Ram 4500/5500 Reg Cab ²	Body Mnt	22-6000	22-6005	53"	22-1025
2015	2015	Ford	Expedition	Rocker Pnl	22-6020	22-6025	75"	22-2045
1997	2014	Ford	Expedition ³	Rocker Pnl	22-6020	22-6025	75"	22-1105
2007	2014	Ford	Expedition EL ³	Rocker Pnl	22-6040	22-6045	91"	22-1105
2002	2005	Ford	Explorer 4dr	Rocker Pnl	22-6020	22-6025	75"	22-1165
2006	2010	Ford	Explorer 4dr ³	Frame	22-6020	22-6025	75"	22-1575
2011	2018	Ford	Explorer 4dr ⁹	Rocker Pnl	22-6020	22-6025	75"	22-1975
2007	2010	Ford	Explorer Sport Trac	Frame	22-6030	22-6035	85"	22-1575
2015	2018	Ford	F-150 Reg Cab	Rocker Pnl	22-6000	22-6005	53"	22-2055
2004	2014	Ford	F-150 Reg Cab ⁴	Rocker Pnl	22-6000	22-6005	53"	22-1885
2015	2018	Ford	F-150 SuperCab	Rocker Pnl	22-6020	22-6025	75"	22-2055
2004	2014	Ford	F-150 SuperCab ^{1,4}	Rocker Pnl	22-6030	22-6035	85"	22-1885
2015	2018	Ford	F-150 SuperCrew	Rocker Pnl	22-6040	22-6045	91"	22-2055
2009	2014	Ford	F-150 SuperCrew ¹	Rocker Pnl	22-6040	22-6045	91"	22-1885
2004	2008	Ford	F-150 SuperCrew ⁴	Rocker Pnl	22-6030	22-6035	85"	22-1885
2001	2004	Ford	F-150 SuperCrew ⁵ (Excl New body style)	Rocker Pnl	22-6030	22-6035	85"	22-1055
1997	2004	Ford	F-150/250LD Reg Cab ⁵	Rocker Pnl	22-6000	22-6005	53"	22-1045
1997	2004	Ford	F-150/250LD Super Cab ⁵	Rocker Pnl	22-6020	22-6025	75"	22-1045
2017	2018	Ford	F-250/350 Crew Cab	Rocker Pnl	22-6040	22-6045	91"	22-2055
2017	2018	Ford	F-250/350 Reg Cab	Rocker Pnl	22-6000	22-6005	53"	22-2055
2017	2018	Ford	F-250/350 Super Cab	Rocker Pnl	22-6020	22-6025	75"	22-2055
1999	2016	Ford	F-250/350/450/550HD Crew Cab	Rocker Pnl	22-6040	22-6045	91"	22-1035

CONTINUED ON NEXT PAGE ➔

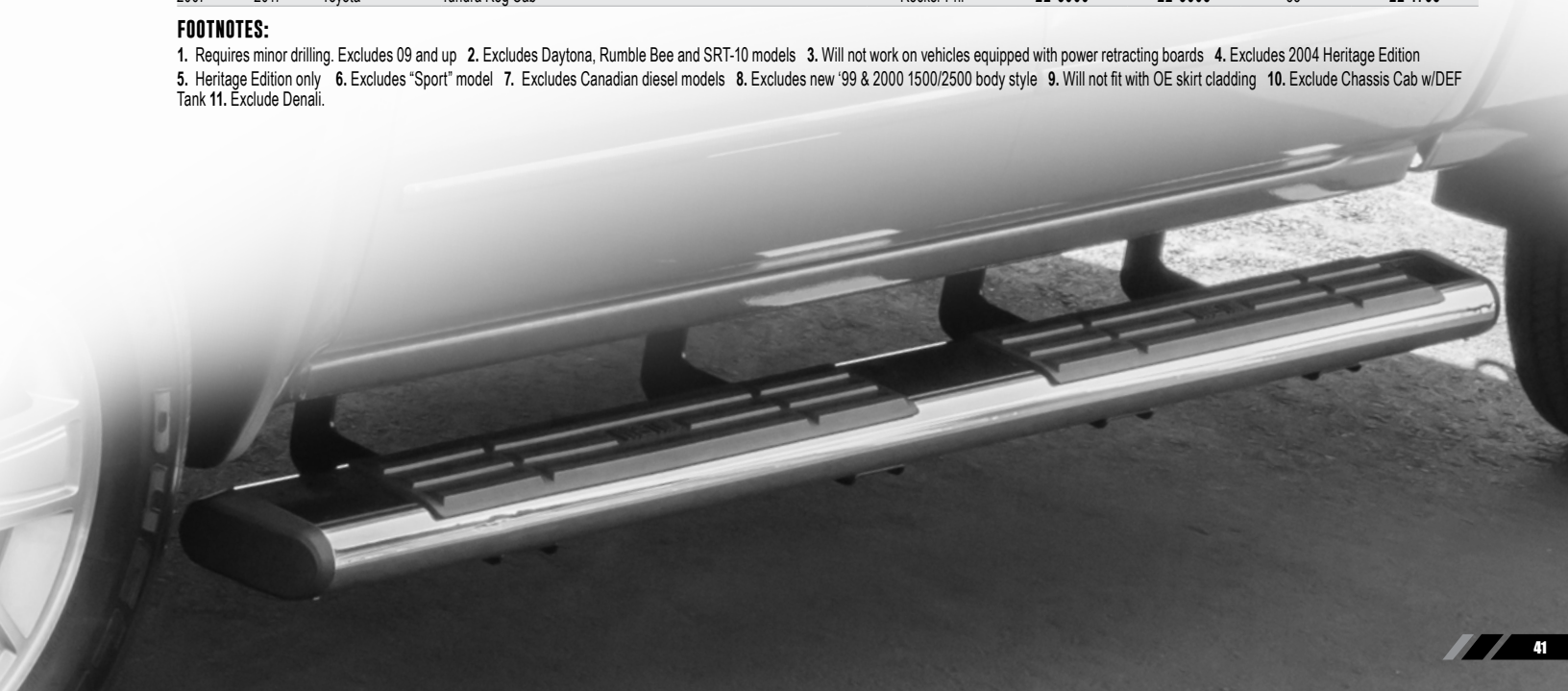
PREMIER 6 OVAL NERF STEP BARS

— CONTINUED —

START	END	MAKE	MODEL	MOUNTING	STAINLESS	BLACK	LENGTH	REQUIRED MOUNT KIT
1999	2016	Ford	F-250/350/450/550HD Super Cab	Rocker Pnl	22-6020	22-6025	75"	22-1035
1999	2016	Ford	F-250/350/450/550HD Super Duty Reg Cab	Rocker Pnl	22-6000	22-6025	53"	22-1035
2007	2016	GMC	Acadia (Excl Denali)	Rocker Pnl	22-6020	22-6025	75"	22-1795
1988	2000	GMC	C/K-Series Ext Cab (Excl New body style)	Body Mnt	22-6020	22-6025	75"	22-1125
2015	2018	GMC	Canyon Crew Cab	Rocker Pnl	22-6020	22-6025	75"	22-2075
2004	2012	GMC	Canyon Crew Cab	Body Mnt	22-6020	22-6025	75"	22-1395
2014	2018	GMC	Sierra 1500 Crew Cab	Rocker Pnl	22-6030	22-6035	85"	22-2015
2004	2013	GMC	Sierra 1500 Crew Cab ⁷	Body Mnt	22-6040	22-6045	91"	22-1075
2014	2018	GMC	Sierra 1500 Double Cab	Rocker Pnl	22-6020	22-6025	75"	22-2015
2014	2018	GMC	Sierra 1500 Reg Cab	Rocker Pnl	22-6000	22-6005	53"	22-2005
1999	2013	GMC	Sierra 1500 Reg Cab	Body Mnt	22-6000	22-6005	53"	22-1085
1999	2013	GMC	Sierra 1500/2500LD Ext Cab ⁷	Body Mnt	22-6020	22-6025	75"	22-1085
2015	2018	GMC	Sierra 2500/3500HD Crew Cab	Rocker Pnl	22-6030	22-6035	85"	22-2015
2001	2014	GMC	Sierra 2500/3500HD Crew Cab ⁷	Body Mnt	22-6040	22-6045	91"	22-1075
2015	2018	GMC	Sierra 2500/3500HD Double Cab	Rocker Pnl	22-6020	22-6025	75"	22-2015
1999	2014	GMC	Sierra 2500/3500HD Ext Cab ⁷	Body Mnt	22-6020	22-6025	75"	22-1065
2015	2018	GMC	Sierra 2500/3500HD Reg Cab	Rocker Pnl	22-6000	22-6005	53"	22-2005
1999	2014	GMC	Sierra 2500/3500HD Reg Cab ⁷	Body Mnt	22-6000	22-6005	53"	22-1065
2000	2004	GMC	Yukon 4dr (Excl 04 Z71)	Body Mnt	22-6020	22-6025	75"	22-1135
2005	2014	GMC	Yukon 4dr (Excl Z71 & Hybrid)	Rocker Pnl	22-6020	22-6025	75"	22-1535
2005	2014	GMC	Yukon XL (Excl Z71 & Hybrid)	Rocker Pnl	22-6040	22-6045	91"	22-1535
2006	2014	Honda	Ridgeline	Rocker Pnl	22-6030	22-6035	85"	22-1675
2004	2010	Infiniti	QX5 ⁶	Rocker Pnl	22-6020	22-6025	75"	22-1415
2006	2008	Isuzu	i-Series Crew Cab	Body Mnt	22-6020	22-6025	75"	22-1395
2007	2017	Jeep	Wrangler JK 2dr (Excl 2018 JL)	Frame	22-6000	22-6005	53"	22-1725
2006	2008	Lincoln	Mark LT	Rocker Pnl	22-6030	22-6035	85"	22-1885
2006	2010	Mercury	Mountaineer ³	Frame	22-6020	22-6025	75"	22-1575
2004	2015	Nissan	Armada	Rocker Pnl	22-6020	22-6025	75"	22-1415
2005	2017	Nissan	Frontier Crew Cab	Rocker Pnl	22-6020	22-6025	75"	22-1525
2017	2018	Nissan	Titan	Rocker Pnl	22-6030	22-6035	85"	22-2225
2004	2015	Nissan	Titan Crew Cab	Rocker Pnl	22-6030	22-6035	85"	22-1415
2004	2015	Nissan	Titan Ext/King Cab	Rocker Pnl	22-6020	22-6025	75"	22-1415
2016	2018	Nissan	Titan XD Crew Cab	Rocker Pnl	22-6030	22-6035	85"	22-2225
2006	2009	Pontiac	Torrent	Rocker Pnl	22-6020	22-6025	75"	22-1775
2019	2019	Ram	Ram 1500 Crew Cab	Rocker Pnl	22-6030	22-6035	85"	22-2245
2009	2018	Ram	Ram 1500 Crew Cab	Rocker Pnl	22-6030	22-6035	85"	22-1905
2009	2018	Ram	Ram 1500 Quad Cab ¹⁰	Rocker Pnl	22-6020	22-6025	75"	22-1905
2009	2018	Ram	Ram 1500 Reg Cab	Rocker Pnl	22-6000	22-6005	53"	22-1895
2010	2018	Ram	Ram 2500/3500 Crew Cab ¹⁰	Rocker Pnl	22-6030	22-6035	85"	22-1905
2010	2018	Ram	Ram 2500/3500 Reg Cab ^{2,10}	Rocker Pnl	22-6000	22-6005	53"	22-1895
2007	2009	Saturn	Outlook	Rocker Pnl	22-6020	22-6025	75"	22-1795
2006	2007	Saturn	Vue	Rocker Pnl	22-6020	22-6025	75"	22-1775
2008	2018	Toyota	Sequoia	Rocker Pnl	22-6020	22-6025	75"	22-1875
2005	2018	Toyota	Tacoma Double Cab	Rocker Pnl	22-6030	22-6035	85"	22-1475
1999	2006	Toyota	Tundra Access Cab	Frame	22-6020	22-6025	75"	22-1345
2007	2018	Toyota	Tundra CrewMax	Rocker Pnl	22-6040	22-6045	91"	22-1665
2004	2006	Toyota	Tundra Double Cab	Frame	22-6030	22-6035	85"	22-1345
2007	2018	Toyota	Tundra Double Cab	Rocker Pnl	22-6020	22-6025	75"	22-1665
2007	2017	Toyota	Tundra Reg Cab	Rocker Pnl	22-6000	22-6005	53"	22-1765

FOOTNOTES:

1. Requires minor drilling. Excludes 09 and up
2. Excludes Daytona, Rumble Bee and SRT-10 models
3. Will not work on vehicles equipped with power retracting boards
4. Excludes 2004 Heritage Edition
5. Heritage Edition only
6. Excludes "Sport" model
7. Excludes Canadian diesel models
8. Excludes new '99 & 2000 1500/2500 body style
9. Will not fit with OE skirt cladding
10. Exclude Chassis Cab w/DEF Tank
11. Exclude Denali.



WESTIN[®]**NERF STEP BARS****GEN X**[™] **OVAL DROP NERF STEP BARS**
304 STAINLESS STEEL / BLACK POWDER COAT

- » Mount kit included
- » 4" upper oval tube
- » Drop step is made of 2" oval tube
- » Fits tight to rocker panel
- » Textured step pad
- » Welded and sealed tube ends
- » U.S. Patent No. 6588793, 6874801

**TEXTURED STEP PAD**

FINISH: Polished
MATERIAL: 304 Stainless Steel
WARRANTY: Lifetime

FINISH: Black Powder Coat
MATERIAL: E-Coated Steel
WARRANTY: 3 Year

START	END	MAKE	MODEL	STAINLESS	BLACK
2015	2018	Chevrolet	Colorado Crew Cab	20-4010	20-4015
2015	2018	Chevrolet	Colorado Ext Cab	20-4000	20-4005
2014	2018	Chevrolet	Silverado 1500 Crew Cab	20-3720	20-3725
1999	2013	Chevrolet	Silverado 1500 Crew Cab ⁴	20-1950	20-1955
2014	2018	Chevrolet	Silverado 1500 Double Cab	20-3710	20-3715
1999	2013	Chevrolet	Silverado 1500 Ext Cab ⁴	20-1680	20-1685
2001	2007	Chevrolet	Silverado 1500HD Crew Cab ⁴	20-1950	20-1955
2015	2018	Chevrolet	Silverado 2500/3500HD Crew Cab	20-3720	20-3725
2001	2014	Chevrolet	Silverado 2500/3500HD Crew Cab ^{1,4}	20-1950	20-1955
2011	2014	Chevrolet	Silverado 2500/3500HD Diesel Crew Cab ^{2,6}	20-3770	20-3775
2011	2014	Chevrolet	Silverado 2500/3500HD Diesel Ext Cab ^{2,6}	20-3760	20-3765
2015	2018	Chevrolet	Silverado 2500/3500HD Double Cab	20-3710	20-3715
2001	2014	Chevrolet	Silverado 2500/3500HD Ext Cab ^{1,4}	20-1680	20-1685
1999	2004	Chevrolet	Silverado 2500LD Crew Cab ⁴	20-1950	20-1955
1999	2004	Chevrolet	Silverado 2500LD Ext Cab ⁴	20-1680	20-1685
2009	2018	Dodge	Ram 1500 Crew Cab	20-3560	20-3565
2009	2018	Dodge	Ram 1500 Quad Cab	20-3550	20-3555
2010	2018	Dodge	Ram 2500/3500 Crew Cab ⁷	20-3560	20-3565
2009	2014	Ford	F-150 SuperCab	20-3510	20-3515
2015	2018	Ford	F-150 SuperCab	20-3930	20-3935
2009	2014	Ford	F-150 SuperCrew	20-3520	20-3525
2015	2018	Ford	F-150 SuperCrew	20-3940	20-3945
2004	2008	Ford	F-150 SuperCrew ⁵	20-2360	20-2365
2017	2018	Ford	F-250/350 Crew Cab	20-3940	20-3945
2017	2018	Ford	F-250/350 Super Cab	20-3930	20-3935
1999	2016	Ford	F-250/350/450/550HD Crew Cab	20-1330	20-1335
1999	2016	Ford	F-250/350/450/550HD Super Cab	20-1310	20-1315
2015	2018	GMC	Canyon Crew Cab	20-4010	20-4015
2015	2018	GMC	Canyon Ext Cab	20-4000	20-4005
2014	2018	GMC	Sierra 1500 Crew Cab	20-3720	20-3725
1999	2013	GMC	Sierra 1500 Crew Cab ⁴	20-1950	20-1955
2014	2018	GMC	Sierra 1500 Double Cab	20-3710	20-3715
1999	2013	GMC	Sierra 1500 Ext Cab ⁴	20-1680	20-1685
2001	2007	GMC	Sierra 1500HD Crew Cab ⁴	20-1950	20-1955
2015	2018	GMC	Sierra 2500/3500HD Crew Cab	20-3720	20-3725
2001	2014	GMC	Sierra 2500/3500HD Crew Cab ^{1,4}	20-1950	20-1955
2011	2014	GMC	Sierra 2500/3500HD Diesel Crew Cab ^{2,6}	20-3770	20-3775
2011	2014	GMC	Sierra 2500/3500HD Diesel Ext Cab ^{2,6}	20-3760	20-3765
2015	2018	GMC	Sierra 2500/3500HD Double Cab	20-3710	20-3715
2001	2014	GMC	Sierra 2500/3500HD Ext Cab ^{1,4}	20-1680	20-1685
1999	2004	GMC	Sierra 2500LD Crew Cab ⁴	20-1950	20-1955
1999	2004	GMC	Sierra 2500LD Ext Cab ⁴	20-1680	20-1685
2018	2018	Jeep	Wrangler JL 2dr (Excl 2018 JK)	-	20-4065
2018	2018	Jeep	Wrangler JL 4dr (Excl 2018 JK)	-	20-4075
2007	2018	Jeep	Wrangler 2Dr JK (Excl. 2018 JL) ³	20-3310	20-3315
2007	2018	Jeep	Wrangler Unlimited 4Dr JK (Excl. 2018 JL) ³	20-3290	20-3295
2009	2018	Ram	Ram 1500 Crew Cab	20-3560	20-3565
2009	2018	Ram	Ram 1500 Quad Cab	20-3550	20-3555
2010	2018	Ram	Ram 2500/3500 Crew Cab ⁷	20-3560	20-3565
2005	2018	Toyota	Tacoma Access Cab	20-2670	20-2675
2005	2018	Toyota	Tacoma Double Cab	20-2770	20-2775
2007	2018	Toyota	Tundra CrewMax	20-3250	20-3255
2007	2018	Toyota	Tundra Double Cab	20-3240	20-3245

FOOTNOTES:

1. Excludes 2011+ Diesel models 2. HD Diesel model only 3. Wrinkle black finish 4. Drilling required on 2006 and earlier models, and 2007 "Classic" 5. Excludes 2004 Heritage Edition 6. Minor drilling required
 7. Exclude Chassis Cab w/DEF Tank

RUNNING BOARDS


WESTIN®

PATENT PENDING

NEW SG6 RUNNING BOARDS

BRITE ALUMINUM / BLACK ALUMINUM

- » Stylish modern design
- » Corrosion resistant extruded aluminum base board
- » Aggressive textured step area with slip resistant pad
- » Cradle mounted boards
- » Includes 1" rubber close out flange
- » Optional light kit for end caps part no. 27-60000



FINISH: Brite
MATERIAL: Aluminum
WARRANTY: 5 Year

FINISH: Black
MATERIAL: Aluminum
WARRANTY: 5 Year

RUNNING BOARDS

START	END	MAKE	MODEL	BRITE	BLACK	LENGTH	REQUIRED MOUNT KIT
2008	2017	Buick	Enclave ⁴	27-5710	27-5715	68"	27-1835
2003	2013	Chevrolet	Avalanche (w/ out cladding)	27-5740	27-5745	90"	27-1645
1992	2000	Chevrolet	C/K-Series Crew Cab 5 (Excl '99-00 new body style)	27-5740	27-5745	90"	27-1045
1988	2000	Chevrolet	C/K-Series Ext Cab (Excl '99-00 new body style)	27-5730	27-5735	79"	27-1005
2004	2012	Chevrolet	Colorado Crew Cab ⁴	27-5720	27-5725	75"	27-1595
2015	2018	Chevrolet	Colorado Crew Cab ^{4,16}	27-5720	27-5725	75"	27-2205
2004	2012	Chevrolet	Colorado Ext Cab ^{2,4}	27-5710	27-5715	68"	27-1585
2015	2018	Chevrolet	Colorado Ext Cab ^{4,16}	27-5710	27-5715	68"	27-2205
2001	2007	Chevrolet	Silverado "Classic" 1500/2500/3500HD Crew Cab	27-5740	27-5745	90"	27-1285
1999	2007	Chevrolet	Silverado "Classic" 1500/2500LD Ext Cab	27-5730	27-5735	79"	27-1025
2001	2007	Chevrolet	Silverado "Classic" 2500/3500HD Ext Cab	27-5730	27-5735	79"	27-1025
2014	2018	Chevrolet	Silverado 1500 Crew Cab ⁴	27-5750	27-5755	86"	27-2145
2007	2013	Chevrolet	Silverado 1500 Crew Cab ^{4,15}	27-5750	27-5755	86"	27-1755
2014	2018	Chevrolet	Silverado 1500 Double Cab ⁴	27-5720	27-5725	75"	27-2145
2007	2013	Chevrolet	Silverado 1500 Ext Cab ^{4,15}	27-5720	27-5725	75"	27-1745
2015	2018	Chevrolet	Silverado 2500/3500HD Crew Cab ^{4,11}	27-5750	27-5755	86"	27-2145
2007	2014	Chevrolet	Silverado 2500/3500HD Crew Cab ^{4,15,16}	27-5750	27-5755	86"	27-1755
2015	2018	Chevrolet	Silverado 2500/3500HD Double Cab ¹¹	27-5720	27-5725	75"	27-2145
2007	2014	Chevrolet	Silverado 2500/3500HD Ext Cab ^{4,15,16}	27-5720	27-5725	75"	27-1745
1992	1999	Chevrolet	Suburban	27-5740	27-5745	90"	27-1045
2000	2004	Chevrolet	Suburban (Excl 02-04 Z71)	27-5740	27-5745	90"	27-1035
2005	2013	Chevrolet	Suburban (Excl Z71 and Hybrid) ⁴	27-5740	27-5745	90"	27-1645
1995	1999	Chevrolet	Tahoe 2dr	27-5710	27-5715	68"	27-1015
1995	1999	Chevrolet	Tahoe 4dr	27-5720	27-5725	75"	27-1015
2000	2004	Chevrolet	Tahoe 4dr (Excl 02-04 Z71)	27-5720	27-5725	75"	27-1035
2005	2014	Chevrolet	Tahoe 4dr (Excl Z71 & Hybrid) ⁴	27-5720	27-5725	75"	27-1645
2002	2009	Chevrolet	Trailblazer	27-5710	27-5715	68"	27-1355
2002	2006	Chevrolet	Trailblazer EXT	27-5740	27-5745	90"	27-1495
2009	2017	Chevrolet	Traverse ⁴	27-5710	27-5715	68"	27-1835
2018	2018	Chevrolet	Traverse Limited	27-5730	27-5735	79"	27-1835
2001	2004	Dodge	Dakota Quad Cab	27-5760	27-5765	83"	27-1305
2005	2011	Dodge	Dakota Quad Cab	27-5720	27-5725	75"	27-1655
2011	2018	Dodge	Durango ¹	27-5720	27-5725	75"	27-1975
2004	2010	Dodge	Durango ⁴	27-5720	27-5725	75"	27-1545
1994	2001	Dodge	Ram 1500 3 dr & Quad Cab	27-5720	27-5725	75"	27-1185
2019	2019	Dodge	Ram 1500 Crew Cab	27-5760	27-5765	86"	27-2245
2009	2018	Dodge	Ram 1500 Crew Cab	27-5760	27-5765	83"	27-1905
2009	2018	Dodge	Ram 1500 Quad Cab	27-5720	27-5725	75"	27-1905
2002	2008	Dodge	Ram 1500 Quad Cab 6	27-5730	27-5735	79"	27-1375
1994	2002	Dodge	Ram 2500/3500 3 dr & Quad Cab	27-5730	27-5735	79"	27-1185
2010	2018	Dodge	Ram 2500/3500 Crew Cab ¹⁶	27-5760	27-5765	83"	27-1905
2003	2009	Dodge	Ram 2500/3500 Quad Cab ⁶	27-5730	27-5735	79"	27-1375
2008	2009	Dodge	Ram 4500/5500 Quad Cab	27-5730	27-5735	79"	27-1375
1999	2005	Ford	Excursion ⁴	27-5740	27-5745	90"	27-1215
1997	2006	Ford	Expedition	27-5720	27-5725	75"	27-1815
2007	2014	Ford	Expedition ^{4,7}	27-5720	27-5725	75"	27-1815
2007	2014	Ford	Expedition EL ^{4,7}	27-5740	27-5745	90"	27-1815
2011	2018	Ford	Explorer 4dr	27-5710	27-5715	68"	27-1965
1995	2001	Ford	Explorer 4dr (Excl 2002 body style) ^{3,4}	27-5710	27-5715	68"	27-1115
2002	2005	Ford	Explorer 4dr (Excl Sport model)	27-5730	27-5735	79"	27-1345
2006	2010	Ford	Explorer 4dr ⁷	27-5730	27-5735	79"	27-1675
2007	2010	Ford	Explorer Sport Trac ⁴	27-5730	27-5735	79"	27-1795
2009	2014	Ford	F-150 SuperCab	27-5730	27-5735	79"	27-1525
2015	2018	Ford	F-150 SuperCab	27-5730	27-5735	79"	27-2175
2004	2008	Ford	F-150 SuperCab ^{4,17}	27-5730	27-5735	79"	27-1525
2001	2003	Ford	F-150 SuperCrew	27-5730	27-5735	79"	27-1265
2015	2018	Ford	F-150 SuperCrew	27-5740	27-5745	90"	27-2195
2009	2014	Ford	F-150 SuperCrew ⁴	27-5740	27-5745	90"	27-1885
2004	2008	Ford	F-150 SuperCrew ^{4,17}	27-5750	27-5755	86"	27-1535
1997	2004	Ford	F-150/250LD SuperCab, 3 & 4Dr ⁹	27-5710	27-5715	68"	27-1265
2017	2018	Ford	F-250/350 Crew Cab	27-5740	27-5745	90"	27-2195
2017	2018	Ford	F-250/350 SuperCab	27-5730	27-5735	79"	27-2175
1999	2016	Ford	F-250/350 Super Duty Crew Cab ⁴	27-5740	27-5745	90"	27-1215
1999	2016	Ford	F-250/350 Super Duty SuperCab	27-5730	27-5735	79"	27-1205
2007	2016	GMC	Acadia (Excl Denali) ⁴	27-5710	27-5715	68"	27-1835

CONTINUED ON NEXT PAGE →

SG6 RUNNING BOARDS — CONTINUED —

START	END	MAKE	MODEL	BRITE	BLACK	LENGTH	REQUIRED MOUNT KIT
2004	2012	GMC	Canyon Crew Cab ⁴	27-5720	27-5725	75"	27-1595
2004	2012	GMC	Canyon Ext Cab ⁴	27-5710	27-5715	68"	27-1585
2015	2018	GMC	Canyon Crew Cab ^{4,16}	27-5720	27-5725	75"	27-2205
2015	2018	GMC	Canyon Ext Cab ^{4,16}	27-5710	27-5715	68"	27-2205
2002	2010	GMC	Envoy (Excl XUV)	27-5710	27-5715	68"	27-1355
2002	2006	GMC	Envoy XL	27-5740	27-5745	90"	27-1495
1999	2007	GMC	Sierra "Classic" 1500/2500LD Ext Cab	27-5730	27-5735	79"	27-1025
2001	2007	GMC	Sierra "Classic" 2500/3500HD Ext Cab	27-5730	27-5735	79"	27-1025
2014	2018	GMC	Sierra 1500 Crew Cab ⁴	27-5750	27-5755	86"	27-2145
2007	2013	GMC	Sierra 1500 Crew Cab ^{4,15}	27-5750	27-5755	86"	27-1755
2014	2018	GMC	Sierra 1500 Double Cab ⁴	27-5720	27-5725	75"	27-2145
2007	2013	GMC	Sierra 1500 Ext Cab ^{4,15}	27-5720	27-5725	75"	27-1745
2015	2018	GMC	Sierra 2500/3500HD Crew Cab ^{4,11}	27-5750	27-5755	86"	27-2145
2007	2014	GMC	Sierra 2500/3500HD Crew Cab ^{4,15,16}	27-5750	27-5755	86"	27-1755
2015	2018	GMC	Sierra 2500/3500HD Double Cab ¹¹	27-5720	27-5725	75"	27-2145
2007	2014	GMC	Sierra 2500/3500HD Ext Cab ^{4,15,16}	27-5720	27-5725	75"	27-1745
1996	1999	GMC	Yukon 2Dr	27-5710	27-5715	68"	27-1015
1996	1999	GMC	Yukon 4Dr	27-5720	27-5725	75"	27-1015
2000	2004	GMC	Yukon 4Dr (Excl 02-04 Z71) ⁴	27-5720	27-5725	75"	27-1035
2005	2014	GMC	Yukon 4Dr (Excl Z71 & Hybrid) ⁴	27-5720	27-5725	75"	27-1645
2000	2004	GMC	Yukon XL (Excl 02-04 Z71)	27-5740	27-5745	90"	27-1035
2005	2013	GMC	Yukon XL (Excl Z71 & Hybrid) ⁴	27-5740	27-5745	90"	27-1645
2006	2014	Honda	Ridgeline ^{2,4}	27-5760	27-5765	83"	27-1775
2006	2008	Isuzu	I-Series Crew Cab	27-5730	27-5735	79"	27-1595
2006	2008	Isuzu	I-Series Ext Cab	27-5710	27-5715	68"	27-1585
2006	2010	Jeep	Commander ⁴	27-5710	27-5715	68"	27-1785
1994	1998	Jeep	Grand Cherokee (Laredo only)	27-5710	27-5715	68"	27-1165
1999	2004	Jeep	Grand Cherokee (Laredo only)	27-5710	27-5715	68"	27-1075
2011	2018	Jeep	Grand Cherokee ^{1,11}	27-5710	27-5715	68"	27-1975
2005	2010	Jeep	Grand Cherokee ⁴	27-5710	27-5715	68"	27-1785
2002	2005	Mercury	Mountaineer	27-5730	27-5735	79"	27-1345
2006	2010	Mercury	Mountaineer ^{4,7}	27-5730	27-5735	79"	27-1675
2004	2015	Nissan	Armada	27-5730	27-5735	79"	27-1565
2005	2018	Nissan	Frontier Crew Cab ⁴	27-5720	27-5725	75"	27-1635
2005	2018	Nissan	Frontier Ext/King Cab ⁴	27-5710	27-5715	68"	27-1635
2005	2012	Nissan	Pathfinder ⁴	27-5710	27-5715	68"	27-1635
2004	2015	Nissan	Titan Crew Cab ⁴	27-5730	27-5735	79"	27-1565
2004	2015	Nissan	Titan Ext/King Cab ⁴	27-5710	27-5715	68"	27-1565
2019	2019	Ram	Ram 1500 Crew Cab	27-5760	27-5765	83"	27-1905
2009	2018	Ram	Ram 1500 Crew Cab	27-5760	27-5765	83"	27-1905
2009	2018	Ram	Ram 1500 Quad Cab	27-5720	27-5725	75"	27-1905
2010	2018	Ram	Ram 2500/3500 Crew Cab ¹⁸	27-5760	27-5765	83"	27-1905
2003	2009	Toyota	4Runner (base model only) ⁴	27-5710	27-5715	68"	27-1505
2006	2009	Toyota	4Runner ⁴	27-5710	27-5715	68"	27-1505
2010	2018	Toyota	4Runner Limited (Excl Trail Edition) ^{4,12}	27-5710	27-5715	68"	27-1945
2014	2018	Toyota	4Runner SR5 & TRD (Excl Limited) ⁴	27-5710	27-5715	68"	27-2165
2010	2013	Toyota	4Runner SR5 (Excl Trail Edition) ^{4,12}	27-5710	27-5715	68"	27-1945
2010	2017	Toyota	4Runner Trail Edition (Excl Limited) ⁴	27-5710	27-5715	68"	27-2165
2001	2007	Toyota	Highlander (Excl Hybrid) ^{3,5}	27-5710	27-5715	68"	27-1365
2008	2013	Toyota	Highlander ⁴	27-5710	27-5715	68"	27-1855
2008	2018	Toyota	Sequoia	27-5730	27-5735	79"	27-1875
2001	2007	Toyota	Sequoia ⁴	27-5730	27-5735	79"	27-1325
1999	2004	Toyota	Tacoma Access Cab	27-5710	27-5715	68"	27-1085
2005	2018	Toyota	Tacoma Access Cab ⁴	27-5710	27-5715	68"	27-1615
2005	2018	Toyota	Tacoma Double Cab ^{4,8}	27-5730	27-5735	79"	27-1615
2001	2004	Toyota	Tacoma Double Cab, 4dr ⁴	27-5730	27-5735	79"	27-1605
1999	2006	Toyota	Tundra Access Cab	27-5710	27-5715	68"	27-1155
2007	2018	Toyota	Tundra Crew Max ⁴	27-5740	27-5745	90"	27-1725
2004	2006	Toyota	Tundra Double Cab	27-5730	27-5735	79"	27-1325
2007	2018	Toyota	Tundra Double Cab ⁴	27-5730	27-5735	79"	27-1725

FOOTNOTES:

1. Will not fit with OE skirt cladding. 2. Requires board to be shortened. 3. Models with mud flaps use 69" Boards (27-5710/5715) 4. "No Drill" application. 5. Excludes models with mud flaps. 6. Excludes Daytona, Rumble Bee & SRT-10 models. 7. Will not fit on vehicles equipped with power retracting boards. 8. Optional light kit, part # 27-6000, not usable. 9. 2004 Heritage Edition only. 10. Excludes "Sport" model. 11. Excludes Diesel model. 12. Excludes Trail Edition. 13. Excludes "Eco-Boost" models. 14. Minor trimming of driver side splash shield required. 15. Excludes "Classic". 16. Includes Diesel. 17. Excludes Heritage Edition. 18. Exclude Chassis Cab w/DEF Tank 19. For models with pinch weld only


RUNNING BOARDS

WESTIN®

SURE-GRIP RUNNING BOARDS

BRITE, BRUSHED AND BLACK ALUMINUM

- » Mount kit sold separately
- » Corrosion proof extruded aluminum base board
- » Textured rubber step area
- » Cradle mounted boards
- » Injection molded polymer end caps
- » Includes 1" rubber close out flange
- » Optional light kit available (Part No. 27-6000)



Light Kit / Part No. 27-6000
Sold Separately

UNIVERSAL LENGTHS

LENGTH	BRITE	BRUSHED	BLACK
54"	27-6600	27-6100	27-6105
69"	27-6610	27-6110	27-6115
72"	27-6620	27-6120	27-6125
79"	27-6630	27-6130	27-6135
85"	27-6650	27-6150	27-6155
93"	27-6640	27-6140	27-6145

FINISH: Brite, Brushed and Black
MATERIAL: Extruded Rubber Step
and Aluminum Base Board
WARRANTY: 5 Year

START	END	MAKE	MODEL	BRITE	BRUSHED	BLACK	LENGTH	REQUIRED MOUNT KIT
2002	2004	Acura	MDX	27-6610	27-6110	27-6115	69"	27-1445
2009	2013	Acura	MDX	27-6610	27-6110	27-6115	69"	27-1985
2008	2017	Buick	Enclave ⁴	27-6620	27-6120	27-6125	72"	27-1835
2002	2004	Chevrolet	Astro Van ('03 models w/ A/C will need adjusting)	27-6630	27-6130	27-6135	79"	27-1395
2002	2006	Chevrolet	Avalanche (w/ cladding)	27-6630	27-6130	27-6135	79"	27-1645
2003	2013	Chevrolet	Avalanche (w/ out cladding)	27-6640	27-6140	27-6145	93"	27-1645
1997	2004	Chevrolet	Blazer S-Series (4dr only)	27-6620	27-6120	27-6125	72"	27-1105
1992	2000	Chevrolet	C/K-Series Crew Cab 5 (Excl '99-00 new body style)	27-6640	27-6140	27-6145	93"	27-1045
1988	2000	Chevrolet	C/K-Series Ext Cab (Excl '99-00 new body style)	27-6630	27-6130	27-6135	79"	27-1005
2004	2012	Chevrolet	Colorado Crew Cab ⁴	27-6630	27-6130	27-6135	79"	27-1595
2015	2018	Chevrolet	Colorado Crew Cab ^{4, 16}	27-6630	27-6130	27-6135	79"	27-2205
2004	2012	Chevrolet	Colorado Ext Cab ^{2, 4}	27-6610	27-6110	27-6115	69"	27-1585
2015	2018	Chevrolet	Colorado Ext Cab ^{4, 16}	27-6610	27-6110	27-6115	69"	27-2205
1997	2004	Chevrolet	S-10 Pickup Ext Cab	27-6620	27-6120	27-6125	72"	27-1105
2001	2007	Chevrolet	Silverado "Classic" 1500/2500/3500HD Crew Cab	27-6640	27-6140	27-6145	93"	27-1285
1999	2007	Chevrolet	Silverado "Classic" 1500/2500LD Ext Cab	27-6630	27-6130	27-6135	79"	27-1025
1999	2007	Chevrolet	Silverado "Classic" 1500/2500LD Reg Cab	27-6600	27-6100	27-6105	54"	27-1455
2001	2007	Chevrolet	Silverado "Classic" 2500/3500HD Ext Cab	27-6630	27-6130	27-6135	79"	27-1025
2001	2007	Chevrolet	Silverado "Classic" 2500/3500HD Reg Cab	27-6600	27-6100	27-6105	54"	27-1455
2014	2018	Chevrolet	Silverado 1500 Crew Cab ⁴	27-6650	27-6150	27-6155	85"	27-2145
2007	2013	Chevrolet	Silverado 1500 Crew Cab ^{4, 15}	27-6650	27-6150	27-6155	85"	27-1755
2014	2018	Chevrolet	Silverado 1500 Double Cab ⁴	27-6630	27-6130	27-6135	79"	27-2145
2007	2013	Chevrolet	Silverado 1500 Ext Cab ^{4, 15}	27-6630	27-6130	27-6135	79"	27-1745
2014	2018	Chevrolet	Silverado 1500 Reg Cab ⁴	27-6600	27-6100	27-6105	54"	27-2135
2007	2013	Chevrolet	Silverado 1500 Reg Cab ^{4, 15}	27-6600	27-6100	27-6105	54"	27-1735
2007	2014	Chevrolet	Silverado 2500/3500 Reg Cab ^{4, 15, 16}	27-6600	27-6100	27-6105	54"	27-1735
2015	2018	Chevrolet	Silverado 2500/3500HD Crew Cab ^{4, 11}	27-6650	27-6150	27-6155	85"	27-2145
2007	2014	Chevrolet	Silverado 2500/3500HD Crew Cab ^{4, 15, 16}	27-6650	27-6150	27-6155	85"	27-1755
2015	2018	Chevrolet	Silverado 2500/3500HD Double Cab ¹¹	27-6630	27-6130	27-6135	79"	27-2145
2007	2014	Chevrolet	Silverado 2500/3500HD Ext Cab ^{4, 15, 16}	27-6630	27-6130	27-6135	79"	27-1745
2015	2018	Chevrolet	Silverado 2500/3500HD Reg Cab ^{4, 11}	27-6600	27-6100	27-6105	54"	27-2135
1992	1999	Chevrolet	Suburban	27-6640	27-6140	27-6145	93"	27-1045
2000	2004	Chevrolet	Suburban (Excl 02-04 Z71)	27-6640	27-6140	27-6145	93"	27-1035
2005	2013	Chevrolet	Suburban (Excl Z71 and Hybrid) ⁴	27-6640	27-6140	27-6145	93"	27-1645
1995	1999	Chevrolet	Tahoe 2dr	27-6620	27-6120	27-6125	72"	27-1015
1995	1999	Chevrolet	Tahoe 4dr	27-6630	27-6130	27-6135	79"	27-1015
2000	2004	Chevrolet	Tahoe 4dr (Excl 02-04 Z71)	27-6630	27-6130	27-6135	79"	27-1035
2005	2014	Chevrolet	Tahoe 4dr (Excl Z71 & Hybrid) ⁴	27-6630	27-6130	27-6135	79"	27-1645
2002	2009	Chevrolet	Trailblazer	27-6620	27-6120	27-6125	72"	27-1355
2002	2006	Chevrolet	Trailblazer EXT	27-6640	27-6140	27-6145	93"	27-1495
2009	2017	Chevrolet	Traverse ⁴	27-6620	27-6120	27-6125	72"	27-1835
2018	2018	Chevrolet	Traverse Limited	27-6620	27-6120	27-6125	72"	27-1835
2006	2009	Chrysler	Aspen	27-6630	27-6130	27-6135	79"	27-1545
1999	2000	Dodge	Dakota Quad Cab	27-6630	27-6130	27-6135	79"	27-1175
2001	2004	Dodge	Dakota Quad Cab	27-6630	27-6130	27-6135	79"	27-1305
2005	2011	Dodge	Dakota Quad Cab	27-6650	27-6150	27-6155	85"	27-1655
1998	2000	Dodge	Durango	27-6630	27-6130	27-6135	79"	27-1175
2011	2018	Dodge	Durango ¹	27-6630	27-6130	27-6135	79"	27-1975
2004	2010	Dodge	Durango ⁴	27-6630	27-6130	27-6135	79"	27-1545
1994	2001	Dodge	Ram 1500 3 dr & Quad Cab	27-6630	27-6130	27-6135	79"	27-1185
2019	2019	Dodge	Ram 1500 Crew Cab	27-6650	27-6150	27-6155	85"	27-2245
2009	2018	Dodge	Ram 1500 Crew Cab	27-6650	27-6150	27-6155	85"	27-1905
2009	2018	Dodge	Ram 1500 Quad Cab	27-6630	27-6130	27-6135	79"	27-1905
2002	2008	Dodge	Ram 1500 Quad Cab ⁶	27-6630	27-6130	27-6135	79"	27-1375
2009	2018	Dodge	Ram 1500 Reg Cab	27-6600	27-6100	27-6105	54"	27-1895
1994	2002	Dodge	Ram 2500/3500 3 dr & Quad Cab	27-6630	27-6130	27-6135	79"	27-1185
2010	2018	Dodge	Ram 2500/3500 Crew Cab ¹⁸	27-6650	27-6150	27-6155	85"	27-1905
2003	2009	Dodge	Ram 2500/3500 Quad Cab ⁶	27-6630	27-6130	27-6135	79"	27-1375
2010	2018	Dodge	Ram 2500/3500 Reg Cab ¹⁸	27-6600	27-6100	27-6105	54"	27-1895
2008	2009	Dodge	Ram 4500/5500 Quad Cab	27-6630	27-6130	27-6135	79"	27-1375
2007	2014	Ford	Edge ^{4, 6, 10, 15, 14}	27-6620	27-6120	27-6125	72"	27-1825
1999	2005	Ford	Excursion ⁴	27-6640	27-6140	27-6145	93"	27-1215
1997	2006	Ford	Expedition	27-6630	27-6130	27-6135	79"	27-1815
2007	2014	Ford	Expedition ^{4, 7}	27-6630	27-6130	27-6135	79"	27-1815

CONTINUED ON NEXT PAGE →

SURE-GRIP RUNNING BOARDS

— CONTINUED —

START	END	MAKE	MODEL	FINISH			LENGTH	REQUIRED
				BRITE	BRUSHED	BLACK		MOUNT KIT
2007	2014	Ford	Expedition EL ^{4,7}	27-6640	27-6140	27-6145	93"	27-1815
2011	2018	Ford	Explorer 4dr	27-6620	27-6120	27-6125	72"	27-1965
1995	2001	Ford	Explorer 4dr (Excl 2002 body style) ^{3,4}	27-6620	27-6120	27-6125	72"	27-1115
2002	2005	Ford	Explorer 4dr (Excl Sport model)	27-6630	27-6130	27-6135	79"	27-1345
2006	2010	Ford	Explorer 4dr ⁷	27-6630	27-6130	27-6135	79"	27-1675
2007	2010	Ford	Explorer Sport Trac ⁴	27-6630	27-6130	27-6135	79"	27-1795
2015	2018	Ford	F-150 Reg Cab	27-6600	27-6100	27-6105	54"	27-2175
2004	2014	Ford	F-150 Reg Cab ^{2,4,17}	27-6610	27-6110	27-6115	69"	27-1535
2009	2014	Ford	F-150 SuperCab	27-6630	27-6130	27-6135	79"	27-1525
2015	2018	Ford	F-150 SuperCab	27-6630	27-6130	27-6135	79"	27-2175
2004	2008	Ford	F-150 SuperCab ^{4,17}	27-6630	27-6130	27-6135	79"	27-1525
2001	2003	Ford	F-150 SuperCrew	27-6630	27-6130	27-6135	79"	27-1265
2015	2018	Ford	F-150 SuperCrew	27-6640	27-6140	27-6145	93"	27-2195
2009	2014	Ford	F-150 SuperCrew ⁴	27-6640	27-6140	27-6145	93"	27-1885
2004	2008	Ford	F-150 SuperCrew ^{4,17}	27-6650	27-6150	27-6155	85"	27-1535
1997	2004	Ford	F-150/250LD SuperCab, 3 & 4dr ⁹	27-6620	27-6120	27-6125	72"	27-1265
2017	2018	Ford	F-250/350 Crew Cab	27-6640	27-6140	27-6145	93"	27-2195
2017	2018	Ford	F-250/350 Reg Cab	27-6600	27-6100	27-6105	54"	27-2175
2017	2018	Ford	F-250/350 Super Cab	27-6630	27-6130	27-6135	79"	27-2175
1999	2016	Ford	F-250/350 Super Duty Crew Cab ⁴	27-6640	27-6140	27-6145	93"	27-1215
1999	2016	Ford	F-250/350 Super Duty SuperCab	27-6630	27-6130	27-6135	79"	27-1205
1998	2002	Ford	Ranger Ext Cab (4dr only) ^{2,19}	27-6620	27-6120	27-6125	72"	27-1145
2007	2016	GMC	Acadia (Excl Denali) ⁴	27-6620	27-6120	27-6125	72"	27-1835
2004	2012	GMC	Canyon Crew Cab ⁴	27-6630	27-6130	27-6135	79"	27-1595
2004	2012	GMC	Canyon Ext Cab ⁴	27-6610	27-6110	27-6115	69"	27-1585
2015	2018	GMC	Canyon Crew Cab ^{4,16}	27-6630	27-6130	27-6135	79"	27-2205
2015	2018	GMC	Canyon Ext Cab ^{4,16}	27-6610	27-6110	27-6115	69"	27-2205
2002	2010	GMC	Envoy (Excl XUV)	27-6620	27-6120	27-6125	72"	27-1355
2002	2006	GMC	Envoy XL	27-6640	27-6140	27-6145	93"	27-1495
1997	2004	GMC	Jimmy S-Series (4dr only)	27-6620	27-6120	27-6125	72"	27-1105
2002	2004	GMC	Safari Van (w/out cladding)	27-6630	27-6130	27-6135	79"	27-1395
1999	2007	GMC	Sierra "Classic" 1500/2500LD Ext Cab	27-6630	27-6130	27-6135	79"	27-1025
1999	2007	GMC	Sierra "Classic" 1500/2500LD Reg Cab	27-6600	27-6100	27-6105	54"	27-1455
2001	2007	GMC	Sierra "Classic" 2500/3500HD Ext Cab	27-6630	27-6130	27-6135	79"	27-1025
2001	2007	GMC	Sierra "Classic" 2500/3500HD Reg Cab	27-6600	27-6100	27-6105	54"	27-1455
2014	2018	GMC	Sierra 1500 Crew Cab ⁴	27-6650	27-6150	27-6155	85"	27-2145
2007	2013	GMC	Sierra 1500 Crew Cab ^{4,15}	27-6650	27-6150	27-6155	85"	27-1755
2014	2018	GMC	Sierra 1500 Double Cab ⁴	27-6630	27-6130	27-6135	79"	27-2145
2007	2013	GMC	Sierra 1500 Ext Cab ^{4,15}	27-6630	27-6130	27-6135	79"	27-1745
2014	2018	GMC	Sierra 1500 Reg Cab ⁴	27-6600	27-6100	27-6105	54"	27-2135
2007	2013	GMC	Sierra 1500 Reg Cab ^{4,15}	27-6600	27-6100	27-6105	54"	27-1735
2007	2014	GMC	Sierra 2500/3500 Reg Cab ^{4,15,16}	27-6600	27-6100	27-6105	54"	27-1735
2015	2018	GMC	Sierra 2500/3500HD Crew Cab ^{4,11}	27-6650	27-6150	27-6155	85"	27-2145
2007	2014	GMC	Sierra 2500/3500HD Crew Cab ^{4,15,16}	27-6650	27-6150	27-6155	85"	27-1755
2015	2018	GMC	Sierra 2500/3500HD Double Cab ¹¹	27-6630	27-6130	27-6135	79"	27-2145
2007	2014	GMC	Sierra 2500/3500HD Ext Cab ^{4,15,16}	27-6630	27-6130	27-6135	79"	27-1745
2015	2018	GMC	Sierra 2500/3500HD Reg Cab ^{4,11}	27-6600	27-6100	27-6105	54"	27-2135
1997	2004	GMC	Sonoma Ext Cab	27-6620	27-6120	27-6125	72"	27-1105
1996	1999	GMC	Yukon 2dr	27-6621	27-6120	27-6125	72"	27-1015
1996	1999	GMC	Yukon 4dr	27-6630	27-6130	27-6135	79"	27-1015
2000	2004	GMC	Yukon 4dr (Excl 02-04 Z71) ⁴	27-6630	27-6130	27-6135	79"	27-1035
2005	2014	GMC	Yukon 4dr (Excl Z71 & Hybrid) ⁴	27-6630	27-6130	27-6135	79"	27-1645
2000	2004	GMC	Yukon XL (excl 02-04 Z71)	27-6640	27-6140	27-6145	93"	27-1035
2005	2013	GMC	Yukon XL (Excl Z71 & Hybrid) ⁴	27-6640	27-6140	27-6145	93"	27-1645
2002	2006	Honda	CR-V	27-6610	27-6110	27-6115	69"	27-1435
2007	2011	Honda	CR-V ⁸	27-6610	27-6110	27-6115	69"	27-1865
2003	2008	Honda	Pilot	27-6610	27-6110	27-6115	69"	27-1445
2009	2012	Honda	Pilot	27-6610	27-6110	27-6115	69"	27-1985
2006	2014	Honda	Ridgeline ^{2,4}	27-6650	27-6150	27-6155	85"	27-1775
2001	2006	Hyundai	Santa Fe	27-6610	27-6110	27-6115	69"	27-1415
2015	2015	Hyundai	Santa Fe	27-6610	27-6110	27-6115	69"	27-2185
2007	2012	Hyundai	Santa Fe ⁸	27-6610	27-6110	27-6115	69"	27-1845
2004	2009	Infiniti	QX	27-6630	27-6130	27-6135	79"	27-1565
2003	2008	Isuzu	Ascender 5 Passenger	27-6620	27-6120	27-6125	72"	27-1355
2003	2006	Isuzu	Ascender 7 Passenger	27-6640	27-6140	27-6145	93"	27-1495
2006	2008	Isuzu	I-Series Crew Cab	27-6630	27-6130	27-6135	79"	27-1595
2006	2008	Isuzu	I-Series Ext Cab	27-6610	27-6110	27-6115	69"	27-1585
2006	2010	Jeep	Commander ⁴	27-6620	27-6120	27-6125	72"	27-1785
1994	1998	Jeep	Grand Cherokee (Laredo only)	27-6620	27-6120	27-6125	72"	27-1165
1999	2004	Jeep	Grand Cherokee (Laredo only)	27-6620	27-6120	27-6125	72"	27-1075
2011	2017	Jeep	Grand Cherokee ^{1,11}	27-6610	27-6110	27-6115	69"	27-1975
2005	2010	Jeep	Grand Cherokee ⁴	27-6620	27-6120	27-6125	72"	27-1785
2006	2008	Lincoln	Mark LT	27-6650	27-6150	27-6155	85"	27-1535
2007	2015	Lincoln	MKX ^{4,8,13,14}	27-6620	27-6120	27-6125	72"	27-1825
2002	2005	Mercury	Mountaineer	27-6630	27-6130	27-6135	79"	27-1345
2006	2010	Mercury	Mountaineer ^{4,7}	27-6630	27-6130	27-6135	79"	27-1675
2004	2015	Nissan	Armada	27-6630	27-6130	27-6135	79"	27-1565
2005	2018	Nissan	Frontier Crew Cab ⁴	27-6630	27-6130	27-6135	79"	27-1635
2005	2018	Nissan	Frontier Ext/King Cab ⁴	27-6610	27-6110	27-6115	69"	27-1635

CONTINUED ON NEXT PAGE ➔

SURE-GRIP RUNNING BOARDS

— CONTINUED —

START	END	MAKE	MODEL	BRITE	BRUSHED	BLACK	LENGTH	REQUIRED MOUNT KIT
2005	2012	Nissan	Pathfinder ⁴	27-6620	27-6120	27-6125	72"	27-1635
2004	2015	Nissan	Titan Crew Cab ⁴	27-6630	27-6130	27-6135	79"	27-1565
2004	2015	Nissan	Titan Ext/King Cab ⁴	27-6620	27-6120	27-6125	72"	27-1565
2002	2004	Oldsmobile	Bravada	27-6620	27-6120	27-6125	72"	27-1355
2019	2019	Ram	Ram 1500 Crew Cab	27-6650	27-6150	27-6155	85"	27-2245
2009	2018	Ram	Ram 1500 Crew Cab	27-6650	27-6150	27-6155	85"	27-1905
2009	2018	Ram	Ram 1500 Quad Cab	27-6630	27-6130	27-6135	79"	27-1905
2009	2018	Ram	Ram 1500 Reg Cab	27-6600	27-6100	27-6105	54"	27-1895
2010	2018	Ram	Ram 2500/3500 Crew Cab ¹⁸	27-6650	27-6150	27-6155	85"	27-1905
2010	2018	Ram	Ram 2500/3500 Reg Cab ¹⁸	27-6600	27-6100	27-6105	54"	27-1895
2007	2010	Saturn	Outlook ⁴	27-6620	27-6120	27-6125	72"	27-1835
2002	2005	Saturn	Vue	27-6620	27-6120	27-6125	72"	27-1405
2003	2009	Toyota	4Runner (base model only) ⁴	27-6610	27-6110	27-6115	69"	27-1505
2006	2009	Toyota	4Runner ⁴	27-6620	27-6120	27-6125	72"	27-1505
2010	2018	Toyota	4Runner Limited (Excl Trail Edition) ^{4, 12}	27-6620	27-6120	27-6125	72"	27-1945
2014	2018	Toyota	4Runner SR5 & TRD (Excl Limited) ⁴	27-6620	27-6120	27-6125	72"	27-2165
2010	2013	Toyota	4Runner SR5 (Excl Trail Edition) ^{4, 12}	27-6620	27-6120	27-6125	72"	27-1945
2010	2017	Toyota	4Runner Trail Edition (Excl Limited) ⁴	27-6610	27-6110	27-6115	69"	27-2165
2001	2007	Toyota	Highlander (Excl Hybrid) ^{3, 5}	27-6620	27-6120	27-6125	72"	27-1365
2008	2013	Toyota	Highlander ⁴	27-6620	27-6120	27-6125	72"	27-1855
2006	2012	Toyota	RAV4	27-6610	27-6110	27-6115	69"	27-1705
2008	2018	Toyota	Sequoia	27-6630	27-6130	27-6135	79"	27-1875
2001	2007	Toyota	Sequoia ⁴	27-6630	27-6130	27-6135	79"	27-1325
1999	2004	Toyota	Tacoma Access Cab	27-6620	27-6120	27-6125	72"	27-1085
2005	2018	Toyota	Tacoma Access Cab ⁴	27-6620	27-6120	27-6125	72"	27-1615
2005	2018	Toyota	Tacoma Double Cab ^{4, 8}	27-6630	27-6130	27-6135	79"	27-1615
2001	2004	Toyota	Tacoma Double Cab, 4dr ⁴	27-6630	27-6130	27-6135	79"	27-1605
2005	2018	Toyota	Tacoma Reg Cab ⁴	27-6600	27-6100	27-6105	54"	27-1625
1999	2006	Toyota	Tundra Access Cab	27-6620	27-6120	27-6125	72"	27-1155
2007	2018	Toyota	Tundra Crew Max ⁴	27-6640	27-6140	27-6145	93"	27-1725
2004	2006	Toyota	Tundra Double Cab	27-6630	27-6130	27-6135	79"	27-1325
2007	2018	Toyota	Tundra Double Cab ⁴	27-6630	27-6130	27-6135	79"	27-1725
2007	2017	Toyota	Tundra Reg Cab ^{2, 4}	27-6600	27-6100	27-6105	54"	27-1805

FOOTNOTES:

1. Will not fit with OE skirt cladding. 2. Requires board to be shortened. 3. Models with mud flaps use 69" Boards (27-6110/6115/6610). 4. "No Drill" application. 5. Excludes models with mud flaps. 6. Excludes Daytona, Rumble Bee & SRT-10 models. 7. Will not fit on vehicles equipped with power retracting boards. 8. Optional light kit, part # 27-6000, not usable. 9. 2004 Heritage Edition only. 10. Excludes "Sport" model. 11. Excludes Diesel model. 12. Excludes Trail Edition. 13. Excludes "Eco-Boost" models. 14. Minor trimming of driver side splash shield required. 15. Excludes "Classic". 16. Includes Diesel. 17. Excludes Heritage Edition. 18. Exclude Chassis Cab w/DEF Tank 19. For models with pinch weld only

MOLDED RUNNING BOARDS

BLACK MOLDED ALUMINUM

- » Mount kit sold separately
- » Injection molded top aluminum base board
- » OEM style design
- » UV resistant black molded polymer
- » Cradle mounted boards
- » Available in lighted and unlighted



FINISH: Black
 MATERIAL: Molded Polymer Step
 and Aluminum Base Board
 WARRANTY: 5 Year

UNIVERSAL LENGTHS		
LENGTH	UNLIGHTED	LIGHTED
72"	27-0000	27-0005
79"	27-0010	27-0015
93"	27-0020	27-0025

START	END	MAKE	MODEL	UNLIGHTED	LIGHTED	LENGTH	REQUIRED MOUNT KIT
2002	2004	Chevrolet	Astro Van ('03 models w/ A/C will need adjusting)	27-0010	27-0015	79	27-1395
2002	2006	Chevrolet	Avalanche (w/ cladding)	27-0010	—	79	27-1645
2003	2013	Chevrolet	Avalanche (w/ out cladding)	27-0020	27-0025	93	27-1645
1997	2004	Chevrolet	Blazer S-Series (4dr only) ²	27-0000	27-0005	72	27-1105
1992	2000	Chevrolet	C/K-Series Crew Cab 5 (excl. '99-00 new body style)	27-0020	27-0025	93	27-1045
1988	2000	Chevrolet	C/K-Series Ext Cab (excl. '99-00 new body style)	27-0010	27-0015	79	27-1005
2015	2018	Chevrolet	Colorado Crew Cab ¹	27-0010	27-0015	79	27-2205
1997	2004	Chevrolet	S-10 Pickup Ext Cab ²	27-0000	27-0005	72	27-1105
2001	2007	Chevrolet	Silverado "Classic" 1500/2500/3500HD Crew Cab	27-0020	27-0025	93	27-1285
1999	2007	Chevrolet	Silverado "Classic" 1500/2500LD Ext Cab	27-0010	27-0015	79	27-1025
2001	2007	Chevrolet	Silverado "Classic" 2500/3500HD Ext Cab	27-0010	27-0015	79	27-1025
2014	2018	Chevrolet	Silverado 1500 Double Cab ¹	27-0010	27-0015	79	27-2145
2007	2013	Chevrolet	Silverado 1500 Ext Cab ¹	27-0010	27-0015	79	27-1745
2007	2014	Chevrolet	Silverado 2500/3500 Ext Cab ¹	27-0010	27-0015	79	27-1745
2015	2018	Chevrolet	Silverado 2500/3500HD Double Cab	27-0010	27-0015	79	27-2145
2000	2004	Chevrolet	Suburban (excl. 02-04 Z71) ²	27-0020	27-0025	93	27-1035
2005	2013	Chevrolet	Suburban (excl. Z71 and Hybrid) ^{1,2}	27-0020	27-0025	93	27-1645
1992	1999	Chevrolet	Suburban ²	27-0020	27-0025	93	27-1045
1995	1999	Chevrolet	Tahoe 2dr ²	27-0000	27-0005	72	27-1015
2000	2004	Chevrolet	Tahoe 4dr (excl. 02-04 Z71) ²	27-0010	27-0015	79	27-1035
2005	2014	Chevrolet	Tahoe 4dr (excl. Z71 & Hybrid) ^{1,4}	27-0010	27-0015	79	27-1645
1995	1999	Chevrolet	Tahoe 4dr ²	27-0010	27-0015	79	27-1015
2002	2009	Chevrolet	Trailblazer	27-0000	27-0005	72	27-1355
2002	2006	Chevrolet	Trailblazer EXT	27-0020	27-0025	93	27-1495
2006	2009	Chrysler	Aspen	27-0010	27-0015	79	27-1545
1999	2000	Dodge	Dakota Quad Cab	27-0010	27-0015	79	27-1175
2001	2004	Dodge	Dakota Quad Cab	27-0010	27-0015	79	27-1305
1998	2000	Dodge	Durango	27-0010	27-0015	79	27-1175
2004	2010	Dodge	Durango ¹	27-0010	27-0015	79	27-1545
1994	2001	Dodge	Ram 1500 3 dr & Quad Cab ²	27-0010	27-0015	79	27-1185
2009	2018	Dodge	Ram 1500 Quad Cab	27-0010	27-0015	79	27-1905
2002	2008	Dodge	Ram 1500 Quad Cab ⁴	27-0010	27-0015	79	27-1375
1994	2002	Dodge	Ram 2500/3500 3 dr & Quad Cab ²	27-0010	27-0015	79	27-1185
2003	2009	Dodge	Ram 2500/3500 Quad Cab ⁴	27-0010	27-0015	79	27-1375
2009	2018	Dodge	Ram 2500/3500Quad Cab	27-0010	27-0015	79	27-1905
2008	2009	Dodge	Ram 4500/5500 Quad Cab	27-0010	27-0015	79	27-1375
1998	2005	Ford	Excursion ¹	27-0020	27-0025	93	27-1215
1997	2006	Ford	Expedition	27-0010	27-0015	79	27-1815
2007	2014	Ford	Expedition ^{1,5}	27-0010	27-0015	79	27-1815
2007	2014	Ford	Expedition EL ^{1,5}	27-0020	27-0025	93	27-1815
1995	2001	Ford	Explorer 4dr (Excl 2002 body style) ¹	27-0000	27-0005	72	27-1115
2002	2005	Ford	Explorer 4dr (Excl Sport model)	27-0010	27-0015	79	27-1345
2006	2010	Ford	Explorer 4dr ⁵	27-0010	27-0015	79	27-1675
2007	2010	Ford	Explorer Sport Trac ¹	27-0010	27-0015	79	27-1795
2009	2014	Ford	F-150 SuperCab	27-0010	27-0015	79	27-1525
2004	2008	Ford	F-150 SuperCab ¹	27-0010	27-0015	79	27-1525
2001	2003	Ford	F-150 SuperCrew	27-0010	27-0015	79	27-1265
2009	2014	Ford	F-150 SuperCrew ¹	27-0020	27-0025	93	27-1885
1997	2004	Ford	F-150/250LD SuperCab, 3 & 4dr ⁶	27-0000	27-0005	72	27-1265
1999	2016	Ford	F-250/350 Super Duty Crew Cab ¹	27-0020	27-0025	93	27-1215
1999	2016	Ford	F-250/350 Super Duty SuperCab	27-0010	27-0015	79	27-1205
1998	2002	Ford	Ranger Ext Cab (4dr only) ^{1,2,7}	27-0000	27-0005	72	27-1145
2015	2018	GMC	Canyon Crew Cab ¹	27-0010	27-0015	79	27-2205
2002	2010	GMC	Envoy (excl. XUV)	27-0000	27-0005	72	27-1355
2002	2006	GMC	Envoy XL	27-0020	27-0025	93	27-1495
1997	2004	GMC	Jimmy S-Series (4dr only)	27-0000	27-0005	72	27-1105
1997	2004	GMC	Jimmy S-Series (4dr only)	27-0000	27-0005	72	27-1105
2002	2004	GMC	Safari Van (w/out cladding)	27-0010	27-0015	79	27-1395
1999	2007	GMC	Sierra "Classic" 1500/2500LD Ext Cab	27-0010	27-0015	79	27-1025
2001	2007	GMC	Sierra "Classic" 2500/3500HD Ext Cab	27-0010	27-0015	79	27-1025
2014	2018	GMC	Sierra 1500 Double Cab ¹	27-0010	27-0015	79	27-2145
2007	2013	GMC	Sierra 1500 Ext Cab 1 (Excl Classic)	27-0010	27-0015	79	27-1745
2007	2014	GMC	Sierra 2500/3500 Ext Cab (Excl Classic) ¹	27-0010	27-0015	79	27-1745
2015	2018	GMC	Sierra 2500/3500HD Double Cab	27-0010	27-0015	79	27-2145
1997	2004	GMC	Sonoma Ext Cab	27-0000	27-0005	72	27-1105

CONTINUED ON NEXT PAGE →

MOLDED RUNNING BOARDS

— CONTINUED —

START	END	MAKE	MODEL	UNLIGHTED	LIGHTED	LENGTH	REQUIRED MOUNT KIT
1996	1999	GMC	Yukon 2dr	27-0000	27-0005	72	27-1015
1996	1999	GMC	Yukon 4dr	27-0010	27-0015	79	27-1015
2000	2004	GMC	Yukon 4dr (excl. 02-04 Z71) ^{1,2}	27-0010	27-0015	79	27-1035
2005	2014	GMC	Yukon 4dr (excl. Z71 & Hybrid) ^{1,2}	27-0010	27-0015	79	27-1645
2000	2004	GMC	Yukon XL (excl. 02-04 Z71) ²	27-0020	27-0025	93	27-1035
2005	2013	GMC	Yukon XL (excl. Z71 & Hybrid) ^{1,2}	27-0020	27-0025	93	27-1645
2004	2009	Infiniti	QX	27-0010	27-0015	79	27-1565
2003	2008	Isuzu	Ascender 5 Passenger	27-0000	27-0005	72	27-1355
2003	2006	Isuzu	Ascender 7 Passenger	27-0020	27-0025	93	27-1495
1994	1998	Jeep	Grand Cherokee (Laredo only)	27-0000	27-0005	72	27-1165
1999	2004	Jeep	Grand Cherokee (Laredo only)	27-0000	27-0005	72	27-1075
2002	2005	Mercury	Mountaineer	27-0010	27-0015	79	27-1345
2006	2010	Mercury	Mountaineer ^{1,5}	27-0010	27-0015	79	27-1675
2004	2015	Nissan	Armada	27-0010	27-0015	79	27-1565
2005	2015	Nissan	Frontier Crew Cab ¹	27-0010	27-0015	79	27-1635
2005	2012	Nissan	Pathfinder ¹	27-0000	27-0005	72	27-1635
2004	2015	Nissan	Titan Crew Cab ¹	27-0010	27-0015	79	27-1565
2004	2015	Nissan	Titan Ext/King Cab ¹	27-0000	27-0005	72	27-1565
2002	2004	Oldsmobile	Bravada	27-0000	27-0005	72	27-1355
2009	2018	Ram	Ram 1500 Quad Cab	27-0010	27-0015	79	27-1905
2009	2018	Ram	Ram 2500/3500Quad Cab	27-0010	27-0015	79	27-1905
2002	2005	Saturn	Vue	27-0000	27-0005	72	27-1405
2006	2009	Toyota	4Runner ¹	27-0000	27-0005	72	27-1505
2010	2018	Toyota	4Runner Limited (Excl Trail Edition) ¹	27-0000	27-0005	72	27-1945
2014	2018	Toyota	4Runner SR5 & TRD (Excl Limited) ¹	27-0000	27-0005	72	27-2165
2010	2013	Toyota	4Runner (Excl Trail Editio) ¹	27-0000	27-0005	72	27-1945
2010	2017	Toyota	4Runner Trail Edition (Excl Limited)	27-000	27-005	72	27-2165
2001	2007	Toyota	Highlander (excl. Hybrid) ¹	27-0000	27-0005	72	27-1365
2008	2018	Toyota	Sequoia	27-0010	27-0015	79	27-1875
2001	2007	Toyota	Sequoia ¹	27-0010	—	79	27-1325
1999	2004	Toyota	Tacoma Access Cab	27-0000	27-0005	72	27-1085
2005	2018	Toyota	Tacoma Access Cab ¹	27-0000	27-0005	72	27-1615
2005	2016	Toyota	Tacoma Double Cab ¹	27-0010	—	79	27-1615
2001	2004	Toyota	Tacoma Double Cab, 4dr ¹	27-0010	27-0015	79	27-1605
1999	2006	Toyota	Tundra Access Cab	27-0000	27-0005	72	27-1155
2007	2018	Toyota	Tundra Crew Max ¹	27-0020	27-0025	93	27-1725
2004	2006	Toyota	Tundra Double Cab	27-0010	—	79	27-1325
2007	2018	Toyota	Tundra Double Cab ¹	27-0010	27-0015	79	27-1725

FOOTNOTES:

1. "No Drill" application
2. Molded Board Gap strip # 27-9901 recommended, (sold separately)
3. Excludes models with mud flaps
4. Excludes Daytona, Rumble Bee & SRT-10 models
5. Will not fit on vehicles equipped with power retracting boards
6. 2004 Heritage Edition only
7. For models with pinch weld only

RUNNING BOARDS




STYLIZED RUNNING BOARDS

304 STAINLESS STEEL / BLACK POWDER COAT

- » Mount kit included
- » 5" wide rubberized step surface
- » Stylized molded trim piece at both ends
- » Includes gap strip
- » Cradle mounted boards
- » 304 stainless steel trim with polished finish or mild steel trim with black powder coat finish
- » Bolt-on installation – no drilling required*

**On most applications*




FINISH: Polished
MATERIAL: Aluminum Base Board
WARRANTY: Lifetime

FINISH: Black Powder Coat
MATERIAL: Aluminum Base Board
WARRANTY: 5 Year

START	END	MAKE	MODEL	STAINLESS	BLACK	LENGTH
2009	2013	Acura	MDX	28-21190	28-21195	69"
2009	2017	Chevrolet	Traverse	28-21070	28-21075	79"
2009	2018	Chevrolet	Traverse Limited	28-21070	28-21075	79"
2011	2014	Ford	Edge	28-21050	28-21055	72"
2013	2015	Ford	Escape	28-21010	28-21015	72"
2011	2018	Ford	Explorer ^{1,2}	28-21170	28-21175	75"
2007	2016	GMC	Acadia ³	28-21070	28-21075	79"
2012	2016	Honda	CR-V ²	28-21000	28-21005	65"
2009	2015	Honda	Pilot	28-21190	28-21195	69"
2013	2016	Nissan	Pathfinder	28-21150	28-21155	79"
2008	2013	Nissan	Rogue	28-21040	28-21045	69"
2008	2013	Toyota	Highlander	28-21140	28-21145	72"
2014	2016	Toyota	Highlander ¹	28-21180	28-21185	72"
2013	2015	Toyota	RAV4	28-21030	28-21035	69"

FOOTNOTES:

1. Drilling required 2. Cutting of side cladding is required 3. Excludes Denali





RUNNING BOARDS

WESTIN®

HD RUNNING BOARDS

TEXTURED BLACK / SILVER POWDER COAT

- » Mount kit included
- » HD 14 gauge diamond tread
- » Heavy duty welded steel construction
- » Step surface includes 1" splash guard made of continuous single sheet of metal
- » Optional boot scraper included
- » Silver finish available for vans only
- » Made in the USA



FINISH: Textured Black
 MATERIAL: Steel
 WARRANTY: 3 Year

FINISH: Silver Powder Coat
 MATERIAL: Steel
 WARRANTY: 3 Year



BOOT SCRAPER INCLUDED

START	END	MAKE	MODEL	TEXTURED BLACK
2003	2007	Chevrolet	Silverado "Classic" 1500 Reg Cab ¹	57-51405
2003	2007	Chevrolet	Silverado "Classic" 1500 Ext Cab ¹	57-51685
2003	2007	Chevrolet	Silverado "Classic" 1500 Crew Cab ¹	57-51955
2007	2018	Chevrolet	Silverado 1500 Reg Cab ¹	57-51405
2007	2018	Chevrolet	Silverado 1500 Ext/Double Cab	57-51685
2007	2018	Chevrolet	Silverado 1500 Crew Cab	57-51955
2003	2007	Chevrolet	Silverado "Classic" 1500HD/2500LD Reg Cab ¹	57-51405
2003	2007	Chevrolet	Silverado "Classic" 1500HD/2500LD Ext Cab ¹	57-51685
2003	2007	Chevrolet	Silverado "Classic" 1500HD/2500LD Crew Cab ¹	57-51955
2007	2018	Chevrolet	Silverado 2500/3500HD Reg Cab ^{1,4}	57-51405
2007	2018	Chevrolet	Silverado 2500/3500HD ⁴	57-51685
2007	2018	Chevrolet	Silverado 2500/3500HD Crew Cab ⁴	57-51955
2009	2018	Dodge	Ram 1500 Reg Cab	57-53545
2009	2018	Dodge	Ram 1500 Quad Cab	57-53555
2009	2018	Dodge	Ram 1500 Crew Cab	57-53565
2010	2018	Dodge	Ram 2500/3500 Reg Cab	57-53545
2010	2018	Dodge	Ram 2500/3500 Crew Cab	57-53565
2015	2018	Ford	F-150 Reg Cab	57-53925
2017	2018	Ford	F-250/350 Reg Cab	57-53925
2015	2018	Ford	F-150 Super Cab	57-53935
2017	2018	Ford	F-250/350 Super Cab	57-53935
2015	2018	Ford	F-150 SuperCrew	57-53945
2017	2018	Ford	F-250/350 Crew Cab	57-53945
2004	2014	Ford	F-150 Reg Cab ²	57-53505
2004	2014	Ford	F-150 Super Cab ²	57-53515
2009	2014	Ford	F-150 Super Crew	57-53525
2004	2008	Ford	F-150 Super Crew ²	57-52365
2008	2016	Ford	F-250/350 Super Duty Reg Cab	57-51325
2008	2016	Ford	F-250/350 Super Cab	57-51315
2008	2016	Ford	F-250/350 Crew Cab	57-51335
2003	2007	GMC	Sierra "Classic" 1500 Reg Cab ¹	57-51405
2003	2007	GMC	Sierra "Classic" 1500 Ext Cab ¹	57-51685
2003	2007	GMC	Sierra "Classic" 1500 Crew Cab ¹	57-51955
2007	2018	GMC	Sierra 1500 Reg Cab ¹	57-51405
2007	2018	GMC	Sierra 1500 Ext/Double Cab	57-51685
2007	2018	GMC	Sierra 1500 Crew Cab	57-51955
2003	2007	GMC	Sierra "Classic" 1500HD/2500LD Reg Cab ¹	57-51405
2003	2007	GMC	Sierra "Classic" 1500HD/2500LD Ext Cab ¹	57-51685
2003	2007	GMC	Sierra "Classic" 1500HD/2500LD Crew Cab ¹	57-51955
2007	2018	GMC	Sierra 2500/3500HD Reg Cab ^{1,4}	57-51405
2007	2018	GMC	Sierra 2500/3500HD ⁴	57-51685
2007	2018	GMC	Sierra 2500/3500HD Crew Cab ⁴	57-51955
2009	2018	Ram	Ram 1500 Reg Cab	57-53545
2009	2018	Ram	Ram 1500 Quad Cab	57-53555
2009	2018	Ram	Ram 1500 Crew Cab	57-53565
2010	2018	Ram	Ram 2500/3500 Reg Cab	57-53545
2010	2018	Ram	Ram 2500/3500 Crew Cab	57-53565
2007	2018	Toyota	Tundra Double Cab	57-53245
2007	2018	Toyota	Tundra CrewMax	57-53255

VANS

START	END	MAKE	MODEL	SILVER
1996	2017	Chevrolet/GMC	Express/Savana ^{1,3}	57-53743
2004	2014	Ford	E-Series Van ³	57-53733

FOOTNOTES:

1. Drilling required 2. Excludes 2004 Heritage Model 3. Boot scraper not included 4. Includes Diesel

PATENT PENDING

NEW HDX LED GRILLE

TEXTURED BLACK

- » 11 Gauge steel frame with laser cut Westin logo
- » (1) Double Row combo LED light bar
- » (2) Flood or spot single row LED light bars*
- » 16 Gauge steel light housing
- » Adjustable center bar lets you direct light beam
- » Form fitted mesh grille
- » Outer grille frame features torx head accents
- » Bolt-on installation - No drilling required

*LED light beam configuration varies by application.
 Note: Grille trimming required on some applications

FINISH: Textured Black

MATERIAL: Steel

WARRANTY: 5 Year

LED WARRANTY: Limited Lifetime



**SEMA 2017
 BEST NEW EXTERIOR
 ACCESSORY PRODUCT**

START	END	MAKE	MODEL	POWER OUTPUT	BEAM TYPE	LEDS	RAW LUMENS	BEAM DISTANCE	OPERATING VOLTAGE	TEXTURE BLACK
2016	2018	Chevrolet	Silverado 1500	120 30	Combo Flood	40 x 3W Cree 6 x 5W Cree	10800 2980	849 299	9V-30V 9V-30V	34-1005
2015	2018	Chevrolet	Silverado 2500/3500 ^{2,3}	120 30	Combo Flood	40 x 3W Cree 6 x 5W Cree	10800 2980	849 299	9V-30V 9V-30V	34-1015
2015	2018	Chevrolet	Colorado (Excl ZR2 Model)	72 30	Combo Flood	24 x 3W Cree 6 x 5W Cree	6480 2980	610 299	9V-30V 9V-30V	34-1025
2013	2018	Dodge	Ram 2500/3500HD	120 9	Combo Spot	40 x 3W Osram 3 x 3W Osram	4050 810	3379 1227	9V-30V 9V-30V	34-1095
2018	2018	Ford	F-150	120 30	Combo Flood	40 x 3W Cree 6 x 5W Cree	10800 2980	849 299	9V-30V 9V-30V	34-1105
2015	2017	Ford	F-150 (Excl Raptor) ⁴	120 30	Combo Flood	40 x 3W Cree 6 x 5W Cree	10800 2980	849 299	9V-30V 9V-30V	34-1045
2017	2018	Ford	F-250/350	120 30	Combo Flood	40 x 3W Cree 6 x 5W Cree	10800 2980	849 299	9V-30V 9V-30V	34-1055
2013	2018	Dodge/Ram	Ram 1500 (Excl Rebel) ¹	120 9	Combo Spot	40 x 3W Osram 3 x 3W Osram	4050 810	3379 1227	9V-30V 9V-30V	34-1035
2018	2018	Jeep	Wrangler JL (Excl 2018 JK)	TBD TBD	TBD TBD	TBD TBD	TBD TBD	TBD TBD	TBD TBD	TBD TBD
2016	2018	Nissan	Titan XD	120 30	Combo Flood	40 x 3W Osram 6 x 5W Cree	4050 2980	3379 299	9V-30V 9V-30V	34-1085
2013	2018	Ram	Ram 2500/3500HD	120 9	Combo Spot	40 x 3W Osram 3 x 3W Osram	4050 810	3379 1227	9V-30V 9V-30V	34-1095
2014	2018	Toyota	4Runner SR5/Trail/TRD	TBD TBD	TBD TBD	TBD TBD	TBD TBD	TBD TBD	TBD TBD	34-1125
2016	2018	Toyota	Tacoma	72 30	Combo Flood	24 x 3W Cree 6 x 5W Cree	6480 2980	610 299	9V-30V 9V-30V	34-1065
2014	2018	Toyota	Tundra	120 30	Combo Flood	40 x 3W Cree 6 x 5W Cree	10800 2980	849 299	9V-30V 9V-30V	34-1075

FOOTNOTES:

1. Plastic air louver housing trimming required. 2. Grille trimming required 3. Radiator cover trimming required 4. Will interfere with front camera

GRILLES

WESTIN®

GRILLE GUARDS



SEMA 2017
"Best New Exterior
Accessory Product"



SPECIFIC VEHICLE APPLICATIONS



2016-2018 CHEVROLET SILVERADO 1500



2015-2018 CHEVROLET SILVERADO 2500/3500



2015-2018 CHEVROLET COLORADO



2013-2018 RAM 1500 (EXCLUDES REBEL MODEL)



2015-2017 FORD F150



2018 FORD F150



2016-2018 TOYOTA TACOMA



2013-2018 RAM 2500/3500HD

HDX GRILLE GUARD

304 STAINLESS STEEL / BLACK POWDER COAT

- » Mount kit included
- » 2 in. tube full wraparound wings
- » Full punch plate grille
- » 1-Piece solid construction
- » Extra wide rubber upright strips
- » 1-1/4" tube for support wings*
- » Heavy duty 2-3/4" wide rubber strips
- » Mounting hardware included
- » Set of 2 light clamps sold separately
- » Sensor Re-locator available in black or polished

*On some applications

FINISH: Polished


MATERIAL: 304 Stainless Steel

WARRANTY: Lifetime

FINISH: Black Powder Coat

MATERIAL: E-Coated Steel

WARRANTY: 3 Year



START	END	MAKE	MODEL	STAINLESS	BLACK
2003	2007	Chevrolet	Silverado "Classic" 1500 ^{1,6}	57-1170	57-1175
2003	2007	Chevrolet	Silverado "Classic" 1500HD/2500LD	57-1910	57-1915
2007	2013	Chevrolet	Silverado 1500 ^{1,13}	57-2270	57-2275
2014	2015	Chevrolet	Silverado 1500 ^{1,7,11,12}	57-3680	57-3685
2016	2018	Chevrolet	Silverado 1500 ^{12,16}	57-3870	57-3875
2007	2010	Chevrolet	Silverado 2500/3500HD ^{1,13}	57-2310	57-2315
2011	2014	Chevrolet	Silverado 2500/3500HD ^{1,13,14}	57-3610	57-3615
2015	2018	Chevrolet	Silverado 2500/3500HD ¹²	57-3780	57-3785
2015	2018	Chevrolet	Suburban/Tahoe ^{7,8,12,16,17,20}	-	57-3805
2006	2008	Dodge	Ram 1500 ⁴	57-1950	57-1955
2006	2009	Dodge	Ram 2500/3500	57-1950	57-1955
2009	2018	Dodge	Ram 1500 ^{4,5,7,8,12,18}	57-3540	57-3545
2010	2018	Dodge	Ram 2500/3500 ^{1,8,12}	57-3550	57-3555
2015	2018	Ford	F-150 w/Front Camera	57-3930	57-3935
2017	2018	Ford	F-250/350 w/Front Camera	57-3940	57-3945
2009	2014	Ford	F-150 ^{1,2,3,7}	57-2500	57-2505
2004	2008	Ford	F-150 ^{3,21}	57-2010	57-2015
2015	2018	Ford	F-150 (Excludes 2017 & up Raptor Edition)(Excl Platinum Edition) ^{7,8,15,16,19}	57-3830	57-3835
2017	2018	Ford	F-250/350 ^{1,3,7,15}	57-3900	57-3905
2008	2010	Ford	F-250/350 Super Duty ¹	57-2360	57-2365
2011	2016	Ford	F-250/350 Super Duty ^{1,7,8}	57-2370	57-2375
2014	2015	GMC	Sierra 1500 ^{1,7,8,9,10}	57-3690	57-3695
2016	2018	GMC	Sierra 1500 ^{12,16,19}	-	57-3925
2007	2013	GMC	Sierra 1500 ¹⁴	57-2290	57-2295
2007	2010	GMC	Sierra 2500/3500HD (Excl Denali)	57-2330	57-2335
2011	2014	GMC	Sierra 2500/3500HD (Excl Denali) ⁷	57-3660	57-3665
2015	2018	GMC	Sierra 2500/3500HD ¹²	57-3790	57-3795
2016	2018	Nissan	Titan XD ²²	-	57-3915
2009	2018	Ram	Ram 1500 ^{4,5,7,8,12,18}	57-3540	57-3545
2010	2018	Ram	Ram 2500/3500 ^{1,8,12}	57-3550	57-3555
2014	2018	Toyota	4Runner SR5/Trail/TRD	-	57-3825
2016	2018	Toyota	Tacoma ^{22,23,24,25}	-	57-3885
2007	2013	Toyota	Tundra	57-2230	57-2235
2014	2018	Toyota	Tundra ^{7,24}	57-3700	57-3705

FOOTNOTES:

1. Trimming of air dam/lower bumper valance required
2. Trimming of second air dam required
3. Excludes "Harley Davidson" and "Raptor" edition
4. Excludes "Sport" model
5. Excludes "Express" model
6. Removal of air scoop mounted behind tow hooks required
7. Will interfere with "Adaptive Cruise (Speed) Control", or Forward Collision Warning Systems that feature grille mounted laser control sensors if equipped
8. Removal of tow hooks required for installation if equipped
9. Factory tow hooks can be re-installed
10. Does not fit Chevrolet Silverado
11. Does not fit GMC Sierra
12. Will interfere with function of front parking sensor if equipped
13. Excludes "Classic" model
14. Drilling required
15. Will interfere with function of front camera if equipped
16. Minor trimming to tow hook pocket area required
17. Trimming to front bumper plastic required
18. Excludes Rebel model
19. Factory Tow hooks cannot be re-used
20. Exclude models with "Lane Departure Distance Module"
21. Drilling required on 2004 and 2005 vehicles only
22. Lower valance must be trimmed or removed
23. Special TRD skid plate cannot be re-used
24. Special TRD tow hook cannot be re-used
25. Aluminum A/C line will need to be slightly bent to clear upper bracket



SUGGESTED OPTIONAL PRODUCTS (SOLD SEPARATELY)



SPORTSMAN GRILLE GUARD

304 STAINLESS STEEL / BLACK POWDER COAT

- » Mount kit included
- » 1-Piece solid construction
- » Uprights include 1-1/2" rubber strips
- » Single or double hood bar (varies by application)
- » Removable headlight area cross bars
- » Mounts up to 4 auxiliary lights across center channel
- » Sensor re-locator available in black or polished (See page 62)

FINISH: Polished
MATERIAL: 304 Stainless Steel
WARRANTY: Lifetime
FINISH: Black Powder Coat
MATERIAL: Steel
WARRANTY: 3 Year



SENSOR RE-LOCATORS... PAGE 61



START	END	MAKE	MODEL	HOOD BAR	STAINLESS	BLACK
2007	2013	Cadillac	Escalade EXT/ESV (Excl Platinum)	Single	45-2130	40-2135
2007	2013	Chevrolet	Avalanche 1500	Single	45-2110	40-2115
2003	2006	Chevrolet	Avalanche 1500 w/ out cladding	Single	45-1170	40-1175
1992	1994	Chevrolet	Blazer (full size)	Single	—	40-0085
1988	1998	Chevrolet	C/K-Series 1500/2500LD; 2500/3500HD '88-00 ¹⁵	Double	45-0080	40-0085
2015	2018	Chevrolet	Colorado 2/4 WD ¹⁵	Double	45-3840	40-3845
2004	2012	Chevrolet	Colorado 2/4 WD ^{15, 24}	Single	45-1510	40-1515
2003	2007	Chevrolet	Silverado "Classic" 1500LD ^{1, 3, 13}	Double	45-1170	40-1175
2003	2007	Chevrolet	Silverado "Classic" 2500/3500HD ^{7, 13, 15}	Single	45-1240	40-1245
2007	2013	Chevrolet	Silverado 1500 ²¹	Double	45-2270	40-2275
2016	2018	Chevrolet	Silverado 1500 ^{32, 37}	Double	45-3870	40-3875
2014	2015	Chevrolet	Silverado 1500 ^{5, 26, 32}	Double	45-3680	40-3685
1999	2002	Chevrolet	Silverado 1500LD ⁷	Single	45-0180	40-0185
2007	2010	Chevrolet	Silverado 2500/3500HD ²¹	Double	45-2310	40-2315
2011	2014	Chevrolet	Silverado 2500/3500HD ^{21, 26}	Double	45-3610	40-3615
2015	2018	Chevrolet	Silverado 2500/3500HD ³²	Double	45-3780	40-3785
1992	1999	Chevrolet	Suburban	Single	45-0080	40-0085
2007	2014	Chevrolet	Suburban 1500 (Excl Hybrid)	Single	45-2110	40-2115
2007	2014	Chevrolet	Suburban 2500	Single	45-2150	40-2155
2015	2018	Chevrolet	Suburban ^{3, 5, 17, 32, 38}	Double	45-3800	40-3805
2000	2006	Chevrolet	Suburban ⁷	Single	45-0180	40-0185
1995	1999	Chevrolet	Tahoe	Single	45-0080	40-0085
2007	2014	Chevrolet	Tahoe 1500 (Excl Hybrid)	Single	45-2110	40-2115
2000	2006	Chevrolet	Tahoe 1500 ⁷	Single	45-0180	40-0185
2015	2018	Chevrolet	Tahoe ^{3, 5, 17, 32, 38}	Double	45-3800	40-3805
1997	2004	Dodge	Dakota (max 5" lights) ¹⁰	Single	45-0140	40-0145
2005	2011	Dodge	Dakota ^{3, 17}	Single	45-1660	40-1665
1998	2003	Dodge	Durango (max 5" lights)	Single	45-0140	40-0145
1994	2001	Dodge	Ram 1500 (Excl Sport) ^{8, 9, 10}	Single	—	40-0605
2002	2005	Dodge	Ram 1500 (incl. Sport Model) ^{17, 18}	Single	45-1200	40-1205
2006	2008	Dodge	Ram 1500 ^{5, 15}	Single	45-1950	40-1955
2006	2009	Dodge	Ram 2500/3500 (Excl Power Wagon Package) ⁵	Single	45-1950	40-1955
1994	2002	Dodge	Ram 2500/3500 (Excl Sport) ^{8, 9, 10}	Single	—	40-0605
2003	2005	Dodge	Ram 2500/3500 (incl. Sport Model) ^{17, 18}	Single	45-1200	40-1205
2006	2009	Dodge	Ram Mega-Cab ^{5, 15}	Single	45-1950	40-1955
2009	2018	Dodge	Ram 1500 ^{5, 13, 26, 32, 35}	Double	45-3540	40-3545
2010	2018	Dodge	Ram 2500/3500 ^{26, 32}	Double	45-3550	40-3555
2000	2005	Ford	Excursion	Single	45-1640	40-1645
2000	2004	Ford	Excursion	Double	45-0220	40-0225
2007	2014	Ford	Expedition ^{26, 28}	Single	45-2400	40-2405
1999	2002	Ford	Expedition 2WD ¹⁰	Single	—	40-0485
1997	2002	Ford	Expedition 4WD ⁴	Double	45-0240	40-0245

CONTINUED ON NEXT PAGE ➡

SPORTSMAN GRILLE GUARD

— CONTINUED —

START	END	MAKE	MODEL	HOOD BAR	STAINLESS	BLACK
2006	2010	Ford	Explorer 4 dr	Double	45-2030	40-2035
2011	2015	Ford	Explorer 4 dr ²⁶	Double	45-3620	40-3625
2001	2004	Ford	Explorer Sport 2 dr	Double	—	40-0805
2001	2006	Ford	Explorer Sport Trac	Double	—	40-0805
2015	2018	Ford	F-150 (Excludes 2017 & up Raptor Edition)(Excl Platinum Edition) ^{3, 17, 33, 36}	Double	45-3830	40-3835
2004	2005	Ford	F-150 2/4WD (Excl Heritage Edition) ^{3, 17}	Single	45-1390	40-1395
2006	2008	Ford	F-150 2/4WD ^{3, 17}	Single	45-2010	40-2015
2009	2014	Ford	F-150 ^{25, 26}	Double	45-2500	40-2505
2001	2003	Ford	F-150 SuperCrew 4WD only	Single	45-0240	40-0245
1999	2004	Ford	F-150/250LD 2WD ^{5, 23}	Single	—	40-0485
1997	2004	Ford	F-150/250LD 4WD ^{4, 23}	Single	45-0240	40-0245
2017	2018	Ford	F-250/350 ^{5, 25, 26, 33}	Double	45-3900	40-3905
2008	2010	Ford	F-250/350 Super Duty	Single	45-2360	40-2365
2011	2016	Ford	F-250/350 Super Duty ²⁶	Double	45-2370	40-2375
2005	2007	Ford	F-250/350/450/550 Super Duty	Double	45-1640	40-1645
1999	2004	Ford	F-250/350/450/550 Super Duty (Excl Harley Davidson Edition)	Single	45-0220	40-0225
2006	2011	Ford	Ranger (Excl STX models) ¹⁵	Single	—	40-2055
2001	2005	Ford	Ranger/Ranger "Edge" ¹⁹	Double	—	40-0885
1988	1998	GMC	C/K-Series 1500; 88-00 2500/3500 ^{1, 34}	Single	45-0080	40-0085
2004	2012	GMC	Canyon 2/4 WD ^{15, 24}	Single	45-1510	40-1515
2002	2009	GMC	Envoy/Envoy XL/Envoy SUV	Double	—	40-1095
1992	1994	GMC	Jimmy (full size)	Single	45-0080	40-0085
2003	2007	GMC	Sierra "Classic" 1500LD ^{1, 7, 17}	Single	45-1220	40-1225
2003	2007	GMC	Sierra "Classic" 2500/3500HD ⁷	Single	45-1260	40-1265
2007	2013	GMC	Sierra 1500 (Excl Denali) ²¹	Double	45-2290	40-2295
2014	2015	GMC	Sierra 1500 (Excl Denali) ^{5, 17, 26, 29, 30}	Double	45-3690	40-3695
1999	2002	GMC	Sierra 1500LD ⁷	Single	—	40-0335
2015	2018	GMC	Sierra 2500/3500 ³²	Double	45-3790	40-3795
2007	2010	GMC	Sierra 2500/3500HD ²¹	Double	45-2330	40-2335
2011	2014	GMC	Sierra 2500/3500HD ^{21, 26}	Double	45-3660	40-3665
1992	1999	GMC	Yukon (Excl Denali)	Single	45-0080	40-0085
2000	2006	GMC	Yukon/Yukon XL (Excl Denali) ⁷	Single	—	40-0335
2007	2014	GMC	Yukon/Yukon XL 1500 (Excl Hybrid)	Single	45-2130	40-2135
2006	2010	Hummer	H3	Single	45-1920	40-1925
2003	2008	Isuzu	Ascender	Single	—	40-1095
2006	2008	Isuzu	i-Series ¹⁵	Single	45-1510	40-1515
2005	2007	Jeep	Grand Cherokee	Single	45-1990	40-1995
2014	2018	Jeep	Grand Cherokee ^{17, 26, 32}	Double	45-3810	40-3815
2011	2013	Jeep	Grand Cherokee ²⁶	Single	45-3640	40-3645
1999	2004	Jeep	Grand Cherokee Laredo ^{6, 20}	Single	—	40-0125
1999	2003	Jeep	Grand Cherokee Limited	Single	—	40-0125
2008	2012	Jeep	Liberty	Single	—	40-2475
2001	2010	Mazda	B-Series Pickup (Excl Dual Sport models)	Single	—	40-0885
2004	2015	Nissan	Armada 2/4WD ^{17, 19, 22, 26, 28}	Single	45-1480	40-1485
2005	2011	Nissan	Frontier ^{14, 17}	Single	45-2060	40-2065
2012	2018	Nissan	Frontier ^{5, 17}	Double	45-2070	40-2075
1999.5	2004	Nissan	Pathfinder	Single	45-0820	40-0825
2008	2012	Nissan	Pathfinder	Single	45-2600	40-2605
2005	2007	Nissan	Pathfinder ^{14, 17}	Single	45-2060	40-2065
2004	2015	Nissan	Titan King/Crew Cab ^{17, 19, 22}	Single	45-1480	40-1485
2016	2018	Nissan	Titan XD	Single	45-3910	40-3915
2002	2004	Nissan	Xterra	Double	—	40-1435
2009	2018	Ram	Ram 1500 ^{5, 13, 26, 32, 35}	Double	45-3540	40-3545
2010	2018	Ram	Ram 2500/3500 ^{26, 32}	Double	45-3550	40-3555
2003	2005	Toyota	4Runner	Single	45-1280	40-1285
2006	2009	Toyota	4Runner	Single	45-2190	40-2195
2010	2013	Toyota	4Runner ²⁶	Single	45-3600	40-3605
2014	2018	Toyota	4Runner ^{31, 32}	Double	45-3820	40-3825
2006	2014	Toyota	FJ Cruiser ¹⁹	Double	45-2210	40-2215
1998	2004	Toyota	Tacoma ¹²	Double	—	40-0905
2016	2018	Toyota	Tacoma ^{16, 39, 40}	Double	45-3880	40-3885
2005	2015	Toyota	Tacoma ^{39, 40}	Double	45-1600	40-1605
2003	2006	Toyota	Tundra (Excl D-Cab)	Single	45-1360	40-1365
2007	2013	Toyota	Tundra ^{26, 27, 40}	Double	45-2230	40-2235
2014	2018	Toyota	Tundra ^{26, 40, 41}	Double	45-3700	40-3705

FOOTNOTES:

1. See separate listings for 1999-04 Silverado and Sierra body styles. 2. Excludes Sport Models with a diesel engine. 3. On models without tow hooks, some modification of lower bumper fascia is necessary. 4. Must have tow hooks. 5. Cutting of air dam/bumper valance required. 6. Bumper cover must be removed to install the mount brackets. Replacement fasteners are provided to re-attach cover. 7. Vehicle's grille must be removed to install the mount brackets. Easy to remove and snaps back into place. 8. Excludes 1500 Sport models 99-01, 2500/3500 Sport models 99-02. 9. Excludes 2000-03 Off Road Edition with tow hooks. 10. Excludes New 2003 models sold in 2002. 11. Does not fit GMC Sierra. 12. On 1998 models, enlarging the vehicle's frame hole is required using .5" drill bit. 13. Access to the tow hooks is limited after installation. 14. Existing underbody shields must be removed or modified to install. 15. Minor trimming of air dam may be required. 16. Excludes Renegade Edition. 17. Removal of tow hooks required for installation, if equipped. 18. Excludes Rumble Bee, Daytona, SRT-10, Thunder Road, & Power Wagon models. 19. Skid plate must be removed, if equipped. 20. Excludes Special, Overland, Sport models and 2004 Limited models. 21. Excludes 2007 "Classic". 22. Fits only vehicles with chrome bumpers. 23. 2004 models are Heritage Edition only. 24. Excludes 2WD 5 cylinder and 4WD V8 "Off-Road" package. 25. Excludes "Raptor", Harley Davidson, and Limited Editions. 26. Excludes models with "Adaptive Cruise (Speed) Control", or Forward Collision Warning Systems that feature grille mounted laser control sensors. 27. Requires lower bumper grille trimming for install on 2010-14 models. 28. Will not work on "Platinum Edition" or models equipped with front parking sonar/aid systems. 29. Factory tow hooks can be reinstalled. 30. Does not fit Chevrolet Silverado. 31. Excludes "Limited" models. 32. Will interfere with front parking sensor if equipped. 33. May interfere with front facing camera if equipped. 34. Excludes 99-00 Silverado 2500LD. 35. Excludes Rebel model 36. Factory Tow hooks cannot be re-used 37. Minor trimming of Tow Hook pocket area required 38. Exclude models with "Lane Departure Distance Module" 39. Special TRD tow hook cannot be re-used 40. Special TRD skid plate cannot be re-used 41. Aluminum A/C line will need to be slightly bent to clear upper bracket.

HDX WINCH MOUNT GRILLE GUARD

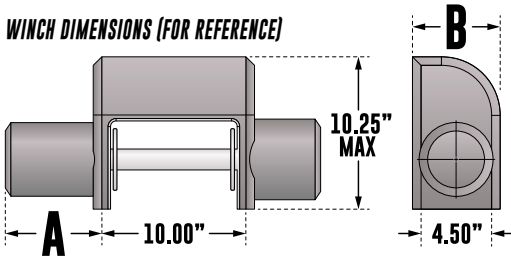
304 STAINLESS STEEL / BLACK POWDER COAT

- » Mount kit included
- » 1-piece welded uprights
- » 2" tube full wraparound wings
- » Full punch plate grille
- » HD tray brackets mount directly to vehicle frame
- » Winch trays tested to a minimum straight line pull of 16,500 lbs.
- » Fits most medium frame 8,000-12,500 lbs. winches (up to 10.25" tall)

FINISH: Polished
MATERIAL: 304 Stainless Steel
WARRANTY: Lifetime

FINISH: Black Powder Coat
MATERIAL: Steel
WARRANTY: 3 Year

WINCH DIMENSIONS (FOR REFERENCE)



START	END	MAKE	MODEL	MAXIMUM WINCH DIMENSIONS		STAINLESS	BLACK	FACEPLATE
				A	B			
2007	2013	Chevrolet	Silverado 1500 ^{1,4,5,9}	6.5"	6.75"	57-92270	57-92275	46-70060
2014	2015	Chevrolet	Silverado 1500 ^{8,9,10,11}	6.5"	6.75"	57-93680	57-93685	46-70060
2016	2018	Chevrolet	Silverado 1500 ^{9,10}	6.5"	6.75"	57-93870	57-93875	46-70060
2011	2014	Chevrolet	Silverado 2500/3500HD ^{1,8,9}	6.5"	6.75"	57-93610	57-93615	46-70060
2015	2018	Chevrolet	Silverado 2500/3500HD ^{9,11}	6.5"	6.75"	57-93780	57-93785	46-70060
2015	2018	Chevrolet	Suburban/Tahoe ^{9,10,11,14,15,17}	6.5"	6.75"	-	57-93805	46-70060
2009	2018	Dodge	Ram 1500 ^{7,8,9,16}	6.6"	6.4"	57-93540	57-93545	46-70160
2010	2018	Dodge	Ram 2500/3500 ^{1,8,9}	6.5"	6.75"	57-93550	57-93555	46-70100
2009	2014	Ford	F-150 ^{1,2,3,8,9,13}	7.0"	6.5"	57-92500	57-92505	46-70150
2015	2018	Ford	F-150 XL/SSV (Excl 2017 & up Raptor Edition)(Excl Platinum Edition) ^{1,8,9,10,12,13,14}	7.0"	6.5"	57-93830	57-93835	46-70150
2017	2018	Ford	F-250/350 Super Duty ^{1,3,9,10,12,14}	7.0"	6.5"	57-93900	57-93905	46-70150
2011	2016	Ford	F-250/350 Super Duty ^{8,9}	6.5"	7"	57-92370	57-92375	46-70140
2009	2018	Ram	Ram 1500 ^{7,8,9,16}	6.6"	6.4"	57-93540	57-93545	46-70160
2010	2018	Ram	Ram 2500/3500 ^{1,8,9}	6.5"	6.75"	57-93550	57-93555	46-70100
2014	2018	Toyota	Tundra ^{1,8}	7.0"	6.5"	57-93700	57-93705	46-70090
2007	2013	Toyota	Tundra ⁶	7.0"	6.5"	57-92230	57-92235	46-70090

FOOTNOTES:

- Requires lower bumper grille trimming for install on 2010-14 models
- Trimming of second air dam required
- Excludes "Harley Davidson" and "Raptor" edition
- Excludes "Classic."
- Drilling required
- Minor trimming required on 2010 - 2013 models
- Removal or trimming of plastic bumper insert required on vehicles that did not come with factory tow hooks
- Will interfere with "Adaptive Cruise (Speed) Control", or Forward Collision Warning Systems that feature grille mounted laser control sensors if equipped
- Factory tow hooks cannot be re-used
- Minor trimming of tow hook pockets required
- Will interfere with front parking sensors if equipped
- Will interfere with front camera if equipped
- Will partially block airflow to intercooler on EcoBoost models
- Will interfere with adaptive cruise control if equipped
- Trimming to front bumper plastic required
- Excludes Rebel model
- Exclude models with "Lane Departure Distance Module"

SUGGESTED OPTIONAL PRODUCTS (SOLD SEPARATELY)

WINCHES ... PAGE 63



STAINLESS FACEPLATE ... PAGE 62



LICENSE PLATE RE-LOCATOR ... PAGE 61



MAX TOW HOOKS ... PAGE 62



HDX LIGHT CLAMPS ... PAGE 61



HDX B-FORCE FLUSH MOUNT LED KIT


SET OF 2 – AVAILABLE IN 6" AND 10" LENGTHS

- » Installs onto Westin HDX Grille Guard punch plate
- » Kit Includes: (2) B-FORCE double row LED light bars, (2) Flush mount faceplates, (2) adjustable slider brackets, (1) Dual connecting wiring harness and mounting hardware
- » Choose mounting method: direct bolt-on or cut-out punch plate bolt-on installation
- » U.S. Patent No. D783192S

FINISH: Black Powder Coat
MATERIAL: Steel
WARRANTY: 3 Year
LED WARRANTY: Limited Lifetime



KIT INCLUDES:



PART NO.	DESCRIPTION
57-0025	HDX B-FORCE Flush Mount LED Kit - Includes 6 inch LED Lights (set of 2) w/wiring harness
57-0035	HDX B-FORCE Flush Mount LED Kit - Includes 10 inch LED Lights (set of 2) w/wiring harness




ADJUSTABLE SLIDER BRACKETS



SIDE VIEW



AVAILABLE IN 6" OR 10" LENGTHS



DIRECT BOLT-ON
INSTALLATION METHOD SHOWN



SPORTSMAN WINCH MOUNT

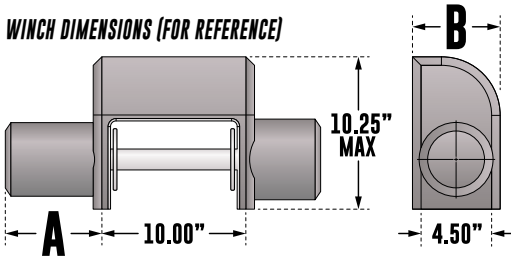
304 STAINLESS STEEL / BLACK POWDER COAT

- » Mount kit included
- » 1-1/2" tube full wraparound wings
- » Double hood bar design
- » Mount up to 4 auxiliary lights across center bar
- » HD Tray brackets mount directly to vehicle frame
- » Winch trays tested to a minimum straight line pull of 16,500 lbs.
- » Fits most medium frame 8,000-12,500 lbs. winches (up to 10.25" tall)

FINISH: Polished
 MATERIAL: 304 Stainless Steel
 WARRANTY: Lifetime

FINISH: Black Powder Coat
 MATERIAL: E-Coated Steel
 WARRANTY: 3 Year

WINCH DIMENSIONS (FOR REFERENCE)



START	END	MAKE	MODEL	MAXIMUM WINCH DIMENSIONS		STAINLESS	BLACK	FACEPLATE
				A	B			
2015	2018	Chevrolet	Colorado ^{4,12}	6.5"	6.75"	45-93840	40-93845	46-70070
2003	2007	Chevrolet	Silverado "Classic" 1500 ^{4,12}	6.5"	6.75"	45-91170	40-91175	46-70040
2014	2015	Chevrolet	Silverado 1500 ^{2,4,8,9,12}	6.5"	6.75"	45-93680	40-93685	46-70060
2016	2018	Chevrolet	Silverado 1500 ^{4,9,10}	6.5"	6.75"	45-93870	40-93875	46-70060
2007	2013	Chevrolet	Silverado 1500 ^{4,9,11,14}	6.5"	6.75"	45-92270	40-92275	46-70060
2003	2007	Chevrolet	Silverado 2500/3500HD ⁴	6.5"	6.75"	45-91240	40-91245	46-70040
2007	2010	Chevrolet	Silverado 2500/3500HD ⁴	6.5"	6.75"	45-92310	40-92315	46-70040
2015	2018	Chevrolet	Silverado 2500/3500HD ^{4,10}	6.5"	6.75"	45-93780	40-93785	46-70060
2011	2014	Chevrolet	Silverado 2500/3500HD ^{4,8}	6.5"	6.75"	45-93610	40-93615	46-70060
2009	2018	Dodge	Ram 1500 ^{4,6,8,10,17}	6.6"	6.4"	45-93540	40-93545	46-70160
2010	2018	Dodge	Ram 2500/3500 ^{8,10}	6.5"	6.75"	45-93550	40-93555	46-70100
2006	2008	Ford	F-150	7.0"	6.5"	45-92010	40-92015	46-70010
2009	2014	Ford	F-150 ^{1,4,5,6,8,15}	7.0"	6.5"	45-92500	40-92505	46-70150
2015	2018	Ford	F-150 (Excludes 2017 & up Raptor Edition)(Excl Platinum Edition) ^{4,9,13,15,16}	7.0"	6.5"	45-93830	40-93835	46-70150
2017	2018	Ford	F-250/350 ^{1,4,9,13,16}	7.0"	6.5"	45-93900	40-93905	46-70150
2008	2010	Ford	F-250/350 Super Duty ⁴	6.5"	7"	45-92360	40-92365	46-70030
2011	2016	Ford	F-250/350 Super Duty ^{4,8}	6.5"	7"	45-92370	40-92375	46-70140
2011	2014	GMC	Sierra 2500/3500HD ^{4,8}	6.5"	6.75"	45-93660	40-93665	46-70060
2009	2018	Ram	Ram 1500 ^{4,6,8,10,17}	6.6"	6.4"	45-93540	40-93545	46-70160
2010	2018	Ram	Ram 2500/3500 ^{8,10}	6.5"	6.75"	45-93550	40-93555	46-70100
2005	2015	Toyota	Tacoma ^{3,7,18,19}	6.5"	6.75"	45-91600	40-91605	46-70070
2016	2018	Toyota	Tacoma ^{7,18,19,20}	6.5"	6.75"	45-93880	40-93885	46-70070
2007	2013	Toyota	Tundra ^{2,4}	7.0"	6.5"	45-92230	-	46-70090

FOOTNOTES:

1. Excludes "Raptor", Harley Davidson, and Limited Editions
2. May require trimming of lower bumper valance for installation. See application install sheet
3. Excludes 2WD base models. For Pre-Runner, SR5, and TRD Models
4. Factory tow hooks cannot be re-used
5. Inner air dam must be removed if equipped
6. Front air dam must be trimmed or removed for vehicles without factory tow hooks
7. May require trimming of lower bumper valance for installation for model years 2012 and up
8. Will interfere with "Adaptive Cruise (Speed) Control", or Forward Collision Warning Systems that feature grille mounted laser control sensors if equipped
9. Minor trimming of tow hook pockets required
10. Will interfere with function of front parking sensors if equipped
11. Excludes "Classic" models
12. Tow hook pocket trimming required for vehicles without factory tow hooks
13. Will interfere with function of front camera (if equipped)
14. Drilling required
15. Will partially block airflow to inter-cooler on EcoBoost models
16. Will interfere with adaptive cruise control if equipped
17. Excludes Rebel model
18. Special TRD tow hook cannot be re-used
19. Special TRD skid plate cannot be re-used
20. Aluminum A/C line will need to be slightly bent to clear upper bracket

SUGGESTED OPTIONAL PRODUCTS (SOLD SEPARATELY)

WINCHES ... PAGE 63



STAINLESS FACEPLATE ... PAGE 62



MAX TOW HOOKS ... PAGE 62



LICENSE PLATE RE-LOCATOR ... PAGE 61




GRILLE GUARDS ACCESSORIES

WESTIN®

SENSOR RE-LOCATOR

304 STAINLESS STEEL / BLACK POWDER COAT



- » Hardware included
 - » Re-locates OE parking sensors
 - » Set of 2
 - » 20 gauge pigtail and connectors included
 - » Mount directly to grille guard uprights*
 - » U.S. Patent No. D745,422 S
- *Drilling required*



FINISH: Polished
MATERIAL: 304 Stainless Steel
WARRANTY: Lifetime

FINISH: Black Powder Coat
MATERIAL: Steel
WARRANTY: 3 Year

START	END	MAKE	MODEL	STAINLESS	BLACK
2014	2018	Chevrolet/GMC	Truck/SUV	45-0000S	40-0005S
2014	2018	Dodge/Ram	Truck/SUV	45-0010S	40-0015S

HDX B-FORCE FLUSH MOUNT LED KIT

SET OF 2 – AVAILABLE IN 6" AND 10" LENGTHS



SEE PAGE 59

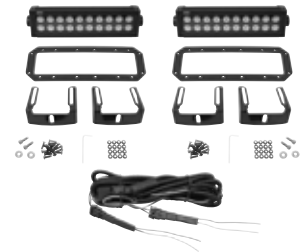
- » Installs onto Westin HDX Grille Guard punch plate
- » Kit Includes: (2) B-FORCE double row LED light bars, (2) Flush mount faceplates, (2) adjustable slider brackets
- » (1) Dual connecting wiring harness & mounting hardware
- » Choose mounting method: direct bolt-on or cut-out punch plate bolt-on installation

— BEAM PATTERN —



FINISH: Black Powder Coat
MATERIAL: Steel
WARRANTY: 3 Year
LED WARRANTY: Limited Lifetime

KIT INCLUDES:



PART NO.	DESCRIPTION
57-0025	HDX B-FORCE Flush Mount LED Kit - Includes 6 inch LED Lights (set of 2) w/wiring harness
57-0035	HDX B-FORCE Flush Mount LED Kit - Includes 10 inch LED Lights (set of 2) w/wiring harness

LICENSE PLATE RE-LOCATOR

- » Mounts directly to winch tray
- » Hinged "flip-up" system
- » Clasp closure holds license plate in place

FINISH: Black Powder Coat
MATERIAL: Steel
WARRANTY: 3 Year

➔ **PART NO. 46-20055**



CLOSE



OPEN

HDX LIGHT CLAMPS

- » Optional Light Clamps are available, 57-0000 in stainless and 57-0005 in black, which allow post mount lights to be mounted to the cross tube and punch plate.



BLACK
 ➔ **PART NO. 57-0005**



STAINLESS
 ➔ **PART NO. 57-0000**

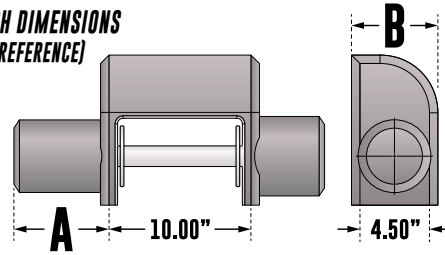
MAX WINCH TRAY BASE UNIT



- » HD brackets mount directly to vehicle's frame
- » Winch tray tested to a minimum straight line pull of 16,500 lbs.
- » Fits most medium frame 8,000-12,500 lbs. winches (up to 10.25" tall)
- » Pre-drilled for quick mounting of Hawse or roller fairlead
- » Optional MAX® Bull Bar/Light Bar
- » Optional MAX® Faceplate
- » Optional MAX® Tow Hooks

FINISH: Black Powder Coat
MATERIAL: Steel
WARRANTY: 3 Year

WINCH DIMENSIONS (FOR REFERENCE)



MAX WINCH TRAY MOUNTING SYSTEM

1. MAX BULL BAR/LIGHT BAR OPTIONAL



- » Mounts directly to MAX Winch Tray
- » Made of 3" tube
- » Mount up to 3 off-road lights for most applications
- » Pre-drilled for wire management
- » No drilling required

FINISH: Black Powder Coat
MATERIAL: Steel
WARRANTY: 3 Year

2. MAX FACEPLATE OPTIONAL



- » Mounts directly to MAX Winch Tray
- » Application specific
- » Polished stainless steel
- » Tow hook openings
- » 14 gauge .075"

FINISH: Polished
MATERIAL: 304 Stainless Steel
WARRANTY: Lifetime

3. AVAILABLE ACCESSORIES

MAX TOW HOOK (1 UNIT PER PACKAGE)



- » Maximum load rating 12,000 lbs.

➔ **PART NO. 46-3005**

LICENSE PLATE RE-LOCATOR



FINISH: Black Powder Coat
MATERIAL: Steel
WARRANTY: 3 Year

➔ **PART NO. 46-20055**

START	END	MAKE	MODEL	STRAIGHT LINE PULL CAPACITY	WINCH TRAY	MAXIMUM WINCH DIMS		FACEPLATE	STAINLESS BB/LB	BLACK BB/LB	NO. OF LIGHTS
						A	B				
2016	2018	Chevrolet	Silverado 1500 ^{9,10}	16,500 lbs	46-23875	6.5"	6.75"	46-70060	46-42270	46-42275	3
2003	2007	Chevrolet	Silverado 1500LD Classic ⁹	16,500 lbs	46-21175	6.5"	6.75"	46-70080	46-41170	46-41175	3
2003	2007	Chevrolet	Silverado 2500/3500HD "Classic" ⁹	16,500 lbs	46-21245	6.5"	6.75"	46-70080	46-41170	46-41175	3
2015	2018	Chevrolet	Suburban/Tahoe ^{9,12,17}	16,500 lbs	46-23805	6.5"	6.75"	46-70060	46-42270	46-42275	3
2015	2018	Chevrolet	Silverado 2500/3500HD ^{9,12}	16,500 lbs	46-23785	6.5"	6.75"	46-70060	46-43610	46-43615	3
2015	2018	Chevrolet	Colorado ^{6,9}	16,500 lbs	46-23845	6.5"	6.75"	46-70070	46-41600	46-41605	3
2007	2013	Chevrolet	Silverado 1500 ^{7,9,10,13}	16,500 lbs	46-22275	6.5"	6.75"	46-70060	46-42270	46-42275	3
2014	2015	Chevrolet	Silverado 1500 ^{9,10,12}	16,500 lbs	46-23685	6.5"	6.75"	46-70060	46-42270	46-42275	3
2011	2014	Chevrolet	Silverado 2500/3500HD ⁹	16,500 lbs	46-23615	6.5"	6.75"	46-70060	46-43610	46-43615	3
2007	2010	Chevrolet	Silverado 2500/3500HD ^{9,10}	16,500 lbs	46-23715	6.5"	6.75"	46-70060	46-43610	46-43615	3
2009	2018	Dodge	Ram 1500 ^{6,9,16}	16,500 lbs	46-23755	6.6"	6.4"	46-70160	46-43750	46-43755	3
2010	2018	Dodge	Ram 2500/3500 ⁹	16,500 lbs	46-23555	6.5"	6.75"	46-70100	46-43550	46-43555	3
2009	2014	Ford	F-150 ^{3,5,6,9}	16,500 lbs	46-23745	7.0"	6.5"	46-70150	46-43740	46-43745	3
2015	2018	Ford	F-150 (Excl 2017 & up Raptor Edition)(Excl Platinum Edition) ^{3,9,10,14,15}	16,500 lbs	46-23835	7.0"	6.5"	46-70150	46-43740	46-43745	3
2017	2018	Ford	F-250/350 ²²	16,500 lbs	46-23905	7.0"	6.5"	46-70150	46-43740	46-43745	3
2008	2010	Ford	F-250/350/450/550 Super Duty ⁹	16,500 lbs	46-23725	6.5"	7"	46-70140	46-43720	46-43725	3
2011	2016	Ford	F-250/350/450/550 Super Duty ⁹	16,500 lbs	46-23735	6.5"	7"	46-70140	46-43720	46-43725	3
2015	2018	GMC	Canyon ^{6,9}	16,500 lbs	46-23845	6.5"	6.75"	46-70070	46-41600	46-41605	3
2007	2013	GMC	Sierra 1500 ^{7,9,10,13}	16,500 lbs	46-22275	6.5"	6.75"	46-70060	46-42270	46-42275	3
2014	2015	GMC	Sierra 1500 ^{9,10,12}	16,500 lbs	46-23685	6.5"	6.75"	46-70060	46-42270	46-42275	3
2011	2014	GMC	Sierra 2500/3500HD ⁹	16,500 lbs	46-23615	6.5"	6.75"	46-70060	46-43610	46-43615	3
2007	2010	GMC	Sierra 2500/3500HD ^{9,10}	16,500 lbs	46-23715	6.5"	6.75"	46-70060	46-43610	46-43615	3
2007	2018	Jeep	Wrangler/Wrangler Unlimited* (Excl JL) ^{1,9}	9,500 lbs	46-23635	6.75"	7.25"	N/A	N/A	46-43635	2
2018	2018	Jeep	Wrangler JL (Excl JK)	9,500 lbs	46-23925	N/A	N/A	N/A	N/A	N/A	N/A
2009	2018	Ram	Ram 1500 ^{6,9,16}	16,500 lbs	46-23755	6.6"	6.4"	46-70160	46-43750	46-43755	3
2010	2018	Ram	Ram 2500/3500 ⁹	16,500 lbs	46-23555	6.5"	6.75"	46-70100	46-43550	46-43555	3
2016	2018	Toyota	Tacoma ^{10,18,20,21}	16,500 lbs	46-23885	6.5"	6.75"	46-70070	46-41600	46-41605	3
2005	2015	Toyota	Tacoma ^{4,10,20,21}	16,500 lbs	46-21605	6.5"	6.75"	46-70070	46-41600	46-41605	3
2007	2018	Toyota	Tundra ^{2,20,21}	16,500 lbs	46-22235	7.0"	6.5"	46-70090	46-42230	46-42235	3

FOOTNOTES:

- Lights mount to Winch Tray
- Requires lower bumper grille trimming for install on 2010-15 models
- Will partially block airflow to intercooler on EcoBoost models
- Excludes 2WD base models. For Pre-Runner, SR5 and TRD models
- Inner air dam must be removed if equipped
- Front air dam must be trimmed or removed for vehicles without factory tow hooks
- Drilling required
- Excludes Jeep
- Factory tow hooks cannot be re-used
- Minor trimming of tow hook pockets required
- Full profile design
- Will interfere with function of front parking sensor if equipped
- Excludes "Classic" models
- Will interfere with function of front camera if equipped
- Will interfere with adaptive cruise control if equipped
- Excludes Rebel model
- Exclude models with "Lane Departure Distance Module"
- Trimming of lower grille guard required
- Trimming of valence may be required
- Special TRD skid plate cannot be re-used
- Special TRD tow hooks cannot be re-used
- Exclude Raptor

*Textured Black Finish

OFF-ROAD SERIES WATERPROOF WINCHES

OFF-ROAD 9,500 LBS. WATERPROOF WINCH

**CORDED CONTROLLER INCLUDED
STEEL CABLE**



WATERPROOF

- » Coded controller included
- » 3 different mounting positions for control box
- » Rated Line Pull: 9,500 lbs. single line
- » Weight: 89 lbs.
- » Gear Train: 3-Stage planetary
- » Gear Ratio: 161:1
- » Motor: 6.6hp 12V series wound
- » Rating: IP67 Waterproof
- » Rope: Steel
- » Finish: Black
- » Includes roller fairlead, black hook and gray hook strap
- » Dimensions: 22"(L) x 6.3"(W) X 8.1"(H)

WARRANTY:
MECHANICAL COMPONENTS: 3 Year
ELECTRICAL PARTS: 12 Month
OFF ROAD USE ONLY

➔ **PART NO. 47-2100**

OFF-ROAD 9,500 LBS. SYNTHETIC WATERPROOF WINCH

**CORDED CONTROLLER INCLUDED
SYNTHETIC ROPE**



WATERPROOF

- » Coded controller included
- » 3 different mounting positions for control box
- » Rated Line Pull: 9,500 lbs. single line
- » Weight: 59 lbs.
- » Gear Train: 3-Stage planetary
- » Gear Ratio: 161:1
- » Motor: 6.6hp 12V series wound
- » Rating: IP67 Waterproof
- » Rope: Synthetic
- » Finish: Black
- » Includes Hawse fairlead, black hook and gray hook strap
- » Dimensions: 22"(L) x 6.3"(W) X 8.1"(H)

WARRANTY:
MECHANICAL COMPONENTS: 3 Year
ELECTRICAL PARTS: 12 Month
OFF ROAD USE ONLY

➔ **PART NO. 47-2103**

OFF-ROAD 12,500 LBS. WATERPROOF WINCH

**CORDED CONTROLLER INCLUDED
STEEL CABLE**



WATERPROOF


- » Coded controller included
- » 3 different mounting positions for control box
- » Rated Line Pull: 12,500 lbs. single line
- » Weight: 88 lbs.
- » Gear Train: 3-Stage planetary
- » Gear Ratio: 193:1
- » Motor: 6.6hp 12V series wound
- » Rating: IP67 Waterproof
- » Rope: Steel
- » Finish: Black
- » Includes roller fairlead, black hook and gray hook strap
- » Dimensions: 22"(L) x 6.3"(W) X 8.1"(H)

WARRANTY:
MECHANICAL COMPONENTS: 3 Year
ELECTRICAL PARTS: 12 Month
OFF ROAD USE ONLY

➔ **PART NO. 47-2106**

OFF-ROAD 12,500 LBS. SYNTHETIC WATERPROOF WINCH

**CORDED CONTROLLER INCLUDED
SYNTHETIC ROPE**



WATERPROOF

- » Coded controller included
- » 3 different mounting positions for control box
- » Rated Line Pull: 12,500 lbs. single line
- » Weight: 64 lbs.
- » Gear Train: 3-Stage planetary
- » Gear Ratio: 193:1
- » Motor: 6.6hp 12V series wound
- » Rating: IP67 Waterproof
- » Rope: Synthetic
- » Finish: Black
- » Includes Hawse fairlead, black hook and gray hook strap
- » Dimensions: 22"(L) x 6.3"(W) X 8.1"(H)

WARRANTY:
MECHANICAL COMPONENTS: 3 Year
ELECTRICAL PARTS: 12 Month
OFF ROAD USE ONLY

➔ **PART NO. 47-2109**

WESTIN® | WINCHES

OFF-ROAD SERIES INTEGRATED WINCHES

OFF-ROAD 10,000 LBS. INTEGRATED WINCH

**WIRELESS REMOTE CONTROLLER INCLUDED
SYNTHETIC ROPE**



- » Corded controller included
- » Rated Line Pull: 10,000 lbs. single line
- » Weight: 69 lbs.
- » Gear Train: 3-Stage planetary
- » Gear Ratio: 218:1
- » Motor: 6.6hp 12V series wound
- » Rating: Sealed weathered box/wound
- » Rope: Synthetic
- » Finish: Black
- » Includes Hawse fairlead, black hook and gray hook strap
- » Dimensions: 21"(L) x 6.3"(W) X 10.0"(H)

WARRANTY:
MECHANICAL COMPONENTS: 3 Year
ELECTRICAL PARTS: 12 Month
OFF ROAD USE ONLY

➔ **PART NO. 47-2200**

OFF-ROAD 12,000 LBS. INTEGRATED WINCH

**WIRELESS REMOTE CONTROLLER INCLUDED
STEEL CABLE**



- » Corded controller included
- » Rated Line Pull: 12,000 lbs. single line
- » Weight: 100 lbs.
- » Gear Train: 3-Stage planetary
- » Gear Ratio: 265:1
- » Motor: 6.6hp 12V series wound
- » Rating: Sealed weathered box/wound
- » Rope: Steel
- » Finish: Black
- » Includes roller fairlead, black hook and gray hook strap
- » Dimensions: 21"(L) x 6.3"(W) X 10.0"(H)

WARRANTY:
MECHANICAL COMPONENTS: 3 Year
ELECTRICAL PARTS: 12 Month
OFF ROAD USE ONLY

➔ **PART NO. 47-2203**

ATV PRO TRAILER SERIES

ATV PRO-3500 LBS. WINCH


**HANDLEBAR-MOUNTED SWITCH INCLUDED
STEEL CABLE**



- » Handlebar-mounted switch included
- » Steel cable
- » Rated Line Pull: 3,500 lbs. Single line
- » Motor: 1.1hp permanent magnet motor 12V DC
- » Weight: 27 lbs.
- » Finish: Black with yellow ends
- » Includes roller fairlead, hook and gray hook strap
- » Overall Dimensions: 4.9"(L) x 3.0"(W) x 3.0"(H)

WARRANTY:
MECHANICAL COMPONENTS: 3 Year
ELECTRICAL PARTS: 12 Month
OFF ROAD USE ONLY

➔ **PART NO. 47-1235**



WINCHES

NEW RECOVERY ACCESSORIES



RECOVERY ACCESSORY KIT
PART NO. 47-3200



TREE TRUNK PROTECTOR
(3" X 10') PART NO. 47-3216



TOW STRAP (2.5" X 30')
PART NO. 47-3213



TOW STRAP (3" X 30')
PART NO. 47-3215



BOW SHACKLE
PART NO. 47-3204



RECEIVER BOW SHACKLE KIT
PART NO. 47-3205



BFR RECOVERY ROPE
(1" X 30') PART NO. 47-3608



QUICK DISCONNECT WIRING KIT (24')
PART NO. 47-3532



QUICK DISCONNECT JUMPER CABLE KIT (16')
PART NO. 47-3534

PRODUCT	DESCRIPTION	COLOR	PART NO.
Tree Trunk Protector	3 inch x 10 feet with reinforced closed-loop ends. Rated at 18,000 lbs.	Charcoal	47-3216
Quick Disconnect Jumper Cable Kit	16 foot jumper cable kit with clamps, includes insulator plugs with lanyard	Charcoal	47-3534
Quick Disconnect Wiring Kit	24 foot wiring kit, includes insulator plug with lanyard	Charcoal	47-3532
Tow Strap	2.5 inch x 30 feet with reinforced closed-loop ends. Rated at 16,000 lbs.	Charcoal	47-3213
Tow Strap	3 inch x 30 feet with reinforced closed-loop ends. Rated at 18,000 lbs.	Charcoal	47-3215
BFR Recovery Rope	1 inch diameter x 30 feet single braided rope. Rated at 40,000 lbs.	White	47-3608
Bow Shackle	3/4 inch rated at 4.75 tons with .75 inch hoop and .875 pin	Black	47-3204
Receiver Bow Shackle Kit	For 2 inch receiver rated at 4.75 tons	Charcoal	47-3205
Clevis Hook	Clevis Hook 3/8 inch	Silver	47-3208
Recovery Accessory Kit	Includes: (2) 4.75 inch bow shackles rated at 10,000 lbs., (1) 1 inch snatch block rated at 20,000 lbs., (1) 10 foot tree trunk protector rated at 18,000 lbs and durable black storage bag with Westin logo.	Black	47-3200
Portable Compressor	Portable Compressor, 150psi 12V	Yellow	47-3850

WESTIN® | WINCH ACCESSORIES

REPLACEMENT ACCESSORIES



SYNTHETIC ROPE
PART NO. 47-3604



STEEL ROPE
PART NO. 47-3610



WINCH COVER WITH LOGO
PART NO. 47-3230



CLEVIS FLAG WITH LOGO
PART NO. 47-3220

PRODUCT	DESCRIPTION	COLOR	PART NO.
Synthetic Rope	25/64 inch x 94 feet rated at 19,310 lbs.	Charcoal	47-3604
Steel Rope	Steel Rope 5/16 in x 94 ft; 9,500 lbs	Silver	47-3610
Steel Rope	Steel Rope 3/8 in x 94 ft	Silver	47-3620
Corded Winch Controller	Handheld Remote Control Switch w/ Plug In Lead	Black	47-3520
Corded Winch Controller	Handheld Remote Control Switch w/ Twist On Connector	Black	47-3521
Wireless Remote Control & Receiver	Wireless Remote Control & Receiver	Black	47-3522
Controller Box	Controller Box (For EW8500 & 1100)	Black	47-3690
Controller Box	Replacement controller box for Off-Road winches 47-2100, 47-2103, 47-2106 and 47-2109	Black	47-3693
4-Way Roller Fairlead	4-Way Roller Fairlead, 8,500 lbs and up	Black	47-3400
Clevis Flag With Logo	Clevis Flag w/Logo	Gray	47-3220
Winch Cover With Logo	Universal fit with metal islet rings	Black	47-3230
Replacement Solenoid 12V	Replacement Solenoid, 12v	Silver	47-3650
Outback Series Solenoid	Solenoid (ISM Technology) Outback Series (6 Leads)	Black	47-3660
Off-Road Series Solenoid	Solenoid (ISM Technology) Off-Road Series (4 Leads)	Black	47-3670
Dual Battery System	Dual Battery System	Black	47-3800

ATV WINCH ACCESSORIES



ATV/UTV ACCESSORY KIT
PART NO. 47-3201



ATV ROLLER FAIRLEAD
PART NO. 47-3430



ATV SERIES SOLENOID
PART NO. 47-3680

PRODUCT	DESCRIPTION	COLOR	PART NO.
ATV Roller Fairlead	UTV Roller Fairlead, 4,500-6000 lbs	Black	47-3430
ATV/UTV Accessory Kit	Includes: (2) 5/8 inch bow shackles rated at 7,000 lbs., (1) tow strap rated at 8,800 lbs., (1) 2.5 inch snatch block rated at 3.25 tons, (1) 10 foot tree trunk protector rated at 8,800 lbs. and durable black storage bag with Westin logo.	Black	47-3201
ATV Series Solenoid	ATV Series Solenoid	Black	47-3680

WINCH MOUNTING ACCESSORIES



RECEIVER MOUNT QUICK RELEASE
PART NO. 47-3100



**JEEP WRANGLER TJ
WINCH MOUNT**
PART NO. 47-3104



**JEEP WRANGLER JK
WINCH MOUNT**
PART NO. 47-3106

PRODUCT	DESCRIPTION	COLOR	PART NO.
Receiver Mount Quick Release	Receiver Mount Quick Release Winch Mount	Black	47-3100
Jeep Wrangler Winch Mount	Wrangler Winch Mount 1997-2006	Black	47-3104
Jeep Wrangler Winch Mount	Wrangler JK 2007-2018 (Excl. 2018 JL)	Black	47-3106

PATENT PENDING

NEW CONTOUR LED DRL BULL BAR

30" CURVED SINGLE ROW LED LIGHT BAR INCLUDED

- » Includes 30" curved LED light bar, wiring harness and mount kit
- » Full 3.5" galvanized, e-coat and powder coated steel for excellent corrosion resistance
- » Over 25% larger than any current bull bars on the market
- » 30" curved light bar features 2 stages; stage 1 daytime running lights and stage 2 full powered LED light
- » Made of 3.5" tube
- » Contoured to vehicle front end
- » Multi-faceted molded bushings with exposed SS fasteners
- » LED flush mount flange for a finished look
- » Adjustable center bar lets you direct light beam
- » Bolt-on installation – no drilling required*

**Minor cutting of fascia may be required*

FINISH: Chrome

MATERIAL: 304 Stainless Steel

WARRANTY: Lifetime

LED WARRANTY: Limited Lifetime

FINISH: Textured Black

MATERIAL: Galvanized Steel

WARRANTY: 3 Year

LED WARRANTY: Limited Lifetime



30" CURVED SINGLE ROW LED LIGHT BAR INCLUDED

- » 5W Cree LED chips
- » Power Output: 90 Watts
- » Raw Lumens: 6,300
- » Combo beam provides both spot and flood beam reflectors



DAYTIME RUNNING LIGHTS



FULL POWER LED LIGHTS



WIRING HARNESS INCLUDED



ADJUSTABLE CENTER BAR




LED FLUSH MOUNT FLANGE



MOLDED BUSHINGS



**OPTIONAL LICENSE PLATE RE-LOCATOR
TOP MOUNT PART NO. 32-30055**



**OPTIONAL LICENSE PLATE RE-LOCATOR
BOTTOM MOUNT PART NO. 32-30065**

START	END	MAKE	MODEL
2016	2018	Chevrolet	Silverado 1500
2009	2018	Dodge	Ram 1500 (Excl Rebel) ^{1,6,7}
2015	2017	Ford	F-150 (Excl 2017 & Up Raptor) ^{1,2,3,4}
2017	2018	Ford	F-250/350 ^{2,4,5}
2016	2018	Nissan	Titan XD

FOOTNOTES:

1. Trimming of air dam required 2. Will interfere with front parking camera (if equipped) 3. Will partially block airflow to intercooler on EcoBoost models. 4. Will not work with adaptive Cruise (speed) Control (if equipped) 5. Access to tow hooks will be impaired (if equipped) 6. Will interfere with front parking sensor (if equipped) 7. Does not fit vehicles equipped with plastic front bumpers.

BULL BARS

NEW ULTIMATE LED BULL BAR

LED LIGHT BAR INCLUDED

- » Mount kit included
- » Made of 3" tube
- » Molded bushings for a finished look
- » Includes 20" combo beam LED light bar
- » Wiring harness included
- » Clean-cut opening with weather strip seal
- » Removable brushed stainless steel skid plate features Westin logo
- » Bolt-on installation – no drilling required*

*Minor cutting of fascia may be required

FINISH: Chrome
MATERIAL: 304 Stainless Steel
WARRANTY: Lifetime
LED WARRANTY: Limited Lifetime

FINISH: Textured Black
MATERIAL: Galvanized Steel
WARRANTY: 3 Year
LED WARRANTY: Limited Lifetime

LED LIGHT BAR INCLUDED

- » 3 Watt Osram LED chips
- » Power Output: 45 watts
- » Raw Lumens: 4,050



START	END	MAKE	MODEL	DIAMETER	CHROME	BLACK
2016	2018	Chevrolet	Silverado 1500 ^{1, 2, 5, 10, 11}	3"	32-3870L	32-3875L
2009	2018	Dodge	Ram 1500 (Excl Rebel) ^{1, 8, 10, 14}	3"	32-1960L	32-1965L
2010	2018	Dodge	Ram 2500/3500 ^{2, 10}	3"	32-3550L	32-3555L
2003	2014	Ford	Expedition EL ^{2, 8}	3"	32-2400L	32-2405L
2009	2014	Ford	F-150 ^{1, 6, 7, 8, 13}	3"	32-2400L	32-2405L
2015	2018	Ford	F-150 (Excludes 2017 & up Raptor Edition) ^{2, 3, 11, 13}	3"	32-2450L	32-2455L
2017	2018	Ford	F-250/350 ^{8, 15}	3"	32-3900L	32-3905L
2003	2014	Lincoln	Navigator L ^{2, 8, 9}	3"	32-2400L	32-2405L
2009	2018	Ram	Ram 1500 (Excl Rebel) ^{1, 8, 10, 14}	3"	32-1960L	32-1965L
2010	2018	Ram	Ram 2500/3500 ^{2, 10}	3"	32-3550L	32-3555L
2010	2018	Toyota	4Runner (Excl 2014-2018 Limited Edition) ^{8, 12}	3"	32-3600L	32-3605L
2008	2018	Toyota	Sequoia ²	3"	32-2250L	32-2255L
2016	2018	Toyota	Tacoma ¹⁶	3"	32-3880L	32-3885L
2005	2015	Toyota	Tacoma ⁴	3"	32-1600L	32-1605L
2007	2018	Toyota	Tundra ^{2, 8, 9}	3"	32-2250L	32-2255L

FOOTNOTES:

1. Cutting of the air dam is required 2. Factory tow hooks cannot be re-used 3. On vehicles w/out tow hooks, minor cutting of air dam is required 4. Skid Plate must be removed, if equipped 5. Minor trimming of the tow hook pockets required 6. Excludes "Raptor", Harley Davidson, and Limited Editions 7. License Plate Re-locator part # 32-0065 (sold separately) for "Eco Boost" models 8. Excludes models with "Adaptive Cruise (speed) Control", or forward collision warning systems that feature grille mounted laser control sensors 9. Requires lower bumper grille trimming for install on 2010-12 models 10. May interfere with function of front parking sensor if equipped 11. May interfere with function of front camera if equipped 12. Excludes 2014+ "Limited" 13. Will partially block airflow to intercooler on EcoBoost models 14. Excludes Rebel model 15. Plastic covers to be trim at bracket gusset required 16. Lower valance trimming required

LICENSE PLATE RE-LOCATOR



PART NO. 32-0055



CONTOUR 3.5" BULL BAR

304 STAINLESS STEEL / BLACK POWDER COAT

- » Mount kit included
- » Contoured to vehicle front end
- » Made of 3.5" tube
- » 30" LED light mounting brackets (Part No. 32-20045) Sold Separately
- » 30" curved LED light mounting brackets (Part No. 32-20055) Sold Separately
- » Multi-faceted molded bushings with exposed S/S fasteners
- » 4 light mounting points on top of center bar



FINISH: Polished
MATERIAL: 304 Stainless Steel
WARRANTY: Lifetime

FINISH: Black or Textured Black
MATERIAL: Steel
WARRANTY: 3 Year

30" Curved LED Light Mounting Brackets

30" LED Light Mounting Brackets

EF2 30" LIGHT BAR ... PAGE 78

LICENSE PLATERE-LOCATOR
TOP MOUNT

LICENSE PLATE RE-LOCATOR
BOTTOM MOUNT



PART NO. 32-20055



PART NO. 32-20045



PART NO. 09-13230



PART NO. 32-30055



PART NO. 32-30065

START	END	MAKE	MODEL	DIAMETER	STAINLESS	BLACK	TEXTURED
2016	2018	Chevrolet	Silverado 1500 ¹	3.5	32-31090	32-31095	32-31095T
2014	2015	Chevrolet	Silverado 1500 ^{1,3}	3.5	32-31000	32-31005	32-31005T
2015	2018	Chevrolet	Silverado 2500/3500HD ^{1,2,3}	3.5	32-31010	32-31015	32-31015T
2009	2018	Dodge	Ram 1500 ^{1,3,6,9}	3.5	32-31050	32-31055	32-31055T
2010	2018	Dodge	Ram 2500/3500 ^{1,2,3,7,10}	3.5	32-31060	32-31065	32-31065T
2009	2014	Ford	F-150 ^{1,5}	3.5	32-31030	32-31035	32-31035T
2015	2017	Ford	F-150 (Excludes 2017 & Up Raptor Edition) ^{1,4,5,8}	3.5	32-31020	32-31025	32-31025T
2017	2018	Ford	F-250/350 ^{2,4,8}	3.5	32-31100	32-31105	32-31105T
2011	2016	Ford	F-250/350/450/550 ²	3.5	32-31040	32-31045	32-31045T
2016	2018	Nissan	Titan XD	3.5	32-31080	32-31085	32-31085T
2009	2018	Ram	Ram 1500 ^{1,3,6,9}	3.5	32-31050	32-31055	32-31055T
2010	2018	Ram	Ram 2500/3500 ^{1,2,3,7,10}	3.5	32-31060	32-31065	32-31065T
2014	2018	Toyota	Tundra ¹	3.5	32-31070	32-31075	32-31075T

FOOTNOTES:

1. Trimming of air dam required for installation 2. Access to tow hooks will be impaired (if equipped) 3. Will interfere with function of front parking sensor (if equipped) 4. Will interfere with function of front parking camera (if equipped) 5. Will partially block airflow to intercooler on EcoBoost models 6. Excludes Rebel model 7. Minor trimming to tow hook pockets required 8. Will not work with adaptive Cruise (speed) Control if equipped 9. Does not fit vehicles equipped with plastic front bumpers 10. Will partially block access to winch cable on Power Wagon model



LIGHTS NOT INCLUDED

BULL BARS

E-SERIES BULL BAR

304 STAINLESS STEEL / BLACK POWDER COAT

- » Mount kit included
- » Made in 3" diameter stainless steel tubing
- » Stainless Bull Bar comes with brushed skid plate
- » Black Bull Bar comes with textured black skid plate
- » 20" LED light mounting brackets sold separately (Part No. 32-0045)
- » Fully welded cross tube
- » 2 light mounting points on the top of center bar
- » Removable skid plate
- » License plate re-locator sold separately



FINISH: Polished
MATERIAL: 304 Stainless Steel
WARRANTY: Lifetime

FINISH: Black Powder Coat
MATERIAL: Steel
WARRANTY: 3 Year

START	END	MAKE	MODEL	STAINLESS	BLACK
2002	2006	Chevrolet	Avalanche 1500 ³	31-5170	31-5175
2007	2013	Chevrolet	Avalanche 1500 ^{3,4,13}	31-5110	—
2002	2006	Chevrolet	Avalanche 2500 ³	31-5240	—
2007	2010	Chevrolet	Avalanche 2500 ³	31-5150	—
2015	2018	Chevrolet	Colorado	31-5120	—
2001	2007	Chevrolet	Silverado "Classic" 1500/2500/3500HD ^{2,3,4}	31-5240	—
1999	2007	Chevrolet	Silverado "Classic" 1500LD ^{2,3,4}	31-5170	31-5175
1999	2004	Chevrolet	Silverado "Classic" 2500LD ^{2,3,4}	31-5240	—
2016	2018	Chevrolet	Silverado 1500 ^{6,16,19}	31-6010	31-6015
2007	2013	Chevrolet	Silverado 1500 ^{5,15,16}	31-5270	—
2014	2015	Chevrolet	Silverado 1500 ^{5,15,16}	31-5980	31-5985
2015	2018	Chevrolet	Silverado 2500/3500HD ^{15,16}	31-5630	—
2011	2014	Chevrolet	Silverado 2500/3500HD ^{3,4}	31-5320	—
2007	2010	Chevrolet	Silverado 2500/3500HD ^{3,4,17}	31-5310	—
2007	2014	Chevrolet	Suburban 2500 ^{3,4,15}	31-5150	—
2007	2014	Chevrolet	Suburban/Tahoe 1500 (Excl Hybrid) ^{3,4,15}	31-5110	—
2000	2006	Chevrolet	Suburban/Tahoe 1500 ^{3,4}	31-5170	31-5175
2000	2006	Chevrolet	Suburban/Tahoe 2500 ^{3,4}	31-5240	—
2015	2018	Chevrolet	Suburban/Tahoe ^{8,15,16,24}	31-5130	—
2006	2008	Dodge	Ram 1500 (Excl Mega Cab) ^{1,8,9,10}	31-5950	—
2006	2009	Dodge	Ram 2500/3500 ^{1,3}	31-5970	—
2006	2009	Dodge	Ram Mega Cab ¹	31-5970	—
2009	2018	Dodge	Ram 1500 (Excl Rebel) ^{1,15,22}	31-5960	31-5965
2010	2018	Dodge	Ram 2500/3500 ¹⁵	31-5550	31-5555
1999	2005	Ford	Excursion	31-5640	—
2011	2018	Ford	Explorer ^{13,15}	31-5570	—
2009	2014	Ford	F-150 ^{1,11,12,13,21}	31-5490	31-5495
2004	2008	Ford	F-150 ^{3,5,11,20}	31-5390	—
2015	2017	Ford	F-150 (Excl 2017 & up Raptor Edition) ^{5,16,18,21}	31-5990	—
2017	2018	Ford	F-250/350 ¹⁹	31-5900	31-5905
2005	2007	Ford	F-250/350/450/550 Super Duty	31-5640	—
2008	2010	Ford	F-250/350/450/550 Super Duty	31-5360	—
2011	2016	Ford	F-250/350/450/550 Super Duty ¹³	31-5370	31-5375
2015	2018	GMC	Canyon	31-5120	—
2001	2007	GMC	Sierra "Classic" 1500HD/2500/3500HD ^{3,4}	31-5240	—
1999	2007	GMC	Sierra "Classic" 1500LD ^{3,4}	31-5170	31-5175
1999	2007	GMC	Sierra "Classic" 2500LD ^{3,4}	31-5240	—
2016	2018	GMC	Sierra 1500	31-6010	31-6015
2007	2013	GMC	Sierra 1500 (Excl Denali) ^{3,4}	31-5270	31-5275
2014	2015	GMC	Sierra 1500 ^{3,15,16}	31-5980	31-5985
2015	2018	GMC	Sierra 2500/3500HD ^{3,15}	31-5630	—
2011	2014	GMC	Sierra 2500/3500HD ^{3,4,13}	31-5320	—
2007	2010	GMC	Sierra 2500/3500HD ^{3,4,17}	31-5310	—
2007	2014	GMC	Yukon/Yukon XL 1500 (Excl Denali & Hybrid) ^{3,4}	31-5110	—
2000	2006	GMC	Yukon/Yukon XL 1500 (Excl Denali) ^{3,4}	31-5170	31-5175
2007	2014	GMC	Yukon/Yukon XL 2500 (Excl Denali & Hybrid) ^{3,4}	31-5150	—
2000	2006	GMC	Yukon/Yukon XL 3/4 ton (Excl Denali) ^{3,4}	31-5240	—
2009	2018	Ram	Ram 1500 (Excl Rebel) ^{1,15,22}	31-5960	31-5965
2010	2018	Ram	Ram 2500/3500 ¹⁵	31-5550	31-5555
2010	2018	Toyota	4Runner ^{15,18}	31-5610	31-5615
2007	2018	Toyota	Sequoia ³	31-5250	31-5255
2016	2018	Toyota	Tacoma ²³	31-6000	31-6005
2005	2015	Toyota	Tacoma ⁷	31-5600	31-5605
2007	2018	Toyota	Tundra ^{3,13,14,15}	31-5250	—

FOOTNOTES:

1. Cutting of the air dam is required
2. Excludes Silverado SS models
3. Tow hooks must be removed
4. Cutting of the air dam may be required on 2WD models
5. On vehicles w/out tow hooks, minor cutting of air dam is required
6. Minor trimming of air dam may be required
7. Skid plate must be removed, if equipped
8. Excludes Power Wagon package
9. Excludes Hemi-Sport model
10. May partially cover license plate. Use License Plate Re-locator par # 32-0055 (sold separately)
11. Excludes "Raptor", Harley Davidson, and Limited Editions
12. License Plate Re-locator part # 32-0065 (sold separately) for "Eco Boost" models
13. Excludes models with "Adaptive Cruise (Speed) Control", or forward collision warning systems that feature grille mounted laser control sensors
14. Requires lower bumper grille trimming for install on 2010-12 models
15. May interfere with function of front parking sensor if equipped
16. Factory tow hooks cannot be re-used
17. Excludes "Classic"
18. Excludes 2014 "Limited" edition
19. Interferes with front camera function (if equipped)
20. Excludes 2004 Heritage Model
21. Will partially block airflow to intercooler on EcoBoost models
22. Excludes Rebel model
23. Trimming of lower valence required
24. Exclude models with "Lane Departure Distance Module"

E-SERIES BULL BAR

SUGGESTED OPTIONAL PRODUCTS (SOLD SEPARATELY)



20° LED Light Mounting Brackets
PART NO. 32-0045



20" B-FORCE DOUBLE ROW
LIGHT BAR ... PAGE 79



License Plate Re-Locator
PART NO. 32-0055



OFF-ROAD 6" LIGHTS
... PAGE 76



AXIS AUXILIARY LIGHTS
... PAGE 83



ULTIMATE BULL BAR

CHROME 304 STAINLESS STEEL / BLACK POWDER COAT

- » Mount kit included
- » Vehicle specific applications for perfect fit
- » Removable brushed stainless steel skid plate features Westin logo
- » 2.5" tube for compact trucks and SUVs
- » 3" tube for full-sized trucks and SUVs
- » 20" LED light mounting brackets sold separately (Part No. 32-0045)
- » Molded transition bushings
- » 2 light mounting points on the top of center bar



FINISH: Chrome
MATERIAL: 304 Stainless Steel
WARRANTY: Lifetime

FINISH: Black Powder Coat
MATERIAL: Steel
WARRANTY: 5 Year

START	END	MAKE	MODEL	DIAMETER	CHROME	BLACK
2007	2014	Cadillac	Escalade 1500 ESV/EXT ^{3,14} (Excl Platinum)	3"	32-2130	32-2135
2007	2013	Chevrolet	Avalanche 1500 ^{3,14}	3"	32-2110	32-2115
2002	2006	Chevrolet	Avalanche 1500 ^{3,6}	3"	32-1170	32-1175
2002	2006	Chevrolet	Avalanche 2500 ^{3,6}	3"	32-1240	32-1245
1992	1994	Chevrolet	Blazer (full size) ^{3,6}	3"	32-0080	32-0085
1988	1998	Chevrolet	C/K Series 1500 ^{3,6}	3"	32-0080	32-0085
1988	2000	Chevrolet	C/K Series 2500/3500HD ^{3,6,28}	3"	32-0080	32-0085
2015	2018	Chevrolet	Colorado	3"	32-3640	32-3645
2004	2012	Chevrolet	Colorado 2/4 WD ^{8,9}	2.5"	33-1510	33-1515
2001	2007	Chevrolet	Silverado "Classic" 1500HD/2500/3500HD ^{2,3,6}	3"	32-1240	32-1245
1999	2007	Chevrolet	Silverado "Classic" 1500LD ^{2,3,6}	3"	32-1170	32-1245
2014	2015	Chevrolet	Silverado 1500 ^{1,22,24}	3"	32-3610	32-3615
2016	2018	Chevrolet	Silverado 1500 ^{1,3,14,24,25}	3"	32-3870	32-3875
2007	2013	Chevrolet	Silverado 1500 ¹⁸	3"	32-2270	32-2275
2007	2010	Chevrolet	Silverado 2500/3500HD ^{3,6,18}	3"	32-2310	32-2315
2011	2014	Chevrolet	Silverado 2500/3500HD ^{3,6,22}	3"	32-2320	32-2325
2015	2018	Chevrolet	Silverado 2500/3500HD ^{3,6,24}	3"	32-3630	32-3635
1999	2004	Chevrolet	Silverado 2500LD ^{2,3,8}	3"	32-1240	32-1245
1992	1999	Chevrolet	Suburban (all) ^{3,6}	3"	32-0080	32-0085
2007	2014	Chevrolet	Suburban 1500 ^{3,14} (Excl Hybrid)	3"	32-2110	32-2115
2000	2006	Chevrolet	Suburban 1500 ^{3,6}	3"	32-1170	32-1175
2000	2006	Chevrolet	Suburban 2500 ^{3,6}	3"	32-1240	32-1245
2015	2018	Chevrolet	Suburban ^{3,7,24,31}	3"	32-3620	32-3625
2007	2014	Chevrolet	Tahoe 1500 ^{3,14} (Excl Hybrid)	3"	32-2110	32-2115
2000	2006	Chevrolet	Tahoe 1500 ^{3,6}	3"	32-1170	32-1175
2000	2006	Chevrolet	Tahoe 2500 ^{3,6}	3"	32-1240	32-1245
1995	1999	Chevrolet	Tahoe ^{3,6}	3"	32-0080	32-0085
2015	2018	Chevrolet	Tahoe ^{3,7,25,31}	3"	32-3620	32-3625
2006	2009	Chrysler	Aspen ^{1,3,7}	3"	32-1540	32-1545
1997	2004	Dodge	Dakota	3"	32-0140	32-0145
2005	2011	Dodge	Dakota ^{3,7}	3"	32-1660	32-1665
1998	2003	Dodge	Durango	3"	32-0140	32-0145
2004	2010	Dodge	Durango ^{1,3,7}	3"	32-1540	32-1545
2011	2013	Dodge	Durango ²²	3"	32-3580	32-3585
2007	2011	Dodge	Nitro	2.5"	33-2350	33-2355
1994	2001	Dodge	Ram 1500 ¹ (Excl 99-01 Sport models)	3"	32-0600	32-0605
2006	2008	Dodge	Ram 1500 ^{1,12,13,17}	3"	32-1950	32-1955
2002	2005	Dodge	Ram 1500 ^{3,5,17}	3"	32-1200	32-1205
1994	2002	Dodge	Ram 2500/3500 ¹ (Excl 99-02 Sport models)	3"	32-0600	32-0605
2006	2009	Dodge	Ram 2500/3500 ^{1,12}	3"	32-1970	32-1975
2003	2005	Dodge	Ram 2500/3500 ^{3,5,12}	3"	32-1200	32-1205
2008	2009	Dodge	Ram 4500/5500	3"	32-1970	32-1975
2006	2009	Dodge	Ram Mega Cab ¹	3"	32-1970	32-1975
2009	2018	Dodge	Ram 1500 ^{1,22,24,29}	3"	32-1960	32-1965
2010	2018	Dodge	Ram 2500/3500 ^{3,24}	3"	32-3550	32-3555
2008	2012	Ford	Escape/Escape Hybrid ²²	2.5"	33-2060	33-2065
2000	2004	Ford	Excursion	3"	32-0220	32-0225
2000	2005	Ford	Excursion	3"	32-1640	32-1645
1997	2002	Ford	Expedition 4WD (99-02, 2WD) ⁶	3"	32-0240	32-0245
2003	2014	Ford	Expedition, EL ^{3,22}	3"	32-2400	32-2405
2002	2005	Ford	Explorer ¹	2.5"	33-0970	33-0975
2011	2016	Ford	Explorer ^{1,22,24,25}	3"	32-3570	32-3575
2006	2010	Ford	Explorer ⁸	2.5"	33-2030	33-2035
2007	2010	Ford	Explorer Sport Trac ⁶	2.5"	33-2030	33-2035
2009	2014	Ford	F-150 ^{1,20,21,22,28}	3"	32-2400	32-2405
2004	2008	Ford	F-150 2/4WD ^{3,7,16} (Excl Heritage edition)	3"	32-1390	32-1395
2015	2017	Ford	F-150 (Excludes 2017 & up Raptor Edition) ^{3,7,25,28}	3"	32-2450	32-2455
2001	2004	Ford	F-150 Super Crew ⁴	3"	32-0240	32-0245
1999	2004	Ford	F-150/250LD 2WD ^{4,6,15}	3"	32-0240	32-0245
1997	2004	Ford	F-150/250LD 4WD ^{4,6,15}	3"	32-0240	32-0245
2017	2018	Ford	F-250/350 ^{22,25,30}	3"	32-3900	32-3905
2008	2010	Ford	F-250/350/450/550HD Super Duty	3"	32-2360	32-2365
1999	2004	Ford	F-250/350/450/550HD Super Duty ¹⁶	3"	32-0220	32-0225
2005	2007	Ford	F-250/350/450/550HD Super Duty ¹⁶	3"	32-1640	32-1645
2011	2016	Ford	F-250/350/450/550HD Super Duty ²²	3"	32-2370	32-2375
2006	2012	Ford	Ranger	2.5"	33-2360	33-2365

CONTINUED ON NEXT PAGE ➔

ULTIMATE BULL BAR

— CONTINUED —

START	END	MAKE	MODEL	DIAMETER	CHROME	BLACK
1998	2005	Ford	Ranger ¹⁰	2.5"	33-0880	33-0885
1988	1998	GMC	C/K Series 1500 ^{3,6}	3"	32-0080	32-0085
1988	2000	GMC	C/K Series 2500/3500 ^{3,6}	3"	32-0080	32-0086
2015	2018	GMC	Canyon	3"	32-3640	32-3645
2004	2012	GMC	Canyon 2/4WD ^{8,9}	2.5"	33-1510	33-1515
1992	1994	GMC	Jimmy (full size) ⁶	3"	32-0080	32-0085
2001	2007	GMC	Sierra "Classic" 1500HD/2500/3500HD ^{3,6}	3"	32-1240	32-1245
1999	2007	GMC	Sierra "Classic" 1500LD ^{3,6}	3"	32-1170	32-1175
1999	2004	GMC	Sierra "Classic" 2500LD ^{3,6}	3"	32-1240	32-1245
2016	2018	GMC	Sierra 1500	3"	32-3920	32-3925
2014	2015	GMC	Sierra 1500 ^{1,22,24}	3"	32-3610	32-3615
2007	2013	GMC	Sierra 1500 ¹⁸ (Excl Denali)	3"	32-2270	32-2275
2007	2010	GMC	Sierra 2500/3500HD ^{3,6,18}	3"	32-2310	32-2315
2011	2014	GMC	Sierra 2500/3500HD ^{3,6,22}	3"	32-2320	32-2325
2015	2018	GMC	Sierra 2500/3500HD ^{3,6,24}	3"	32-3630	32-3635
1995	1999	GMC	Yukon ⁸	3"	32-0080	32-0085
2007	2014	GMC	Yukon/Yukon XL 1500 (Excl Denali & Hybrid) ^{3,14}	3"	32-2110	32-2115
2000	2006	GMC	Yukon/Yukon XL 1500 (Excl Denali) ^{3,6}	3"	32-1170	32-1175
2000	2006	GMC	Yukon/Yukon XL 2500 (Excl Denali) ^{3,6}	3"	32-1240	32-1245
2002	2008	Honda	Pilot	2.5"	33-1930	33-1935
2006	2014	Honda	Ridgeline	2.5"	33-1930	33-1935
2006	2010	Hummer	H3 ³	2.5"	33-1920	—
2006	2008	Isuzu	I-Series ⁸	2.5"	33-1510	33-1515
2006	2010	Jeep	Commander ³	2.5"	33-1990	33-1995
2005	2007	Jeep	Grand Cherokee ³	2.5"	33-1990	33-1995
2011	2015	Jeep	Grand Cherokee ^{3,22}	3"	32-3580	32-3585
2005	2008	Jeep	Liberty ³	2.5"	33-2350	33-2355
2003	2010	Lexus	GX470 2/4WD	2.5"	33-1280	33-1285
2006	2008	Lincoln	Mark LT ⁷	3"	32-1390	32-1395
2003	2014	Lincoln	Navigator L 2/4WD ^{3,22,23}	3"	32-2400	32-2405
2008	2012	Mazda	Tribute	2.5"	33-2060	33-2065
2008	2012	Mazda	Tribute Hybrid	2.5"	33-2060	33-2065
2008	2011	Mercury	Mariner	2.5"	33-2060	33-2065
2008	2011	Mercury	Mariner Hybrid	2.5"	33-2060	33-2065
2006	2010	Mercury	Mountaineer ⁸	2.5"	33-2030	33-2065
2006	2009	Mitsubishi	Raider	3"	32-1660	32-1665
2004	2015	Nissan	Armada 2/4WD ^{3,11,19,22}	3"	32-1480	32-1485
2001	2004	Nissan	Frontier ³	2.5"	—	33-1005
2005	2017	Nissan	Frontier ^{3,8}	3"	32-1690	32-1695
1999,5	2004	Nissan	Pathfinder	2.5"	—	33-0825
2005	2007	Nissan	Pathfinder ^{3,8}	3"	32-1690	32-1695
2008	2012	Nissan	Pathfinder ^{3,8}	3"	32-1800	32-1805
2004	2015	Nissan	Titan King/Crew Cab 2WD ³	3"	32-1480	32-1485
2016	2018	Nissan	Titan XD	3"	32-3650	32-3655
2002	2004	Nissan	Xterra ³	2.5"	—	33-1435
2005	2015	Nissan	Xterra ³	3"	32-1690	32-1695
2009	2018	Ram	Ram 1500 ^{1,22,24,29}	3"	32-1960	32-1965
2010	2018	Ram	Ram 2500/3500 ^{3,24}	3"	32-3550	32-3555
2003	2009	Toyota	4Runner	2.5"	33-1280	33-1285
2010	2018	Toyota	4Runner (Excl 2014-2018 Limited Edition) ^{22,26}	3"	32-3600	32-3605
2006	2014	Toyota	FJ Cruiser ¹¹	3"	32-2210	32-2215
2008	2013	Toyota	Highlander ¹ (Excl Hybrid)	2.5"	33-1020	33-1025
2001	2007	Toyota	Sequoia 3	3"	32-1360	32-1365
2008	2018	Toyota	Sequoia 3	3"	32-2250	32-2255
1998	2004	Toyota	Tacoma	2.5"	33-0900	33-0905
2016	2018	Toyota	Tacoma	3"	32-3880	32-3885
2005	2015	Toyota	Tacoma 11	3"	32-1600	32-1605
1999	2006	Toyota	Tundra 3	3"	32-1360	32-1365
2007	2018	Toyota	Tundra 3, 22, 23	3"	32-2250	32-2255

FOOTNOTES:

1. Cutting of the air dam is required 2. Excludes Silverado SS models 3. Factory tow hooks cannot be re-used 4. Heritage Edition for 2004 only 5. Filler panel must be removed (if equipped) 6. Cutting of the air dam may be required on 2WD models 7. On vehicles w/out tow hooks, minor cutting of air dam is required 8. Minor trimming of air dam may be required 9. Excludes 2WD, 5 cylinder and 4WD, V8 "Off-Road" package 10. If equipped with plastic shroud, it must be removed to complete installation 11. Skid Plate must be removed, if equipped 12. Excludes Power Wagon Package 13. Excludes Hemi-Sport model 14. Minor trimming of the tow hook pockets required 15. Excludes STX models 16. Excludes Harley Davidson Edition 17. Excludes Daytona/Rumble Bee & SRT-10 18. Excludes "Classic" 19. Will not work on Platinum Edition models equipped with front parking sonar system 20. Excludes "Raptor", Harley Davidson, and Limited Editions 21. License Plate Re-locator part # 32-0065 (sold separately) for "Eco Boost" models 22. Excludes models with "Adaptive Cruise (speed) Control", or forward collision warning systems that feature grille mounted laser control sensors 23. Requires lower bumper grille trimming for install on 2010-12 models 24. May interfere with function of front parking sensor if equipped 25. Interferes with front camera function (if equipped) 26. Excludes 2014+ "Limited" 27. Excludes 99-00 Silverado 2500LD (new body style) 28. Will partially block airflow to intercooler on EcoBoost models 29. Excludes Rebel model 30. Plastic covers to be trim at bracket gusset required 31. Excludes models with "Lane Departure Distance Module" 32. Lower valance trimming required

ALSO AVAILABLE:



20" LED Light Mounting Brackets
PART NO. 32-0045



20" B-FORCE LIGHT BAR
... PAGE 79



License Plate Re-Locator
PART NO. 32-0055



OFF-ROAD 6" LIGHTS
... PAGE 76



AXIS AUXILIARY LIGHTS
... PAGE 83

WESTiN® | BULL BARS

CONTOUR SAFARI BULL BAR

304 STAINLESS STEEL / BLACK POWDER COAT

- » Mount kit included
- » 2.0" or 2.5" tube (varies by application)
- » Curved contour bends
- » Continuous compound bends
- » Bolt-on black light tabs included

FINISH: Polished
MATERIAL: 304 Stainless Steel
WARRANTY: Lifetime

FINISH: Black Powder Coat
MATERIAL: Steel
WARRANTY: 3 Year



START	END	MAKE	MODEL	DIAMETER	STAINLESS	BLACK
2013	2017	Buick	Enclave ^{1,3}	2.5"	32-21090	32-21095
2010	2015	Chevrolet	Equinox ^{1,3}	2.5"	32-21020	32-21025
2013	2017	Chevrolet	Traverse ^{1,3}	2.5"	32-21090	32-21095
2018	2018	Chevrolet	Traverse Limited ^{1,3}	2.5"	32-21090	32-21095
2014	2018	Dodge	Durango ³	2.5"	32-21230	32-21235
2013	2016	Ford	Escape ^{1,2,3}	2.0"	32-21010	32-21015
2011	2014	Ford	Edge ^{1,3}	2.5"	32-21050	32-21055
2011	2015	Ford	Explorer ³	2.5"	32-21200	32-21205
2010	2015	GMC	Terrain ^{1,3}	2.5"	32-21020	32-21025
2009	2016	GMC	Acadia ^{1,3}	2.5"	32-21090	32-21095
2012	2014	Honda	CR-V ^{1,3}	2.0"	32-21000	32-21005
2013	2016	Nissan	Pathfinder ^{1,3}	2.5"	32-21180	32-21185
2008	2013	Nissan	Rogue ^{1,3}	2.0"	32-21040	32-21045
2014	2016	Toyota	Highlander ^{1,3}	2.0"	32-21190	32-21195
2010	2013	Toyota	Highlander ^{1,3}	2.0"	32-21070	32-21075
2006	2015	Toyota	RAV4 ^{1,2,3}	2.0"	32-21170	32-21175

FOOTNOTES:

1. Trimming of air dam required for installation 2. Will interfere with front parking sensor if equipped 3. Exclude models with "Adaptive Cruise (speed) control", or forward collision warning system that feature gridded mounted laser control sensors

SUGGESTED OPTIONAL PRODUCTS (SOLD SEPARATELY)



20" B-FORCE SINGLE ROW LIGHT BAR ... PAGE 79



HD Bar Clamp 2.0" PART NO. 32-20005



HD Bar Clamp 2.5" PART NO. 32-20015



AXIS AUXILIARY LIGHTS ... PAGE 83



BULL BARS

SAFARI BULL BAR

304 STAINLESS STEEL / BLACK POWDER COAT

- » Mount kit sold separately
 - » 2" tube
 - » Universal bars
 - » Welded light mounting tabs
- FINISH:** Polished
MATERIAL: 304 Stainless Steel
WARRANTY: Lifetime
- FINISH:** Black Powder Coat
MATERIAL: Steel
WARRANTY: 3 Year



START	END	MAKE	MODEL	STAINLESS	BLACK	REQUIRED MOUNT KIT
2003	2006	Acura	MDX	30-0000	30-0005	30-1255
2008	2012	Buick	Enclave 4	30-0000	30-0005	30-1415
2004	2007	Buick	Rainier	30-0020	30-0025	30-1345
1998	2004	Chevrolet	Blazer Downsize	30-0000	30-0005	30-1065
2005	2009	Chevrolet	Equinox 4	30-0020	30-0025	30-1375
1998	2004	Chevrolet	S-Series Pickup 2	30-0000	30-0005	30-1065
1999	2004	Chevrolet	Tracker	30-0020	30-0025	30-1275
2002	2009	Chevrolet	Trailblazer	30-0020	30-0025	30-1345
1997	2004	Dodge	Dakota	30-0000	30-0005	30-1085
1998	2003	Dodge	Durango	30-0000	30-0005	30-1085
2007	2010	Ford	Edge	30-0000	30-0005	30-1425
2001	2007	Ford	Escape 7	30-0020	30-0025	30-1155
2002	2005	Ford	Explorer (4 door only)	30-0020	30-0025	30-1185
1996	2001	Ford	Explorer 3	30-0000	30-0005	30-1055
2001	2004	Ford	Explorer Sport 2 door	30-0000	30-0005	30-1145
2001	2005	Ford	Explorer Sport Trac	30-0000	30-0005	30-1145
1998	2000	Ford	Ranger 1,8	30-0000	30-0005	30-1055
2001	2008	Ford	Ranger/Edge 8 (Excl STX)	30-0020	30-0025	30-1165
2007	2012	GMC	Acadia 4	30-0000	30-0005	30-1415
2002	2008	GMC	Envoy	30-0020	30-0025	30-1345
1998	2002	GMC	Jimmy Downsize	30-0000	30-0005	30-1065
1998	2004	GMC	S-Series Pickup 2	30-0000	30-0005	30-1065
1997	2001	Honda	CR-V	30-0000	30-0005	30-1005
2002	2006	Honda	CR-V 4	30-0020	30-0025	30-1235
2007	2012	Honda	CR-V 8	30-0000	30-0005	30-1435
1998	2004	Honda	Passport	30-0010	30-0015	30-1075
2003	2008	Honda	Pilot	30-0000	30-0005	30-1255
2001	2006	Hyundai	Santa Fe	30-0020	30-0025	30-1225
2007	2012	Hyundai	Santa Fe	30-0020	30-0025	30-1395
2005	2009	Hyundai	Tucson 7	30-0000	30-0005	30-1385
1999.5	2004	Infiniti	QX4	30-0020	30-0025	30-1115
2003	2008	Isuzu	Ascender	30-0020	30-0025	30-1345
1998	2003	Isuzu	Hombre Pickup	30-0000	30-0005	30-1065
1998	2004	Isuzu	Rodeo (4 door only)	30-0010	30-0015	30-1075
1992	1998	Jeep	Grand Cherokee	30-0010	30-0015	30-1035
1999	2004	Jeep	Grand Cherokee/Laredo	30-0000	30-0005	30-1135
2003	2005	Kia	Sorento 2/4 WD	30-0020	30-0025	30-1315
2003	2004	Lexus	GX470 2/4 WD	30-0020	30-0025	30-1325
2007	2010	Lincoln	MKX 4	30-0000	30-0005	30-1425
1998	2000	Mazda	B-Series Pickup	30-0000	30-0005	30-1055
2001	2012	Mazda	B-Series Pickup	30-0020	30-0025	30-1165
2001	2007	Mazda	Tribute 7	30-0020	30-0025	30-1155
2001	2007	Mercury	Mariner	30-0020	30-0025	30-1155
1997	2001	Mercury	Mountaineer	30-0000	30-0005	30-1055
2003	2008	Mitsubishi	Endeavor	30-0010	30-0015	30-1355
1998	2000	Nissan	Frontier Pickup 5	30-0010	30-0015	30-1285
2001	2004	Nissan	Frontier Pickup 5	30-0020	30-0025	30-1285
1999.5	2004	Nissan	Pathfinder (Excl Armada)	30-0020	30-0025	30-1115
2000	2004	Nissan	Xterra 5	30-0010	30-0015	30-1285
1998	2001	Oldsmobile	Bravada	30-0000	30-0005	30-1065
2002	2004	Oldsmobile	Bravada	30-0020	30-0025	30-1345
2006	2009	Pontiac	Torrent 4	30-0020	30-0025	30-1375
2007	2010	Saturn	Outlook	30-0000	30-0005	30-1415
2002	2007	Saturn	Vue 4	30-0020	30-0025	30-1375
1999	2005	Suzuki	Grand Vitara	30-0020	30-0025	30-1305
1999	2003	Suzuki	XL-7	30-0020	30-0025	30-1305
2003	2009	Toyota	4Runner 2/4 WD	30-0020	30-0025	30-1325
2001	2005	Toyota	Highlander	30-0000	30-0005	30-1335
2001	2007	Toyota	Rav4 4	30-0020	30-0025	30-1205
1998	2004	Toyota	Tacoma	30-0020	30-0025	30-1105

FOOTNOTES:

1. Excludes 2000-02 "Off-Road" package 2. Also fits ZR2 Sonoma High Rider 3. Excludes 2002 models sold in 2001 4. Minor cutting of the air dam is required 5. Factory tow hooks must be removed 6. Removal of plastic grille insert required 7. Relocation of license plate may be necessary 8. Must remove skid plate, if equipped

BULL BARS

OFF-ROAD LIGHT BAR

304 STAINLESS STEEL / BLACK POWDER COAT

- » Mount kit included
- » For post mount LED lights
- » Constructed from 2" steel tubing
- » Accommodates lights up to 8" in diameter
- » Welded light mounting points
- » Vehicle specific applications
- » U.S. Patent No. D521923



FINISH: Polished
MATERIAL: 304 Stainless Steel
WARRANTY: Lifetime

FINISH: Black Powder Coat
MATERIAL: Steel
WARRANTY: 3 Year

START	END	MAKE	MODEL	STAINLESS	BLACK	# OF LIGHTS
2003	2007	Chevrolet	Silverado 2500/3500HD "Classic" ⁵	37-01240	37-01245	4
2007	2010	Chevrolet	Silverado 2500/3500HD ⁶	37-02310	37-02315	4
2014	2015	Chevrolet	Silverado 1500	37-23680	37-23685	4
2003	2007	Chevrolet	Silverado 1500 "Classic"	37-21170	37-21175	4
2007	2013	Chevrolet	Silverado 1500 ⁶	37-02270	37-02275	4
2011	2018	Chevrolet	Silverado 2500/3500HD	37-03610	37-03615	4
2005	2011	Dodge	Dakota ^{1,3,4}	37-01660	37-01665	3
2011	2013	Dodge	Durango	37-03650	37-03655	3
2006	2008	Dodge	Ram 1500	37-01950	37-01955	4
2009	2018	Dodge/Ram	Ram 1500 ⁷	37-02580	37-02585	4
2010	2018	Dodge/Ram	Ram 2500/3500	37-02590	37-02595	4
2006	2008	Ford	F-150	37-02010	37-02015	4
2009	2014	Ford	F-150	37-02500	37-02505	4
2015	2017	Ford	F-150	37-03830	37-03835	4
2005	2007	Ford	F-250/350/450/550 Super Duty	37-01640	37-01645	4
2008	2010	Ford	F-250/350/450/550 Super Duty	37-02360	37-02365	4
2011	2016	Ford	F-250/350/450/550 Super Duty	37-02370	37-02375	4
2001	2011	Ford	Ranger, 2/4WD (Excl STX) ¹	37-01250	37-01255	3
2014	2015	GMC	Sierra 1500	37-23680	37-23685	4
2003	2007	GMC	Sierra 1500 "Classic"	37-21170	37-21175	4
2007	2013	GMC	Sierra 1500 ⁶	37-02270	37-02275	4
2011	2018	GMC	Sierra 2500/3500HD	37-03610	37-03615	4
2016	2018	Toyota	Tacoma	37-03880	37-03885	4
2005	2011	Toyota	Tacoma ¹	37-01600	37-01605	3
2012	2015	Toyota	Tacoma ¹	37-03670	37-03675	3
2007	2013	Toyota	Tundra ²	37-02230	37-02235	4
2014	2018	Toyota	Tundra ³	37-23700	37-23705	4

FOOTNOTES:

1. Accommodates up to three (3) 8" lights 2. Requires lower bumper grille trimming for install on 2010-13 models 3. Tow hooks must be removed if equipped 4. Minor cutting of air dam required if not equipped with tow hooks 5. Excludes GMC Sierra 6. Excludes "Classic" 7. Excludes Rebel model 8. Minor trimming of bumper air dam grill is required to install light bar

NOTE: Rubber mounted lights require the lower isolator to be replaced with a washer/nut combination or modification to the lower isolator to fit.

SUGGESTED OPTIONAL PRODUCTS (SOLD SEPARATELY)

OFF-ROAD 6" LIGHTS

- » 6" round lights
- » Grille style light covers
- » Black Westin brand grille plaque
- » Includes wiring harness only in set of 2



FINISH	DESCRIPTION	SET OF 2	SINGLE UNIT	LIGHT COVER
Chrome	6" Quartz-Halogen Off-Road Lights	09-0500	09-05001	09-0500C
Black	6" Quartz-Halogen Off-Road Lights	09-0505	09-05051	09-0505C

DRIVING LIGHTS

- » High-performance — no stray light loss
- » Includes wiring harness



FINISH	DESCRIPTION	SIZE	PART NO.
Round	Small Driving Lights	4" x 2.75"	09-0105
Round	Large Driving Lights	5.75" x 2.75"	09-0205
Round	Logo Light Cover	5.75" x 2.75" for part # 09-0205	09-0205C
Rectangular	Small Driving Lights	5.25" x 2.5" x 2.75"	09-0305
Rectangular	Large Driving Lights	6" x 4" x 2.75"	09-0405
Rectangular	Logo Light Cover	6" x 4" x 2.75" for part # 09-0405	09-0405C

Warning — Avoid contact with lamps while in operation as they are extremely hot.



LED LIGHT BARS | WESTIN®

NEW B-FORCE ROOF MOUNT 50" LED LIGHT BAR KIT 50" DOUBLE ROW LED LIGHT BAR INCLUDED



FINISH: Textured Black
MATERIAL: Steel
WARRANTY: 3 Year
LED WARRANTY: Limited Lifetime

- » Made of 12 gauge steel brackets
- » Kit includes B-Force 50" Double Row LED light bar, laser-cut mounting brackets, wiring harness and mounting hardware
- » Brackets bolt beneath A-Pillar to prevent roof leaks
- » Black plated stainless-steel exposed hardware

NOTE: Professional installation is recommended. Drilling required



12 GAUGE STEEL BRACKETS




WIRING HARNESS INCLUDED

B-FORCE 50" DOUBLE ROW LED LIGHT BAR INCLUDED

- » 3W Cree LED Chips
- » Power Output: 300 Watts
- » Raw Lumens: 27,000
- » Combo beam provides both spot and flood beam reflectors
- » U.S. Patent No. D783192S

NOTE: Professional installation is recommended. Drilling required



START	END	MAKE	MODEL	POWER OUTPUT	BEAM TYPE	BEAM DISTANCE	LEDS	RAW LUMEN	OPERATING VOLTAGE	TEXTURED BLACK
2014	2018	Chevrolet	Silverado 1500 ¹	300W	Combo	1154	3W Cree	27,000	9V-30V	09-40015
2007	2013	Chevrolet	Silverado 1500 ¹	300W	Combo	1154	3W Cree	27,000	9V-30V	09-40005
2007	2014	Chevrolet	Silverado 2500/3500 (Excl Classic) ¹	300W	Combo	1154	3W Cree	27,000	9V-30V	09-40005
2015	2018	Chevrolet	Silverado 2500/3500 (Excl Classic) ¹	300W	Combo	1154	3W Cree	27,000	9V-30V	09-40015
2009	2018	Dodge	Ram 1500 ¹	300W	Combo	1154	3W Cree	27,000	9V-30V	09-40025
2010	2018	Dodge	Ram 2500/3500 ¹	300W	Combo	1154	3W Cree	27,000	9V-30V	09-40025
2015	2018	Ford	F-150 ¹	300W	Combo	1154	3W Cree	27,000	9V-30V	09-40045
2004	2014	Ford	F-150 ¹	300W	Combo	1154	3W Cree	27,000	9V-30V	09-40035
2017	2018	Ford	F250/350 ¹	300W	Combo	1154	3W Cree	27,000	9V-30V	09-40045
1999	2016	Ford	F250/350 ¹	300W	Combo	1154	3W Cree	27,000	9V-30V	09-40055
2014	2018	GMC	Sierra 1500 ¹	300W	Combo	1154	3W Cree	27,000	9V-30V	09-40015
2007	2013	GMC	Sierra 1500 ¹	300W	Combo	1154	3W Cree	27,000	9V-30V	09-40005
2007	2014	GMC	Sierra 1500 2500/3500 (Excl Classic) ¹	300W	Combo	1154	3W Cree	27,000	9V-30V	09-40005
2015	2018	GMC	Sierra 2500/3500 (Excl Classic) ¹	300W	Combo	1154	3W Cree	27,000	9V-30V	09-40015
2017	2018	Nissan	Titan ¹	300W	Combo	1154	3W Cree	27,000	9V-30V	09-40065
2016	2018	Nissan	Titan XD ¹	300W	Combo	1154	3W Cree	27,000	9V-30V	09-40065
2009	2018	Ram	Ram 1500 ¹	300W	Combo	1154	3W Cree	27,000	9V-30V	09-40025
2010	2018	Ram	Ram 2500/3500 ¹	300W	Combo	1154	3W Cree	27,000	9V-30V	09-40025
2005	2018	Toyota	Tacoma ¹	300W	Combo	1154	3W Cree	27,000	9V-30V	09-40085
2007	2018	Toyota	Tundra ¹	300W	Combo	1154	3W Cree	27,000	9V-30V	09-40075

FOOTNOTES: 1. Drilling required



PERFORMANCE 2X

LOW PROFILE DOUBLE ROW / POWER OUTPUT: 12 – 300 WATTS

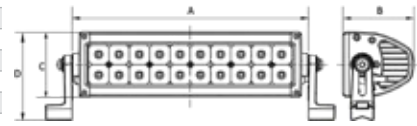
- » Face sizes available in 2", 4", 6", 10", 20", 30", 40" and 50" lengths
- » 3W Osram LED chips
- » 6063 extruded aluminum housing with die-cast ends
- » Dust and moisture resistant lens
- » Gore® pressure equalizing vent
- » Raw Lumens: 1,500 – 23,000
- » Includes wiring harness with connector, switch, relay and in-line fuse and mounting hardware
- » Limited lifetime warranty
- » Available in flood or flex beam



— BEAM PATTERNS —



— DIMENSIONS —



PART NO.	POWER OUTPUT	BEAM TYPE	LEDS	FACE SIZE	RAW LUMENS	BEAM DISTANCE	OPERATING VOLTAGE
09-12230-4F	12W	Flood	4 x 3W Osram	2"	1500	820	9V-30V
09-12230-4S	12W	Flex	4 x 3W Osram	2"	1500	2250	9V-30V
09-12230-8F	24W	Flood	8 x 3W Osram	4"	3000	950	9V-30V
09-12230-8S	24W	Flex	8 x 3W Osram	4"	3000	2610	9V-30V
09-12230-12F	36W	Flood	12 x 3W Osram	6"	4500	1058	9V-30V
09-12230-12S	36W	Flex	12 x 3W Osram	6"	4500	2850	9V-30V
09-12230-20F	60W	Flood	20 x 3W Osram	10"	5700	1425	9V-30V
09-12230-20S	60W	Flex	20 x 3W Osram	10"	5700	3775	9V-30V
09-12230-40F	120W	Flood	40 x 3W Osram	20"	9200	1880	9V-30V
09-12230-40S	120W	Flex	40 x 3W Osram	20"	9200	4950	9V-30V
09-12230-60F	180W	Flood	60 x 3W Osram	30"	13800	2470	9V-30V
09-12230-60S	180W	Flex	60 x 3W Osram	30"	13800	6425	9V-30V
09-12230-80F	240W	Flood	80 x 3W Osram	40"	18400	2880	9V-30V
09-12230-80S	240W	Flex	80 x 3W Osram	40"	18400	7345	9V-30V
09-12230-100F	300W	Flood	100 x 3W Osram	50"	23000	3165	9V-30V
09-12230-100S	300W	Flex	100 x 3W Osram	50"	23000	7920	9V-30V


MODEL	A	B	C	D
09-12230-4	3.6 in.	3.5 in.	3.2 in.	4.4 in.
09-12230-8	5.6 in.	3.5 in.	3.2 in.	4.4 in.
09-12230-12	7.6 in.	3.5 in.	3.2 in.	4.4 in.
09-12230-20	11.7 in.	3.5 in.	3.2 in.	4.4 in.
09-12230-40	21.7 in.	3.5 in.	3.2 in.	4.4 in.
09-12230-60	31.7 in.	3.5 in.	3.2 in.	4.4 in.
09-12230-80	41.8 in.	3.5 in.	3.2 in.	4.4 in.
09-12230-100	51.8 in.	3.5 in.	3.2 in.	4.4 in.

LED LIGHTING

CF2

LOW PROFILE DOUBLE ROW / POWER OUTPUT: 36 – 280 WATTS

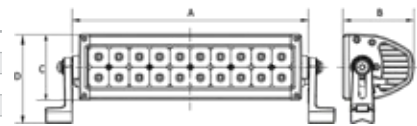
- » Face sizes available in 6", 12", 20", 30", 40" and 50" lengths
- » 3W Epistar LED chips
- » Dust and moisture resistant lens
- » Raw lumens: 2,150 – 19,200
- » Includes mounting hardware and pigtail connector
- » Limited lifetime warranty
- » Available in combo or spot beam



— BEAM PATTERNS —



— DIMENSIONS —



PART NO.	POWER OUTPUT	BEAM TYPE	LEDS	FACE SIZE	RAW LUMENS	BEAM DISTANCE	OPERATING VOLTAGE
09-13206C	36W	Combo	12 x 3W Epistar	6"	2150	1050	10V-30V
09-13206S	36W	Spot	12 x 3W Epistar	6"	2150	2650	10V-30V
09-13212C	72W	Combo	24 x 3W Epistar	12"	3500	1025	10V-30V
09-13212S	72W	Spot	24 x 3W Epistar	12"	3500	3075	10V-30V
09-13220C	120W	Combo	40 x 3W Epistar	20"	6000	1235	10V-30V
09-13220S	120W	Spot	40 x 3W Epistar	20"	6000	3210	10V-30V
09-13230C	180W	Combo	60 x 3W Epistar	30"	10000	1580	10V-30V
09-13230S	180W	Spot	60 x 3W Epistar	30"	10000	3960	10V-30V
09-13240C	240W	Combo	80 x 3W Epistar	40"	14800	2480	10V-30V
09-13240S	240W	Spot	80 x 3W Epistar	40"	14800	6950	10V-30V
09-13250C	300W	Combo	100 x 3W Epistar	50"	19200	2865	10V-30V
09-13250S	300W	Spot	100 x 3W Epistar	50"	19200	7520	10V-30V

MODEL	A	B	C	D
09-13206	8.7 in.	3.4 in.	3.2 in.	4.9 in.
09-13212	12.7 in.	3.4 in.	3.2 in.	4.9 in.
09-13220	22.7 in.	3.4 in.	3.2 in.	4.9 in.
09-13230	32.7 in.	3.4 in.	3.2 in.	4.9 in.
09-13240	42.8 in.	3.4 in.	3.2 in.	4.9 in.
09-13250	49.8 in.	3.4 in.	3.2 in.	4.9 in.



PIGTAIL CONNECTOR

B-FORCE

BLACK FACE WITH DIAMOND PLATE PATTERN / DOUBLE ROW / POWER OUTPUT: 12 – 300 WATTS

- » Face sizes available in 2", 4", 6", 10", 12", 20", 30", 40" and 50" lengths
- » 3W Cree LED chips
- » 6063 extruded aluminum housing with die-cast ends
- » Dust and moisture resistant lens
- » Raw Lumens: 1,080 – 27,000
- » Includes mounting hardware and pigtail connector
- » Limited lifetime warranty
- » Available in flood or combo beam
- » U.S. Patent No. D783192S



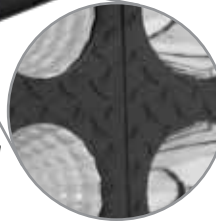
6" DR 10" HDX B-FORCE
FLUSH MOUNT LED KIT
AVAILABLE ... PAGE 81



PIGTAIL CONNECTOR



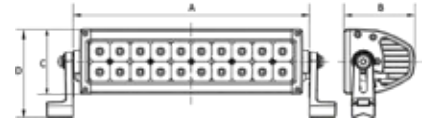
BLACK DIAMOND
PLATE PATTERN



— BEAM PATTERNS —



— DIMENSIONS —



PART NO.	POWER OUTPUT	BEAM TYPE	LEDS	FACE SIZE	RAW LUMENS	BEAM DISTANCE	OPERATING VOLTAGE	MODEL	A	B	C	D
09-12212-4F	12W	Flood	4 x 3w Cree	2"	1080	104	9V-30V	09-12212-4	4.1 in.	3.4 in.	3.1 in.	4.8 in.
09-12212-8F	24W	Flood	8 x 3w Cree	4"	2160	123	9V-30V	09-12212-8	6.1 in.	3.4 in.	3.1 in.	4.8 in.
09-12212-12C	36W	Combo	12 x 3w Cree	6"	3240	326	9V-30V	09-12212-12	8.1 in.	3.4 in.	3.1 in.	4.8 in.
09-12212-20C	60W	Combo	20 x 3w Cree	10"	5400	525	9V-30V	09-12212-20	12.1 in.	3.4 in.	3.1 in.	4.8 in.
09-12212-24C	72W	Combo	24 x 3w Cree	12"	6480	610	9V-30V	09-12212-24	14.1 in.	3.4 in.	3.1 in.	4.8 in.
09-12212-40C	120W	Combo	40 x 3w Cree	20"	10800	849	9V-30V	09-12212-40	22.2 in.	3.4 in.	3.1 in.	4.8 in.
09-12212-60C	180W	Combo	60 x 3w Cree	30"	16200	909	9V-30V	09-12212-60	32.2 in.	3.4 in.	3.1 in.	4.8 in.
09-12212-80C	240W	Combo	80 x 3w Cree	40"	21600	1103	9V-30V	09-12212-80	42.2 in.	3.4 in.	3.1 in.	4.8 in.
09-12212-100C	300W	Combo	100 x 3w Cree	50"	27000	1154	9V-30V	09-12212-100	52.2 in.	3.4 in.	3.1 in.	4.8 in.

B-FORCE

BLACK FACE WITH DIAMOND PLATE PATTERN / SINGLE ROW / POWER OUTPUT: 30 – 250 WATTS


- » Face sizes available in 6", 10", 20", 30", 40" and 50" lengths
- » 5W Cree LED chips
- » 6063 extruded aluminum housing with die-cast ends
- » Dust and moisture resistant lens
- » Gore® pressure equalizing vent
- » Raw Lumens: 2,980 – 24,900
- » Includes mounting hardware and pigtail connector
- » Limited lifetime warranty
- » Available in flood or combo beam
- » U.S. Patent No. D783192S



PIGTAIL CONNECTOR




BLACK DIAMOND
PLATE PATTERN



— BEAM PATTERNS —



— DIMENSIONS —



PART NO.	POWER OUTPUT	BEAM TYPE	LEDS	FACE SIZE	RAW LUMENS	BEAM DISTANCE	OPERATING VOLTAGE	MODEL	A	B	C	D
09-12211-6F	30W	Flood	6 x 5w Cree	6"	2980	299	9V-30V	09-12211-6	7.6 in.	3.4 in.	1.9 in.	3.7 in.
09-12211-10C	50W	Combo	10 x 5w Cree	10"	4980	384	9V-30V	09-12211-10	11.6 in.	3.4 in.	1.9 in.	3.7 in.
09-12211-20C	100W	Combo	20 x 5w Cree	20"	9960	525	9V-30V	09-12211-20	21.4 in.	3.4 in.	1.9 in.	3.7 in.
09-12211-30C	150W	Combo	30 x 5w Cree	30"	14940	635	9V-30V	09-12211-30	31.3 in.	3.4 in.	1.9 in.	3.7 in.
09-12211-40C	200W	Combo	40 x 5w Cree	40"	19920	738	9V-30V	09-12211-40	41.1 in.	3.4 in.	1.9 in.	3.7 in.
09-12211-50C	250W	Combo	50 x 5w Cree	50"	24900	807	9V-30V	09-12211-50	50.9 in.	3.4 in.	1.9 in.	3.7 in.

WESTIN® | LED LIGHT BARS

XTREME

LOW PROFILE SINGLE ROW / POWER OUTPUT: 30 – 250 WATTS

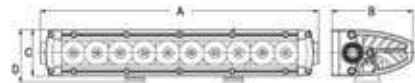
- » Face sizes available in 6", 10", 20", 30", 40" and 50" lengths
- » 5W Cree LED chips
- » 6063 extruded aluminum housing with die-cast ends
- » Dust and moisture resistant lens
- » Gore® pressure equalizing vent
- » Raw Lumens: 3,000 – 21,500
- » Includes wiring harness with connector, switch, relay and in-line fuse and mounting hardware
- » Limited lifetime warranty
- » Available in flood or flex beam



— BEAM PATTERNS —



— DIMENSIONS —



PART NO.	POWER OUTPUT	BEAM TYPE	LEDS	FACE SIZE	RAW LUMENS	BEAM DISTANCE	OPERATING VOLTAGE
09-12270-6F	30W	Flood	6 x 5W Cree	6"	2980	299	9V-30V
09-12270-6S	30W	Flex	6 x 5W Cree	6"	2980	434	9V-30V
09-12270-10F	50W	Flood	10 x 5W Cree	10"	4980	384	9V-30V
09-12270-10S	50W	Flex	10 x 5W Cree	10"	4980	522	9V-30V
09-12270-20F	100W	Flood	20 x 5W Cree	20"	9960	525	9V-30V
09-12270-20S	100W	Flex	20 x 5W Cree	20"	9960	722	9V-30V
09-12270-30F	150W	Flood	30 x 5W Cree	30"	14940	635	9V-30V
09-12270-30S	150W	Flex	30 x 5W Cree	30"	14940	869	9V-30V
09-12270-40F	200W	Flood	40 x 5W Cree	40"	19920	738	9V-30V
09-12270-40S	200W	Flex	40 x 5W Cree	40"	19920	1020	9V-30V
09-12270-50F	250W	Flood	50 x 5W Cree	50"	24900	807	9V-30V
09-12270-50S	250W	Flex	50 x 5W Cree	50"	24900	1140	9V-30V

MODEL	A	B	C	D
09-12270-6	7.6 in.	3.4 in.	1.9 in.	3.7 in.
09-12270-10	11.6 in.	3.4 in.	1.9 in.	3.7 in.
09-12270-20	21.4 in.	3.4 in.	1.9 in.	3.7 in.
09-12270-30	31.3 in.	3.4 in.	1.9 in.	3.7 in.
09-12270-40	41.1 in.	3.4 in.	1.9 in.	3.7 in.
09-12270-50	50.9 in.	3.4 in.	1.9 in.	3.7 in.

FUSION5

SINGLE ROW / POWER OUTPUT: 15 WATTS



AVAILABLE IN PAIR PACK (SET OF 2)

- » Set of (2) Fusion5 LED lights
- » Wiring harness with connector, switch and in-line fuse

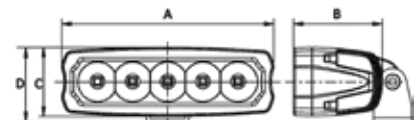


PART NO.	TYPE	FUSE
09-12232-PR	Flex	20A

— BEAM PATTERN —



— DIMENSIONS —



PIGTAIL CONNECTOR

- » Dimensions: 5.5" x 1.8"
- » 3W Epistar LED chips
- » Dust and moisture resistant lens
- » Compact light ideal for ATVs
- » Raw Lumens: 1,850
- » Pivoting base mount bracket
- » Includes mounting hardware and pigtail connector
- » Limited lifetime warranty
- » Available in flex beam

PART NO.	POWER OUTPUT	BEAM TYPE	LEDS	FACE SIZE	RAW LUMENS	BEAM DISTANCE	OPERATING VOLTAGE
09-12232	15W	Flex	5 x 3W Epistar	5.5"	1850	250	9V-30V

MODEL	A	B	C	D
09-12232	5.5 in.	2.3 in.	1.8 in.	1.9 in.

AUXILIARY LIGHTS

WESTIN®

HYPER1 B-FORCE

LED AUXILIARY LIGHTS / POWER OUTPUT: 20 WATTS

- » Dimensions: 3.2" x 3.0"
- » Black diamond tread faceplates
- » Black plated stainless hardware
- » 5W Cree LED chips
- » Dust and moisture resistant lens
- » Raw Lumens: 1,080
- » Set of 2
- » Pivoting base mount bracket
- » Includes mounting hardware and pigtail connectors
- » Limited lifetime warranty
- » Available in spot beam



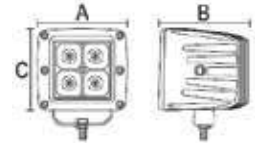
**AVAILABLE IN
PAIR PACK ONLY**

PART NO.	POWER OUTPUT	BEAM TYPE	LEDS	RAW LUMENS
09-12205A-PR	20W	Spot	4 x 5W Cree	1080

— BEAM PATTERN —



— DIMENSIONS —



MODEL	A	B	C
09-12205A-PR	3.2 in.	3.2 in.	3.0 in.

HYPER1

LED AUXILIARY LIGHTS / POWER OUTPUT: 20 WATTS

- » Dimensions: 3.2" x 3.0"
- » 5W Cree LED chips
- » Dust and moisture resistant lens
- » Raw Lumens: 1,080
- » Set of 2
- » Pivoting base mount bracket
- » Includes mounting hardware and pigtail connectors
- » Limited lifetime warranty
- » Available in spot beam



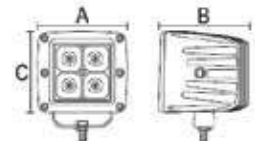
**AVAILABLE IN
PAIR PACK ONLY**

PART NO.	POWER OUTPUT	BEAM TYPE	LEDS	RAW LUMENS
09-12200A-PR	20W	Spot	4 x 5W Cree	1080

— BEAM PATTERN —



— DIMENSIONS —



MODEL	A	B	C
09-12200A-PR	3.2 in.	3.2 in.	3.0 in.

FM4Q

LED FLUSH MOUNT / POWER OUTPUT: 12 WATTS

- » Dimensions: 4.8" x 3.6"
- » 3W Osram LED chips
- » Die-cast aluminum housing
- » Dust and moisture resistant lens
- » Raw Lumens: 1,080
- » Set of 2
- » Includes mounting hardware and pigtail connectors
- » Limited lifetime warranty
- » Available in flood beam



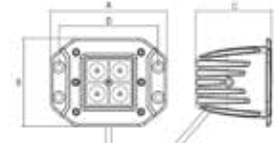
**AVAILABLE IN
PAIR PACK ONLY**

PART NO.	POWER OUTPUT	BEAM TYPE	LEDS	RAW LUMENS
09-1218FM4	12W	Flood	4 x 3W Osram	1080

— BEAM PATTERN —



— DIMENSIONS —



MODEL	A	B	C	D
09-1218FM4	4.8 in.	3.1 in.	3.6 in.	4.0 in.

FM6

LED FLUSH MOUNT / POWER OUTPUT: 18 WATTS

- » Dimensions: 7.7" x 2.4"
- » 3W Bridgelux LED chips
- » Die-cast aluminum housing
- » Dust and moisture resistant lens
- » Raw Lumens: 1,320
- » Set of 2
- » Includes mounting hardware and pigtail connectors
- » Limited lifetime warranty
- » Available in flood beam



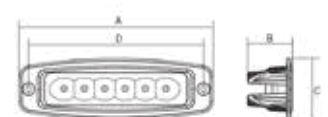
**AVAILABLE IN
PAIR PACK ONLY**

PART NO.	POWER OUTPUT	BEAM TYPE	LEDS	RAW LUMENS
09-1918FM6	18W	Flood	6 x 3W Bridgelux	1320

— BEAM PATTERN —



— DIMENSIONS —



MODEL	A	B	C	D
09-1918FM6	7.7 in.	1.7 in.	2.4 in.	6.9 in.

LED LIGHTING

ULTRA

LED AUXILIARY LIGHT / POWER OUTPUT: 80 WATTS

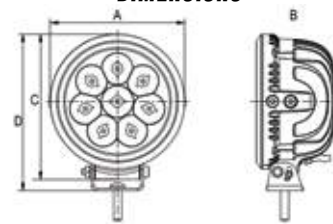
- » Dimensions: 6.5" Round
- » 10W Cree LED chips
- » Dust and moisture resistant lens
- » Raw Lumens: 7,200
- » Die-cast aluminum housing
- » Pivoting base mount bracket
- » Includes mounting hardware and pigtail connector
- » Limited lifetime warranty
- » Available in Flood or Spot beam



— BEAM PATTERNS —



— DIMENSIONS —



MODEL	A	B	C	D
09-12010	6.5 in.	3.9 in.	7.0 in.	7.5 in.



PIGTAIL CONNECTOR

PART NO.	POWER OUTPUT	BEAM TYPE	LEDS	FACE SIZE	RAW LUMENS	BEAM DISTANCE	OPERATING VOLTAGE
09-12010A	80	Spot	8 x 10W Cree	6.5"	7200	1878	9V-30V
09-12010B	80	Flood	8 x 10W Cree	6.5"	7200	627	9V-30V

LED LIGHTING

ODYSSEY

LED AUXILIARY LIGHT / POWER OUTPUT: 35 WATTS

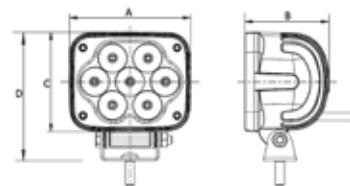
- » Dimensions: 4.4" x 4.2"
- » 5W Osram LED chips
- » Dust and moisture resistant lens
- » Raw Lumens: 3,485
- » Die-cast aluminum housing
- » Pivoting base mount bracket
- » Includes mounting hardware and pigtail connector
- » Limited lifetime warranty
- » Available in Flood or Spot beam



— BEAM PATTERNS —



— DIMENSIONS —



MODEL	A	B	C	D
09-12236	4.4 in.	3.0 in.	4.2 in.	4.6 in.



PIGTAIL CONNECTOR

PART NO.	POWER OUTPUT	BEAM TYPE	LEDS	FACE SIZE	RAW LUMENS	BEAM DISTANCE	OPERATING VOLTAGE
09-12236A	35W	Spot	7 x 5W Osram	4.4" x 4.2"	3485	1100	9V-30V
09-12236B	35W	Flood	7 x 5W Osram	4.4" x 4.2"	3485	525	9V-30V

AUXILIARY LIGHTS

WESTIN®

AXIS

LED AUXILIARY LIGHTS / POWER OUTPUT: 27 WATTS

- » Dimensions: round (4.7") and square (4.6")
- » 3W Osram LED chips
- » Dust and moisture resistant lens
- » Raw lumens: 2,025
- » Die-cast aluminum housing
- » Pivoting base mount brackets
- » Includes mounting hardware and pigtail connector
- » Limited lifetime warranty
- » Available in flood or spot beam



PIGTAIL CONNECTOR

AVAILABLE IN PAIR PACK (SET OF 2)

- » Set of (2) Axis LED auxiliary lights
- » Wiring harness with connector, switch, relay and in-line fuse



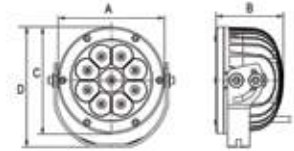
PART NO.	TYPE
09-12007A-PR	Spot
09-12007B-PR	Flood
09-12219A-PR	Spot
09-12219B-PR	Flood

PART NO.	POWER OUTPUT	BEAM TYPE	LEDS	FACE SIZE	RAW LUMENS	BEAM DISTANCE	OPERATING VOLTAGE
09-12007A	27W	Spot	9 x 3W Osram	4.7"	2025	860	9V-30V
09-12007B	27W	Flood	9 x 3W Osram	4.7"	2025	365	9V-30V
09-12219A	27W	Spot	9 x 3W Osram	4.6" x 4.6"	2025	935	9V-30V
09-12219B	27W	Flood	9 x 3W Osram	4.6" x 4.6"	2025	410	9V-30V

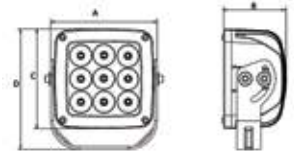
— BEAM PATTERNS —



— DIMENSIONS —



→ PART NO. 09-12007



→ PART NO. 09-12219

MODEL	A	B	C	D
09-12007	4.7 in.	3.0 in.	4.7 in.	5.3 in.
09-12219	4.6 in.	2.9 in.	4.6 in.	5.5 in.

QUADRANT

COMPACT LED AUXILIARY LIGHT / POWER OUTPUT: 20 WATTS

- » Dimensions: 3.0" x 2.6"
- » 5W Cree LED chips
- » Dust and moisture resistant lens
- » Raw Lumens: 1,820
- » Die-cast aluminum housing
- » Pivoting base mount bracket
- » Includes mounting hardware and pigtail connector
- » Limited lifetime warranty
- » Available in flood or spot beam



09-12252A — SPOT



09-12252A — FLOOD

AVAILABLE IN PAIR PACK (SET OF 2)

- » Set of (2) Quadrant LED auxiliary lights
- » Wiring harness with connector, switch and in-line fuse



PART NO.	TYPE
09-12252A-PR	Spot
09-12252B-PR	Flood



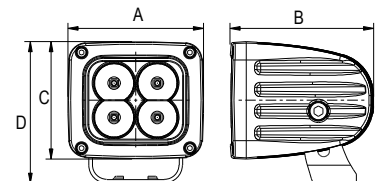
PIGTAIL CONNECTOR

PART NO.	POWER OUTPUT	BEAM TYPE	LEDS	FACE SIZE	RAW LUMENS	BEAM DISTANCE	OPERATING VOLTAGE
09-12007A	27W	Spot	9 x 3W Osram	4.7"	2025	860	9V-30V
09-12007B	27W	Flood	9 x 3W Osram	4.7"	2025	365	9V-30V
09-12219A	27W	Spot	9 x 3W Osram	4.6" x 4.6"	2025	935	9V-30V
09-12219B	27W	Flood	9 x 3W Osram	4.6" x 4.6"	2025	410	9V-30V

— BEAM PATTERNS —



— DIMENSIONS —



MODEL	A	B	C	D
09-12252	3.0 in.	3.1 in.	2.6 in.	3.1 in.

LED LIGHTING

RANGER

LED AUXILIARY LIGHTS / POWER OUTPUT: 10 – 20 WATTS

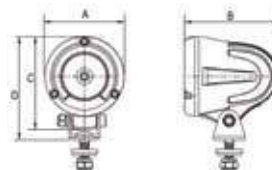
- » Available in 3 styles: (Round) 2.6" x 3.1", (Oval) 4.8" x 3.5" and (Rectangular) 4.2" x 2.4"
- » 10W Cree LED chips
- » Dust and moisture resistant lens
- » Raw Lumens: 900 – 1,800
- » Die-cast aluminum housing
- » Pivoting base mount brackets
- » Includes mounting hardware and pigtail connector
- » Limited lifetime warranty
- » Available in Flood or Spot beam



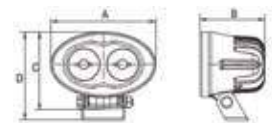
— BEAM PATTERNS —



— DIMENSIONS —



→ PART NO. 09-12012



→ PART NO. 09-12235



→ PART NO. 09-12242



PIGTAIL CONNECTOR

PART NO.	POWER OUTPUT	BEAM TYPE	LEDS	FACE SIZE	RAW LUMENS	BEAM DISTANCE	OPERATING VOLTAGE
09-12012A	10W	Spot	1 x 10W Cree	2.6" x 3.1"	900	685	9V-30V
09-12012B	10W	Flood	1 x 10W Cree	2.6" x 3.1"	900	274	9V-30V
09-12235A	20W	Spot	2 x 10W Cree	4.8" x 3.5"	1800	850	9V-30V
09-12235B	20W	Flood	2 x 10W Cree	4.8" x 3.5"	1800	324	9V-30V
09-12242A	20W	Spot	2 x 10W Cree	4.2" x 2.4"	1800	850	9V-30V
09-12242B	20W	Flood	2 x 10W Cree	4.2" x 2.4"	1800	324	9V-30V

MODEL	A	B	C	D
09-12012	2.6 in.	3.1 in.	3.1 in.	3.4 in.
09-12235	4.8 in.	3.0 in.	3.5 in.	3.9 in.
09-12235	4.8 in.	3.0 in.	3.5 in.	3.9 in.

STRIKER

LARGE OPTIC LED AUXILIARY LIGHT / POWER OUTPUT: 25 WATTS

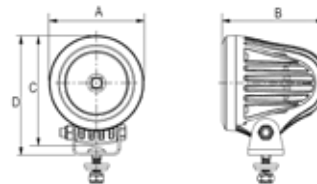
- » Dimensions: 3.4" Round
- » 25W Cree LED chips
- » Dust and moisture resistant lens
- » Raw Lumens: 2,120
- » Die-cast aluminum housing
- » Pivoting base mount brackets
- » Includes mounting hardware and pigtail connector
- » Limited lifetime warranty
- » Available in flood or spot beam



— BEAM PATTERNS —



— DIMENSIONS —



PIGTAIL CONNECTOR

PART NO.	POWER OUTPUT	BEAM TYPE	LEDS	FACE SIZE	RAW LUMENS	BEAM DISTANCE	OPERATING VOLTAGE
09-12016A	25W	Spot	1 x 25W Cree	3.4"	2120	1372	9V-30V
09-12016B	25W	Flood	1 x 25W Cree	3.4"	2120	498	9V-30V

MODEL	A	B	C	D
09-12016	3.4 in.	3.7 in.	3.9 in.	4.3 in.

HD ROUND LED

LED WORK UTILITY LIGHT / POWER OUTPUT: 27 WATTS

- » Dimensions: 4.7" Round
- » 3W Epistar LED Chips
- » Durable ABS housing
- » Dust and moisture resistant lens
- » Raw Lumens: 1,450
- » Pivoting base mount bracket
- » Includes mounting hardware and pigtail connector
- » Limited lifetime warranty
- » Available in Flood beam

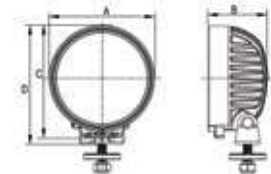


PIGTAIL CONNECTOR

— BEAM PATTERNS —



— DIMENSIONS —



PART NO.	POWER OUTPUT	BEAM TYPE	LEDS	FACE SIZE	RAW LUMENS	BEAM DISTANCE	OPERATING VOLTAGE	MODEL	A	B	C	D
09-12014B	27W	Flood	9 x 3W Epistar	4.7"	1450	125	9V-36V	09-12014	4.7 in.	2.7 in.	5.0 in.	5.3 in.

HD SQUARE LED

LED WORK UTILITY LIGHT / POWER OUTPUT: 27 WATTS

- » Dimensions: 4.4" x 4.7"
- » 3W Epistar LED Chips
- » Durable ABS housing
- » Dust and moisture resistant lens
- » Raw Lumens: 1,450
- » Pivoting base mount bracket
- » Includes mounting hardware and pigtail connector
- » Limited lifetime warranty
- » Available in flood beam

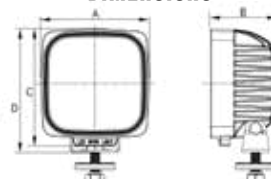


PIGTAIL CONNECTOR

— BEAM PATTERNS —



— DIMENSIONS —



PART NO.	POWER OUTPUT	BEAM TYPE	LEDS	FACE SIZE	RAW LUMENS	BEAM DISTANCE	OPERATING VOLTAGE	MODEL	A	B	C	D
09-12243B	27W	Flood	9 x 3W Epistar	4.4"x4.7"	1450	132	9V-36V	09-12243	4.4 in.	2.7 in.	4.7 in.	5.0 in.

ROUND LED

LED WORK UTILITY LIGHTS / POWER OUTPUT: 18 – 27 WATTS

- » Dimensions: 4.6" Round (6-LED configuration)
- » Dimensions: 4.9" Round (9-LED configuration)
- » 3W Epistar LED Chips
- » Dust and moisture resistant lens
- » Raw Lumens: 950 - 1,450
- » Pivoting base mount bracket
- » Includes mounting hardware and pigtail connector
- » Limited lifetime warranty
- » Available in flood or spot beam



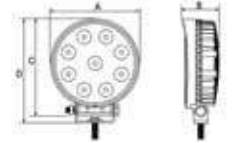
— BEAM PATTERNS —



— DIMENSIONS —



→ PART NO. 09-12005



→ PART NO. 09-12006

MODEL	A	B	C	D
09-12005	4.6 in.	1.7 in.	5.0 in.	5.4 in.
09-12006	4.9 in.	2.0 in.	5.4 in.	5.8 in.



PIGTAIL CONNECTOR

PART NO.	POWER OUTPUT	BEAM TYPE	LEDS	FACE SIZE	RAW LUMENS	BEAM DISTANCE	OPERATING VOLTAGE
09-12005A	18W	Spot	6 x 3W Epistar	4.6"	950	300	9V-30V
09-12005	18W	Flood	6 x 3W Epistar	4.6"	950	130	9V-30V
09-12006A	27W	Spot	9 x 3W Epistar	4.9" x 5.4"	1450	325	9V-30V
09-12006B	27W	Flood	9 x 3W Epistar	4.9" x 5.4"	1450	165	9V-30V

SQUARE LED

LED WORK UTILITY LIGHTS / POWER OUTPUT: 15 – 27 WATTS

- » Dimensions: 4.3" x 5.0" (5-LED configuration)
- » Dimensions: 4.6" x 5.3" (9-LED configuration)
- » 3W Epistar LED Chips
- » Dust and moisture resistant lens
- » Raw Lumens: 800 - 1,450
- » Pivoting base mount bracket
- » Includes mounting hardware and pigtail connector
- » Limited lifetime warranty
- » Available in flood or spot beam



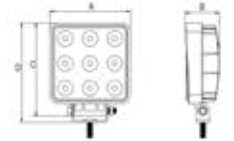
— BEAM PATTERNS —



— DIMENSIONS —



→ PART NO. 09-12210



→ PART NO. 09-12211

MODEL	A	B	C	D
09-12210	4.3 in.	1.6 in.	5.0 in.	5.4 in.
09-12211	4.6 in.	2.0 in.	5.3 in.	5.7 in.



PIGTAIL CONNECTOR

PART NO.	POWER OUTPUT	BEAM TYPE	LEDS	FACE SIZE	RAW LUMENS	BEAM DISTANCE	OPERATING VOLTAGE
09-12210A	15W	Spot	5 x 3W Epistar	4.3" x 5.0"	800	265	9V-30V
09-12210	15W	Flood	5 x 3W Epistar	4.3" x 5.0"	800	120	9V-30V
09-12211A	27W	Spot	9 x 3W Epistar	4.6" x 5.3"	1450	325	9V-30V
09-12211B	27W	Flood	9 x 3W Epistar	4.6" x 5.3"	1450	175	9V-30V

SWIVEL LED

LED WORK UTILITY LIGHT / POWER OUTPUT: 40 WATTS

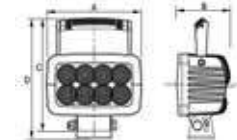
- » Dimensions: 5.7" x 4.7"
- » 5W Osram LED Chips
- » Strong Magnetic base
- » Light swivels and pivots for quick repositioning
- » Dust and moisture resistant lens
- » Raw Lumens: 3,984
- » Includes mounting hardware
- » Includes 12v vehicle connector
- » Limited lifetime warranty
- » Available in Flood beam



— BEAM PATTERNS —



— DIMENSIONS —



PART NO.	POWER OUTPUT	BEAM TYPE	LEDS	FACE SIZE	RAW LUMENS	BEAM DISTANCE	OPERATING VOLTAGE	MODEL	A	B	C	D
09-12238B	40W	Flood	8 x 5W Osram	5.7" x 6.7" (max)	3984	229'	10V-36V	09-12238	5.7 in.	3.2 in.	6.7 in.	7.2 in.

LED ACCESSORIES

PART NO.	DESCRIPTION
09-2000	Bar Clamps, 1.5"
09-2005	Bar Clamps, 1.75"
09-2007	Bar Clamps, 2.0"
09-3000	Side Mounting Brackets for Performance2X Light Bars
32-0045	20" LED light mounting brackets for 3" Ultimate Bull Bar (Set of 2)
32-20005	HD Bar Clamp Brackets, 2" diameter
32-20015	HD Bar Clamp Brackets, 2.5" diameter
32-20025	HD Bar Clamp Brackets, 3" diameter
32-20045	Contour 3.5" Bull Bar 30 Inch LED Light Bar Bracket
32-20055	Contour 3.5" Bull Bar 30 Inch Curved LED Light Bar Bracket
57-0000	HDX Light Clamps (set of 2), Stainless
57-0005	HDX Light Clamps (set of 2), Black
57-0010	HDX Grille Guard LED Light Bracket for 20 or 30 inch LED bar, Stainless
57-0015	HDX Grille Guard LED Light Bracket for 20 or 30 inch LED bar, Black

PERFORMANCE2X DOUBLE ROW COVERS

- » Available in black, blue, red, amber and clear
- » Easy, snap on installation on Performance2X Light bar



PART NO.	DESCRIPTION	COLOR	SIZE
09-12230-K6	6" Lens Cover - Double Row	Black	6"
09-12230-B6	6" Lens Cover - Double Row	Blue	6"
09-12230-R6	6" Lens Cover - Double Row	Red	6"
09-12230-A6	6" Lens Cover - Double Row	Amber	6"
09-12230-C6	6" Lens Cover - Double Row	Clear	6"
09-12230-K	10" Lens Cover - Double Row	Black	10"
09-12230-B	10" Lens Cover - Double Row	Blue	10"
09-12230-R	10" Lens Cover - Double Row	Red	10"
09-12230-A	10" Lens Cover - Double Row	Amber	10"
09-12230-C	10" Lens Cover - Double Row	Clear	10"

LED WIRING HARNESS



PART NO.	DESCRIPTION
09-12000-1	11 ft. long, 14 gauge includes 15 amp fuse w/hard plastic wire loom cover and single connector
09-12000-5	11 ft. long, 12 gauge includes 30 amp fuse w/hard plastic wire loom cover and single connector
09-12000-8	14 ft. long, 14 gauge includes 20 amp fuse w/hard plastic wire loom cover w/pigtail to connect 2 lights

WESTiN® | JEEP® WRANGLER PRODUCTS

NEW LED ROCK LIGHT KIT


Shown with optional
undercarriage
LED Rock Light Kit:
Part No. 09-80015

- » 4 LED lights, rubber mounts, wiring harness and hardware
- » Rubber mounts include 4 flat, 4 angled
- » Wiring harness includes connector, switch, relay and in-line fuse
- » Water resistant connectors
- » 3W Osram LED chips
- » Raw Lumens: 570
- » Power Output: 9W per LED light
- » Dust & moisture resistant lens
- » 9' direct fit wiring harness mounts on Jeep undercarriage
- » 15' universal wiring harness mounts on Westin WJ2 Jeep bumpers
- » Easy install

FINISH: Textured Black
MATERIAL: Aluminum
WARRANTY: Limited Lifetime




RETAIL PACKAGING DESIGN



PART NO. 09-80005

Universal applications or installed on Westin WJ2 front & rear bumpers. Includes 15' wiring harness.



PART NO. 09-80015

Designed to mount on undercarriage near the wheel openings for 2007-2018 Jeep Wrangler. Includes 9' wiring harness.

START	END	MAKE	MODEL	PART NO.
All	All	All	Includes qty 4 lights, 14 feet 9 inches longwiring harness and switch.	09-80005
2007	2018	Jeep	Wrangler JK (Excl 2018 JL)	09-80015
2018	2018	Jeep	Wrangler JL (Excl 2018 JK)	09-80025

NEW WJ2 FRONT STUBBY BUMPER

- » 3/16-inch plate steel construction
- » LED Light Bar Mount fits 20" single row light bar
- » Adjustable brackets accept Westin or competitor light bars
- » Designed to allow winch installation with bumper installed
- » Winches fit inside bumper to allow maximum air flow to the radiator
- » 2 side and 2 front off-road jack points
- » Rock Light mount points on lower bumper corners
- » Recovery hooks feature shackle mount point and hook for easy strap attachment
- » Optional skid plate sold separately
- » Light sold separately
- » No drilling required – bolt on installation
- » Includes bumper, mounting hardware and install instructions

FINISH: Textured Black
MATERIAL: Steel
WARRANTY: 3 Year



WJ2 STUBBY BUMPER W/ BULL BAR

WJ2 STUBBY BUMPER W/ LED LIGHT BAR MOUNT

WJ2 STUBBY BUMPER

START **END** **MAKE** **MODEL**

2007	2018	Jeep	Wrangler JK (Excl 2018 JL) ^{1,2}
2018	2018	Jeep	Wrangler JL (Excl JK)

WJ2 FRONT STUBBY BUMPER		
STUBBY	STUBBY W/LED LIGHT BAR MOUNT	STUBBY W/BULL BAR
59-80005	59-80025	59-80015
59-80065	59-80085	59-80075

FOOTNOTES:

1. Due to the outer dimensions of some competitor winches, minor vehicle frame modifications may be required. 2. Relocation of vacuum pump required for some competitor winches

WJ2 FULL WIDTH FRONT BUMPER



WJ2 FULL WIDTH FRONT BUMPER W/ BULL BAR

WJ2 FULL WIDTH FRONT BUMPER

START **END** **MAKE** **MODEL**

2007	2018	Jeep	Wrangler JK (Excl 2018 JL) ^{1,2}
2018	2018	Jeep	Wrangler (Excl 2018 JK) ¹

WJ2 FULL WIDTH FRONT BUMPER		
FRONT	W/BULL BAR	W/LED LIGHT BAR
59-80035	59-80045	59-80055
59-80105	59-80125	59-80115

FOOTNOTES:

1. Vehicle frame bracket grinding required for some competitor winches 2. Relocation of vacuum pump required for some competitor winches

SKID PLATES



- » 1/8-inch plate steel construction
- » Conceals and protects swaybar and swaybar disconnect motor
- » Direct fit with Westin's WJ2 Bumper products for Wrangler JL/JK
- » No drilling required – bolt on installation*
- » Includes skid plate, cover plate, mounting hardware and install instructions

FINISH: Textured Black
MATERIAL: Steel
WARRANTY: 3 Year
**2013 and up*

START **END** **MAKE** **MODEL**

2007	2018	Jeep	Wrangler JK (Excl 2018 JL)
2018	2018	Jeep	Wrangler JL (Excl JK)

WJ2 FRONT SKID PLATE	
START	END
2007	2018
2018	2018

WJ2 FRONT BUMPER LIGHTED SKID PLATE	
START	END
2007	2018

START **END** **MAKE** **MODEL**

2007	2018	Jeep	Wrangler JK (Excl 2018 JL)
------	------	------	----------------------------

LED BRACKET KIT	
START	END
2007	2018

START **END** **MAKE** **MODEL**

2007	2018	Jeep	Wrangler
------	------	------	----------

LED BRACKET KIT	
START	END
2007	2018

WJ2 REAR BUMPER

- » Bumper made of 3/16-inch plate steel construction
- » Integrated recovery shackle mount points
- » Auxiliary Light mount points for post mount square lights
- » Rock Light mount points on lower bumper corners
- » Bottom frame mount prevents bumper from rotating
- » 2 off-road jack points
- » No drilling required – bolt on installation
- » Includes bumper, mounting hardware and install instructions



Optional HyperQ B-Force or HyperQ LED Lights Sold Separately (See page 81)

FINISH: Textured Black
MATERIAL: Steel
WARRANTY: 3 Year

START **END** **MAKE** **MODEL**

2007	2018	Jeep	Wrangler JK (Excl 2018 JL) ¹
2018	2018	Jeep	Wrangler (Excl 2018 JK) ²

WJ2 REAR BUMPER	
START	END
2007	2018

REAR BUMPER W/ TIRE CARRIER	
START	END
2007	2018

FOOTNOTES:

1. Minor drilling on 2007-2012 vehicles 2. Does not work with vehicles equipped with rear parking sensors.

MARKSMAN FRONT BUMPER

FULL WIDTH

- » Made of 7 gauge steel
- » 1-piece fully welded construction
- » Aggressive chiseled design
- » Fits most medium frame 8,000-12,500 lbs winches
- » Pre-drilled for winch and fairlead mounting
- » Fits most (4) LED Flush mount auxiliary lights*
- » 1" thick HD shackle mounts
- » Mounting brackets mounts directly to frame
- » Textured black finish

*Shown with (4) FM4Q LED Flush Mount Lights – Sold Separately (See page 81)

FINISH: Textured Black
MATERIAL: Steel
WARRANTY: 1 Year

WORKMANSHIP FINISH: Textured Black
WARRANTY: Limited Lifetime



MARKSMAN STINGER FRONT BUMPER*

MARKSMAN FRONT BUMPER*

START	END	MAKE	MODEL	MARKSMAN FRONT BUMPER		
				FRONT BUMPER	W/STINGER	W/BULL BAR
2007	2018	Jeep	JK (Excl 2018 JL)	59-9505-12JK5	59-9515-12JKX5	59-9525-12JKB5

JEEP PRODUCTS

SCOPE FRONT BUMPER

STUBBY

- » 7 gauge steel
- » 1-piece fully welded construction
- » Features a welded bull bar
- » Fits most medium frame 8,000-12,500 lbs winches (up to 10.25" tall)
- » Brackets mount directly to frame
- » Available in textured black finish

FINISH: Textured Black
MATERIAL: Steel
WARRANTY: 1 Year

WORKMANSHIP FINISH: Textured Black
WARRANTY: Limited Lifetime



SCOPE BULL BAR FRONT BUMPER (WELDED 2" DIAMETER BULL BAR)



SCOPE STINGER FRONT BUMPER (WELDED 2" TUBE STINGER)



SCOPE FRONT BUMPER

START	END	MAKE	MODEL	SCOPE FRONT BUMPER		
				FRONT BUMPER	W/STINGER	W/BULL BAR
2007	2018	Jeep	JK (Excl 2018 JL)	59-6505-12JK5	59-6515-12JKX5	59-6525-12JKB5

RECOIL REAR BUMPER

W/ 2 LED FLUSH MOUNT LIGHTS

- » Made of 7 gauge steel
- » 1-piece fully welded construction
- » 1" thick HD shackle mounts
- » (2) Flush mount LED lights included
- » Welded hitch receiver
- » Laser-cut logo on ends
- » Brackets mount directly to frame
- » Textured black finish

FINISH: Textured Black

MATERIAL: Steel

WARRANTY: 1 Year



FM40
» LED FLUSH MOUNT – 3W OSRAM
INCLUDED!

START	END	MAKE	MODEL	RECOIL REAR BUMPER	
				REAR BUMPER	W/TIRE CARRIER
2007	2018	Jeep	JK (Excl 2018 JL) †	59-5505-22JK5	59-5515-22JKS5

FOOTNOTES: 1. Receiver has not been V5 tested for towing. Receiver should be used for accessory mounting only

TUBE FENDERS

HARDWARE INCLUDED



REAR TUBE FENDERS
SOLD IN PAIRS



FRONT TUBE FENDERS
SOLD IN PAIRS

- » Made of 14 gauge steel
- » Front fenders are 6.5" wide
- » Rear fenders are 5" wide
- » 1.5" diameter tube
- » .120" thick wall
- » Allows you to run big tires without lifting
- » Front tube fender includes running lights
- » Front and rear fenders sold in pairs
- » Mating seam is silicone sealed to prevent rust
- » Welded lip design keeps plastic inner fender in place
- » Fender welt included for a finished look
- » Bolt-on - No drilling required
- » Hardware included

FINISH: Textured Black

MATERIAL: Steel

WARRANTY: 3 year

START	END	MAKE	MODEL	FRONT	REAR
2007	2018	Jeep	Wrangler JK (Excl 2018 JL)	62-1005	62-1015
2018	2018	Jeep	Wrangler (Excl 2018 JK)	62-1025	62-1035

TRIPLE TUBE ROCK RAIL STEPS

TEXTURED BLACK

- » Protects rocker panels
- » 16 gauge steel top step plate
- » 2" diameter .120" thick wall tube
- » Mount directly to vehicle frame
- » Coarse texture coated step area for slip resistance
- » Welded support plate with laser cut logo
- » Bolt-on installation - no drilling required

FINISH: Textured Black
MATERIAL: Steel
WARRANTY: 3 year



COARSE TEXTURE COATED STEP AREA FOR SLIP RESISTANCE

START	END	MAKE	APPLICATION	TEXTURED BLACK
2007	2018	Jeep	Wrangler 2dr JK (Excl 2018 JL)	42-6005
2007	2018	Jeep	Wrangler Unlimited 4Dr JK (Excl 2018 JL)	42-6015
2018	2018	Jeep	Wrangler Unlimited 4Dr (Excl 2018 JK)	42-6025


JEEP PRODUCTS

ROCK SLIDER STEPS

TEXTURED BLACK

- » Protects vehicle's rocker panel
- » Snug rocker and body mounting provides maximum clearance
- » Black plated stainless steel hardware
- » Fully functional step with minimal protrusion
- » Slip resistant texture coated steel step plates
- » Easy to clean removable step plate
- » Equipped with two high-lift jack points
- » Available for 2 door and 4 door applications

FINISH: Textured Black
MATERIAL: Steel
WARRANTY: 3 year



START	END	MAKE	APPLICATION	TEXTURED BLACK
2007	2018	Jeep	Wrangler JK (Excl 2018 JL) ¹	42-7005
2018	2018	Jeep	Wrangler JL 2dr (Excl 2018 JK)	42-7025
2018	2018	Jeep	Wrangler JL Unlimited 4dr (Excl 2018 JK)	42-7035
2007	2018	Jeep	Wrangler Unlimited JK (Excl 2018 JL) ¹	42-7015

FOOTNOTES:
 1. Drilling required



Foam gaskets included to protect vehicle finish



OVERHEAD LIGHT HOOP

- » Stainless steel fasteners for superior corrosion protection
- » Side mount brackets to install 50" LED Bar*
- » Pre-drilled for wire management
- » Lower pillar light mounting points for single post lights
- » Textured black finish complements OEM vehicle trim
- » Foam gaskets included to protect vehicle finish
- » Bolt-on installation - no drilling required

FINISH: Textured Black
MATERIAL: Steel
WARRANTY: 3 Year
 *LED lights not included
 NOTE: This product will interfere with opening and closing soft tops

START	END	MAKE	APPLICATION	PART NO.
2007	2018	Jeep	Wrangler JK (Excl 2018 JL)	62-41005



Foam gaskets included to protect vehicle finish




PILLAR LIGHT MOUNT

- » Made of 7 gauge mild steel to sustain the weight of a 50" Light Bar*
- » Stainless steel fasteners for superior corrosion protection
- » Lower pillar light mounting points for single post lights
- » Textured black finish complements OEM vehicle trim
- » Foam gaskets included to protect vehicle finish
- » Bolt-on installation - no drilling required

FINISH: Textured Black
MATERIAL: Steel
WARRANTY: 3 Year
 *LED lights not included

START	END	MAKE	APPLICATION	PART NO.
2007	2018	Jeep	Wrangler JK (Excl 2018 JL)	62-41035
2018	2018	Jeep	Wrangler JL (Excl 2018 JK)	62-41085
2018	2018	Jeep	Wrangler JL Unlimited 4dr (Excl 2018 JK)	62-41085

COWL MOUNT SOLD IN SET OF 2




- » Stainless steel fasteners for superior corrosion protection
- » Mounts directly to existing cowl bolt locations
- » Sold in set of 2
- » Textured black finish complements OEM vehicle trim
- » Foam gaskets included to protect vehicle finish
- » Bolt-on installation - no drilling required

FINISH: Textured Black
MATERIAL: Cast Aluminum
WARRANTY: 3 Year
 Note: LED light bar not included

START	END	MAKE	APPLICATION	PART NO.
2007	2018	Jeep	Wrangler JK (Excl 2018 JL)	62-41025
2018	2018	Jeep	Wrangler JL (Excl 2018 JK)	62-41075
2018	2018	Jeep	Wrangler JL Unlimited 4dr (Excl 2018 JK)	62-41075

HOOD MOUNT SOLD IN SET OF 2



Squirter Re-locator kit included

- » Stainless steel fasteners for superior corrosion protection
- » Easily installs directly to existing hood hinge bolt locations
- » Low profile design does not obstruct drivers view
- » Includes brackets to relocate windshield squirter
- » Textured black finish complements OEM vehicle trim
- » Foam gaskets included to protect vehicle finish
- » Bolt-on installation - no drilling required

FINISH: Textured Black
MATERIAL: Cast Aluminum
WARRANTY: 3 Year
 Note: LED light bar not included

START	END	MAKE	APPLICATION	PART NO.
2007	2018	Jeep	Wrangler JK (Excl 2018 JL)	62-41015

LOWER PILLAR MOUNT SOLD IN SET OF 2



- » For post mount LED lights*
- » Lightweight solid platform made of cast aluminum
- » Stainless steel fasteners for superior corrosion protection
- » Textured black finish complements OEM vehicle trim
- » Cast with wire management channel
- » Foam gaskets included to protect vehicle finish
- » Bolt-on installation - no drilling required

FINISH: Textured Black
MATERIAL: Cast Aluminum
WARRANTY: 3 Year
 *LED lights not included

START	END	MAKE	APPLICATION	PART NO.
2018	2018	Jeep	Wrangler JL (Excl 2018 JK)	62-41095
2018	2018	Jeep	Wrangler JL Unlimited 4dr (Excl 2018 JK)	62-41095
2007	2018	Jeep	Wrangler JK (Excl 2018 JL)	62-41045

BUMPER MOUNT LIGHT BAR

- » Textured black finish complements OEM vehicle trim
- » Light tabs mount up to 3 single post lights or (1) 20" LED Light Bar*
- » Design does not obstruct headlights
- » Bolt-on installation - no drilling required



FINISH: Textured Black
MATERIAL: Steel
WARRANTY: 3 Year
 *LED lights not included

START	END	MAKE	APPLICATION	PART NO.
2018	2018	Jeep	Wrangler JL (Excl 2018 JK)	62-41105
2018	2018	Jeep	Wrangler JL Unlimited 4dr (Excl 2018 JK)	62-41105
2007	2018	Jeep	Wrangler JK (Excl 2018 JL)	62-41055

BUMPER MOUNT 30" LED BAR SOLD IN SET OF 2

- » Design does not obstruct headlights
- » Textured black finish complements OEM vehicle trim
- » Sold in set of 2
- » Bolt-on installation - no drilling required



FINISH: Textured Black
MATERIAL: Steel
WARRANTY: 3 Year
 Note: LED light bar not included

NOTE: Bumper filler panel trimming is required.


START	END	MAKE	APPLICATION	PART NO.
2007	2018	Jeep	Wrangler JK (Excl 2018 JL)	62-41065

SKID PLATES

GAS TANK SKID PLATE (2 DOOR)

- » Protects your Jeep's undercarriage from off-road hazards
- » Available for 2 door and 4 door Jeep Wranglers
- » Made of 7 gauge steel - Textured black
- » Mounts underneath gas tank
- » Bolt-on installation - No-drilling required
- » Easy removal for repairs and servicing
- » Laser-cut openings to reduce weight
- » Mounting hardware included
- » Additional skid plates available; Oil pan, transfer case, evap canister and muffler skid plates available (sold separately).

FINISH: Textured Black
MATERIAL: Steel
WARRANTY: 1 Year



START	END	DESC	MAKE	APPLICATION	PART NO.
2007	2018	Gas Tank Skid Plate	Jeep	Wrangler 2Dr (Excl 2018 JL)	42-21005
2018	2018	Gas Tank Skid Plate	Jeep	Wrangler JL 2dr 2018 (Excl 2018 JK)	42-21065

GAS TANK SKID PLATE (4 DOOR)

- » Protects your Jeep's undercarriage from off-road hazards
- » Available for 2 door and 4 door Jeep Wranglers
- » Made of 7 gauge steel - Textured black
- » Mounts underneath gas tank
- » Bolt-on installation - No-drilling required
- » Easy removal for repairs and servicing
- » Laser-cut openings to reduce weight
- » Mounting hardware included
- » Additional skid plates available; Oil pan, transfer case, evap canister and muffler skid plates available (sold separately).

FINISH: Textured Black
MATERIAL: Steel
WARRANTY: 1 Year



START	END	DESC	MAKE	APPLICATION	PART NO.
2007	2018	Gas Tank Skid Plate Unlimited	Jeep	Wrangler Unlimited 4Dr (Excl 2018 JL)	42-21055
2018	2018	Gas Tank Skid Plate	Jeep	Wrangler JL Unlimited 4dr 2018 (Excl 2018 JK)	42-21115

OIL PAN TRANSMISSION SKID PLATE

- » Protects your Jeep's undercarriage from off-road hazards
- » Available for 2 door and 4 door Jeep Wranglers
- » Made of 7 gauge steel - Textured black
- » Full length plate mounts underneath the oil pan and transmission
- » Bolt-on installation - No-drilling required
- » Easy removal for repairs and servicing
- » Laser-cut openings to reduce weight & provide cooling airflow
- » Formed edges maximize plate strength
- » Mounting hardware included
- » Additional skid plates available; gas tank, transfer case, evap canister and muffler skid plates available (sold separately).

FINISH: Textured Black
MATERIAL: Steel
WARRANTY: 1 Year



START	END	DESC	MAKE	APPLICATION	PART NO.
2007	2011	Oil Pan/Transmission Skid Plate	Jeep	Wrangler Unlimited 2dr or 4dr	42-21125
2012	2018	Oil Pan Skid Plate	Jeep	Wrangler (Excl 2018 JL)	42-21015
2018	2018	Oil Pan/Trans Skid Plate	Jeep	Wrangler JL Unlimited 4dr (Excl 2018 JK)	42-21075
2018	2018	Oil Pan/Trans Skid Plate	Jeep	Wrangler JL (Excl 2018 JK)	42-21075

SKID PLATES

TRANSFER CASE SKID PLATE

- » Protects your Jeep's undercarriage from off-road hazards
- » Available for 2 door and 4 door Jeep Wranglers
- » Made of 7 gauge steel - Textured black
- » Mounts directly underneath transfer case
- » Bolt-on installation - No-drilling required
- » Easy removal for repairs and servicing
- » Laser-cut openings to reduce weight
- » Mounting hardware included
- » Additional skid plates available; gas tank, oil pan, evap canister and muffler skid plates available (sold separately).



FINISH: Textured Black
MATERIAL: Steel
WARRANTY: 1 Year

START	END	DESC	MAKE	APPLICATION	PART NO.
2007	2018	Transfer Case Skid Plate	Jeep	Wrangler (Excl 2018 JL)	42-21025
2018	2018	Transfer Case Skid Plate	Jeep	Wrangler JL Unlimited 4dr (Excl 2018 JK)	42-21085
2018	2018	Transfer Case Skid Plate	Jeep	Wrangler JL (Excl 2018 JK)	42-21085

EVAP CANISTER SKID PLATE

- » Protects your Jeep's undercarriage from off-road hazards
- » Available for 2 door and 4 door Jeep Wranglers
- » Made of 7 gauge steel - Textured black
- » Mounts around evap canister
- » Bolt-on installation - No-drilling required
- » Easy removal for repairs and servicing
- » Laser-cut openings to reduce weight
- » Mounting hardware included
- » Additional skid plates available; gas tank, oil pan, transfer case and muffler skid plates available (sold separately).



FINISH: Textured Black
MATERIAL: Steel
WARRANTY: 1 Year

START	END	DESC	MAKE	APPLICATION	PART NO.
2012	2018	Evap Canister Skid Plate	Jeep	Wrangler (Excl 2018 JL)	42-21035
2018	2018	Evap Canister Skid Plate	Jeep	Wrangler JL (Excl 2018 JK)	42-21095
2018	2018	Evap Canister Skid Plate	Jeep	Wrangler JL Unlimited 4dr (Excl 2018 JK)	42-21095

MUFFLER SKID PLATE

- » Protects your Jeep's undercarriage from off-road hazards
- » Available for 2 door and 4 door Jeep Wranglers
- » Made of 7 gauge steel - Textured black
- » Mounts directly underneath muffler
- » Bolt-on installation - No-drilling required
- » Easy removal for repairs and servicing
- » Laser-cut openings to reduce weight
- » Mounting hardware included
- » Additional skid plates available; gas tank, oil pan, transfer case and evap canister skid plates available (sold separately).



FINISH: Textured Black
MATERIAL: Steel
WARRANTY: 1 Year

START	END	DESC	MAKE	APPLICATION	PART NO.
2007	2018	Muffler Skid Plate	Jeep	Wrangler (Excl 2018 JL)	42-21045
2018	2018	Muffler Skid Plate	Jeep	Wrangler JL Unlimited 4dr (Excl 2018 JK)	42-21105
2018	2018	Muffler Skid Plate	Jeep	Wrangler JL (Excl 2018 JK)	42-21105

JEEP PRODUCTS

HDX DROP NERF STEP BARS

- » Die stamped steel step areas for maximum traction
- » Provides over 2 more inches of toe/heel step area than our competitors
- » Removable step plates for easy cleaning
- » Fits tight to rocker panel for a solid fit and rugged look
- » Solid 1-piece construction
- » Bolt-on installation – no drilling required
- » Mount kit included

FINISH: Textured Black
MATERIAL: Steel
WARRANTY: 5 Year



START	END	MAKE	MODEL	TEXTURED BLACK
2007	2018	Jeep	Wrangler 2Dr JK (Excl 2018 JL)	56-13315
2018	2018	Jeep	Wrangler 4Dr (Excl 2018 JK)	56-14065
2007	2018	Jeep	Wrangler Unlimited 4Dr JK (Excl 2018 JL)	56-13295

HDX STAINLESS DROP NERF STEP BARS

- » Built with corrosion resistant, black powder-coated stainless steel
- » Die stamped stainless steel step areas for maximum traction
- » Includes stainless steel step plates
- » Rust resistant step plates
- » Fits tight to rocker panel for a solid fit and rugged look
- » Solid 1-piece construction
- » Bolt-on installation – no drilling required
- » Mount kit included

FINISH: Textured Black
MATERIAL: 410 Stainless Steel
WARRANTY: 5 Year



START	END	MAKE	MODEL	TEXTURED BLACK
2007	2018	Jeep	Wrangler 2Dr JK (Excl 2018 JL)	56-133152
2018	2018	Jeep	Wrangler 4Dr (Excl 2018 JK)	56-140652
2007	2018	Jeep	Wrangler Unlimited 4Dr JK (Excl 2018 JL)	56-132952

GENX OVAL DROP NERF STEP BARS

- » 4" upper oval tube
- » Drop step is made of 2" oval tube
- » Textured step pad
- » Welded and sealed tube ends
- » Rocker panel mounted
- » U.S. Patent No. 6588793, 6874801



FINISH: Polished
MATERIAL: 304 Stainless Steel
WARRANTY: Lifetime

FINISH: Textured Black
MATERIAL: E-Coated Steel
WARRANTY: 3 Year

START	END	MAKE	MODEL	STAINLESS	BLACK
2007	2018	Jeep	Wrangler Unlimited 4dr (Excl 2018 JL)	20-3290	20-3295
2007	2018	Jeep	Wrangler 2dr (Excl 2018 JL)	20-3310	20-3315
2018	2018	Jeep	Wrangler JL 2dr (Excl 2018 JK)	-	20-4065
2018	2018	Jeep	Wrangler JL 4dr (Excl 2018 JK)	-	20-4075

PRO TRAXX 4 OVAL NERF STEP BARS

- » 4" oval tube
- » 30° OE style bends
- » Bold step pad design
- » Seamless domed ends
- » Bolt-on installation – no drilling required



FINISH: Polished
MATERIAL: 304 Stainless Steel
WARRANTY: Lifetime

FINISH: Black Powder Coat
MATERIAL: E-Coated Steel
WARRANTY: 3 Year

START	END	MAKE	MODEL	MOUNTING	STAINLESS	BLACK
2007	2018	Jeep	Wrangler 2dr (Excl 2018 JL)	Rocker Pnl	21-23310	21-23315
2007	2018	Jeep	Wrangler Unlimited 4dr (Excl 2018 JL)	Rocker Pnl	21-23290	21-23295
2018	2018	Jeep	Wrangler 4Dr(Excl 2018 JK)	-	21-24060	21-24065

PLATINUM 4 OVAL NERF STEP BARS

- » OE style oval tube steps
- » 90° mandrel bends**
- » 4" wide step pad
- » Recessed step area
- » Bolt-on installation – no drilling required*



FINISH: Polished
MATERIAL: 304 Stainless Steel
WARRANTY: Lifetime

FINISH: Black Powder Coat
MATERIAL: E-Coated Steel
WARRANTY: 3 Year

START	END	MAKE	MODEL	STAINLESS	BLACK
2007	2018	Jeep	Wrangler 2dr (Excl 2018 JL) 1	21-3310	21-3315
2007	2018	Jeep	Wrangler 4dr Unlimited (Excl 2018 JL) 1	21-3290	21-3295

FOOTNOTES: 1. Application feature ends with 30° bend

PRO TRAXX 5 OVAL NERF STEP BARS

- » 5" oval tube
- » 30° OE style bends
- » Bold step pad design
- » Seamless domed ends
- » Bolt-on installation – no drilling required*



FINISH: Polished
MATERIAL: 304 Stainless Steel
WARRANTY: Lifetime

FINISH: Black Powder Coat
MATERIAL: E-Coated Steel
WARRANTY: 3 Year

START	END	MAKE	MODEL	STAINLESS	BLACK
2018	2018	Jeep	Wrangler 4Dr (Excl 2018 JK)	21-54060	21-54065

E-SERIES 3 NERF STEP BARS

- » Mount kit included
- » Recessed step area
- » 3" round step bars
- » UV stable step pad
- » Bolt-on installation – no drilling required



FINISH: Polished
MATERIAL: 304 Stainless Steel
WARRANTY: Lifetime

FINISH: Black Powder Coat
MATERIAL: E-Coated Steel
WARRANTY: 3 Year

START	END	MAKE	MODEL	STAINLESS	BLACK	LENGTH	REQUIRED MOUNT KIT
2007	2018	Jeep	Wrangler 2dr (Excl 2018 JL)	22-5000	22-5005	53"	22-1725
2007	2018	Jeep	Wrangler Unlimited 4dr (Excl 2018 JL)	22-5050	22-5055	72"	22-1725

START	END	MAKE	MODEL	MOUNTING	STAINLESS	BLACK
2018	2018	Jeep	Wrangler JL 2dr (Excl 2018 JK)	-	-	23-4065
2018	2018	Jeep	Wrangler JL 4dr (Excl 2018 JK)	-	-	23-4075
2007	2018	Jeep	Wrangler 2dr (Excl 2018 JL)	Frame Mnt	23-3310	23-3315
2007	2018	Jeep	Wrangler Unlimited 4dr (Excl 2018 JL)	Frame Mnt	23-3290	23-3295
2004	2006	Jeep	Wrangler Unlimited	Frame Mnt	23-2850	23-2855
1997	2006	Jeep	Wrangler Excl Unlimited	Frame Mnt	23-0970	23-0975

MAX[®] WESTIN

WINCH MOUNTING SYSTEM

EASY 3 STEP SYSTEM

WINCH TRAY AND BULL/LIGHT BAR
FINISH: Wrinkle Black Powder Coat
MATERIAL: Steel
WARRANTY: 3 Year

1. MAX TRAY (BASE UNIT)



- » Mount kit included
- » Winch trays rated up to 9,500 lbs.
- » Features Tow Hooks notches (46-3005 - 2 needed)
- » Patent Pending

2. MAX BULL BAR/LIGHT BAR



- » Mounts directly to MAX Winch Tray
- » Made of 3" tube
- » Wrinkle black powder coat finish
- » No-drill installation
- » Pre-drilled for wire management

3. OFF-ROAD 9,500 LBS. WINCH



- » Rated Line Pull 9,500 lbs. single line
- » IP67 waterproof rated
- » Motor: 6.6hp 12V series wound
- » Finish: Black
- » Overall Dimensions: 22"(L) x 6.3" (W) x 8.1"(H)

➔ **PART NO. 47-2100**

MAX WINCH TRAY

START	END	MAKE	MODEL	WEIGHT CAPACITY	FINISH	WINCH TRAY	BLACK BB/ LB	# OF LIGHTS
2007	2018	Jeep	Wrangler / Wrangler Unlimited (Excl. 2018 JL) 1, 2	9,500 lbs	Wrinkle Black	46-23635	46-43635	2

MAX TOW HOOK

(1 UNIT PER PACKAGE) ➔ **PART NO. 46-3005**

- » Maximum load rating 12,000 lbs.
- » Finish: Black.



FOOTNOTES:

1 Lights mount to Winch Tray. 2 Removal of factory tow hooks required.

TRAILBLAZER PRODUCTS

TRAILBLAZER FRONT BUMPER



- » Shackle mount tabs
- » Angled light bar with light mount tabs
- » Utilizes Trailblazer Winch Tray part # 47-3106

START	END	MAKE	MODEL	FINISH	PART NO.
1987	2006	Jeep	Wrangler YJ & TJ	Wrinkle Black	42-2005
2007	2018	Jeep	Wrangler JK (Excl. 2018 JL)	Wrinkle Black	42-2015

TRAILBLAZER ROCKER GUARDS



- » 2" Tube dimension
- » Available for 2 and 4 door Wranglers
- » Off-road styling

START	END	MAKE	MODEL	FINISH	PART NO.
1987	2006	Jeep	Wrangler YJ & TJ ²	Wrinkle Black	42-4005
2007	2018	Jeep	Wrangler JK 4 dr (Excl 2018 JL) ²	Wrinkle Black	42-4015
2004	2006	Jeep	Wrangler Unlimited ²	Wrinkle Black	42-4035
2007	2018	Jeep	Wrangler JK 2 dr (Excl 2018 JL)	Wrinkle Black	42-4025

FOOTNOTES: 1 For vehicles without spare tire; clearance required. 2 Drilling required

TRAILBLAZER REAR BUMPER



- » Includes 2" hitch receiver
- » Designed for spare tire clearance
- » Rated to 350 lbs tongue weight and 3,500 lbs trailer weight

START	END	MAKE	MODEL	FINISH	PART NO.
1987	2006	Jeep	Wrangler YJ & TJ ^{1,2}	Wrinkle Black	42-3005
2007	2018	Jeep	Wrangler JK ³ (Excl. 2018 JL)	Wrinkle Black	42-3015

FOOTNOTES:

1 For vehicles without spare tire; clearance required. 2 Drilling required 3 50 lb tongue weight/3500 lb trailer weight.

TRAILBLAZER WINCH TRAY

START	END	MAKE	MODEL	FINISH	PART NO.
2007	2018	Jeep	Wrangler (Excl. 2018 JL)	Wrinkle Black	47-3106
1997	2006	Jeep	Wrangler	Wrinkle Black	47-3104

BUMPERS, WINCH TRAYS AND ROCKER GUARDS

FINISH: Wrinkle Black Powder Coat

WARRANTY: 3 Year

SKYTOP

- » Manufactured from high gloss smoke impact acrylic
- » Translucent high gloss smoke
- » Allows an open feel, while providing protection from the elements
- » Reduces heat, glare, wind and rain

FINISH: High Gloss Smoke

MATERIAL: High-Impact Acrylic

WARRANTY: Limited Lifetime

START	END	MODEL	PART NO.
2007	2018	Wrangler JK - Skytop Combination	72-51066
2007	2018	Wrangler JK - Skytop Front Piece only	72-51062
2007	2018	Wrangler JK - Skytop Rear Piece only	72-51064



FRONT



REAR

JEEP PRODUCTS



JEEP® WRANGLER PRODUCTS

WESTIN®

BODY TRIM ACCESSORIES



SURE FIT FLOOR LINERS

START	END	MODEL	POSITION	BLACK	GRAY	TAN
2014	2018	Wrangler/Wrangler Unlimited JK (Excl 2018 JL)	Front	72-110066	72-120066	72-130066
2014	2018	Wrangler/Wrangler Unlimited (Excl 2018 JL)	Front	72-110034	72-120034	72-130034
2018	2018	Wrangler JL (Excl 2018 JK)	Front	72-110102	-	-
2011	2018	Wrangler Unlimited ¹ (Excl 2018 JL)	2nd Row	72-112067	72-122067	72-132067
2007	2013	Wrangler/Wrangler Unlimited JK	2nd Row	72-112041	72-122041	72-132041
2018	2018	Wrangler JL Unlimited 4dr (Excl 2018 JK)	2nd Row	72-112103	-	-
2007	2013	Wrangler Unlimited	Cargo	72-117068	72-127068	72-137068
2007	2010	Wrangler Unlimited ¹	Cargo	72-117033	72-127033	72-137033
2018	2018	Wrangler JL Unlimited 4dr (Excl 2018 JK)	Cargo	72-117104	-	-

FOOTNOTES: 1. Trimming required for use with factory subwoofer

ACCESSORIES

START	END	MODEL	PART NO.
2007	2018	Wrangler JK - Air Intake (Excl 2018 JL)	72-15001
2007	2018	Wrangler JK - Top Wind Deflector (Excl 2018 JL)	72-20102

DOOR SILL PLATES

START	END	MODEL	PART NO.
2018	2018	Wrangler JL 2dr (Excl 2018 JK)	72-10002
2018	2018	Wrangler JL Unlimited 4dr (Excl 2018 JK)	72-10004

PINCH WELD EDGE COVER

START	END	MODEL	PART NO.
2018	2018	Wrangler JL Unlimited 4dr Excl 2018 JK)	72-20004
2018	2018	Wrangler JL 2dr Excl 2018 JK)	72-20002

PLATINUM BUG SHIELD

START	END	MODEL	SMOKE	CLEAR
2007	2018	Wrangler/Wrangler Unlimited JK (Excl 2018 JL)	72-90150	72-90149
2018	2018	Wrangler JL (Excl 2018 JK)	72-90152	-

ULTRAGUARD BUG SHIELD

START	END	MODEL	SMOKE	CLEAR
1987	2004	Wrangler YJ/TY	72-50766	72-50765

TAPE ON WIND DEFLECTORS

START	END	MODEL	2-PIECE	4-PIECE
2018	2018	Wrangler JL Unlimited 4dr (Excl 2018 JK)	-	72-51404
2018	2018	Wrangler JL (Excl 2018 JK)	72-51468	-
2007	2018	Wrangler/ Wrangler Unlimited JK (Excl 2018 JL)	72-51466	72-51496
1997	2006	Wrangler TJ	72-51460	-

IN CHANNEL WIND DEFLECTORS

START	END	MODEL	2-PIECE	4-PIECE
2018	2018	Wrangler JL (Excl 2018 JK)	72-51467	-
2018	2018	Wrangler JL Unlimited 4dr (Excl 2018 JK)	-	72-51499
2007	2018	Wrangler Unlimited 4 Door JK (Excl 2018 JL)	-	72-51495
2007	2018	Wrangler JK (Excl 2018 JL)	72-51465	-

HEADLIGHT COVERS

START	END	MODEL	SMOKE	CLEAR
1991	1996	Wrangler (Square Lights) YJ	72-50276	72-50275

CLASS III HITCHES AND ELECTRICAL ACCESSORIES

- » Unique delta cut safety chain loops
- » Stylized forged steel collar
- » E-Coated steel for maximum corrosion protection
- » Textured black powder coat finish



START	END	MAKE	MODEL	CLASS	WT CARRYING RATING TW/GTW (LBS)	WT DIST RATING TW/GTW (LBS)	RECEIVER	TUBE	SHAPE	INSTALL EASE	INSTALL TIME (HOURS)	PART NO.
2007	2018	Jeep	Wrangler JK ^{1,4,13}	III	350/3,500	-	2"	N/A	N/A	1	0.5	65-1035
2018	2018	Jeep	Wrangler JL ^{1,4,13}	III	350/3,500	-	2"	N/A	N/A	1	0.5	65-1035

FOOTNOTES:

1. Will not fit vehicle with factory installed hitch receiver 4. Requires OEM style rear bumper and mounting bracket 13. Hitch receiver only, no cross tube

Disclaimer: Always adhere to a vehicle's manufacturer recommended towing specifications. Improper use or installation of these products will void warranty and may result in vehicle damage, personal injury or injury to others. Professional installation of Westin towing products is recommended.

WORKMANSHIP WARRANTY: Limited Lifetime FINISH: Textured Black WARRANTY: 3 Year

T-CONNECTORS

START	END	MODEL	ELECTRIC TYPE SYSTEM	WIRING LOCATION	INSTALL TIME (MIN)	PART NO.
2007	2018	Wrangler (Excl. 2018 JL)	2W	A	10	65-61124
1998	2006	Wrangler	2W	E, G	10	65-61123
1997	1997	Wrangler	2W	E, G	10	65-61121
1991	1995	Wrangler	2W	E, G	10	65-61121
1998	2006	Wrangler TJ (Canada)	2W	E, G	10	65-61123
2007	2009	Wrangler Unlimited	2W	A	10	65-61124
2004	2006	Wrangler Unlimited	2W	E, G	10	65-61123



WIRING LOCATION GUIDE

Wiring positions are shown by letter.



- A Behind the driver's side tail light housing.
- B Behind the passenger side tail light housing.
- C Behind the driver's side cargo area interior access panel.
- D Behind the passenger side cargo area interior access panel.
- E Under the vehicle, behind the bumper fascia on the driver's side.
- F Under the vehicle, behind the bumper fascia near the center of the vehicle
- G Under the vehicle, behind the bumper fascia on the passenger side.

NEW HLR TRUCK RACK

- » Extruded aluminum frame
- » Aluminum punch plate screen
- » Protects rear window without blocking view
- » Strong, sturdy and lightweight design
- » Includes channels to bolt on various accessories
- » Brackets made of mild steel and custom designed for each application
- » Easy installation using existing factory holes
- » No drilling required for most applications



FINISH: Black Power Coat

MATERIAL: Aluminum

WARRANTY: 5 Year

START	END	MAKE	MODEL	BLACK
2007	2018	Chevrolet/GMC	Silverado/Sierra 1500/2500/3500	57-81005
2009	2018	Dodge	Ram 1500/2500/3500	57-81025
2015	2018	Ford	F150	57-81035
1999	2016	Ford	F250/350/450/550 Super Duty	57-81045
2017	2018	Ford	F250/350/450/550 Super Duty	57-81055
2009	2018	Ram	Ram 1500/2500/3500	57-81025
2005	2018	Toyota	Tacoma	57-81065
2007	2018	Toyota	Tundra	57-81075

ACCESSORIES

START	END	MAKE	MODEL	BLACK
All	All	All	HLR Adjustable Tie Down - Single Point	57-89005
All	All	All	HLR Adjustable Tie Down - Multi-Point	57-89015
All	All	All	HLR Ladder-Side Load Brackets	57-89025
All	All	All	HLR LED Light Bar Brackets	57-89035
All	All	All	HLR LED Auxiliary Light Mount	57-89045
All	All	All	HLR Beacon Light Mount - Small	57-89055
All	All	All	HLR Mini Light Bar Mounts	57-89075
All	All	All	HLR Beacon Light Mount - Large	57-89065

HD OVERHEAD TRUCK RACK

- » Adjustable center cross bar included with each rack
- » Made of 2" diameter tube
- » Slotted leg mounts adjust to fit all models
- » U.S. Patent No. D478,802
- » Full bed rail mounting plate included
- » Optional hold-down clamp brackets sold separately

FINISH: Textured Black

MATERIAL: Steel

WARRANTY: 3 Year



START	END	MAKE	MODEL	PART NO.
1999	2018	Chevrolet/GMC	Silverado/Sierra 1500/2500LD Short Bed (6.6 ft)	57-6025
2001	2018	Chevrolet/GMC	Silverado/Sierra 2500HD/3500 Short Bed (6.6 ft)	57-6025
1999	2018	Chevrolet/GMC	Silverado/Sierra 1500/2500LD Long Bed (8 ft)	57-6005
2001	2018	Chevrolet/GMC	Silverado/Sierra 2500HD/3500 Long Bed (8 ft)	57-6005
2002	2018	Dodge/Ram	Ram 1500 Short Bed (6.4 ft)	57-6025
2003	2018	Dodge/Ram	Ram 2500/3500 Short Bed (6.4 ft)	57-6025
2002	2018	Dodge/Ram	Ram 1500 Long Bed (8 ft)	57-6005
2003	2018	Dodge/Ram	Ram 2500/3500 Long Bed (8 ft)	57-6005
2004	2018	Ford	F-150 Long Bed (8 ft)	57-6005
2004	2018	Ford	F-150 Short Bed (6.5 ft)	57-6025
1999	2018	Ford	F250/350/450/550 Long Bed (8 ft)	57-6015
1999	2018	Ford	F250/350/450/550 Short Bed (6.75 ft)	57-6035
2004	2015	Nissan	Titan Short Bed (6.5 ft)	57-6025
2007	2018	Toyota	Tundra Short Bed (6.5 ft)	57-6025
2007	2018	Toyota	Tundra Long Bed (8 ft)	57-6005

USAGE	DESCRIPTION	PART NO.
Universal	HD Rack replacement Linch Pin	57-6101
Universal	Universal Hold Down Clamp (Set of 2)	57-6102

HD HEADACHE RACK

- » Angled louvers provide shade and protect rear window
- » 2" diameter round top tube
- » Welded tie-down hooks
- » 4 mounting tabs for lights
- » Drilling required

FINISH: Black Powder Coat **FINISH:** White Powder Coat
MATERIAL: Steel **MATERIAL:** Steel
WARRANTY: 3 Year **WARRANTY:** 3 Year



START	END	MAKE	MODEL	OVERALL HEIGHT	BLACK	WHITE
2007	2018	Chevrolet	Silverado 1500/2500/3500HD ^{1,4,5}	26"	57-8025	57-8023
1999	2007	Chevrolet	Silverado "Classic" 1500/2500/3500HD ^{1,4,5}	26"	57-8025	57-8023
1988	2000	Chevrolet	C/K Pickup 1500/2500/3500HD ^{1,4,5}	26"	57-8025	57-8023
2002	2018	Dodge/Ram	Ram 1500 ^{2,4,5}	27 1/2"	57-8035	57-8033
2003	2018	Dodge/Ram	Ram 2500/3500 ^{2,4,5}	27 1/2"	57-8035	57-8033
2004	2018	Ford	F-150 ^{1,4,5}	26"	57-8025	57-8023
2008	2018	Ford	F-250/350/450/550HD Super Duty ^{3,4,5}	29"	57-8005	57-8003
2007	2018	GMC	Sierra 1500/2500/3500HD ^{1,4,5}	26"	57-8025	57-8023
1999	2007	GMC	Sierra "Classic" 1500/2500/3500HD ^{1,4,5}	26"	57-8025	57-8023
1988	2000	GMC	C/K Pickup 1500/2500/3500HD ^{1,4,5}	26"	57-8025	57-8023
2007	2018	Toyota	Tundra ^{2,4,5}	26"	57-8025	57-8023

FOOTNOTES:

Rubber mounted lights require the lower isolator to be replaced with a washer/nut combination or modification to the lower isolator to fit. Drilling Required for most applications.

1. For use with toolboxes up to 70" wide 2. For use with toolboxes up to 71" wide 3. For use with toolboxes up to 72" wide 4. Mount Kit PN#57-8093 (white) PN# 57-8095 (black) may be used to accommodate larger tool boxes 5. Drilling of bed required

HD LADDER RACK

- » Heavy duty 1.75" round top tube
- » Use 1 in conjunction with headache rack
- » Mount 2 for use without headache rack
- » Includes 30" adjustable Velcro support strap*
- » Drilling required

FINISH: Black Powder Coat **FINISH:** White Powder Coat
MATERIAL: Steel **MATERIAL:** Steel
WARRANTY: 3 Year **WARRANTY:** 3 Year

UNIVERSAL	SINGLE PACK		SET OF 2	
	BLACK	WHITE	BLACK	WHITE
HD Ladder Rack	57-9005	57-9003	57-9015	57-9013

*Velcro is provided for support only. It is not to be used as a sole means for securing cargo items.



NEW HDX DEF TANK SKID PLATE

- » Replaces thin OEM DEF Tank shield and plastic cover with stronger metal than OEM shield
- » Durable 8 gauge steel main body extends the life of your DEF tank by protecting it from potential damage caused by road debris
- » Lighter 12 gauge front cover provides a finished look and easy access to DEF tank
- » Aluminum HDX badge riveted onto the front cover
- » Mounts to frame and OEM L-brackets that hold the DEF tank
- » Bolt on installation - no drilling required
- » Mounting hardware included

Finish: Textured Black
Material: Steel
Warranty: 3 Year



HDX DEF TANK SKID PLATE SHOWN ON-VEHICLE




START	END	MAKE	MODEL	BLACK
2017	2018	Chevrolet/GMC	Silverado/Sierra 2500/3500 Diesel	57-11005



TRUCK BED MATS AND TAILGATE MATS

- » Heat molded and cut for specific truck bed size and design applications
- » 3/8" thick bed mat
- » 1/8" thick tailgate mat
- » For use with or without a spray liner
- » Made of 100% recycled rubber

FINISH: Black
MATERIAL: Rubber
WARRANTY: 3 Year



CUSTOM FIT TRUCK BED MAT

START	END	MAKE	MODEL	BED LENGTH	MAT DIMS	BED MAT
1988	2006	Chevrolet/GMC	Sport Side/Step side	6.5ft.	48" x 78"	50-6275
2004	2007	Chevrolet/GMC	Silverado/Sierra "Classic"	5.5ft.	64" x 69"	50-6285
1988	1998	Chevrolet/GMC	C/K (excl. 88-91 crew cab)	6.5ft.	64" x 78"	50-6295
2007	2018	Chevrolet/GMC	Silverado/Sierra 1500/2500/3500HD	6.5ft.	62" x 75"	50-6145
2007	2018	Chevrolet/GMC	Silverado/Sierra 1500	5.5ft.	62" x 69"	50-6155
2007	2018	Chevrolet/GMC	Silverado/Sierra 1500/2500/3500HD	8ft.	62" x 97"	50-6165
1999	2007	Chevrolet/GMC	Silverado/Sierra Std. "Classic"	6.5ft.	64" x 78"	50-6175
1999	2007	Chevrolet/GMC	Silverado/Sierra "Classic"	8ft.	64" x 97"	50-6185
2015	2018	Chevrolet/GMC	Colorado/Canyon	5ft.	53" x 60"	50-6385
2015	2018	Chevrolet/GMC	Colorado/Canyon	6ft.	53" x 72"	50-6395
2003	2018	Dodge/Ram	Ram 1500/2500/3500	8ft.	64" x 97"	50-6305
2002	2018	Dodge/Ram	Ram 1500/2500	6.5ft.	64" x 74"	50-6195
2009	2018	Dodge/Ram	Ram 1500	5.5ft.	63" x 66"	50-6205
2004	2014	Ford	F-150	5.5ft.	63" x 66"	50-6105
2004	2014	Ford	F-150	6.5ft.	62" x 78"	50-6115
2004	2014	Ford	F-150	8ft.	62" x 96"	50-6255
2015	2018	Ford	F-150	5.5ft.	64" x 66"	50-6355
2015	2018	Ford	F-150	6.5ft.	64" x 78"	50-6365
2015	2018	Ford	F-150	8ft.	64" x 96"	50-6375
2017	2018	Ford	F-250/350	6.5ft.	64" x 96"	50-6405
2017	2018	Ford	F-250/350	8ft.	64" x 96"	50-6415
1999	2016	Ford	F-250/350 Super Duty	6.5ft.	64" x 82"	50-6125
2005	2018	Toyota	Tacoma Double Cab	5ft.	52" x 59"	50-6315
2005	2018	Toyota	Tacoma	6ft.	52" x 72"	50-6215
2007	2015	Toyota	Tundra	5.5ft.	65" x 67"	50-6235
2007	2015	Toyota	Tundra	6.5ft.	65" x 79"	50-6225
1999	2006	Toyota	Tundra	6.5ft.	63" x 76"	50-6245

UNIVERSAL FIT MAT

START	END	MAKE	MODEL	BED LENGTH	MAT DIMS	BED MAT
—	—	—	Universal 6 ft. X 8 ft.	8 ft.	72" x 96"	50-6325
—	—	—	Universal 5 ft. X 7 ft.	7 ft.	60" x 84"	50-6335
—	—	—	Universal 4 ft. X 8 ft.	8 ft.	46" x 95"	50-6345

TAILGATE MAT

START	END	MAKE	MODEL	BED DIMS	TAILGATE MAT
1988	2007	Chevrolet/GMC	Silverado/Sierra "Classic" (excl. 88-91 crew cab)	60" x 19"	50-6515
2007	2015	Chevrolet/GMC	Silverado/Sierra	59" x 18"	50-6525
2004	2014	Ford	F-150	58" x 20"	50-6505
2005	2015	Toyota	Tacoma	51" x 16"	50-6535
2007	2015	Toyota	Tundra	59" x 26"	50-6545
—	—	—	Universal Mid Size; 54in x 15in	54" x 15"	50-6555

PLATINUM OVAL BED RAILS

- » Universal lengths
- » Heavy duty 304 stainless steel
- » Easy to install
- » Flexible mounting system accommodates most stake pockets with no drilling required
- » Drill mount hardware included for universal fit
- » Accentuates and enhances truck appeal

FINISH: Polished

MATERIAL: 304 Stainless

WARRANTY: Lifetime



START	END	MAKE	MODEL	STAINLESS
2007	2013	Chevrolet/GMC	Silverado/Sierra (5.5 ft Bed)	50-2030
1999	2013	Chevrolet/GMC	Silverado/Sierra (6.5 ft Bed)	50-2040
1999	2013	Chevrolet/GMC	Silverado/Sierra (8 ft Bed)	50-2070
2009	2018	Dodge/Ram	Ram 1500 (5.5 ft Bed)	50-2030
1994	2018	Dodge/Ram	Ram 1500/2500/3500 (6 ft Bed)	50-2040
1994	2018	Dodge/Ram	Ram 1500/2500/3500 (8 ft Bed)	50-2070
2015	2018	Ford	F-150 (5.5 ft Bed)	50-2030
2015	2018	Ford	F-150 (6.75 ft Bed)	50-2040
2015	2018	Ford	F-150 (8 ft Bed)	50-2070
2004	2014	Ford	F-150 (5.5 ft Bed) (Excl Heritage)	50-2030
2004	2014	Ford	F-150 (6.75 ft Bed) (Excl Heritage)	50-2050
2004	2014	Ford	F-150 (8 ft Bed) (Excl Heritage)	50-2070
1999	2018	Ford	F-250/350/450/550HD Super Duty (6.75 ft Bed)	50-2050
1999	2018	Ford	F-250/350/450/550HD Super Duty (8 ft Bed)	50-2070
1998	2011	Ford	Ranger (6 ft Bed)	50-2040
2007	2018	Toyota	Tundra D-Cab (6.5 ft Bed)	50-2040
2007	2018	Toyota	Tundra Crew Max (5.5 ft Bed)	50-2020
2007	2018	Toyota	Tundra D-Cab (8 ft Bed)	50-2070

UNIVERSAL FIT CHART		
OVERALL LENGTH	MOUNT HOLE (CENTER TO CENTER)	PART NO.
40"	36"	50-2000
51.5"	47.5"	50-2010
58"	54"	50-2020
64"	60"	50-2030
71.5"	67.5"	50-2040
75.3"	71.3"	50-2050
91.5"	87.5"	50-2070

TRUCK-PAL TAILGATE LADDER

- » Lightweight aluminum construction
- » Duty rated at 300 lbs
- » Mountable on trucks with bed covers
- » Fits open tailgates up to 38" high
- » U.S. Patent No. 7,422,263

FINISH: Brushed

MATERIAL: 6063-T6 Aluminum Alloy

WARRANTY: 3 Year

HEIGHT	PART NO.
38"	10-3000






PRO-SERIES TOOL BOXES

- » Available in several dimensions: Standard, deep, wide and deep/wide
- » Beveled lid design
- » Under body support for added strength
- » Full rubber weather seal
- » Diamond tread back
- » Sturdy hinge point
- » Strong prop mounting points — lid and body
- » Full metal shield for props
- » Strut reinforced lid

FINISH: Polished **FINISH:** Black Textured and Black Powder Coat
MATERIAL: Aluminum **MATERIAL:** Aluminum
WARRANTY: Lifetime Lifetime **WARRANTY:** Lifetime Lifetime



Under body support for added strength

BEDSAFE

DESCRIPTION	ALUMINUM PART NO.
Bedsafe 48in D x 20in W x 9.5in H single drawer	80-HBS306
Bedsafe 48in D x 30in W x 9.5in H single drawer	80-HBS307
Bedsafe 48in D x 40in W x 9.5in H single drawer	80-HBS308
Bedsafe 24in D x 30in W x 9.5in H single drawer	80-HBS312
Bedsafe 48in D x 20in W x 12in H single drawer	80-HBS336
Bedsafe 48in D x 40in W x 12in H single drawer	80-HBS338
Bedsafe 72in D x 40in W x 9.5in H single drawer	80-HBS340
Bedsafe 60in D x 40in W x 9.5in H single drawer	80-HBS341




JOBSITE BOX

DESCRIPTION	OVERALL DIMS				ALUMINUM	BLACK TEXTURED	BLACK
	L	W	H	WT			
JobSite Box	50	12	12	31	80-JSB-100	80-JSB-100-BT	80-JSB-100-B



CONDUIT CARRIERS

DESCRIPTION	OVERALL DIMS				ALUMINUM
	L	W	H	WT	
Aluminum Conduit Carrier (w/install kit)	121.5	11	6	46	80-CC121
Aluminum Conduit Carrier Extension	6	11	6	4	80-CC006




CROSSOVER BOXES - FULL LID

DESCRIPTION	MODEL	OVERALL DIMS				BASE DIMS			ALUMINUM	BLACK TEXTURED	BLACK
		L	W	H	WT	L	W	H			
Full Lid Pro Series Full Size CrossOver Xtra Wide	Full Size - Xtra Wide	71	27	18	101	60	27	11	80-RB117FL	80-RB117FL-BT	80-RB117FL-B
Full Lid Pro Series Full Size CrossOver Xtra Deep / Xtra Wide w/ slant	Full Size - Xtra Deep & Xtra Wide	71	23	23	105	60	23	16	80-RB120FL	80-RB120FL-BT	80-RB120FL-B
Full Lid Pro Series Full Size CrossOver Xtra Deep	Full Size - Xtra Deep	71	20	23	90	60	20	16	80-RB123FL	80-RB123FL-BT	80-RB123FL-B
Full Lid Pro Series Full Size CrossOver Standard	Full Size - Standard	71	20	18	84	60	20	11	80-RB127FL	80-RB127FL-BT	80-RB127FL-B
Full Lid Pro Series Mid Size / Down Size CrossOver - Long Bed Only	Mid Size - Down Size - Long Bed	62	20	18	75	51	20	11	80-RB137FL	80-RB137FL-BT	80-RB137FL-B
Full Lid Pro Series Full Size Step Side & Down Size - Shallow Depth	Full Size Step Side & Down Size	60	20	13	65	49	20	6	80-RB154FL	80-RB154FL-BT	80-RB154FL-B
Full Lid Pro Series Mid Size / Down Size CrossOver - LB & SB wide and shallow	Mid Size - Down Size	62	27	13	79	51	27	6	80-RB155FL	80-RB155FL-BT	80-RB155FL-B



CROSSOVER BOXES - FULL LID LOW PROFILE

DESCRIPTION	MODEL	OVERALL DIMS				BASE DIMS			ALUMINUM	BLACK TEXTURED	BLACK
		L	W	H	WT	L	W	H			
Low Profile Full Lid Pro Series Full Size CrossOver Standard	Full Size - Low Profile	71	20	15.5	80	60	20	11	80-RB121LP	80-RB121LP-BT	80-RB121LP-B






TOOL BOXES



GULL WING BOXES

DESCRIPTION	OVERALL DIMS				BASE DIMS			ALUMINUM	BLACK TEXTURED	BLACK
	L	W	H	WT	L	W	H			
Gull Wing Lid Pro Series Full Size Xtra Wide	71	27	18	90	60	27	11	80-RB114GW	80-RB114GW-BT	80-RB114GW-B
Gull Wing Lid Pro Series Full Size Standard	71	20	18	75	60	20	11	80-RB124GW	80-RB124GW-BT	80-RB124GW-B
Gull Wing Lid Pro Series Mid Size / Down Size - Long Bed Only	62	20	18	70	51	20	11	80-RB134GW	80-RB134GW-BT	80-RB134GW-B
Gull Wing Lid Pro Series Full Size Step Side & Down Size Shallow Depth	60	20	13	60	49	20	6	80-RB153GW	80-RB153GW-BT	80-RB153GW-B
Gull Wing Lid Pro Series Full Size Xtra Deep	71	20	23	85	60	20	16	80-RB157GW	80-RB157GW-BT	80-RB157GW-B
Gull Wing Lid Pro Series Full Size Xtra Deep / Xtra Wide w/ Slant	71	23	23	100	60	23	16	80-RB158GW	80-RB158GW-BT	80-RB158GW-B
Gull Wing Lid Pro Series Mid Size / Down Size - LB & SB wide and shallow	62	27	13	80	51	27	6	80-RB159GW	80-RB159GW-BT	80-RB159GW-B



LOW PROFILE LOSIDER BOXES

DESCRIPTION	OVERALL DIMS				BASE DIMS			ALUMINUM	BLACK TEXTURED	BLACK
	L	W	H	WT	L	W	H			
Low Profile LoSider Side Rail 56in Box, Pro Series	56	19	11.75	52	56	13.5	7	80-RB178-9	80-RB178-9-BT	80-RB178-9-B
Low Profile LoSider Sid Rail 47in Box, Pro Series	47	19	11.75	45	47	13.5	7	80-RB180-1	80-RB180-1-BT	80-RB180-1-B



CHEST BOXES

DESCRIPTION	OVERALL DIMS				BASE DIMS				ALUMINUM	BLACK TEXTURED	BLACK
	L	W	H	WT	L	W	H	RISE			
Chest 54in, Pro Series	54	20	19	55	54	16	19	5	80-RB654	80-RB654-BT	80-RB654-B
Chest 60in, Pro Series	60	20	19	60	60	16	19	5	80-RB664	80-RB664-BT	80-RB664-B
Chest 47in, Pro Series	47	20	19	46	47	16	19	5	80-RB674	80-RB674-BT	80-RB674-B
Chest 60in, Pro Series - Xtra Wide	60	27	19	74	52	27	19	—	80-RB684	80-RB684-BT	80-RB684-B



LOSIDER SIDE RAIL BOXES

DESCRIPTION	OVERALL DIMS				BASE DIMS			ALUMINUM	BLACK TEXTURED	BLACK
	L	W	H	WT	L	W	H			
LoSider Side Rail 87in Box, Pro Series	87	16	13	72	87	10.5	6	80-RB164	80-RB164-BT	80-RB164-B
LoSider Side Rail 70in Box, Pro Series	70	16	13	65	70	10.5	6	80-RB172	80-RB172-BT	80-RB172-B
LoSider Side Rail 56in Box, Pro Series	56	16	13	52	56	10.5	6	80-RB174	80-RB174-BT	80-RB174-B
LoSider Side Rail 47in Box, Pro Series	47	16	13	45	47	10.5	6	80-RB184	80-RB184-BT	80-RB184-B



PORK CHOP BOXES

DESCRIPTION	OVERALL DIMS				ALUMINUM	BLACK TEXTURED	BLACK
	L	W	H	WT			
Pork Chop Driver Side 46in, Pro Series	46.25	9.25	19	22	80-RB160	80-RB160-BT	80-RB160-B
Pork Chop Pass Side 46in, Pro Series	46.25	9.25	19	22	80-RB161	80-RB161-BT	80-RB161-B
Pork Chop 46in Driver Side Wide, Pro Series	46.25	13	19	32	80-RB162	80-RB162-BT	80-RB162-B
Pork Chop 46in Pass Side Wide, Pro Series	46.25	13	19	32	80-RB163	80-RB163-BT	80-RB163-B



GOOSE NECK/FIFTH WHEEL TOOL BOXES

DESCRIPTION	OVERALL DIMS				ALUMINUM	BLACK TEXTURED	BLACK
	L	W	H	WT			
V Shape Goose Neck / Fifth Wheel 57in Tailgate Box, 1 Drawer / 2 Rear Swing Doors, Pro Series	57	19	19	53	80-RB257D	80-RB257D-BT	80-RB257D-B



MAXIMUS CHEST BOXES

DESCRIPTION	OVERALL DIMS				BASE DIMS			ALUMINUM	BLACK TEXTURED	BLACK
	L	W	H	WT	L	W	H			
Maximus 24in Chest, Pro Series	48	24	24	76	48	22	17	80-RB624	80-RB624-BT	80-RB624-B
Maximus 30in Chest, Pro Series	48	30	30	95	48	28	17	80-RB630	80-RB630-BT	80-RB630-B




TOOL BOXES



HIGH CAPACITY STAKE BED CONTRACTOR BOXES

DESCRIPTION	OVERALL DIMS				ALUMINUM	BLACK TEXTURED	BLACK
	L	W	H	WT			
High Capacity 72in Stake Bed Contractor TopSider w/ Doors, Pro Series	72	20	24	80	80-TB400-72	80-TB400-72-BT	80-TB400-72-B
High Capacity 72in Stake Bed Contractor TopSider w/ Bottom Drawers, Pro Series	72	20	24	96	80-TB400-72-BD	80-TB400-72-BD-BT	80-TB400-72-BD-B
High Capacity 96in Stake Bed Contractor TopSider w/ Doors, Pro Series	96	20	24	100	80-TB400-96D	80-TB400-96D-BT	80-TB400-96D-B
High Capacity 96in Stake Bed Contractor TopSider w/ Bottom Drawers, Pro Series	96	20	24	124	80-TB400-96D-BD	80-TB400-96D-BD-BT	80-TB400-96D-BD-B



CONTRACTOR TOP SIDER BOXES

DESCRIPTION	OVERALL DIMS				ALUMINUM	BLACK TEXTURED	BLACK
	L	W	H	WT			
Contractor TopSider 48in w/ Doors, Pro Series	48	13.5	21	40	80-TBS200-48	80-TBS200-48-BT	80-TBS200-48-B
Contractor TopSider 60in w/ Doors, Pro Series	60	13.5	21	44	80-TBS200-60	80-TBS200-60-BT	80-TBS200-60-B
Contractor TopSider 72in w/ Doors, Pro Series	72	13.5	21	48	80-TBS200-72	80-TBS200-72-BT	80-TBS200-72-B
Contractor TopSider 88in w/ Doors, Pro Series	88	13.5	21	58	80-TBS200-88D	80-TBS200-88D-BT	80-TBS200-88D-B
Contractor TopSider 90in w/ Doors, Pro Series	90	13.5	21	63	80-TBS200-90D	80-TBS200-90D-BT	80-TBS200-90D-B
Contractor TopSider 96in w/ Doors, Pro Series	96	13.5	21	73	80-TBS200-96D	80-TBS200-96D-BT	80-TBS200-96D-B
Contractor TopSider 48in w/ Drawers & Doors, Pro Series	48	13.5	21	45	80-TBS200-48-BD	80-TBS200-48-BD-BT	80-TBS200-48-BD-B
Contractor TopSider 60in w/ Drawers & Doors, Pro Series	60	13.5	21	52	80-TBS200-60-BD	80-TBS200-60-BD-BT	80-TBS200-60-BD-B
Contractor TopSider 72in w/ Drawers & Doors, Pro Series	72	13.5	21	58	80-TBS200-72-BD	80-TBS200-72-BD-BT	80-TBS200-72-BD-B
Contractor TopSider 88in w/ Drawers & Doors, Pro Series	88	13.5	21	68	80-TBS200-88D-BD	80-TBS200-88D-BD-BT	80-TBS200-88D-BD-B
Contractor TopSider 90in w/ Drawers & Doors, Pro Series	90	13.5	21	73	80-TBS200-90D-BD	80-TBS200-90D-BD-BT	80-TBS200-90D-BD-B
Contractor TopSider 96in w/ Drawers & Doors, Pro Series	96	13.5	21	83	80-TBS200-96D-BD	80-TBS200-96D-BD-BT	80-TBS200-96D-BD-B



CONTRACTOR UNDER BODY BOXES

DESCRIPTION	OVERALL DIMS				ALUMINUM	BLACK TEXTURED	BLACK
	L	W	H	WT			
Under Body 24in x 20in w/ Top Drawer	24	18	20	29	80-UB24-20TD	80-UB24-20TD-BT	80-UB24-20TD-B
Under Body 30in x 20in w/ Top Drawer	30	18	20	35	80-UB30-20TD	80-UB30-20TD-BT	80-UB30-20TD-B
Under Body 36in x 20in w/ Top Drawer	36	18	20	38	80-UB36-20TD	80-UB36-20TD-BT	80-UB36-20TD-B
Under Body 48in x 20in w/ Top Drawer	48	18	20	45	80-UB48-20TD	80-UB48-20TD-BT	80-UB48-20TD-B
Under Body 60in x 20in w/ Top Drawer	60	18	20	67	80-UB60-20TD	-	80-UB60-20TD-B



HD STEP BOXES

DESCRIPTION	INDIV. DIMS				
	L	W	H	WT	ALUMINUM
HD Step Box 12in	28.375	22	12	36	80-HSB12
HD Step Box 18in	28.375	22	18	46	80-HSB18
HD Step Box 24in	28.375	22	24	56	80-HSB24
HD Step Box 30in	28.375	22	30	66	80-HSB30



HD UNDER BODY DROP DOWN DOOR BOXES

DESCRIPTION	INDIV. DIMS				
	L	W	H	WT	ALUMINUM
HD Under Body 18in x 18in drop down door	18	18	18	31	80-HUB1818
HD Under Body 18in x 24in drop down door	24	18	18	33	80-HUB1824
HD Under Body 18in x 30in drop down door	30	18	18	42	80-HUB1830
HD Under Body 18in x 36in drop down door	36	18	18	45	80-HUB1836
HD Under Body 18in x 48in drop down door	48	18	18	56	80-HUB1848
HD Under Body 18in x 60in drop down door	60	18	18	70	80-HUB1860
HD Under Body 24in x 18in drop down door	18	24	24	48	80-HUB2418
HD Under Body 24in x 24in drop down door	24	24	24	50	80-HUB2424
HD Under Body 24in x 30in drop down door	30	24	24	58	80-HUB2430
HD Under Body 24in x 36in drop down door	36	24	24	72	80-HUB2436
HD Under Body 24in x 48in drop down door	48	24	24	84	80-HUB2448
HD Under Body 24in x 60in drop down door	60	24	24	96	80-HUB2460
HD Under Body 24in x 72in drop down door	72	24	24	107	80-HUB2472





TOOL BOXES

WESTIN®

HD UNDER BODY SWING DOOR BOXES

DESCRIPTION	INDIV. DIMS				ALUMINUM
	L	W	H	WT	
HD Under Body 18in x 18in Swing Door	18	18	18	25	80-HBD1818
HD Under Body 18in x 24in Swing Door	24	18	18	33	80-HBD1824
HD Under Body 18in x 30in Swing Door	30	18	18	39	80-HBD1830
HD Under Body 24in x 30in Swing Door w/ 3 pt. Latch	30	24	24	61	80-HBD2430
HD Under Body 18in x 36in Double Swing Doors w/ 3 pt. Latch	36	18	18	45	80-HBD1836
HD Under Body 18in x 48in Double Swing Doors w/ 3 pt. Latch	48	18	18	58	80-HBD1848
HD Under Body 18in x 60in Double Swing Doors w/ 3 pt. Latch	60	18	18	71	80-HBD1860
HD Under Body 24in x 36in Double Swing Doors w/ 3 pt. Latch	36	24	24	66	80-HBD2436
HD Under Body 24in x 48in Double Swing Doors w/ 3 pt. Latch	46	24	24	70	80-HBD2448
HD Under Body 24in x 60in Double Swing Doors w/ 3 pt. Latch	60	24	4	81	80-HBD2460



UNDER BODY BOX MOUNTING BRACKETS

DESCRIPTION	DIMENSIONS				ALUMINUM
	L	W	H	WT	
Under Body Bracket 18in (1 pair)	18	2	18	6	80-HBK18
Under Body Bracket 24in (1 pair)	24	2	24	10	80-HBK24

TOOL BOX DIVIDERS

DESCRIPTION	DIMENSIONS				
	L	W	H	WT	DIVIDERS
Drawer Divider for TBS200-BD Series Models (1 pc) - Yellow	11	0.063	3.5	1	80-D11
Drawer Divider for UB-TD Series Models (1 pc) - Yellow	16	0.063	3.5	1	80-D16
Drawer Divider for TB400-BD Series Models (1 pc) - Yellow	18	0.063	3.5	1	80-D18



HD TOPSIDER BOXES

DESCRIPTION	INDIV. DIMS				ALUMINUM
	L	W	H	WT	
HD TopSider 13in x 48in w/ Flip Up Door	48	13	16	47	80-HTB48
HD TopSider 13in x 60in w/ Flip Up Door	60	13	16	59	80-HTB60
HD TopSider 13in x 72in w/ Flip Up Door	72	13	16	69	80-HTB72
HD TopSider 13in x 88in w/ Flip Up Doors	88	13	16	82	80-HTB88
HD TopSider 13in x 96in w/ Flip Up Doors	96	13	16	87	80-HTB96



HIGH CAPACITY HD TOPSIDER BOXES

DESCRIPTION	INDIV. DIMS				ALUMINUM
	L	W	H	WT	
High Capacity HD TopSider 16in x 72in w/ Flip Up Door	72	16	18	77	80-HTB72C
High Capacity HD TopSider 16in x 88in w/ Flip Up Doors	88	16	18	95	80-HTB88C
High Capacity HD TopSider 16in x 96in w/ Flip Up Doors	96	16	18	102	80-HTB96C



HD UNDER BODY BOXES

DESCRIPTION	INDIV. DIMS				ALUMINUM
	L	W	H	WT	
HD Under Body 24in x 24in w/ Top & Bottom Drawers	24	24	24	68	80-HDD24
HD Under Body 24in x 36in w/ Top & Bottom Drawers	36	24	24	101	80-HDD36



TOOL BOXES

WESTIN® FLOOR LINERS

PROFILE FLOOR LINERS

- » Protect vehicle carpet from daily wear and tear*
- » Easy to install
- » Made of flexible, durable and odorless rubberized polymer
- » Liners maintain their shape in heat, cold and from heavy loads
- » Designs contour vehicle floor area
- » Up to 2" lip around liner edge keeps spills and debris contained
- » Raised textured surface for great traction
- » Material is easy to clean
- » Application specific designs available for trucks, cars, SUV/CUVs
- » Great for use in all seasons



*Designed for vehicles with carpeted floor

START	END	MAKE	MODEL	PIECE	LOCATION	PART NO.
2014	2018	Acura	MDX	5	Front, 2nd & 3rd row	74-01-51006
2014	2018	Acura	MDX	1	Cargo behind 3rd row	74-01-11007
2014	2018	Acura	MDX	1	Cargo behind 2nd row	74-01-11008
2007	2018	Acura	MDX	1	Cargo Behind 2nd Row	74-01-11002
2007	2018	Acura	MDX	4	Front & rear	74-01-41001
2013	2018	Acura	RDX	4	Front & rear	74-01-41005
2009	2018	Acura	RL	4	Front & rear	74-01-41003
2009	2018	Acura	TSX Sedan	4	Front & rear	74-01-41004
2006	2018	Audi	A3 Hatchback 2 door	4	Front & rear	74-02-41005
2006	2018	Audi	A3 Hatchback 3 door	4	Front & rear	74-02-41006
2007	2018	Audi	A4	4	Front & Rear	74-02-51008
2004	2018	Audi	A4 Sedan 4 door	1	Cargo	74-02-11001
2008	2018	Audi	A5 Coupe	1	Cargo	74-02-11011
2008	2018	Audi	A5 Coupe	4	Front & rear	74-02-41010
2005	2018	Audi	A6 Sedan	4	Front & rear	74-02-41003
2005	2017	Audi	A6, allroad Quattro/Avant	1	Cargo	74-02-11004
2004	2017	Audi	A8 long wheelbase	4	Front & rear	74-02-41002
2008	2017	Audi	allroad	1	Cargo	74-02-11009
2015	2017	Audi	Q3	1	Cargo	74-02-11015
2009	2017	Audi	Q5	1	Cargo	74-02-11014
2009	2017	Audi	Q5	2	Front	74-02-21012
2009	2017	Audi	Q5	4	Front & rear	74-02-41013
2007	2015	Audi	Q7	1	Cargo Behind 2nd Row	74-02-11008
2007	2015	Audi	Q7	4	Front & rear	74-02-41007
2012	2017	BMW	3 Series Sedan	1	Cargo	74-03-11022
2012	2017	BMW	3 Series Sedan	4	Front & rear	74-03-41019
2006	2011	BMW	3 Series Sedan Excl. Xi & Xdrive	4	Front & rear	74-03-41006
2006	2012	BMW	3 Series Sportwagon	4	Front & rear	74-03-41007
2006	2012	BMW	3 Series Touring	1	Cargo	74-03-11008
2011	2016	BMW	5 Series	1	Cargo	74-03-11016
2011	2016	BMW	5 Series	4	Front & rear	74-03-41015
2003	2010	BMW	5 Series	4	Front & rear	74-03-41003
2009	2014	BMW	7 Series Sedan Excl. Xdrive	4	Front & rear	74-03-41014
2012	2015	BMW	X1 Excludes S Drive	1	Cargo	74-03-11021
2012	2015	BMW	X1 Excludes S Drive	4	Front & rear	74-03-41020
2011	2017	BMW	X3	1	Cargo	74-03-11018
2011	2017	BMW	X3	4	Front & rear	74-03-41017
2004	2010	BMW	X3	1	Cargo	74-03-11005
2004	2010	BMW	X3	4	Front & rear	74-03-41004
2014	2017	BMW	X5	1	Cargo Behind 2nd Row	74-03-11024
2014	2017	BMW	X5	4	Front & rear	74-03-41023
2007	2012	BMW	X5	1	Cargo Behind 2nd Row	74-03-11011
2007	2012	BMW	X5	2	Front	74-03-21009
2007	2012	BMW	X5	4	Front & rear	74-03-41010
2000	2006	BMW	X5	4	Front & rear	74-03-41001
2000	2006	BMW	X5s 8	1	Cargo Behind 2nd Row	74-03-11002
2014	2017	BMW	X6	4	Front & rear	74-03-41025
2008	2013	BMW	X6	4	Front & rear	74-03-41012
2015	2017	BMW	X6 w/adaptive fixing	1	Cargo	74-03-41016
2009	2013	BMW	X6s 6	1	Cargo	74-03-11013
2013	2017	Buick	Encore	1	Cargo	74-04-11002
2013	2017	Buick	Encore	4	Front & rear	74-04-41001

CONTINUED ON NEXT PAGE ➡

PROFILE FLOOR LINERS — CONTINUED —

START	END	MAKE	MODEL	PIECE	LOCATION	PART NO.
2008	2017	Buick	Regal	4	Front & Rear	74-04-51002
2013	2017	Cadillac	ATS	1	Cargo	74-05-11010
2013	2017	Cadillac	ATS	4	Front & rear	74-05-41009
2008	2013	Cadillac	CTS Sedan	1	Cargo	74-05-11006
2008	2013	Cadillac	CTS Sedan & Sport Wagon AWD	4	Front & rear	74-05-41005
2015	2018	Cadillac	Escalade	2	3rd row	74-05-21011
2015	2018	Cadillac	Escalade	4	Front & rear	74-05-41012
2007	2014	Cadillac	Escalade	1	Cargo Behind 3rd Row	74-05-11004
2007	2014	Cadillac	Escalade	5	Front, 2nd & 3rd row	74-05-51003
2015	2018	Cadillac	Escalade w/Bench Seats	6	Front & Rear & Third	74-05-51004
2015	2018	Cadillac	Escalade w/Captain Seats	6	Front & Rear & Third	74-05-51005
2010	2016	Cadillac	SRX	1	Cargo Behind 2nd Row	74-05-11008
2010	2016	Cadillac	SRX	3	Front & rear	74-05-31007
2004	2009	Cadillac	SRX	1	Cargo Discontinued	74-05-11002
2004	2009	Cadillac	SRX	4	Front & rear	74-05-41001
2014	2018	Chevrolet	Silverado 1500/2500/3500 Crew Cab	2	Rear	74-06-11031
2014	2018	Chevrolet	Silverado 1500/2500/3500 Crew Cab	4	Front, Rear	74-06-51033
2014	2018	Chevrolet	Silverado 1500/2500/3500 Ext/Double Cab	2	Rear	74-06-11032
2014	2018	Chevrolet	Silverado 1500/2500/3500 Ext/Double Cab	4	Front, Rear	74-06-51034
2014	2018	Chevrolet	Silverado 1500/2500/3500 Ext/Double/Crew Cab	2	Front	74-06-21030
2014	2018	Chevrolet	Silverado 1500/2500/3500 Reg Cab	2	Front	74-06-21028
2012	2017	Chevrolet	Captiva	1	Cargo behind 3rd row	74-06-11012
2012	2017	Chevrolet	Captiva	1	Cargo behind 2nd row	74-06-11013
2012	2017	Chevrolet	Captiva	4	Front & rear	74-06-41011
2006	2011	Chevrolet	Captiva	1	Cargo	74-06-11004
2006	2011	Chevrolet	Captiva	4	Front & rear	74-06-41003
2010	2015	Chevrolet	Cruze	2	Front	74-06-21008
2010	2015	Chevrolet	Cruze	4	Front & rear	74-06-41009
2010	2017	Chevrolet	Equinox	4	Front & rear	74-06-41010
2013	2015	Chevrolet	Malibu	1	Cargo	74-06-11021
2013	2015	Chevrolet	Malibu	4	Front & rear	74-06-41020
2004	2008	Chevrolet	Opra	4	Front & rear	74-06-41002
2012	2017	Chevrolet	Oriando 2	1	Cargo behind 3rd row	74-06-11015
2012	2017	Chevrolet	Oriando 2	1	Cargo behind 2nd row	74-06-11016
2012	2017	Chevrolet	Oriando 2	5	Front, 2nd & 3rd row	74-06-51014
2007	2013	Chevrolet	Silverado 1500/2500HD/3500HD Crew Cab	4	Front & rear	74-06-41005
2007	2013	Chevrolet	Silverado 1500/2500HD/3500HD Ext Cab	4	Front & rear	74-06-41005
2012	2017	Chevrolet	Sonic	2	Front	74-06-21017
2012	2017	Chevrolet	Sonic	4	Front & rear	74-06-41018
2012	2017	Chevrolet	Sonic Hatchback	1	Cargo	74-06-11019
2013	2015	Chevrolet	Spark	1	Cargo	74-06-11023
2013	2015	Chevrolet	Spark	4	Front & rear	74-06-41022
2015	2018	Chevrolet	Suburban	2	Front	74-05-41012
2015	2018	Chevrolet	Suburban 20	6	Front, 2nd & 3rd row	74-06-61030
2015	2018	Chevrolet	Suburban	4	Front & rear	74-06-41026
2015	2018	Chevrolet	Tahoe	2	Front	74-05-41012
2015	2018	Chevrolet	Tahoe	1	Cargo behind 3rd row	74-06-11027
2015	2018	Chevrolet	Tahoe	1	Cargo behind 2nd row	74-06-11028
2015	2018	Chevrolet	Tahoe	4	Front & rear	74-06-41026
2007	2014	Chevrolet	Tahoe	1	Cargo behind 3rd row	74-06-11007
1999	2006	Chevrolet	Tahoe	1	Cargo behind 3rd row	74-06-11001
2015	2018	Chevrolet	Tahoe 20	6	Front, 2nd & 3rd row	74-06-61030
2007	2014	Chevrolet	Tahoe 20	6	Front, 2nd & 3rd row	74-06-61006
2013	2017	Chevrolet	Trax	1	Cargo	74-06-11025
2013	2017	Chevrolet	Trax	4	Front & rear	74-06-41024
2011	2017	Chrysler	300/300C RWD	4	Front & rear	74-07-41008
2011	2017	Chrysler	300C	1	Cargo	74-07-11009
2004	2010	Chrysler	300C	4	Front & rear	74-07-41003
2001	2010	Chrysler	PT Cruiser	1	Cargo	74-07-11002
2008	2016	Chrysler	Town & Country	1	Cargo	74-07-11005
2008	2016	Chrysler	Town & Country	1	Cargo	74-07-11006
2008	2016	Chrysler	Town & Country	4	Front, 2nd & 3rd row	74-07-41004
2007	2014	Dodge	Avenger	2	Front	74-09-21008
2007	2014	Dodge	Avenger	4	Front & rear	74-09-41009
2006	2012	Dodge	Caliber	1	Cargo	74-09-11004
2006	2012	Dodge	Caliber	4	Front & rear	74-09-41003
2008	2018	Dodge	Grand Caravan	4	Front, rear & 3rd row	74-09-41013
2011	2017	Dodge	Journey	1	Cargo Behind 2nd Row	74-09-11016
2008	2017	Dodge	Journey 14	1	Cargo Behind 2nd Row	74-09-11015
2008	2011	Dodge	Journey 22	2	Front	74-09-21010
2008	2011	Dodge	Journey 22	4	Front & rear	74-09-41011

CONTINUED ON NEXT PAGE →

PROFILE FLOOR LINERS — CONTINUED —

START	END	MAKE	MODEL	PIECE	LOCATION	PART NO.
2007	2011	Dodge	Nitro	1	Cargo	74-09-11007
2007	2011	Dodge	Nitro	2	Front	74-09-21005
2007	2011	Dodge	Nitro	4	Front & rear	74-09-41006
2002	2012	Dodge	Ram Crew Cab	2	Front	74-09-21001
2002	2012	Dodge	Ram Crew Cab	4	Front & rear	74-09-41002
2011	2015	Fiat	500 Gucci	4	Front & rear	74-11-41001
2011	2015	Fiat	500 Gucci 9	1	Cargo	74-11-11002
2013	2017	Ford	C-Max	4	Front & rear	74-12-41021
2015	2018	Ford	Edge	1	Cargo	74-12-11024
2015	2018	Ford	Edge	4	Front & Rear	74-12-51022
2013	2018	Ford	Escape	1	Cargo	74-12-11023
2013	2018	Ford	Escape	4	Front & rear	74-12-41022
2008	2012	Ford	Escape	1	Cargo	74-12-11006
2008	2012	Ford	Escape	4	Front & rear	74-12-41005
2011	2018	Ford	Explorer	1	Cargo behind 3rd row	74-12-11018
2011	2018	Ford	Explorer	2	Front	74-12-21016
2011	2018	Ford	Explorer	1	Cargo	74-12-11019
2011	2018	Ford	Explorer	5	Front, 2nd & 3rd row	74-12-51017
2006	2010	Ford	Explorer Eddie Bauer 5	4	Front & rear	74-12-41002
2015	2018	Ford	F-150 Reg Cab	2	Front	74-12-11026
2009	2014	Ford	F150 Super Cab	2	Front	74-12-21007
2009	2014	Ford	F150 Super Cab	4	Front & rear	74-12-41008
2015	2018	Ford	F-150 SuperCab	2	Row2	74-12-21028
2015	2018	Ford	F-150 SuperCab	4	Front, Rear	74-12-51027
2015	2018	Ford	F-150 SuperCab/SuperCrew	2	Front	74-12-11029
2009	2014	Ford	F150 SuperCrew	4	Front & rear	74-12-41009
2015	2018	Ford	F-150 SuperCrew 2015-2018	2	Front	74-12-11031
2015	2018	Ford	F-150 SuperCrew	4	Front, Rear	74-12-51031
2015	2018	Ford	F-150 SuperCrew	2	Row2	74-12-21030
2011	2015	Ford	Fiesta	4	Front & Rear	74-12-41015
2009	2018	Ford	Flex	1	Cargo Behind 3rd Row	74-12-11012
2006	2012	Ford	Fusion	4	Front & rear	74-12-41003
2006	2012	Ford	Fusion	1	Cargo	74-12-41025
2011	2014	Ford	Mustang 1	4	Front & rear	74-12-41013
2011	2014	Ford	Mustang Coupe	1	Cargo	74-12-11014
2009	2016	Ford	Super Duty SuperCrew	2	Front	74-12-21010
2009	2016	Ford	Super Duty SuperCrew	4	Front & rear	74-12-41011
2006	2013	Ford	Transit	2	Front	74-12-21004
2014	2018	GMC	Sierra 1500/2500/3500 Crew Cab	2	Rear	74-06-11031
2014	2018	GMC	Sierra 1500/2500/3500 Crew Cab	4	Front, Rear	74-06-51033
2014	2018	GMC	Sierra 1500/2500/3500 Ext/Double Cab	2	Rear	74-06-11032
2014	2018	GMC	Sierra 1500/2500/3500 Ext/Double Cab	4	Front, Rear	74-06-51034
2014	2018	GMC	Sierra 1500/2500/3500 Ext/Double/Crew Cab	2	Front	74-06-21030
2014	2018	GMC	Sierra 1500/2500/3500 Reg Cab	2	Front	74-06-21028
2015	2018	GMC	Yukon/Yukon XL 20	6	Front, 2nd & 3rd row	74-06-61030
2015	2018	GMC	Yukon/Yukon XL	4	Front & rear	74-06-41026
2015	2018	GMC	Yukon/Yukon XL	2	Front	74-05-41012
2007	2014	GMC	Yukon	2	Front	74-14-21001
2007	2014	GMC	Yukon 19	6	Front, 2nd & 3rd row	74-14-61006
2014	2017	Honda	Accord	1	Cargo	74-15-11018
2008	2013	Honda	Accord	1	Cargo	74-15-11020
2013	2017	Honda	Accord Sedan	4	Front & rear	74-15-41019
2009	2015	Honda	Crosstour	1	Cargo	74-15-11012
2009	2015	Honda	Crosstour	4	Front & rear	74-15-41011
2012	2016	Honda	CR-V	1	Cargo	74-15-11017
2012	2016	Honda	CR-V	4	Front & rear	74-15-41016
2007	2011	Honda	CR-V	1	Cargo	74-15-11006
2007	2011	Honda	CR-V	4	Front & rear	74-15-41005
2007	2011	Honda	CR-V III 24	4	Front & rear	74-15-41007
2003	2011	Honda	Element	1	Cargo	74-15-11004
2003	2011	Honda	Element (Excl models with interior console cooler)	3	Front & rear	74-15-31003
2009	2013	Honda	Fit	1	Cargo	74-15-11010
2009	2013	Honda	Fit	2	Front	74-15-21008
2009	2013	Honda	Fit	4	Front & rear	74-15-41009
2001	2008	Honda	Fit	1	Cargo	74-15-11002
2001	2008	Honda	Fit	4	Front & rear	74-15-41001
2009	2015	Honda	Pilot	2	Front	74-15-21013
2009	2015	Honda	Pilot	4	Front, rear & 3rd row	74-15-41014
2016	2018	Honda	Pilot (5 passenger behind 2nd row)	1	Cargo	74-15-41022
2016	2018	Honda	Pilot (5 passenger)	4	Front, Rear	74-15-51021
2016	2018	Honda	Pilot (7 passenger behind 3rd row)	1	Cargo	74-15-41024

CONTINUED ON NEXT PAGE ➡

PROFILE FLOOR LINERS — CONTINUED —

START	END	MAKE	MODEL	PIECE	LOCATION	PART NO.
2016	2018	Honda	Pilot (7 passenger)	6	Front, Rear, Row3	74-15-51023
2009	2015	Honda	Pilot long wheelbase	1	Cargo Behind 2nd Row	74-15-11015
2009	2015	Honda	Pilot short wheelbase	1	Cargo Behind 3rd Row	74-15-41020
2005	2010	Hummer	H3	1	Cargo	74-16-11001
2005	2015	Hummer	H3	4	Front & rear	74-16-41002
2012	2017	Hyundai	Accent	4	Front & rear	74-17-41033
2006	2011	Hyundai	Accent	4	Front & rear	74-17-41008
2012	2017	Hyundai	Accent Hatchback	1	Cargo	74-17-11035
2012	2017	Hyundai	Accent Hatchback	4	Front & rear	74-17-41034
2012	2017	Hyundai	Accent Sedan	1	Cargo	74-17-11036
2012	2017	Hyundai	Azera	1	Cargo	74-17-11038
2012	2017	Hyundai	Azera	4	Front & rear	74-17-41037
2006	2011	Hyundai	Azera	1	Cargo	74-17-11039
2006	2011	Hyundai	Azera	4	Front & rear	74-17-41009
2017	2018	Hyundai	Elantra	4	Front, Rear	74-17-51052
2014	2016	Hyundai	Elantra	4	Front & Rear	74-17-41001
2007	2010	Hyundai	Elantra	4	Front & rear	74-17-41011
2001	2006	Hyundai	Elantra	4	Front & rear	74-17-41003
2013	2018	Hyundai	Elantra GT	1	Cargo	74-17-11042
2013	2018	Hyundai	Elantra GT	4	Front & rear	74-17-41041
2017	2018	Hyundai	Elantra Sedan	4	Front & rear	74-17-41040
2011	2013	Hyundai	Elantra Sedan	1	Cargo	74-17-11026
2011	2013	Hyundai	Elantra Sedan	2	Front	74-17-21024
2011	2013	Hyundai	Elantra Sedan	4	Front & rear	74-17-41025
2007	2010	Hyundai	Elantra Sedan	1	Cargo	74-17-11012
2007	2010	Hyundai	Elantra Touring	1	Cargo	74-17-11041
2007	2012	Hyundai	Elantra Touring	4	Front & Rear	74-17-51050
2010	2016	Hyundai	Equus	1	Cargo	74-17-11023
2010	2016	Hyundai	Equus	4	Front & rear	74-17-41022
2011	2016	Hyundai	Genesis Coupe	1	Cargo	74-17-11032
2011	2016	Hyundai	Genesis Coupe	2	Front	74-17-21030
2011	2016	Hyundai	Genesis Coupe	4	Front & rear	74-17-41031
2015	2018	Hyundai	Genesis Sedan	1	Cargo	74-17-11050
2015	2018	Hyundai	Genesis Sedan	4	Front & rear	74-17-41049
2009	2014	Hyundai	Genesis Sedan	1	Cargo	74-17-11018
2009	2010	Hyundai	Genesis Sedan 23	4	Front & rear	74-17-41017
2010	2012	Hyundai	Santa Fe	4	Front & rear	74-17-41019
2007	2009	Hyundai	Santa Fe	4	Front & rear	74-17-41010
2007	2012	Hyundai	Santa Fe	1	Cargo Behind 2nd Row	74-17-11013
2001	2006	Hyundai	Santa Fe	4	Front & rear	74-17-41004
2013	2018	Hyundai	Santa Fe 7 passenger	1	Cargo behind 3rd row	74-17-11044
2013	2018	Hyundai	Santa Fe 7 passenger	1	Cargo behind 2nd row	74-17-11045
2013	2017	Hyundai	Santa Fe 7 passenger	5	Front, 2nd & 3rd row	74-17-51043
2013	2018	Hyundai	Santa Fe Sport 5 passenger	4	Front & rear	74-17-41047
2013	2018	Hyundai	Santa Fe Sport 5 passenger	1	Cargo	74-17-11048
2013	2018	Hyundai	Santa Fe Sport 5 passenger	2	Front	74-17-21046
2017	2018	Hyundai	Solaris	4	Front, Rear	74-17-51053
2016	2018	Hyundai	Sonata	4	Front & Rear	74-17-51051
2011	2014	Hyundai	Sonata	1	Cargo	74-17-11029
2011	2014	Hyundai	Sonata	2	Front	74-17-21027
2011	2014	Hyundai	Sonata	4	Front & rear	74-17-41028
2006	2010	Hyundai	Sonata	4	Front & rear	74-17-41007
2001	2005	Hyundai	Sonata	4	Front & rear	74-17-41002
2015	2018	Hyundai	Tucson	4	Front & rear	74-17-41042
2010	2015	Hyundai	Tucson	1	Cargo	74-17-11021
2010	2015	Hyundai	Tucson	4	Front & rear	74-17-41020
2004	2009	Hyundai	Tucson	1	Cargo	74-17-11006
2004	2009	Hyundai	Tucson	4	Front & rear	74-17-41005
2012	2017	Hyundai	Veloster	1	Cargo	74-17-11040
2012	2017	Hyundai	Veloster	4	Front & rear	74-17-41039
2007	2013	Hyundai	Veracruz	6	Front, 2nd & 3rd row	74-17-61014
2007	2013	Hyundai	Veracruz long wheelbase	1	Cargo behind 2nd row	74-17-11015
2007	2013	Hyundai	Veracruz short wheelbase	1	Cargo behind 3rd row	74-17-11016
2008	2013	Infiniti	EX35	1	Cargo	74-18-11008
2008	2013	Infiniti	EX35	4	Front & rear	74-18-41007
2003	2009	Infiniti	FX35	1	Cargo	74-18-11002
2003	2009	Infiniti	FX35	4	Front & rear	74-18-41001
2008	2017	Infiniti	FX50	1	Cargo	74-18-11010
2008	2017	Infiniti	FX50	4	Front & rear	74-18-41009
2007	2016	Infiniti	G35 Sedan	1	Cargo	74-18-11006
2007	2016	Infiniti	G35 Sedan	4	Front & rear	74-18-41005

CONTINUED ON NEXT PAGE →

PROFILE FLOOR LINERS — CONTINUED —

START	END	MAKE	MODEL	PIECE	LOCATION	PART NO.
2008	2016	Infiniti	G37 Coupe & Convertible	1	Cargo	74-18-11011
2008	2016	Infiniti	G37X Coupe & Convertible	4	Front & rear	74-18-41012
2006	2010	Infiniti	M Sedan	1	Cargo	74-18-11018
2015	2017	Infiniti	Q3	4	Front & Rear	74-18-51013
2016	2018	Infiniti	Q30	4	Front, Rear	74-18-51019
2014	2017	Infiniti	Q50	1	Cargo	74-18-11017
2011	2013	Infiniti	QX56	1	Rear, under 2nd row	74-18-11013
2011	2016	Infiniti	QX56	1	Cargo	74-18-11015
2011	2016	Infiniti	QX56	1	Cargo behind 2nd row	74-18-11016
2011	2016	Infiniti	QX56	5	Front, 2nd & 3rd row	74-18-51014
2004	2010	Infiniti	QX56	1	Cargo behind 2nd row	74-18-11004
2004	2010	Infiniti	QX56	5	Front, 2nd & 3rd row	74-18-51003
2007	2015	Jeep	Compass	1	Cargo	74-21-11005
2007	2015	Jeep	Compass	4	Front & rear	74-21-41004
2011	2012	Jeep	Grand Cherokee	2	Front	74-21-21008
2011	2017	Jeep	Grand Cherokee	1	Cargo	74-21-11010
2005	2010	Jeep	Grand Cherokee	1	Cargo	74-21-11003
2005	2010	Jeep	Grand Cherokee	2	Front	74-21-21001
2005	2010	Jeep	Grand Cherokee	4	Front & rear	74-21-41002
2015	2018	Jeep	Grand Cherokee 16	4	Front & rear	74-21-41013
2011	2012	Jeep	Grand Cherokee 21	4	Front & rear	74-21-41009
2015	2018	Jeep	Renegade	1	Cargo	74-21-11012
2015	2018	Jeep	Renegade	4	Front & rear	74-21-41011
2007	2018	Jeep	Wrangler (Excl 2018 New Body) 8	2	Front	74-21-21006
2007	2018	Jeep	Wrangler Unlimited (Excl 2018 New Body) 8	4	Front & rear	74-21-41007
2009	2010	Kia	Borrego	5	Front, 2nd & 3rd row	74-22-51011
2009	2010	Kia	Borrego long wheelbase	1	Cargo behind 2nd row	74-22-11012
2009	2010	Kia	Borrego short wheelbase	1	Cargo behind 3rd row	74-22-11013
2014	2016	Kia	Cadenza	4	Front & rear	74-22-41035
2014	2016	Kia	Cadenza Sedan	1	Cargo	74-22-11036
2010	2013	Kia	Forte	1	Cargo	74-22-11018
2010	2013	Kia	Forte	4	Front & rear	74-22-41017
2010	2013	Kia	Forte Koup	1	Cargo	74-22-11020
2010	2013	Kia	Forte Koup	4	Front & rear	74-22-41019
2014	2018	Kia	Forte Sedan	1	Cargo	74-22-11043
2014	2018	Kia	Forte Sedan	4	Front & rear	74-22-41042
2010	2013	Kia	Forte Sedan	1	Cargo	74-22-11046
2016	2018	Kia	Optima	4	Front & rear	74-22-41001
2016	2018	Kia	Optima	4	Front, Rear	74-22-51049
2011	2015	Kia	Optima	2	Front	74-22-21025
2011	2015	Kia	Optima	4	Front & rear	74-22-41026
2005	2010	Kia	Optima	1	Cargo	74-22-11005
2005	2010	Kia	Optima	4	Front & rear	74-22-41004
2012	2017	Kia	Rio	4	Front & rear	74-22-41030
2012	2017	Kia	Rio Hatchback 5 door	1	Cargo	74-22-11031
2012	2017	Kia	Rio Sedan	1	Cargo	74-22-11032
2014	2017	Kia	Rondo	1	Cargo	74-22-11037
2007	2013	Kia	Rondo	1	Cargo	74-22-11010
2007	2013	Kia	Rondo	4	Front & rear	74-22-41009
2014	2017	Kia	Rondo 5 passenger	4	Front & rear	74-22-41038
2014	2017	Kia	Rondo 7 passenger	1	Cargo behind 3rd row	74-22-11040
2014	2017	Kia	Rondo 7 passenger	1	Cargo behind 2nd	74-22-11041
2014	2017	Kia	Rondo 7 passenger	5	Front, 2nd & 3rd row	74-22-51039
2006	2014	Kia	Sedona	4	Front, 2nd & 3rd row	74-22-41008
2011	2013	Kia	Sorento	2	Front	74-22-21022
2011	2013	Kia	Sorento	4	Front & rear	74-22-41023
2011	2015	Kia	Sorento	1	Cargo behind 3rd row	74-22-11027
2011	2015	Kia	Sorento	1	Cargo behind 2nd row	74-22-11028
2003	2009	Kia	Sorento	1	Cargo Behind 2nd Row	74-22-11003
2003	2009	Kia	Sorento	4	Front & rear	74-22-41002
2014	2015	Kia	Sorento 5 passenger	1	Cargo	74-22-11034
2014	2015	Kia	Sorento 5 passenger	4	Front & rear	74-22-41033
2011	2013	Kia	Sorento 5 passenger	1	Cargo	74-22-11024
2016	2018	Kia	Sorento 7 passenger	1	Cargo behind 3rd row	74-22-11048
2016	2018	Kia	Sorento 7 passenger	1	Cargo behind 2nd row	74-22-11047
2011	2015	Kia	Sorento 7 passenger	1	Front Liner, Front 3rd row	74-22-11029
2014	2018	Kia	Soul	1	Cargo	74-22-11045
2014	2018	Kia	Soul	4	Front & rear	74-22-41044
2009	2013	Kia	Soul	2	Front	74-22-21014
2009	2013	Kia	Soul	4	Front & rear	74-22-41015
2009	2013	Kia	Soul 12	1	Cargo lower	74-22-11016

CONTINUED ON NEXT PAGE ➡

PROFILE FLOOR LINERS — CONTINUED —

START	END	MAKE	MODEL	PIECE	LOCATION	PART NO.
2016	2017	Kia	Sportage	4	Front & Rear	74-22-51050
2016	2018	Kia	Sportage	4	Front, Rear	74-22-51051
2011	2012	Kia	Sportage	1	Cargo behind 2nd row	74-22-11021
2011	2015	Kia	Sportage	4	Front & rear	74-22-41049
2005	2010	Kia	Sportage	1	Cargo	74-22-11007
2005	2010	Kia	Sportage	4	Front & rear	74-22-41006
2010	2016	Land Rover	Discovery 4 LR4	1	Cargo	74-23-11006
2010	2016	Land Rover	Discovery 4 LR4	4	Front & rear	74-23-41005
2014	2017	Land Rover	Discovery Sport	4	Front & Rear	74-23-51011
2014	2017	Land Rover	Discovery Sport w/ trunk rails	1	Cargo Behind 2nd Row	74-23-41008
2014	2017	Land Rover	Discovery Sport w/o trunk rails	1	Cargo Behind 2nd Row	74-23-41011
2014	2016	Land Rover	Range Rover	4	Front & rear	74-23-41009
2003	2012	Land Rover	Range Rover 3	3	Front & rear	74-23-31001
2011	2017	Land Rover	Range Rover Evoque	1	Cargo	74-23-11008
2011	2017	Land Rover	Range Rover Evoque	4	Front & rear	74-23-41007
2003	2012	Land Rover	Range Rover III	1	Cargo	74-23-11002
2014	2016	Land Rover	Range Rover Sport	4	Front & rear	74-23-41010
2006	2011	Land Rover	Range Rover Sport	1	Cargo Behind 2nd Row	74-23-11004
2006	2011	Land Rover	Range Rover Sport	4	Front & rear	74-23-41003
2014	2017	Land Rover	Range Rover Sport w/trunk rails	1	Cargo Behind 2nd Row	74-23-41014
2014	2017	Land Rover	Range Rover Sport w/o trunk rails	1	Cargo Behind 2nd Row	74-23-41013
2014	2017	Land Rover	Range Rover w/trunk rails	1	Cargo	74-23-41012
2014	2017	Land Rover	Range Rover wo/trunk rails	1	Cargo	74-23-41015
2011	2017	Lexus	CT200h	4	Front & rear	74-24-41017
2011	2017	Lexus	CT200h 10	1	Cargo	74-24-11019
2011	2017	Lexus	CT200h 24	1	Cargo	74-24-11018
2013	2017	Lexus	ES 250	4	Front & rear	74-24-41022
2013	2017	Lexus	ES 300h	1	Cargo	74-24-11023
2007	2012	Lexus	ES 350	1	Cargo	74-24-11006
2007	2012	Lexus	ES 350	4	Front & rear	74-24-41005
2013	2017	Lexus	ES300h	4	Front & rear	74-24-41022
2013	2017	Lexus	ES350	4	Front & rear	74-24-41022
2013	2017	Lexus	GS	4	Front & rear	74-24-41024
2006	2010	Lexus	GS 300 Excl. AWD	4	Front & rear	74-24-41003
2013	2017	Lexus	GS 480H Hybrid Model	1	Cargo	74-24-11026
2013	2017	Lexus	GS Gasoline Model	1	Cargo	74-24-11025
2014	2015	Lexus	GX	4	Front & rear	74-24-41029
2007	2013	Lexus	GX 460	5	Front, 2nd & 3rd row	74-24-51008
2010	2016	Lexus	GX 460 long wheelbase	1	Cargo Behind 2nd Row	74-24-11014
2010	2017	Lexus	GX 460 short wheelbase	1	Cargo Behind 3rd Row	74-24-11015
2010	2014	Lexus	GX 7 passenger	1	Cargo behind 2nd row	74-24-11013
2006	2013	Lexus	IS 250 Sedan Excl. AWD	4	Front & rear	74-24-41004
2014	2017	Lexus	IS250 Excl. AWD	4	Front & rear	74-24-51032
2007	2012	Lexus	LS 460	4	Front & rear	74-24-41007
2013	2014	Lexus	LS 460L long wheelbase	4	Front & rear	74-24-41021
2007	2012	Lexus	LS 600h	4	Front & rear	74-24-41007
2013	2017	Lexus	LX 570	3	Front & rear	74-24-31027
2008	2011	Lexus	LX 570	1	Cargo behind 3rd row	74-24-11010
2008	2011	Lexus	LX 570	4	Front, rear & 3rd row	74-24-41009
2012	2014	Lexus	LX 570 25	4	Front, 2nd & 3rd row	74-24-41020
2008	2011	Lexus	LX 570 long wheelbase	1	Cargo behind 2nd row	74-24-11011
2015	2017	Lexus	NX	1	Cargo	74-24-11031
2015	2017	Lexus	NX	4	Front & rear	74-24-41030
2015	2017	Lexus	RC	4	Front & rear	74-24-41032
2016	2018	Lexus	RX 350	4	Front & Rear	74-24-51031
2016	2018	Lexus	RX 350	1	Cargo Behind 2nd Row	74-24-41033
2013	2015	Lexus	RX 350	4	Front & rear	74-24-41028
2010	2012	Lexus	RX 350	4	Front & rear	74-24-41012
2010	2015	Lexus	RX 350	1	Cargo Behind 2nd Row	74-24-11016
2004	2009	Lexus	RX 350	1	Cargo Behind 2nd Row	74-24-11002
2004	2009	Lexus	RX 350	4	Front & rear	74-24-41001
2007	2014	Mazda	2	4	Front & rear	74-26-41004
2014	2017	Mazda	3	4	Front & rear	74-26-41023
2010	2013	Mazda	3	4	Front & rear	74-26-41014
2004	2009	Mazda	3	4	Front & rear	74-26-41001
2012	2015	Mazda	5	1	Cargo	74-26-11018
2012	2015	Mazda	5	5	Front, 2nd & 3rd row	74-26-51017
2005	2010	Mazda	5	4	Front & rear	74-26-41002
2014	2017	Mazda	6	4	Front & rear	74-26-41024
2009	2013	Mazda	6	4	Front & rear	74-26-41012
2007	2014	Mazda	2 Hatchback	1	Cargo	74-26-11005

CONTINUED ON NEXT PAGE →

PROFILE FLOOR LINERS — CONTINUED —

START	END	MAKE	MODEL	PIECE	LOCATION	PART NO.
2014	2018	Mazda	3 Hatchback	1	Cargo	74-26-11025
2010	2013	Mazda	3 Hatchback	1	Cargo	74-26-11015
2014	2018	Mazda	3 Sedan	1	Cargo	74-26-11026
2010	2013	Mazda	3 Sedan	1	Cargo	74-26-11016
2009	2013	Mazda	6 Hatchback	1	Cargo	74-26-11013
2014	2018	Mazda	6 Sedan	1	Cargo	74-26-11027
2015	2018	Mazda	CX-3	1	Cargo	74-26-41029
2015	2018	Mazda	CX-3	4	Front, Rear	74-26-51028
2013	2015	Mazda	CX-5	4	Front & rear	74-26-41020
2013	2018	Mazda	CX-5	1	Cargo	74-26-11022
2013	2018	Mazda	CX-5	2	Front	74-26-21023
2013	2014	Mazda	CX-7	4	Front & Rear	74-26-41019
2007	2012	Mazda	CX-7	2	Front	74-26-21003
2007	2014	Mazda	CX-7 18	1	Cargo	74-26-11007
2007	2014	Mazda	CX-7 18	4	Front & rear	74-26-41006
2007	2015	Mazda	CX-9	1	3rd row	74-26-11008
2007	2015	Mazda	CX-9	2	Front	74-26-21009
2007	2015	Mazda	CX-9	6	Front, 2nd & 3rd row	74-26-61010
2007	2015	Mazda	CX-9 long wheelbase	1	Cargo Behind 2nd Row	74-26-11011
2015	2017	Mercedes-Benz	C-Class	4	Front & rear	74-27-41014
2008	2014	Mercedes-Benz	C-Class	1	Cargo	74-27-11006
2008	2014	Mercedes-Benz	C-Class	4	Front & rear	74-27-41005
2010	2013	Mercedes-Benz	E-Class Elegance Sedan	1	Cargo	74-27-11009
2010	2013	Mercedes-Benz	E-Class Sedan	4	Cargo	74-27-41010
2014	2016	Mercedes-Benz	E-Class Sedan & Wagon	4	Front & rear	74-27-41012
2010	2013	Mercedes-Benz	E-Class Sedan & Wagon	4	Front & 2nd row	74-27-41011
1990	2017	Mercedes-Benz	G-Class	1	Cargo	74-27-11002
1990	2017	Mercedes-Benz	G-Class	4	Front & rear	74-27-41001
2014	2018	Mercedes-Benz	GLA-Class	4	Front & rear	74-27-41013
2009	2015	Mercedes-Benz	GLK-Class	1	Cargo	74-27-11008
2009	2015	Mercedes-Benz	GLK-Class	4	Front & rear	74-27-41007
2007	2009	Mercedes-Benz	M-Class	4	Cargo Behind 2nd Row	74-27-41003
2007	2011	Mercedes-Benz	M-Class	4	Front & rear	74-27-41004
2006	2013	Mercedes-Benz	Sprinter	2	Front	74-27-11011
2008	2017	Mitsubishi	Lancer (Excl. Evolution Model)	1	Cargo	74-29-11006
2008	2017	Mitsubishi	Lancer Sedan	1	Cargo	74-29-11008
2008	2017	Mitsubishi	Lancer Sedan	4	Front & rear	74-29-41007
1999	2006	Mitsubishi	Montero	1	Cargo Behind 2nd Row	74-29-11002
1999	2006	Mitsubishi	Montero	4	Front & rear	74-29-41001
2007	2017	Mitsubishi	Outlander 10	1	Cargo Behind 2nd Row	74-29-11004
2011	2017	Mitsubishi	Outlander Sport	1	Cargo	74-29-11010
2011	2017	Mitsubishi	Outlander Sport	4	Front & rear	74-29-41009
2011	2017	Mitsubishi	Outlander Sport/RVR/ASX	2	Front	74-29-21011
2007	2017	Mitsubishi	Outlander XI	4	Front & rear	74-29-41005
2013	2018	Nissan	Altima	4	Front & rear	74-30-41012
2007	2012	Nissan	Altima	1	Cargo	74-30-11003
2007	2012	Nissan	Altima	4	Front & rear	74-30-41002
2011	2014	Nissan	Juke 7	1	Cargo	74-30-11009
2010	2016	Nissan	Juke AWD	4	Front & rear	74-30-41007
2011	2016	Nissan	Juke FWD	4	Front & rear	74-30-41010
2016	2018	Nissan	Murano	1	Cargo	74-30-41016
2016	2018	Nissan	Murano	4	Front, Rear	74-30-51015
2009	2014	Nissan	Murano	1	Cargo	74-30-11005
2009	2014	Nissan	Murano Excl. Cross Cabriolet	4	Front & rear	74-30-41006
2014	2017	Nissan	Pathfinder	1	Cargo behind 3rd row	74-30-11014
2014	2017	Nissan	Pathfinder	5	Front, 2nd & 3rd row	74-30-51013
2005	2012	Nissan	Pathfinder 26	4	Front & rear	74-30-41001
2014	2017	Nissan	Sentra	4	Front & Rear	74-30-51014
2007	2013	Nissan	Versa Hatchback	4	Front & rear	74-30-41004
2012	2018	Nissan	Versa Sedan	4	Front & rear	74-30-41011
2004	2011	Pontiac	G3	1	Cargo	74-33-11003
2004	2011	Pontiac	G3	4	Front & rear	74-33-41002
2009	2012	Pontiac	Vibe	1	Cargo	74-33-11005
2009	2012	Pontiac	Vibe	4	Front & rear	74-33-41004
2012	2018	Ram	1500/2500/3500 Crew	2	Front	74-35-11001
2012	2018	Ram	1500/2500/3500 Crew	2	Row2	74-35-21002
2012	2018	Ram	1500/2500/3500 Crew	4	Front, Rear	74-35-51003
2006	2011	Saturn	Vue	1	Cargo	74-06-11004
2006	2011	Saturn	Vue	4	Front & rear	74-06-41003
2013	2017	Scion	Scion FR-S	4	Front & rear	74-38-41001
2013	2017	Scion	Scion FR-S 4	1	Cargo	74-39-11020

CONTINUED ON NEXT PAGE ➡

PROFILE FLOOR LINERS — CONTINUED —

START	END	MAKE	MODEL	PIECE	LOCATION	PART NO.
2006	2014	Subaru	B9 Tribeca	4	Front & rear	74-39-41007
2014	2018	Subaru	Forester	2	Front	74-39-11021
2014	2018	Subaru	Forester	1	Cargo	74-39-11022
2014	2018	Subaru	Forester	4	Front & rear	74-39-41021
2009	2013	Subaru	Forester	1	Cargo	74-39-11013
2009	2013	Subaru	Forester	4	Front & rear	74-39-41012
2003	2008	Subaru	Forester	1	Cargo	74-39-11002
2003	2008	Subaru	Forester	4	Front & rear	74-39-41001
2008	2014	Subaru	Impreza Hatchback	1	Cargo	74-39-11010
2008	2011	Subaru	Impreza Sedan	1	Cargo	74-39-11009
2008	2014	Subaru	Impreza WRX	4	Front & rear	74-39-41011
2010	2014	Subaru	Legacy	4	Front & rear	74-39-41014
2010	2014	Subaru	Legacy Sedan	1	Cargo	74-39-11015
2010	2014	Subaru	Outback	1	Cargo	74-39-11017
2010	2014	Subaru	Outback	4	Front & rear	74-39-41016
2005	2009	Subaru	Outback	1	Cargo	74-39-11004
2005	2009	Subaru	Outback	4	Front & rear	74-39-41003
2013	2017	Subaru	Subaru BRZ	4	Front & rear	74-38-41001
2013	2017	Subaru	Subaru BRZ 4	1	Cargo	74-39-11020
2005	2014	Subaru	Tribeca 5 passenger	1	Cargo	74-39-11005
2005	2014	Subaru	Tribeca 7 passenger	1	Cargo	74-39-11006
2006	2014	Subaru	Tribeca long wheelbase	1	Cargo Behind 2nd Row	74-39-11008
2012	2015	Subaru	XV Crosstrek	1	Cargo	74-39-11019
2012	2015	Subaru	XV Crosstrek	4	Front & rear	74-39-41018
2004	2008	Suzuki	Forenza	4	Front & rear	74-06-41002
2006	2013	Suzuki	Grand Vitara 4 door	1	Cargo Behind 2nd Row	74-40-11007
2006	2013	Suzuki	Grand Vitara 4 door	4	Front & rear	74-40-41006
2006	2011	Suzuki	Grand Vitara 5 door	2	Front	74-40-21004
2010	2012	Suzuki	Kizashi	1	Cargo	74-40-11014
2010	2012	Suzuki	Kizashi	4	Front & rear	74-40-41013
2004	2011	Suzuki	Swift	1	Cargo	74-33-11003
2004	2011	Suzuki	Swift	4	Front & rear	74-33-41002
2007	2012	Suzuki	SX4	4	Front & rear	74-40-41008
2007	2014	Suzuki	SX4	2	Front	74-40-21010
2007	2014	Suzuki	SX4 5 door 12	1	Cargo	74-40-11011
2007	2014	Suzuki	SX4 5 door 14	1	Cargo	74-40-11012
2007	2012	Suzuki	SX4 Sedan	1	Cargo	74-40-11009
2006	2013	Suzuki	Vitara	2	Front	74-40-21005
2012	2018	Tesla	Model S	3	Front & Rear	74-44-51001
2009	2017	Toyota	4Runner	4	Front & Rear	74-41-51041
2012	2017	Toyota	Avalon	4	Front & Rear	74-41-51042
2012	2017	Toyota	Camry	2	Front	74-41-11028
2012	2017	Toyota	Camry 17	4	Front & rear	74-41-41028
2016	2018	Toyota	Corolla	4	Front, Rear	74-41-51043
2006	2013	Toyota	Corolla	4	Front & rear	74-41-41009
2006	2014	Toyota	FJ Cruiser	1	Cargo	74-41-11011
2006	2014	Toyota	FJ Cruiser	4	Front & rear	74-41-41010
2014	2018	Toyota	Highlander	1	Cargo behind 3rd row	74-41-11037
2014	2018	Toyota	Highlander	1	Cargo behind 2nd row	74-41-11038
2014	2018	Toyota	Highlander	5	Front, 2nd & 3rd row	74-41-51036
2008	2013	Toyota	Highlander	1	Cargo behind 3rd row	74-41-11014
2008	2013	Toyota	Highlander	1	Cargo behind 2nd row	74-41-11015
2008	2013	Toyota	Highlander	2	Front	74-41-21012
2008	2013	Toyota	Highlander	4	Front, 2nd & 3rd row	74-41-41013
2001	2007	Toyota	Highlander	1	Cargo Behind 2nd Row	74-41-11002
2001	2007	Toyota	Highlander	4	Front & rear	74-41-41001
2012	2013	Toyota	Highlander 7 passenger	1	Cargo behind 2nd row	74-41-11027
2008	2013	Toyota	Land Cruiser	1	Cargo behind 3rd row	74-41-11017
2008	2013	Toyota	Land Cruiser 11	4	Front, 2nd & 3rd row	74-41-41016
2014	2016	Toyota	Land Cruiser 13	4	Front, 2nd & 3rd row	74-41-41039
2010	2014	Toyota	Land Cruiser Prado 5 passenger	1	Cargo	74-41-11019
2010	2014	Toyota	Land Cruiser Prado 5 passenger	4	Front & rear	74-41-41018
2010	2014	Toyota	Land Cruiser Prado 7 passenger	1	Cargo behind 3rd row	74-41-11020
2010	2014	Toyota	Land Cruiser Prado 7 passenger	1	Cargo	74-24-11013
2010	2015	Toyota	Prius	1	Cargo	74-41-11024
2010	2015	Toyota	Prius 11	2	Front	74-41-21022
2010	2015	Toyota	Prius 11	4	Front & rear	74-41-41023
2003	2009	Toyota	Prius Hatchback	1	Cargo	74-41-11003
2013	2014	Toyota	Rav4	1	Cargo Behind 2nd Row	74-41-11032
2013	2018	Toyota	Rav4	4	Front & rear	74-41-41033
2006	2012	Toyota	Rav4	1	Cargo Behind 2nd Row	74-41-11007

CONTINUED ON NEXT PAGE →

PROFILE FLOOR LINERS — CONTINUED —

START	END	MAKE	MODEL	PIECE	LOCATION	PART NO.
2006	2012	Toyota	Rav4 4 door long wheelbase	4	Front & rear	74-41-41008
2014	2018	Toyota	Sienna	4	Front, 2nd & 3rd row	74-41-41040
2011	2013	Toyota	Sienna	4	Front, 2nd & 3rd row	74-41-41025
2011	2018	Toyota	Sienna	1	Cargo	74-41-11026
2004	2010	Toyota	Sienna	4	Front, 2nd & 3rd row	74-41-41004
2012	2018	Toyota	Tacoma Access Cab	4	Front & rear	74-41-41029
2012	2018	Toyota	Tacoma Double Cab	2	Front	74-41-21041
2012	2018	Toyota	Tacoma Double/Access Cab	4	Front & rear	74-41-41030
2012	2018	Toyota	Tundra Double Cab	2	Front	74-41-11031
2012	2018	Toyota	Tundra CrewMax	2	Front	74-41-11031
2012	2018	Toyota	Tacoma Regular Cab	2	Front	74-41-11042
2012	2018	Toyota	Tundra Double Cab/CrewMax	4	Front & rear	74-41-41031
2013	2016	Toyota	Venza	1	Cargo	74-41-11035
2013	2016	Toyota	Venza	4	Front & rear	74-41-41034
2006	2011	Toyota	Yaris	1	Cargo	74-41-11005
2006	2011	Toyota	Yaris Hatchback	3	Front & rear	74-41-31006
2009	2016	Volkswagen	CC	1	Cargo	74-42-11009
2009	2016	Volkswagen	CC	4	Front & rear	74-42-41008
2006	2016	Volkswagen	EOS	1	Cargo	74-42-11004
2006	2016	Volkswagen	EOS	4	Front & rear	74-42-41003
2010	2014	Volkswagen	Golf VI	1	Cargo	74-42-11010
2015	2017	Volkswagen	Golf VII	1	Cargo	74-42-11015
2015	2017	Volkswagen	Golf VII	4	Front & rear	74-42-41014
2011	2017	Volkswagen	Jetta	4	Front & rear	74-42-41011
2017	2018	Volkswagen	Tiguan	1	Cargo	74-42-41017
2017	2018	Volkswagen	Tiguan	5	Front, Rear, Row3	74-42-51016
2007	2017	Volkswagen	Tiguan	1	Cargo	74-42-11007
2007	2017	Volkswagen	Tiguan	2	Front	74-42-21005
2007	2017	Volkswagen	Tiguan	4	Front & rear	74-42-41006
2011	2016	Volkswagen	Touareg	1	Cargo	74-42-11013
2011	2017	Volkswagen	Touareg	4	Front & rear	74-42-41012
2002	2010	Volkswagen	Touareg	1	Cargo	74-42-11002
2002	2010	Volkswagen	Touareg	4	Front & rear	74-42-41001
2006	2013	Volvo	C30	1	Cargo	74-43-11009
2006	2013	Volvo	C30	4	Front & rear	74-43-41008
2005	2012	Volvo	S40	4	Front & rear	74-43-41007
2004	2012	Volvo	S40	1	Cargo	74-43-11006
2011	2018	Volvo	S60	1	Cargo	74-43-11017
2011	2018	Volvo	S60	4	Front & rear	74-43-41016
2001	2009	Volvo	S60	1	Cargo	74-43-11002
2001	2009	Volvo	S60	4	Front & rear	74-43-41001
2007	2016	Volvo	S80	1	Cargo	74-43-11011
2007	2016	Volvo	S80	4	Front & rear	74-43-41010
2008	2017	Volvo	XC60	1	Cargo	74-43-11015
2008	2017	Volvo	XC60	4	Front & rear	74-43-41014
2008	2016	Volvo	XC70	1	Cargo	74-43-11013
2008	2016	Volvo	XC70	4	Front & rear	74-43-41012
2015	2018	Volvo	XC90	1	Cargo behind 2nd row	74-43-11019
2015	2018	Volvo	XC90	1	Cargo behind 3rd row	74-43-11020
2015	2018	Volvo	XC90	2	3rd row	74-43-21021
2015	2018	Volvo	XC90	4	Front & rear	74-43-41018
2003	2014	Volvo	XC90	1	Cargo Behind 2nd Row	74-43-11005
2003	2014	Volvo	XC90	2	Front	74-43-21003
2003	2014	Volvo	XC90	4	Front & rear	74-43-41004

FOOTNOTES:

1. 2013-2014 require passenger side dual grommets 2. Canadian model only 3. Excl. 2011-2012 models w/floor anchor holes 4. Excl. model w/ trunk subwoofer 5. Excl. models w/ 2nd row console 6. Excl. models w/ adapt cargo system 7. Excl. models w/ factory nav system or subwoofer 8. Excl. models w/ factory slide-out factory cargo tray 9. Excl. models w/ rear sub-woofer 10. Excl. models w/ subwoofer 11. Excl. models w/ twist style floor anchors 12. For lower cargo 13. For twist style floor anchors only 14. For upper cargo 15. Manual transmission 16. produced 3/2015 or later 17. US made only 18. US to 2012 only 19. w/2nd row Capt Chair runner 20. w/2nd row Captain Chair 21. w/passenger side 1 anchor point only 22. w/single floor hook 23. w/single post anchor 24. w/subwoofer 25. w/twist style floor posts 26. w/two floor anchor points

FINISH: Black

MATERIAL: Rubberized polymer

WARRANTY: Limited Lifetime



FLOOR LINERS



SURE FIT FLOOR LINERS FRONT ROW

- » Full coverage designs
- » Rigid core and tactile surface
- » Protects carpet for longevity
- » Equipped with OE retention hook openings and 3M securing points
- » Application specific

- » Door seal coverage on most applications
 - » Available for most trucks and SUV/CUVs
- NOTE: Sure-Fit Floor Mats are designed for vehicles with carpeted floors. Will not fit vehicles with vinyl floors.*



FRONT ROW

START	END	MAKE	MODEL	POSITION	BLACK	GRAY	TAN
2002	2006	Cadillac	Escalade	Front	72-110030	72-120030	72-130030
2015	2018	Cadillac	Escalade	Front	72-110052	72-120052	72-130052
2007	2014	Cadillac	Escalade ESV	Front	72-110001	72-120001	72-130001
2007	2014	Cadillac	Escalade (Excl Hybrid)	Front	72-110001	72-120001	72-130001
2003	2006	Cadillac	Escalade ESV	Front	72-110030	72-120030	72-130030
2015	2018	Cadillac	Escalade ESV	Front	72-110052	72-120052	72-130052
2002	2006	Cadillac	Escalade EXT	Front	72-110030	72-120030	72-130030
2007	2014	Cadillac	Escalade EXT	Front	72-110001	72-120001	72-130001
2007	2014	Chevrolet	Avalanche	Front	72-110001	72-120001	72-130001
2015	2018	Chevrolet	Colorado Ext/Crew Cab	Front	72-110074	72-120074	72-130074
2014	2018	Chevrolet	Silverado 1500 Crew Cab 2,3	Front	72-110052	72-120052	72-130052
2014	2018	Chevrolet	Silverado 1500 Double Cab 2,3	Front	72-110052	72-120052	72-130052
2015	2018	Chevrolet	Silverado 2500/3500HD Crew Cab	Front	72-110052	72-120052	72-130052
2015	2018	Chevrolet	Silverado 2500/3500HD Double Cab	Front	72-110052	72-120052	72-130052
2007	2014	Chevrolet	Silverado Crew Cab 2	Front	72-110001	72-120001	72-130001
1999	2006	Chevrolet	Silverado Crew Cab 2,3,4	Front	72-110030	72-120030	72-130030
2007	2014	Chevrolet	Silverado Ext Cab 2	Front	72-110001	72-120001	72-130001
1999	2006	Chevrolet	Silverado Ext Cab 2,3,4	Front	72-110030	72-120030	72-130030
1999	2006	Chevrolet	Silverado Reg Cab 2,3	Front	72-110030	72-120030	72-130030
2007	2014	Chevrolet	Silverado Reg Cab 2,3	Front	72-110001	72-120001	72-130001
2000	2006	Chevrolet	Suburban	Front	72-110030	72-120030	72-130030
2007	2014	Chevrolet	Suburban	Front	72-110001	72-120001	72-130001
2015	2018	Chevrolet	Suburban	Front	72-110052	72-120052	72-130052
2000	2006	Chevrolet	Tahoe	Front	72-110030	72-120030	72-130030
2007	2014	Chevrolet	Tahoe	Front	72-110001	72-120001	72-130001
2015	2018	Chevrolet	Tahoe	Front	72-110052	72-120052	72-130052
2012	2016	Chrysler	Town & Country	Front	72-110090	72-120090	72-130090
2013	2018	Dodge	Durango	Front	72-110094	72-120094	72-130094
2012	2016	Dodge	Grand Caravan	Front	72-110090	72-120090	72-130090
2002	2008	Dodge	Ram 4WD (ALL)	Front	72-110027	72-120027	-
2009	2012	Dodge	Ram Crew Cab (one retention hook)	Front	72-110024	72-120024	72-130024
2012	2018	Dodge	Ram Crew Cab (two retention hooks)	Front	72-110043	72-120043	72-130043
2009	2012	Dodge	Ram Mega Cab (one retention hook)	Front	72-110024	72-120024	72-130024
2012	2018	Dodge	Ram Mega Cab (two retention hooks)	Front	72-110043	72-120043	72-130043
2009	2012	Dodge	Ram Quad Cab (one retention hook)	Front	72-110033	-	-
2012	2018	Dodge	Ram Quad Cab (two retention hooks)	Front	72-110042	72-120042	72-130042
2009	2012	Dodge	Ram Reg Cab (one retention hook)	Front	72-110033	-	-
2012	2018	Dodge	Ram Reg Cab (two retention hooks)	Front	72-110042	72-120042	72-130042
2013	2018	Ford	C-Max	Front	72-110060	72-120060	-
2015	2018	Ford	F150 Reg Cab	Front	72-110069	72-120069	72-130069
2009	2012	Ford	F150 Reg Cab (one retention hook)	Front	72-110018	-	72-130018
2011	2014	Ford	F150 Reg Cab (two retention hooks) 14	Front	72-110040	72-120040	-
2004	2008	Ford	F150 Reg Cab 5	Front	72-110011	72-120011	72-130011
2009	2012	Ford	F150 Super Cab (one retention hook)	Front	72-110018	-	72-130018
2011	2014	Ford	F150 Super Cab (two retention hooks) 14	Front	72-110040	72-120040	-
2004	2008	Ford	F150 Super Cab 5	Front	72-110011	72-120011	72-130011
2015	2018	Ford	F150 Super Crew	Front	72-110069	72-120069	72-130069
2009	2012	Ford	F150 Super Crew (one retention hook)	Front	72-110018	-	72-130018
2011	2014	Ford	F150 Super Crew (two retention hooks) 14	Front	72-110040	72-120040	-
2004	2008	Ford	F150 Super Crew 5	Front	72-110011	72-120011	72-130011
2015	2018	Ford	F150 SuperCab	Front	72-110069	72-120069	72-130069
2015	2018	Ford	Mustang	Front	72-110077	72-120077	72-130077
2012	2016	Ford	Super Duty (w/driver side foot pad) 13	Front	72-110039	72-120039	72-130039
2012	2016	Ford	Super Duty Crew Cab (w/driver side foot pad) 13	Front	72-110039	72-120039	72-130039
1999	2007	Ford	Super Duty Crew Cab 3	Front	72-110021	72-120021	72-130021
2008	2010	Ford	Super Duty Crew Cab 3	Front	72-110010	72-120010	72-130010
2011	2012	Ford	Super Duty Crew Cab 3	Front	72-110037	72-120037	72-130037
1999	2007	Ford	Super Duty Reg Cab 3	Front	72-110021	72-120021	72-130021

CONTINUED ON NEXT PAGE →



SURE FIT FLOOR LINERS FRONT ROW

CONTINUED — FRONT ROW

START	END	MAKE	MODEL	POSITION	BLACK	GRAY	TAN
2008	2010	Ford	Super Duty Reg Cab ³	Front	72-110010	72-120010	72-130010
2011	2012	Ford	Super Duty Reg Cab ³	Front	72-110037	72-120037	72-130037
2012	2016	Ford	Super Duty Super Cab (w/driver side foot pad) ¹³	Front	72-110039	72-120039	72-130039
1999	2007	Ford	Super Duty Super Cab ³	Front	72-110021	72-120021	72-130021
2008	2010	Ford	Super Duty Super Cab ³	Front	72-110010	72-120010	72-130010
2011	2012	Ford	Super Duty Super Cab ³	Front	72-110037	72-120037	72-130037
2013	2018	Ford	Escape	Front	72-110060	72-120060	-
2012	2014	Ford	Explorer	Front	72-110056	72-120056	72-130056
2017	2018	Ford	Super Duty Crew Cab	Front	72-110084	72-120084	72-130084
2017	2018	Ford	Super Duty Super Cab	Front	72-110084	72-120084	72-130084
2015	2018	GMC	Canyon Ext/Crew Cab	Front	72-110074	72-120074	72-130074
2014	2018	GMC	Sierra 1500 Crew Cab	Front	72-110052	72-120052	72-130052
2014	2018	GMC	Sierra 1500 Double Cab	Front	72-110052	72-120052	72-130052
2015	2018	GMC	Sierra 2500/3500 Crew Cab	Front	72-110052	72-120052	72-130052
2015	2018	GMC	Sierra 2500/3500 Double Cab	Front	72-110052	72-120052	72-130052
2007	2014	GMC	Sierra Crew Cab ²	Front	72-110001	72-120001	72-130001
1999	2006	GMC	Sierra Crew Cab ^{2,3,4}	Front	72-110030	72-120030	72-130030
2007	2014	GMC	Sierra Ext Cab ²	Front	72-110001	72-120001	72-130001
1999	2006	GMC	Sierra Ext Cab ^{2,3,4}	Front	72-110030	72-120030	72-130030
1999	2006	GMC	Sierra Reg Cab ^{2,3}	Front	72-110030	72-120030	72-130030
2007	2014	GMC	Sierra Reg Cab ^{2,3}	Front	72-110001	72-120001	72-130001
2000	2006	GMC	Yukon XL/Yukon Denali XL	Front	72-110030	72-120030	72-130030
2007	2014	GMC	Yukon XL/Yukon XL Denali	Front	72-110001	72-120001	72-130001
2000	2006	GMC	Yukon/Yukon Denali	Front	72-110030	72-120030	72-130030
2007	2014	GMC	Yukon/Yukon Denali	Front	72-110001	72-120001	72-130001
2015	2018	GMC	Yukon/Yukon Denali	Front	72-110052	72-120052	72-130052
2008	2012	Honda	Accord Sedan/Coupe (Excl Crosstour)	Front	72-110031	72-120031	-
2017	2018	Honda	Ridgeline	Front	72-110086	-	-
2013	2018	Jeep	Grand Cherokee	Front	72-110094	72-120094	72-130094
2007	2013	Jeep	Wrangler/Wrangler Unlimited	Front	72-110034	72-120034	72-130034
2014	2018	Jeep	Wrangler/Wrangler Unlimited	Front	72-110066	72-120066	72-130066
2007	2018	Mitsubishi	Outlander	Front	72-110076	72-120076	72-130076
2017	2018	Nissan	Armada	Front	72-110088	-	-
2016	2017	Nissan	Titan	Front	72-110099	-	-
2016	2017	Nissan	Titan XD	Front	72-110099	-	-
2009	2012	Ram	Ram Crew Cab (one retention hook)	Front	72-110024	72-120024	72-130024
2012	2018	Ram	Ram Crew Cab (two retention hooks)	Front	72-110043	72-120043	72-130043
2009	2012	Ram	Ram Mega Cab (one retention hook)	Front	72-110024	72-120024	72-130024
2012	2018	Ram	Ram Mega Cab (two retention hooks)	Front	72-110043	72-120043	72-130043
2009	2012	Ram	Ram Quad Cab (one retention hook)	Front	72-110033	-	-
2012	2018	Ram	Ram Quad Cab (two retention hooks)	Front	72-110042	72-120042	72-130042
2009	2012	Ram	Ram Reg Cab (one retention hook)	Front	72-110033	-	-
2012	2018	Ram	Ram Reg Cab (two retention hooks)	Front	72-110042	72-120042	72-130042
2013	2018	Toyota	Rav4	Front	72-110096	-	-
2008	2011	Toyota	Sequoia	Front	72-110015	72-120015	72-130015
2012	2017	Toyota	Sequoia	Front	72-110054	72-120054	72-130054
2016	2017	Toyota	Tacoma	Front	72-110079	72-120079	72-130079
2012	2015	Toyota	Tacoma Access (Double Hook)	Front	72-110053	72-120053	72-130053
2005	2011	Toyota	Tacoma Access ⁸	Front	72-110032	72-120032	-
2012	2015	Toyota	Tacoma Double Cab (Double Hook)	Front	72-110053	72-120053	72-130053
2005	2011	Toyota	Tacoma Double Cab ⁸	Front	72-110032	72-120032	-
2012	2015	Toyota	Tacoma Reg (Double Hook)	Front	72-110053	72-120053	72-130053
2005	2011	Toyota	Tacoma Reg ⁸	Front	72-110032	72-120032	-
2007	2011	Toyota	Tundra CrewMax	Front	72-110015	72-120015	72-130015
2012	2018	Toyota	Tundra CrewMax (Double Hook)	Front	72-110054	72-120054	72-130054
2007	2011	Toyota	Tundra Double Cab	Front	72-110015	72-120015	72-130015
2012	2018	Toyota	Tundra Double Cab (Double Hook)	Front	72-110054	72-120054	72-130054
2007	2011	Toyota	Tundra Reg Cab	Front	72-110015	72-120015	72-130015
2012	2018	Toyota	Tundra Reg Cab (Double Hook)	Front	72-110054	72-120054	72-130054
2012	2014	Volkswagen	Routan	Front	72-110090	-	-

FOOTNOTES: Sure-Fit Floor Mats are designed for vehicles with carpeted floors. Will not fit vehicles with vinyl floors.

1 Bucket seats only. 2 Excludes Chassis Cab model. 3 Excludes 4X4 manual transfer case. 4 Excludes New Body Style. 5 Excludes "Heritage" model. 6 Fits in aisle between second row and bucket seats. 7 Bench seats only. 8 No passenger retention hooks. 9 Behind second seat. 10 Behind third seat. 11 Use Crew Max part numbers if equipped with factory storage box or JBL stereo. 12 Models with "Executive Console" package require minor trimming. 13 For models with driver left side foot pad only. 14 For models with two front floor retention hooks. 15 Will not work with subwoofers. 16 Trimming required for use with factory subwoofer.



FLOOR LINERS

WESTIN®

SURE FIT FLOOR LINERS 2ND ROW

- » Custom fit for specific applications
- » Full coverage designs
- » Application specific
- » Available for most trucks and SUVs



START	END	MAKE	MODEL	POSITION	BLACK	GRAY	TAN
2007	2014	Cadillac	Escalade	2nd Row	72-113023	72-123023	72-133023
2007	2014	Cadillac	Escalade ESV / EXT	2nd Row	72-113002	72-123002	72-133002
2015	2018	Cadillac	Escalade (Bench and Bucket Seat)	2nd Row	72-114064	72-124064	72-134064
2007	2011	Cadillac	Escalade (Middle Row) ⁶	2nd Row	72-110006	72-120006	-
2015	2018	Cadillac	Escalade ESV (Bench and Bucket Seat)	2nd Row	72-114064	72-124064	72-134064
2007	2012	Chevrolet	Avalanche	2nd Row	72-112009	72-122009	72-132009
2015	2018	Chevrolet	Colorado Crew Cab	2nd Row	72-113075	72-123075	72-133075
2014	2018	Chevrolet	Silverado 1500 Crew Cab	2nd Row	72-114055	72-124055	72-134055
2014	2018	Chevrolet	Silverado 1500 Double Cab	2nd Row	72-114058	72-124058	72-134058
2007	2013	Chevrolet	Silverado 1500 Ext Cab	2nd Row	72-114008	72-124008	72-134008
2015	2018	Chevrolet	Silverado 2500/3500 Crew Cab	2nd Row	72-114055	72-124055	72-134055
2015	2018	Chevrolet	Silverado 2500/3500 Double Cab	2nd Row	72-114058	72-124058	72-134058
2007	2013	Chevrolet	Silverado 2500/3500 Ext Cab	2nd Row	72-114008	72-124008	72-134008
2001	2003	Chevrolet	Silverado Crew Cab	2nd Row	72-113031	72-123031	-
2007	2014	Chevrolet	Silverado Crew Cab	2nd Row	72-114007	72-124007	-
2007	2014	Chevrolet	Suburban	2nd Row	72-112005	72-122005	-
2015	2018	Chevrolet	Suburban	2nd Row	72-114064	72-124064	72-134064
2007	2014	Chevrolet	Tahoe	2nd Row	72-112034	72-122034	72-132034
2015	2018	Chevrolet	Tahoe (Bench and Bucket Seat)	2nd Row	72-114064	72-124064	72-134064
2007	2011	Chevrolet	Tahoe (Middle Row) ⁶	2nd Row	72-110006	72-120006	-
2008	2016	Chrysler	Town & Country	2nd Row	72-114081	72-124081	-
2011	2018	Dodge	Durango	2nd Row	72-113095	-	-
2008	2016	Dodge	Grand Caravan	2nd Row	72-114081	72-124081	-
2002	2008	Dodge	Ram 1500 Mega Cab 4WD ¹²	2nd Row	72-113029	72-123029	72-133029
2002	2008	Dodge	Ram Quad Cab 4WD	2nd Row	72-113028	-	72-133028
2003	2008	Dodge	Ram 2500/3500 Mega Cab 4WD	2nd Row	72-113029	72-123029	72-133029
2009	2018	Dodge	Ram 1500/2500/3500 Crew Cab	2nd Row	72-114026	72-124026	72-134026
2009	2018	Dodge	Ram 1500/2500/3500 Quad Cab ¹²	2nd Row	72-114025	72-124025	72-134025
2013	2018	Ford	Escape	2nd Row	72-113060	72-123060	-
2004	2008	Ford	F-150 Super Cab	2nd Row	72-114012	72-124012	72-134012
2009	2014	Ford	F-150 Super Cab	2nd Row	72-114019	72-124019	72-134019
2009	2014	Ford	F-150 Super Crew ¹⁵	2nd Row	72-114020	-	72-134020
2015	2018	Ford	F-150 SuperCab	2nd Row	72-114071	72-124071	72-134071
2015	2018	Ford	F-150 SuperCrew	2nd Row	72-114070	72-124070	72-134070
2015	2018	Ford	Mustang	2nd Row	72-113092	72-123092	72-133092
1999	2007	Ford	Super Duty Crew Cab	2nd Row	72-113014	-	72-133014
2008	2007	Ford	Super Duty Crew Cab	2nd Row	72-113014	-	72-133014
2011	2016	Ford	Super Duty Crew Cab	2nd Row	72-112038	72-122038	72-132038
1999	2007	Ford	Super Duty Super Cab	2nd Row	72-113022	72-123022	-
2008	2007	Ford	Super Duty Super Cab	2nd Row	72-113022	72-123022	-
2017	2018	Ford	Super Duty Crew Cab	2nd Row	72-113085	72-123085	72-133085
2015	2018	GMC	Canyon Crew Cab	2nd Row	72-113075	72-123075	72-133075
2014	2018	GMC	Sierra 1500 Crew Cab	2nd Row	72-114055	72-124055	72-134055
2014	2018	GMC	Sierra 1500 Double Cab	2nd Row	72-114058	72-124058	72-134058
2007	2013	GMC	Sierra 1500 Ext Cab	2nd Row	72-114008	72-124008	72-134008
2015	2018	GMC	Sierra 2500/3500 Crew Cab	2nd Row	72-114055	72-124055	72-134055
2015	2018	GMC	Sierra 2500/3500 Double Cab	2nd Row	72-114058	72-124058	72-134058
2007	2013	GMC	Sierra 2500/3500 Ext Cab	2nd Row	72-114008	72-124008	72-134008
2001	2003	GMC	Sierra Crew Cab	2nd Row	72-113031	72-123031	-
2007	2014	GMC	Sierra Crew Cab	2nd Row	72-114007	72-124007	-
2015	2018	GMC	Yukon (Bench and Bucket Seat)	2nd Row	72-114064	72-124064	72-134064
2015	2018	GMC	Yukon Denali (Bench and Bucket Seat)	2nd Row	72-114064	72-124064	72-134064
2007	2014	GMC	Yukon XL / Yukon XL Denali	2nd Row	72-112005	72-122005	-
2007	2014	GMC	Yukon/Yukon Denali	2nd Row	72-112034	72-122034	72-132034
2007	2011	GMC	Yukon/Yukon Denali (Middle Row) ⁶	2nd Row	72-110006	72-120006	-
2008	2012	Honda	Accord	2nd Row	72-113063	72-123063	72-133063
2017	2018	Honda	Ridgeline	2nd Row	72-113087	-	-
2011	2018	Jeep	Grand Cherokee	2nd Row	72-113095	-	-
2007	2013	Jeep	Wrangler Unlimited	2nd Row	72-112041	72-122041	72-132041
2014	2018	Jeep	Wrangler Unlimited	2nd Row	72-112067	72-122067	72-132067
2016	2018	Mitsubishi	Outlander	2nd Row	72-113078	72-123078	72-133078
2017	2018	Nissan	Armada	2nd Row	72-113089	-	-
2016	2017	Nissan	Titan (with Front Bucket Seats)	2nd Row	72-113100	-	-
2016	2017	Nissan	Titan XD (with Front Bucket Seats)	2nd Row	72-113100	-	-
2003	2008	Ram	Ram 2500/3500 Mega Cab 4WD	2nd Row	72-113029	72-123029	72-133029
2009	2018	Ram	Ram 1500/2500/3500 Crew Cab	2nd Row	72-114026	72-124026	72-134026
2009	2018	Ram	Ram 1500/2500/3500 Quad Cab ¹²	2nd Row	72-114025	72-124025	72-134025
2007	2017	Toyota	RAV4 (excl. Hybrid model)	2nd Row	72-113097	-	-
2005	2018	Toyota	Tacoma Double Cab	2nd Row	72-113073	72-123073	72-133073
2007	2018	Toyota	Tundra CrewMax	2nd Row	72-113017	72-123017	72-133017
2007	2018	Toyota	Tundra Double Cab ¹¹	2nd Row	72-113016	72-123016	72-133016



SURE FIT FLOOR LINERS 3RD ROW

START	END	MAKE	MODEL	POSITION	BLACK	GRAY	TAN
2015	2018	Cadillac	Escalade ESV (Bucket seats only)	3rd Row	72-114101	72-124101	72-134101
2015	2018	Cadillac	Escalade ESV	3rd Row	72-114072	72-124072	72-134072
2007	2010	Cadillac	Escalade ESV 1 (Bucket seats only)	3rd Row	72-114003	72-124003	-
2015	2018	Cadillac	Suburban (Bucket seats only)	3rd Row	72-114101	72-124101	72-134101
2015	2018	Chevrolet	Suburban	3rd Row	72-114072	72-124072	72-134072
2007	2010	Chevrolet	Suburban 1 (Bucket seats only)	3rd Row	72-114003	72-124003	-
2015	2018	Cadillac	Yukon XL / Yukon XL Denali (Bucket seats only)	3rd Row	72-114101	72-124101	72-134101
2007	2010	GMC	Yukon XL / Yukon XL Denali 1 (Bucket seats only)	3rd Row	72-114003	72-124003	-
2015	2018	GMC	Yukon XL/Yukon XL Denali	3rd Row	72-114072	72-124072	72-134072



SURE FIT CARGO LINER

START	END	MAKE	MODEL	POSITION	BLACK	GRAY	TAN
2015	2018	Cadillac	Escalade ESV	Cargo	72-117065	72-127065	72-137065
2007	2014	Cadillac	Escalade ESV 10	Cargo	72-117035	72-127035	-
2017	2018	Chevrolet	Trax	Cargo	72-116080	-	-
2015	2018	Chevrolet	Suburban	Cargo	72-117065	72-127065	72-137065
2007	2014	Chevrolet	Suburban 10	Cargo	72-117035	72-127035	-
2013	2018	Ford	Escape 10	Cargo	72-117061	72-127061	-
2012	2018	Ford	Explorer 10	Cargo	72-117057	72-127057	72-137057
2015	2018	GMC	Yukon XL / Yukon Denali XL	Cargo	72-117065	72-127065	72-137065
2007	2014	GMC	Yukon/Yukon Denali XL 10	Cargo	72-117035	72-127035	-
2017	2018	GMC	Acadia	Cargo	72-116082	-	-
2011	2018	Jeep	Grand Cherokee	Cargo	72-117093	-	-
2007	2010	Jeep	Wrangler Unlimited 16	Cargo	72-117033	72-127033	-
2011	2018	Jeep	Wrangler Unlimited 16	Cargo	72-117068	72-127068	72-137068
2017	2018	Nissan	Armada	Cargo	72-117083	-	-
2007	2017	Toyota	RAV4	Cargo	72-117098	-	-

FOOTNOTES:


Wade Sure-Fit Cargo Liners are designed for vehicles with carpeted floors. Will not fit vehicles with vinyl floors.

1. Bucket seats only
2. Excludes Chassis Cab model
3. Excludes 4X4 manual transfer case
4. Excludes New Body Style
5. Excludes "Heritage" model
6. Fits in aisle between second row and bucket seats
7. Bench seats only
8. No passenger retention hooks
9. Behind second seat
10. Behind third seat
11. Use Crew Max part numbers if equipped with factory storage box or JBL stereo
12. Models with "Executive Console" package require minor trimming
13. For models with driver left side foot pad only
14. For models with two front floor retention hooks
15. Will not work with subwoofers
16. Trimming required for use with factory subwoofer

FINISH: Black, Gray and Tan

MATERIAL: Molded Rubberized Copolymer

WARRANTY: Limited Lifetime





BODY TRIM PRODUCTS

WESTIN®

NEW MATTE BLACK BUG SHIELD

- » Matte black finish to complement vehicle trim
- » Manufactured from durable ABS thermoplastic
- » Coordinates with Westin Wind Deflectors to complete the look
- » Vehicle specific applications
- » Easy installation - no drilling required on most applications
- » Made in the USA

FINISH: Black

MATERIAL: ABS Thermoplastic

WARRANTY: Limited Lifetime



START	END	MAKE	MODEL	MATTE BLACK	CONTINUED	START	END	MAKE	MODEL	MATTE BLACK
2015	2018	Chevrolet	Colorado	72-91936	2008	2010	Ford	F-250/350/450/550 Super Duty		72-96942
2014	2015	Chevrolet	Silverado 1500	72-91930	2011	2016	Ford	F-250/350/450/550 Super Duty		72-96950
2016	2018	Chevrolet	Silverado 1500 Series	72-91938	2014	2016	GMC	Sierra 1500 ¹		72-98948
2007	2013	Chevrolet	Silverado 1500 Series (will not fit Hybrid models)	72-91924	2007	2013	GMC	Sierra Light Duty		72-98940
2015	2018	Chevrolet	Silverado 2500/3500HD	72-91934	2007	2010	GMC	Sierra/Sierra Heavy Duty		72-98940
2007	2010	Chevrolet	Silverado Heavy Duty	72-91926	2007	2016	Jeep	Wrangler/Wrangler Unlimited ¹		72-90950
2009	2018	Dodge	Ram 1500	72-94934	2009	2018	Ram	Ram 1500		72-94934
2010	2018	Dodge	Ram Heavy Duty	72-94936	2010	2018	Ram	Ram Heavy Duty		72-94936
2000	2005	Ford	Excursion	72-96924	2005	2011	Toyota	Tacoma		72-97960
1997	2002	Ford	Expedition	72-96930	2012	2015	Toyota	Tacoma		72-97966
2009	2014	Ford	F-150	72-96948	2016	2018	Toyota	Tacoma		72-97970
2015	2016	Ford	F-150	72-96954	2007	2013	Toyota	Tundra		72-97964
1997	2003	Ford	F-150/F-250 Light Duty	72-96930	2014	2018	Toyota	Tundra		72-97968
1999	2007	Ford	F-250/350/450/550 Super Duty	72-96924						

FOOTNOTES:

1. Drilling required.



BODY TRIM



NEW MATTE BLACK IN CHANNEL WIND DEFLECTORS

- » Slips directly into the window channel
- » Installs quickly and easily without exterior tape
- » Secured using 3M automotive grade tape
- » Made in the USA



FINISH: Black
MATERIAL: ABS Thermoplastic
WARRANTY: Limited Lifetime

START	END	MAKE	MODEL	2-PIECE	4-PIECE
2015	2018	Cadillac	Escalade	—	72-39919
2015	2018	Cadillac	Escalade ESV	—	72-39921
2007	2013	Chevrolet	Avalanche	—	72-39905
2007	2013	Chevrolet	Silverado 1500 Crew Cab	—	72-39905
2014	2018	Chevrolet	Silverado 1500 Crew Cab	—	72-39915
2014	2018	Chevrolet	Silverado 1500 Double Cab	—	72-39917
2007	2013	Chevrolet	Silverado 1500 Extended Cab	—	72-39907
2007	2013	Chevrolet	Silverado 1500 Regular Cab	72-39973	—
2007	2014	Chevrolet	Silverado 2500/3500HD Crew Cab	—	72-39905
2015	2018	Chevrolet	Silverado 2500/3500HD Crew Cab	—	72-39915
2015	2018	Chevrolet	Silverado 2500/3500HD Double Cab	—	72-39917
2007	2014	Chevrolet	Silverado 2500/3500HD Extended Cab	—	72-39907
2007	2014	Chevrolet	Silverado 2500/3500HD Regular Cab	72-39973	—
2015	2018	Chevrolet	Suburban	—	72-39921
2007	2014	Chevrolet	Suburban	—	72-39905
2015	2018	Chevrolet	Tahoe	—	72-39919
2009	2018	Dodge	Ram Crew Cab / Mega Cab	—	72-35901
2009	2018	Dodge	Ram Quad Cab	—	72-35903
2015	2018	Ford	F-150 Regular Cab	72-37961	—
2015	2018	Ford	F-150 SuperCab	—	72-37909
2015	2018	Ford	F-150 SuperCrew	—	72-37907
2009	2014	Ford	Pickup, F-150 Regular Cab	72-37959	—
2004	2014	Ford	Pickup, F150 Super Cab (Extra Cab)	—	72-37981
2009	2014	Ford	Pickup, F-150 Super Crew	—	72-37905
1999	2016	Ford	Pickup, Super Duty Series	72-37975	—
1999	2016	Ford	Pickup, Super Duty Series Crew Cab	—	72-37979
2017	2018	Ford	Super Duty Crew Cab	—	72-37907
2017	2018	Ford	Super Duty Super Cab	—	72-37909
2007	2013	GMC	Sierra 1500 Crew Cab	—	72-39905
2014	2018	GMC	Sierra 1500 Crew Cab	—	72-39915

CONTINUED					
START	END	MAKE	MODEL	2-PIECE	4-PIECE
2014	2018	GMC	Sierra 1500 Double Cab	—	72-39917
2007	2013	GMC	Sierra 1500 Extended Cab	—	72-39907
2007	2013	GMC	Sierra 1500 Regular Cab	72-39973	—
2007	2014	GMC	Sierra 2500/3500HD Crew Cab	—	72-39905
2015	2018	GMC	Sierra 2500/3500HD Crew Cab	—	72-39915
2015	2018	GMC	Sierra 2500/3500HD Double Cab	—	72-39917
2007	2015	GMC	Sierra 2500/3500HD Extended Cab	—	72-39907
2007	2015	GMC	Sierra 2500/3500HD Regular Cab	72-39973	—
2007	2014	GMC	Yukon XL/Yukon Denali XL	—	72-39905
2015	2018	GMC	Yukon XL/Yukon Denali XL	—	72-39921
2015	2018	GMC	Yukon/Yukon Denali	—	72-39919
2011	2018	Jeep	Grand Cherokee	—	72-51987
2007	2016	Jeep	Wrangler	72-51965	—
2007	2016	Jeep	Wrangler Unlimited (4 Door)	—	72-51995
2016	2018	Nissan	Titan/Titan XD	—	72-69983
2009	2018	Ram	Ram Crew Cab / Mega Cab	—	72-35901
2009	2018	Ram	Ram Quad Cab	—	72-35903
2010	2017	Toyota	4Runner	—	72-88919
2005	2015	Toyota	Tacoma (Access / Extended Cab)	72-88969	—
2016	2018	Toyota	Tacoma Double Cab	—	72-88933
2005	2015	Toyota	Tacoma Double Cab (4 Door)	—	72-88907
2007	2018	Toyota	Tundra Crew Max	—	72-88915
2007	2018	Toyota	Tundra Double Cab	—	72-88913



BODY TRIM



BODY TRIM PRODUCTS

WESTIN®

NEW MATTE BLACK TAPE ON WIND DEFLECTORS

- » Attaches using 3M automotive grade tape
- » Reduces heat and glare
- » Allows fresh air circulation during any weather condition
- » Made in the USA

FINISH: Black

MATERIAL: ABS Thermoplastic

WARRANTY: Limited Lifetime



START	END	MAKE	MODEL	2-PIECE	4-PIECE
2015	2018	Cadillac	Escalade	—	72-31980
2015	2018	Cadillac	Escalade ESV	—	72-31978
2007	2013	Chevrolet	Avalanche	—	72-39908
2015	2018	Chevrolet	Colorado Crew Cab	—	72-31902
2015	2018	Chevrolet	Colorado Regular Cab	72-39956	—
2014	2018	Chevrolet	Silverado 1500 Crew Cab	—	72-31984
2014	2018	Chevrolet	Silverado 1500 Double Cab	—	72-31982
2007	2013	Chevrolet	Silverado 1500 Regular Cab	72-39964	—
2014	2018	Chevrolet	Silverado 1500 Regular Cab	72-39958	—
2007	2014	Chevrolet	Silverado 2500/3500 Regular Cab	72-39964	—
2015	2018	Chevrolet	Silverado 2500/3500HD Crew Cab	—	72-31984
2015	2018	Chevrolet	Silverado 2500/3500HD Double Cab	—	72-31982
2015	2018	Chevrolet	Silverado 2500/3500HD Regular Cab	72-39958	—
2007	2014	Chevrolet	Silverado Crew Cab	—	72-39908
2014	2014	Chevrolet	Silverado Crew Cab 2500/3500HD	—	72-39908
2007	2013	Chevrolet	Silverado Extended Cab	—	72-39910
2014	2014	Chevrolet	Silverado Extended Cab 2500/3500HD	—	72-39910
2007	2014	Chevrolet	Suburban	—	72-39908
2015	2018	Chevrolet	Suburban	—	72-31978
2015	2018	Chevrolet	Tahoe	—	72-31980
2009	2018	Dodge	Ram Crew Cab / Mega Cab	—	72-35902
2009	2018	Dodge	Ram Quad Cab	—	72-35904
2009	2014	Ford	F150 Regular Cab	72-37950	—
2015	2018	Ford	F150 Regular Cab	72-37972	—
2009	2014	Ford	F150 Super Cab	—	72-37936
2009	2014	Ford	F150 Super Crew	—	72-37924
2015	2018	Ford	F150 SuperCab	—	72-37946
2015	2018	Ford	F150 SuperCrew	—	72-37944
1999	2016	Ford	Super Duty	72-37956	—
1999	2016	Ford	Super Duty Crew Cab	—	72-37914
1999	2016	Ford	Super Duty Extended Cab	—	72-37912
2017	2018	Ford	Super Duty Crew Cab	—	72-37944
2017	2018	Ford	Super Duty Regular Cab	72-37972	—

CONTINUED

START	END	MAKE	MODEL	2-PIECE	4-PIECE
2017	2018	Ford	Super Duty Super Cab	—	72-37946
2015	2018	GMC	Canyon Crew Cab	—	72-31902
2015	2018	GMC	Canyon Reg Cab	72-39956	—
2007	2009	GMC	Denali XL	—	72-39908
2014	2018	GMC	Sierra 1500 Crew Cab	—	72-31984
2014	2018	GMC	Sierra 1500 Double cab	—	72-31982
2007	2013	GMC	Sierra 1500 Regular Cab	72-39964	—
2014	2018	GMC	Sierra 1500 Regular Cab	72-39958	—
2015	2018	GMC	Sierra 2500/3500 Double Cab	—	72-31982
2007	2014	GMC	Sierra 2500/3500HD Crew Cab	—	72-39908
2007	2014	GMC	Sierra 2500/3500HD Crew Cab	—	72-39908
2015	2018	GMC	Sierra 2500/3500HD Crew Cab	—	72-31984
2007	2014	GMC	Sierra 2500/3500HD Extended Cab	—	72-39910
2007	2014	GMC	Sierra 2500/3500HD Extended Cab	—	72-39910
2007	2014	GMC	Sierra 2500/3500HD Regular Cab	72-39964	—
2015	2018	GMC	Sierra 2500/3500HD Regular Cab	72-39958	—
2007	2014	GMC	Yukon XL / Yukon Denali XL	—	72-39908
2015	2018	GMC	Yukon XL / Yukon Denali XL	—	72-31978
2015	2018	GMC	Yukon/Yukon Denali	—	72-31980
2011	2018	Jeep	Grand Cherokee	—	72-51990
2007	2016	Jeep	Wrangler/Wrangler Unlimited	72-51966	72-51996
2016	2018	Nissan	Titan XD	—	72-69918
2009	2018	Ram	Ram Quad Cab	—	72-35904
2010	2014	Toyota	4Runner	—	72-88930
2005	2018	Toyota	Tacoma Double Cab	—	72-88910
2005	2018	Toyota	Tacoma Regular Cab	72-88958	—
2007	2018	Toyota	Tundra Crew Max	—	72-88920
2007	2018	Toyota	Tundra Double Cab	—	72-88918



BODY TRIM



PLATINUM BUG SHIELD

- » Helps protect paint and windshield from rock chips
- » Strong 1-piece construction
- » Manufactured from high-impact acrylic
- » Will not flex, flutter or vibrate at highway speeds
- » No drilling required on most applications

FINISH: Smoke and Clear

MATERIAL: High-Impact Acrylic

WARRANTY: Limited Lifetime



START	END	MAKE	MODEL	SMOKE	CLEAR
2007	2013	Chevrolet	Avalanche	72-91122	72-91121
2002	2006	Chevrolet	Avalanche (with body cladding)	72-91104	-
2002	2006	Chevrolet	Avalanche (without body cladding)	72-91114	72-91113
1995	2005	Chevrolet	Blazer (S-Series)	72-91108	72-91107
2004	2012	Chevrolet	Colorado	72-91116	72-91115
2015	2018	Chevrolet	Colorado	72-91136	72-91135
2005	2009	Chevrolet	Equinox	72-91118	-
1994	2005	Chevrolet	S-10	72-91108	72-91107
1999	2002	Chevrolet	Silverado	72-91102	72-91101
2003	2006	Chevrolet	Silverado	72-91114	72-91113
2014	2015	Chevrolet	Silverado 1500	72-91130	72-91129
2016	2018	Chevrolet	Silverado 1500 Series	72-91138	72-91137
2007	2013	Chevrolet	Silverado 1500 Series (will not fit Hybrid models)	72-91124	72-91123
2005	2006	Chevrolet	Silverado 1500 Series "Classic"	72-91114	72-91113
2015	2018	Chevrolet	Silverado 2500/3500HD	72-91134	72-91133
2007	2010	Chevrolet	Silverado Heavy Duty	72-91126	-
2005	2007	Chevrolet	Silverado Heavy Duty "Classic"	72-91120	-
2007	2013	Chevrolet	Suburban	72-91122	72-91121
2015	2018	Chevrolet	Suburban	72-91132	72-91131
2000	2002	Chevrolet	Suburban	72-91102	72-91101
2000	2002	Chevrolet	Tahoe	72-91102	72-91101
2015	2018	Chevrolet	Tahoe	72-91132	72-91131
2007	2013	Chevrolet	Tahoe (will not fit Hybrid)	72-91122	72-91121
2002	2007	Chevrolet	Trailblazer	72-91106	-
2001	2007	Dodge	Caravan	72-94122	-
2008	2011	Dodge	Dakota	72-94112	-
2004	2006	Dodge	Durango	72-94118	-
2007	2010	Dodge	Durango ¹	72-94114	72-94113
2007	2012	Dodge	Nitro ¹	72-94132	72-94131
2006	2008	Dodge	Ram	72-94116	-
2002	2005	Dodge	Ram (3-piece set)	72-94128	-
2009	2018	Dodge	Ram 1500	72-94134	72-94133
1994	2002	Dodge	Ram Deluxe 3pc (Old body style Behind the Grill) (Excl. Sport model)	72-94138	-
2010	2018	Dodge	Ram Heavy Duty	72-94136	72-94135
2008	2014	Ford	Edge ¹	72-96118	-
2001	2007	Ford	Escape ¹	72-96136	-
2008	2012	Ford	Escape ¹	72-96146	-
2008	2012	Ford	Escape ¹	72-96146	-
2000	2005	Ford	Excursion	72-96124	-
2007	2016	Ford	Expedition	72-96144	72-96143
1997	2002	Ford	Expedition	72-96130	-
2003	2006	Ford	Expedition	72-96134	72-96133
2011	2015	Ford	Explorer	72-96152	72-96151
2002	2005	Ford	Explorer (Excl 2002-2003 Sport Trac; Sport XLS/XLT 2004-2005)	72-96126	72-96125
2006	2010	Ford	Explorer / Sport Trac ¹	72-96140	-
2004	2008	Ford	F-150	72-96122	-
2009	2014	Ford	F-150	72-96148	72-96147
2015	2017	Ford	F-150	72-96154	72-96153
1997	2002	Ford	F-150/F-250 Light Duty	72-96130	-
1999	2005	Ford	F-250/350/450/550 Super Duty	72-96124	-
2008	2010	Ford	F-250/350/450/550 Super Duty	72-96142	-
2011	2016	Ford	F-250/350/450/550 Super Duty	72-96150	72-96149
1998	2003	Ford	Ranger (Except Edge/XLT) ¹	72-96132	-
2004	2011	Ford	Ranger (ALL)	72-96120	-
2017	2018	Ford	Super Duty	72-96156	-
2004	2012	GMC	Canyon	72-91116	72-91115
2001	2006	GMC	Denali/Denali XL	72-98136	72-98135
1998	2005	GMC	Envoy	72-91108	72-91107
2002	2006	GMC	Envoy ¹	72-98138	-
1995	2005	GMC	Jimmy (S-Series)	72-91108	72-91107
1999	2006	GMC	Sierra "Classic"	72-98136	72-98135
2014	2016	GMC	Sierra 1500 ¹	72-98148	72-98147
2001	2006	GMC	Sierra Heavy Duty "Classic"	72-98136	72-98135
2007	2013	GMC	Sierra Light Duty	72-98140	-
2007	2013	GMC	Sierra/Sierra Heavy Duty	72-98140	-

CONTINUED

START	END	MAKE	MODEL	SMOKE	CLEAR
1994	2005	GMC	Sonoma	72-91108	72-91107
2001	2005	GMC	Sonoma Crew Cab	72-91108	72-91107
2000	2006	GMC	Yukon	72-98136	72-98135
2007	2014	GMC	Yukon (Excludes Hybrid)	72-98144	72-98143
2000	2006	GMC	Yukon XL	72-98136	72-98135
2007	2014	GMC	Yukon XL	72-98144	72-98143
2003	2008	Honda	Element	72-92104	72-92103
2006	2011	Honda	Ridgeline	72-92102	72-92101
2008	2011	Hyundai	Accent ¹	72-92158	-
2005	2010	Jeep	Grand Cherokee	72-90146	-
1999	2004	Jeep	Grand Cherokee ¹	72-90144	72-90143
2002	2007	Jeep	Liberty	72-90142	-
2007	2018	Jeep	Wrangler/Wrangler Unlimited ¹	72-90150	72-90149
2004	2010	Mitsubishi	Endeavor	72-95106	-
1997	2004	Mitsubishi	Montero Sport	72-95102	-
2003	2006	Mitsubishi	Outlander	72-95104	-
2004	2015	Nissan	Armada	72-99130	72-99129
2001	2004	Nissan	Frontier	72-99134	-
2005	2017	Nissan	Frontier	72-99126	72-99125
2005	2017	Nissan	Pathfinder	72-99126	72-99125
2004	2015	Nissan	Titan	72-99130	72-99129
2002	2004	Nissan	Xterra ¹	72-99132	-
2005	2017	Nissan	Xterra ¹	72-99124	-
2009	2018	Ram	Ram 1500	72-94134	72-94133
2010	2018	Ram	Ram Heavy Duty	72-94136	72-94135
2004	2007	Scion	Scion XB	72-97158	-
2006	2011	Suzuki	Grand Vitara ¹	72-93102	-
2003	2005	Toyota	4Runner	72-97156	72-97155
2007	2010	Toyota	FJ Cruiser ¹	72-97142	-
2001	2007	Toyota	Highlander	72-97152	72-97151
2001	2005	Toyota	RAV4	72-97154	-
2006	2012	Toyota	RAV4	72-97162	72-97161
2001	2004	Toyota	Sequoia ¹	72-97148	72-97147
2005	2011	Toyota	Tacoma	72-97160	72-97159
2012	2015	Toyota	Tacoma	72-97166	72-97165
2016	2018	Toyota	Tacoma	72-97170	72-97169
2001	2004	Toyota	Tacoma	72-97146	-
2007	2013	Toyota	Tundra	72-97164	-
2014	2018	Toyota	Tundra	72-97168	72-97167
2000	2004	Toyota	Tundra ¹	72-97148	72-97147

FOOTNOTES:

1. Drilling required



BODY TRIM PRODUCTS

WESTIN®

ULTRAGUARD™ BUG SHIELD

- » Full-wrap bug shield
- » Attractive design
- » Manufactured from high-impact acrylic
- » Bump-ons keep shield from touching hood
- » Made in the USA

FINISH: Smoke and Clear

MATERIAL: High-Impact Acrylic

WARRANTY: Limited Lifetime



START	END	MAKE	MODEL	SMOKE	CLEAR
1985	1994	Chevrolet	Astro Van	72-31708	-
1995	2005	Chevrolet	Astro Van	72-31712	-
1973	1980	Chevrolet	Blazer	72-31778	-
1992	1999	Chevrolet	Blazer 2	72-31702	72-31701
1973	1980	Chevrolet	Pickup	72-31778	-
1994	1998	Chevrolet	Pickup 2	72-31702	72-31701
1988	1993	Chevrolet	Pickup 2	72-31702	72-31701
1982	1994	Chevrolet	S-10 Blazer 2	72-31704	-
1995	2005	Chevrolet	S-10 Blazer 2	72-31710	-
1982	1993	Chevrolet	S-10 Pickup 2	72-31704	-
1994	2003	Chevrolet	S-10 Pickup 2	72-31710	-
1999	2002	Chevrolet	Silverado 2	72-31718	-
1992	1999	Chevrolet	Suburban 2	72-31702	72-31701
2000	2006	Chevrolet	Suburban 2	72-31718	-
1992	1999	Chevrolet	Tahoe 2	72-31702	72-31701
2000	2006	Chevrolet	Tahoe 2	72-31718	-
1983	1995	Chevrolet	Van Full size 2	72-31770	-
1984	1990	Dodge	Caravan 2	72-34706	-
1991	1996	Dodge	Dakota	-	-
1980	1993	Dodge	Ram Pickup	72-34772	-
1994	2002	Dodge	Ram Pickup (Excl. Sport model) 2,3	72-34786	-
1994	2002	Dodge	Ram Pickup (excl. Sport)	72-34774	-
1987	1991	Ford	Bronco	72-36704	-
1980	1986	Ford	Bronco	72-36706	-
1992	1996	Ford	Bronco 2	72-36708	72-36707
1989	1992	Ford	Bronco II	72-36702	-
1982	1988	Ford	Bronco II	72-36716	-
1997	2002	Ford	Expedition 2	72-36722	-
1991	1994	Ford	Explorer	72-36702	-
1995	2001	Ford	Explorer (excl. Sport Trac) 2	72-36718	-
1997	2003	Ford	Pickup F-150/250 Light Duty 2	72-36722	-
1992	1998	Ford	Pickup F-350 2	72-36708	72-36707
1987	1991	Ford	Pickup F-Series	72-36704	-
1980	1986	Ford	Pickup F-Series	72-36706	-
1992	1996	Ford	Pickup F-Series 2	72-36708	72-36707
1989	1992	Ford	Ranger	72-36702	-
1982	1988	Ford	Ranger	72-36716	-
1998	2003	Ford	Ranger (Except Edge/XLT) 1	72-96132	-
1998	2003	Ford	Ranger (excl. Edge/XLT)	72-36724	-
1993	1997	Ford	Ranger 2	72-36710	-
2001	2005	Ford	Sport 2 Door	72-36512	-
2001	2005	Ford	Sport Trac	72-36512	-
1975	1991	Ford	Van Full size	72-36766	-
2001	2006	GMC	Denali	72-31720	-
1973	1980	GMC	Jimmy	72-31778	-
1995	2004	GMC	Jimmy 2	72-31710	-
1988	1993	GMC	Pickup 2	72-31702	72-31701
1973	1980	GMC	Pickup Full size	72-31778	-
1994	1999	GMC	Pickup Full size 2	72-31702	72-31701
1999	2006	GMC	Pickup Sierra 2	72-31720	-
2001	2007	GMC	Pickup Sierra HD "Classic" 2	72-31720	-
1982	1994	GMC	S-15 Jimmy 2	72-31704	-
1982	1993	GMC	S-15 Pickup 2	72-31704	-
1995	2004	GMC	S-15 Pickup 2	72-31710	-
1985	1994	GMC	Safari Van	72-31708	-
1995	2005	GMC	Safari Van	72-31712	-
1999	2007	GMC	Sierra "Classic" 2	72-31720	-
2001	2007	GMC	Sierra HD "Classic"	72-31720	-
1991	1993	GMC	Sonoma 2	72-31704	-
1994	2004	GMC	Sonoma 2	72-31710	-
1991	1993	GMC	S-Series 2	72-31704	-
1973	1980	GMC	Suburban	72-31778	-
1992	1999	GMC	Suburban 2	72-31702	72-31701
1983	1996	GMC	Van, Full size	72-31770	-
1992	1999	GMC	Yukon 2	72-31702	72-31701
2000	2006	GMC	Yukon/Yukon XL 2	72-31720	-
1994	1997	Honda	Passport	72-44702	-
1998	2002	Honda	Passport 2	72-44502	-
1988	1997	Isuzu	Amigo	72-44702	-
1988	1997	Isuzu	Pickup	72-44702	-

CONTINUED					
START	END	MAKE	MODEL	SMOKE	CLEAR
1991	1997	Isuzu	Rodeo	72-44702	-
1998	2004	Isuzu	Rodeo 2	72-44502	-
2001	2004	Isuzu	Rodeo Sport 2	72-44502	-
1999	2004	Jeep	Grand Cherokee	72-50502	-
1993	1998	Jeep	Grand Cherokee	72-50704	-
1987	2006	Jeep	Wrangler YJ/TJ	72-50766	-
1991	1994	Mazda	Navajo	72-36702	-
1998	2003	Mazda	Pickup B-Series	72-36724	-
1986	1993	Mazda	Pickup B-Series	72-56702	-
1994	1997	Mazda	Pickup B-Series	-	-
1997	2001	Mercury	Mountaineer 2	72-36718	-
1992	2000	Mitsubishi	Montero	72-65702	-
1998	2000	Nissan	Frontier 2	72-68708	-
1986.5	1995	Nissan	Pathfinder	72-68704	-
1986	1997	Nissan	Pickup	72-68704	-
1998	2001	Nissan	Xterra 2	72-68708	-
1991	1994	Oldsmobile	Bravada 2	72-31704	-
1995	2001	Oldsmobile	Bravada 2	72-31710	-
1984	1990	Plymouth	Voyager	72-34706	-
1990	1995	Toyota	4Runner	72-87702	-
1984	1989	Toyota	4Runner	72-87704	-
1996	2002	Toyota	4Runner 2	72-87708	-
1989	1995	Toyota	Pickup	72-87702	-
1984	1988	Toyota	Pickup	72-87704	-
1993	1998	Toyota	T-100 2	72-87710	-
1995	2000	Toyota	Tacoma 2	72-87706	-
1996	2002	Toyota	4Runner 2	72-87708	72-87707
1993	1998	Toyota	T-100 2	72-87710	72-87709
2005	2011	Toyota	Tacoma	72-97160	72-97159
2012	2015	Toyota	Tacoma	72-97166	72-97165
2016	2018	Toyota	Tacoma	72-97170	72-97169
2001	2004	Toyota	Tacoma	72-97146	72-97145
2007	2013	Toyota	Tundra	72-97164	72-97163
2014	2018	Toyota	Tundra	72-97168	72-97167
2000	2004	Toyota	Tundra 1	72-97148	72-97147

FOOTNOTES:

1. Fender guard 2. No-drill application 3. Fits behind the grille



TAPE ON WIND DEFLECTORS

- » Attaches using 3M automotive grade tape
- » Reduces heat and glare
- » Allows fresh air circulation during any weather condition
- » Made in the USA

FINISH: High Gloss Smoke
MATERIAL: High-Impact Acrylic
WARRANTY: Limited Lifetime



START	END	MAKE	MODEL	2-PIECE	4-PIECE
2004	2007	Buick	Rainier	—	72-39416
2015	2018	Cadillac	Escalade	—	72-31480
2007	2014	Cadillac	Escalade	—	72-39406
2002	2006	Cadillac	Escalade	—	72-39402
1999	2001	Cadillac	Escalade	—	72-39402
2015	2018	Cadillac	Escalade ESV	—	72-31478
2002	2006	Cadillac	Escalade ESV / EXT	—	72-39498
2017	2018	Chevrolet	Trax	—	72-31404
1985	2005	Chevrolet	Astro Van	72-39462	—
2007	2013	Chevrolet	Avalanche	—	72-39408
2002	2006	Chevrolet	Avalanche	—	72-39498
1983	1994	Chevrolet	Blazer S-10 2 Door	72-39462	—
1995	2005	Chevrolet	Blazer S-10 2 Door	72-39470	—
1995	2005	Chevrolet	Blazer S-10 4 Door S-Series	—	72-39490
1992	1994	Chevrolet	Blazer, Full size	72-39468	—
1995	2005	Chevrolet	Cavalier 2dr/Z24	72-39474	—
2005	2010	Chevrolet	Cobalt 2dr	72-39476	—
2015	2018	Chevrolet	Colorado Crew Cab	—	72-31402
2004	2012	Chevrolet	Colorado Crew Cab	—	72-39486
2004	2012	Chevrolet	Colorado Extended Cab	—	72-39488
2015	2018	Chevrolet	Colorado Regular Cab	72-39456	—
2004	2012	Chevrolet	Colorado Regular Cab	72-39466	—
2011	2015	Chevrolet	Cruze	—	72-31486
2002	2009	Chevrolet	Envoy	—	72-39442
2005	2009	Chevrolet	Equinox	—	72-39412
1996	2018	Chevrolet	Express Van (Full size)	72-39460	—
2000	2005	Chevrolet	Impala	—	72-39404
2003	2010	Chevrolet	Kodiak Regular Cab	72-39460	—
2009	2012	Chevrolet	Malibu	—	72-39434
1992	2000	Chevrolet	Pickup Crew Cab	—	72-39492
1988	1999	Chevrolet	Pickup Full size	72-39468	—
1988	1999	Chevrolet	Pickup, Full size Extended Cab	—	72-39494
1982	1993	Chevrolet	S-10 Pickup	72-39462	—
1994	2005	Chevrolet	S-10 Pickup	72-39470	—
1999	2007	Chevrolet	Silverado "Classic"	72-39472	—
2014	2018	Chevrolet	Silverado 1500 Crew Cab	—	72-31484
2014	2018	Chevrolet	Silverado 1500 Double Cab	—	72-31482
2014	2018	Chevrolet	Silverado 1500 Regular Cab	72-39458	—
2007	2013	Chevrolet	Silverado 1500 Regular Cab	72-39464	—
2007	2014	Chevrolet	Silverado 2500/3500 Regular Cab	72-39464	—
2015	2018	Chevrolet	Silverado 2500/3500HD Crew Cab	—	72-31484
2015	2018	Chevrolet	Silverado 2500/3500HD Double Cab	—	72-31482
2015	2018	Chevrolet	Silverado 2500/3500HD Regular Cab	72-39458	—
2007	2014	Chevrolet	Silverado Crew Cab	—	72-39408
2001	2007	Chevrolet	Silverado Crew Cab "Classic"	—	72-39498
2014	2014	Chevrolet	Silverado Crew Cab 2500/3500HD	—	72-39408
2007	2013	Chevrolet	Silverado Extended Cab	—	72-39410
1999	2007	Chevrolet	Silverado Extended Cab "Classic"	—	72-39496
2014	2014	Chevrolet	Silverado Extended Cab 2500/3500HD	—	72-39410
2015	2018	Chevrolet	Suburban	—	72-31478
2007	2014	Chevrolet	Suburban	—	72-39408
2000	2006	Chevrolet	Suburban	—	72-39498
1992	1999	Chevrolet	Suburban	—	72-39492
2015	2018	Chevrolet	Tahoe	—	72-31480
2007	2014	Chevrolet	Tahoe	—	72-39406
2000	2006	Chevrolet	Tahoe	—	72-39402
1995	1999	Chevrolet	Tahoe	72-39468	72-39492
1999	2004	Chevrolet	Tracker	—	72-86480
2002	2009	Chevrolet	Trailblazer LT 19" window	—	72-39416
2006	2009	Chevrolet	Trailblazer SS	—	72-39416
2007	2010	Chrysler	Aspen	—	72-35490
2001	2010	Chrysler	PT Cruiser	—	72-35406
1996	2007	Chrysler	Town & Country	72-35466	—
1996	2007	Dodge	Caravan	72-35466	—
2011	2018	Dodge	Charger	—	72-35428
1997	2004	Dodge	Dakota	72-35472	—
2005	2010	Dodge	Dakota Quad Cab	72-35476	72-35488
2011	2017	Dodge	Durango	—	72-35430

CONTINUED

START	END	MAKE	MODEL	2-PIECE	4-PIECE
2004	2010	Dodge	Durango	—	72-35490
1998	2003	Dodge	Durango	—	72-35416
1998	2003	Dodge	Durango	72-35472	—
1994	2002	Dodge	Ram (Except Towing Mirror)	72-35468	—
2003	2008	Dodge	Ram 2500/3500	—	72-35494
2009	2018	Dodge	Ram Crew Cab / Mega Cab	—	72-35402
2006	2009	Dodge	Ram Mega Cab	—	72-35496
1998	2002	Dodge	Ram Quad Cab	72-35468	72-35492
2002	2008	Dodge	Ram Quad Cab	72-35470	72-35494
2008	2010	Dodge	Van, Caravan (all)	72-35480	—
2009	2018	Dodge	Ram Quad Cab	—	72-35404
1980	1996	Ford	Bronco	72-37466	—
1998	2011	Ford	Crown Victoria (except Landau top)	—	72-37420
1992	2010	Ford	Econoline Full size Van	72-37454	—
2013	2018	Ford	Escape	—	72-37442
2001	2012	Ford	Escape	72-37464	72-37482
1997	2017	Ford	Expedition	72-37462	72-37498
2007	2017	Ford	Expedition EL	72-37462	72-37498
2011	2018	Ford	Explorer (4 Door)	—	72-37438
2002	2010	Ford	Explorer (4 Door)	—	72-37486
1991	2001	Ford	Explorer (4 Door)	—	72-37492
2007	2010	Ford	Explorer Sport Trac (4 Door)	—	72-37486
2001	2005	Ford	Explorer Sport Trac (4 Door)	72-37460	72-37492
2009	2014	Ford	F150 Regular Cab	72-37450	—
2004	2008	Ford	F150 Regular Cab	72-37458	—
2015	2018	Ford	F150 Regular Cab	72-37472	—
2009	2014	Ford	F150 Super Cab	—	72-37436
2004	2008	Ford	F150 Super Cab	—	72-37408
2004	2008	Ford	F150 Super Cab (fixed rear window)	72-37458	—
2009	2014	Ford	F150 Super Crew	—	72-37424
2004	2008	Ford	F150 Super Crew	—	72-37488
2001	2004	Ford	F150 Super Crew	—	72-37410
2015	2018	Ford	F150 SuperCab	—	72-37446
2015	2018	Ford	F150 SuperCrew	—	72-37444
1980	1998	Ford	F250/F350	72-37466	—
2012	2014	Ford	Focus (4 door)	—	72-37440
2008	2011	Ford	Focus (4 door)	—	72-37428
1980	1996	Ford	F-Series	72-37466	—
1992	1996	Ford	F-Series Extended Cab	72-37466	—
1987	1991	Ford	F-Series Extended Cab	72-37466	—
1997	2003	Ford	F-Series Extended Cab	72-37474	72-37490
1997	2004	Ford	F-Series Light Duty	72-37474	—
2006	2012	Ford	Fusion	—	72-37426
1993	2011	Ford	Ranger	72-37470	—
1999	2011	Ford	Ranger (fixed rear window)	—	72-37422
2001	2009	Ford	Ranger Edge	72-37470	—
1999	2016	Ford	Super Duty	72-37456	—
1999	2016	Ford	Super Duty Crew Cab	—	72-37414
1999	2016	Ford	Super Duty Extended Cab	—	72-37412
2017	2018	Ford	Super Duty Crew Cab	—	72-37444
2017	2018	Ford	Super Duty Regular Cab	72-37472	—
2017	2018	Ford	Super Duty Super Cab	—	72-37446
2007	2016	GMC	Acadia	—	72-39448
2015	2018	GMC	Canyon Crew Cab	—	72-31402
2004	2012	GMC	Canyon Crew Cab	—	72-39486
2004	2012	GMC	Canyon Extended Cab	—	72-39488
2015	2018	GMC	Canyon Reg Cab	72-39456	—
2004	2012	GMC	Canyon Regular Cab	72-39466	—
2001	2006	GMC	Denali	—	72-39402
1999	2000	GMC	Denali	—	72-39492
2007	2009	GMC	Denali XL	—	72-39408
2001	2006	GMC	Denali XL	—	72-39498
1998	2001	GMC	Envoy	—	72-39490
2002	2009	GMC	Envoy	—	72-39416
1983	1994	GMC	Jimmy, S-Series (2 Door)	72-39462	—
1995	2005	GMC	Jimmy, S-Series (2 Door)	72-39470	—
1995	2005	GMC	Jimmy, S-Series (4 Door)	—	72-39490
1992	2000	GMC	Pickup, Crew Cab	—	72-39492
1988	1999	GMC	Pickup, Full size	72-39468	—
1988	1999	GMC	Pickup, Full size Extended Cab	—	72-39494

CONTINUED ON NEXT PAGE >



BODY TRIM PRODUCTS

WESTIN®

TAPE ON WIND DEFLECTORS

CONTINUED

START	END	MAKE	MODEL	2-PIECE	4-PIECE
1994	2003	GMC	Pickup, Sonoma	72-39470	—
1982	1993	GMC	S-15 / Sonoma	72-39462	—
1995	2004	GMC	S-15 Pickup	72-39470	—
1985	2005	GMC	Safari Van	72-39462	—
1996	2018	GMC	Savana Van Full size (G)	72-39460	—
1999	2007	GMC	Sierra Classic	72-39472	—
2014	2018	GMC	Sierra 1500 Crew Cab	—	72-31484
2014	2018	GMC	Sierra 1500 Double cab	—	72-31482
2014	2018	GMC	Sierra 1500 Regular Cab	72-39458	—
2007	2013	GMC	Sierra 1500 Regular Cab	72-39464	—
2015	2018	GMC	Sierra 2500/3500 Double Cab	—	72-31482
2015	2018	GMC	Sierra 2500/3500HD Crew Cab	—	72-31484
2007	2014	GMC	Sierra 2500/3500HD Crew Cab	—	72-39408
2007	2014	GMC	Sierra 2500/3500HD Crew Cab	—	72-39408
2007	2014	GMC	Sierra 2500/3500HD Extended Cab	—	72-39410
2007	2014	GMC	Sierra 2500/3500HD Extended Cab	—	72-39410
2015	2018	GMC	Sierra 2500/3500HD Regular Cab	72-39458	—
2007	2014	GMC	Sierra 2500/3500HD Regular Cab	72-39464	—
1999	2007	GMC	Sierra Crew Cab "Classic"	—	72-39498
1999	2007	GMC	Sierra Extended Cab "Classic"	—	72-39496
1992	2000	GMC	Suburban	72-39468	72-39492
2003	2010	GMC	Topkick Regular Cab	72-39460	—
2007	2014	GMC	Yukon	—	72-39406
1992	1999	GMC	Yukon 2 Door	72-39468	—
1995	2000	GMC	Yukon 4 Door	—	72-39492
2015	2018	GMC	Yukon XL / Yukon Denali XL	—	72-31478
2007	2014	GMC	Yukon XL / Yukon Denali XL	—	72-39408
2000	2006	GMC	Yukon XL / Yukon Denali XL	—	72-39498
2015	2018	GMC	Yukon/Yukon Denali	—	72-31480
2000	2006	GMC	Yukon/Yukon Denali 4 Door	—	72-39402
2017	2018	GMC	Acadia	—	72-31406
2006	2011	Honda	Civic Sedan	—	72-44488
2007	2008	Honda	Fit	—	72-44490
2013	2018	Honda	Pathfinder	—	72-69478
2003	2008	Honda	Pilot	—	72-44482
2017	2018	Honda	Ridgeline	—	72-44480
2006	2010	Hummer	H3	—	72-39414
2017	2018	Hyundai	Elantra	—	72-43492
2001	2006	Hyundai	Elantra / GT Sedan	—	72-43482
2001	2006	Hyundai	Santa Fe	—	72-43484
2007	2011	Hyundai	Santa Fe	—	72-43488
2011	2014	Hyundai	Sonata	—	72-43480
1997	2004	Infiniti	QX4	—	72-69490
2004	2010	Infiniti	QX56	—	72-69496
2004	2008	Isuzu	Ascender (5 Passenger)	—	72-39416
2006	2010	Isuzu	i280	72-39466	—
2004	2011	Isuzu	i350 D-Max Double Cab	—	72-39486
1996	2001	Isuzu	Pickup, Hombre	72-39470	—
2014	2018	Jeep	Cherokee	—	72-51488
1984	2001	Jeep	Cherokee	—	72-51498
2011	2018	Jeep	Grand Cherokee	—	72-51490
2005	2010	Jeep	Grand Cherokee	—	72-51494
1999	2004	Jeep	Grand Cherokee	72-51462	72-51492
1993	1998	Jeep	Grand Cherokee	72-51464	—
1993	1998	Jeep	Grand Cherokee	—	72-51402
1997	2006	Jeep	Wrangler	72-51460	—
2007	2018	Jeep	Wrangler/Wrangler Unlimited	72-51466	72-51496
2001	2005	Kia	Rio Wagon	—	72-55484
2003	2009	Kia	Sorento	—	72-55486
2002	2005	Lincoln	Aviator	—	72-37486
2002	2003	Lincoln	Blackwood	—	72-37410
2006	2008	Lincoln	Mark LT	—	72-37488
1998	2010	Lincoln	Navigator	72-37462	72-37498
1998	2010	Lincoln	Town Car	—	72-37416
2004	2009	Mazda	3 Sedan	—	72-57484
2004	2009	Mazda	3 Wagon (only and hatchback)	—	72-57486
2004	2009	Mazda	3 Wagon (only and hatchback)	—	72-57486
1994	2009	Mazda	B-Series Pickup	72-37470	—
1999	2004	Mazda	Protege Wagon	—	72-57482
1998	2011	Mercury	Grand Marquis (not Landau model)	—	72-37420
2001	2011	Mercury	Mariner	72-37464	72-37482
2002	2011	Mercury	Mountaineer	—	72-37486
1997	2001	Mercury	Mountaineer	72-37460	72-37492
2008	2010	Mitsubishi	Lancer	—	72-66484
2016	2018	Mitsubishi	Outlander	—	72-66480
2005	2009	Mitsubishi	Raider	72-35476	72-35488
2007	2012	Nissan	Altima (4 door) (all)	—	72-69404
2017	2018	Nissan	Armada	—	72-69420
2017	2018	Nissan	Armada	—	72-69420
2004	2015	Nissan	Armada	—	72-69496
1998	2004	Nissan	Frontier	72-69462	—
2005	2017	Nissan	Frontier (4 Door)	—	72-69484
2000	2004	Nissan	Frontier Crew Cab	—	72-69492
2005	2017	Nissan	Frontier King Cab (2 Door)	72-69466	—

CONTINUED

START	END	MAKE	MODEL	2-PIECE	4-PIECE
2003	2007	Nissan	Murano	—	72-69494
2005	2012	Nissan	Pathfinder	—	72-69486
1996	2004	Nissan	Pathfinder	—	72-69490
1986.5	1990	Nissan	Pathfinder (2 Door)	72-69464	—
1990	1995	Nissan	Pathfinder (4 Door)	—	72-69498
1986.5	1997	Nissan	Pickup (2 Door)	72-69464	—
2004	2015	Nissan	Titan Crew Cab	—	72-69402
2004	2015	Nissan	Titan King Cab	72-69458	—
2016	2018	Nissan	Titan XD	—	72-69418
2007	2011	Nissan	Versa (4 door sedan only)	—	72-69414
2005	2016	Nissan	Xterra	—	72-69482
2000	2004	Nissan	Xterra	—	72-69488
2002	2004	Oldsmobile	Bravada	—	72-39416
1996	2001	Oldsmobile	Bravada	72-39470	72-39490
1996	2004	Plymouth	Voyager	72-35466	—
2009	2010	Pontiac	Vibe	—	72-88426
2002	2008	Pontiac	Vibe	—	72-88486
2009	2018	Ram	Ram Quad Cab	—	72-35404
2005	2009	SAAB	9-7X	—	72-39416
2009	2012	Subaru	Forester	—	72-82482
2008	2011	Subaru	Impreza	—	72-82480
2010	2012	Subaru	Legacy	—	72-82486
2010	2012	Subaru	Outback	—	72-82488
2006	2012	Subaru	Tribeca	—	72-82484
2002	2007	Suzuki	Aerio Sedan	—	72-86490
2002	2007	Suzuki	Aerio Wagon	—	72-86488
2006	2011	Suzuki	Grand Vitara	—	72-86484
1999	2005	Suzuki	Grand Vitara (4 Door)	—	72-86480
2001	2006	Suzuki	Grand Vitara XL7	—	72-86482
1999	2009	Suzuki	Vitara/Vitara V-6 (4 Door)	—	72-86480
2007	2009	Suzuki	XL7	—	72-86486
2010	2018	Toyota	4Runner	—	72-88430
2003	2009	Toyota	4Runner	—	72-88498
1996	2002	Toyota	4Runner	72-88464	72-88490
2012	2014.5	Toyota	Camry	—	72-88450
2007	2011	Toyota	Camry	—	72-88414
2015	2017	Toyota	Camry	72-88454	—
2014	2018	Toyota	Corolla	—	72-88448
2009	2013	Toyota	Corolla	—	72-88424
1998	2002	Toyota	Corolla (4 Door)	—	72-88408
2003	2008	Toyota	Corolla Sedan	—	72-88406
2000	2005	Toyota	Echo (2 Door)	72-88468	—
2007	2014	Toyota	FJ Cruiser	72-88466	—
2014	2018	Toyota	Highlander	—	72-88452
2008	2013	Toyota	Highlander / Hybrid	—	72-88428
2001	2007	Toyota	Highlander / Hybrid	—	72-88484
1998	2006	Toyota	Land Cruiser	—	72-88492
2009	2015	Toyota	Matrix	—	72-88426
2003	2008	Toyota	Matrix	—	72-88486
1995	2004	Toyota	Pickup, Tacoma Extended Cab	—	72-88432
2013	2018	Toyota	RAV4	—	72-88446
2006	2012	Toyota	RAV4	—	72-88412
2001	2005	Toyota	RAV4 (4 Door)	—	72-88488
2001	2007	Toyota	Sequoia	—	72-88496
2004	2010	Toyota	Sienna	—	72-88438
1995	2004	Toyota	Tacoma	72-88472	—
2005	2018	Toyota	Tacoma Double Cab	—	72-88410
2005	2018	Toyota	Tacoma Regular Cab	72-88458	—
2000	2006	Toyota	Tundra	72-88476	—
2007	2018	Toyota	Tundra CrewMax	—	72-88420
2007	2018	Toyota	Tundra Double Cab	—	72-88418
2004	2006	Toyota	Tundra Double Cab	—	72-88422
2000	2006	Toyota	Tundra Double Cab	72-88476	72-88494
2007	2011	Toyota	Yaris Sedan	—	72-88416



IN CHANNEL WIND DEFLECTORS

- » Slips directly into the window channel
- » Installs quickly and easily without exterior tape
- » Secured using 3M automotive grade tape
- » Allows fresh air circulation during any weather condition

FINISH: High Gloss Smoke
MATERIAL: High-Impact Acrylic
WARRANTY: Limited Lifetime



START	END	MAKE	MODEL	2-PIECE	4-PIECE
2004	2007	Buick	Rainier	—	72-39487
1999	2001	Cadillac	Escalade	—	72-39491
2002	2006	Cadillac	Escalade	—	72-39495
2007	2014	Cadillac	Escalade	—	72-39409
2015	2018	Cadillac	Escalade	—	72-39419
2015	2018	Cadillac	Escalade ESV	—	72-39421
2002	2006	Cadillac	Escalade ESV / EXT	—	72-39497
2007	2014	Cadillac	Escalade ESV / EXT	—	72-39411
2002	2006	Chevrolet	Avalanche	—	72-39497
2007	2013	Chevrolet	Avalanche	—	72-39405
1992	1999	Chevrolet	C/K Pick up Crew Cab	72-39467	72-39491
1988	1998	Chevrolet	C/K Pickup	72-39467	—
2004	2012	Chevrolet	Colorado	72-39465	—
2004	2012	Chevrolet	Colorado Crew Cab	—	72-39485
2015	2018	Chevrolet	Colorado Crew Cab	—	72-39423
2015	2018	Chevrolet	Colorado Reg Cab	72-39477	—
2005	2009	Chevrolet	Equinox	—	72-39401
1992	1999	Chevrolet	Pickup, Crew Cab Pickup	—	72-39491
1992	1999	Chevrolet	Pickup, Regular Cab	72-39467	—
1995	2005	Chevrolet	S-10 Blazer	72-39469	72-39489
1994	2005	Chevrolet	S-10 Pickup	72-39469	—
1999	2007	Chevrolet	Silverado "Classic" Crew Cab	—	72-39497
1999	2007	Chevrolet	Silverado "Classic" Regular Cab	72-39471	—
2007	2013	Chevrolet	Silverado 1500 Crew Cab	—	72-39405
2014	2018	Chevrolet	Silverado 1500 Crew Cab	—	72-39415
2014	2018	Chevrolet	Silverado 1500 Double Cab	—	72-39417
2007	2013	Chevrolet	Silverado 1500 Extended Cab	—	72-39407
2007	2013	Chevrolet	Silverado 1500 Regular Cab	72-39473	—
2014	2018	Chevrolet	Silverado 1500 Regular Cab	72-39475	—
2007	2014	Chevrolet	Silverado 2500/3500HD Crew Cab	—	72-39405
2015	2018	Chevrolet	Silverado 2500/3500HD Crew Cab	—	72-39415
2015	2018	Chevrolet	Silverado 2500/3500HD Double Cab	—	72-39417
2007	2014	Chevrolet	Silverado 2500/3500HD Extended Cab	—	72-39407
2007	2014	Chevrolet	Silverado 2500/3500HD Regular Cab	72-39473	—
1992	1999	Chevrolet	Suburban	72-39467	72-39491
2015	2018	Chevrolet	Suburban	—	72-39421
2000	2006	Chevrolet	Suburban	72-39471	72-39497
2007	2014	Chevrolet	Suburban	—	72-39405
1992	1999	Chevrolet	Tahoe	72-39467	72-39491
2015	2018	Chevrolet	Tahoe	—	72-39419
2000	2006	Chevrolet	Tahoe	—	72-39495
2007	2014	Chevrolet	Tahoe	—	72-39403
2002	2006	Chevrolet	Trailblazer Extended LT (24" rear window)	—	72-39499
2002	2009	Chevrolet	Trailblazer LT (19" rear window)	—	72-39487
2006	2009	Chevrolet	Trailblazer SS	—	72-39487
2017	2018	Chevrolet	Trax	—	72-31404
2007	2009	Chrysler	Aspen	—	72-35491
2011	2018	Dodge	Charger	—	72-35405
1997	2004	Dodge	Dakota	72-35471	—
2005	2010	Dodge	Dakota	72-35473	72-35489
2005	2010	Dodge	Dakota	72-35473	72-35489
2000	2004	Dodge	Dakota Quad Cab	—	72-35497
1998	2003	Dodge	Durango	—	72-35495
2004	2010	Dodge	Durango	—	72-35491
2007	2011	Dodge	Nitro	—	72-35487
1994	2002	Dodge	Ram	72-35467	—
2006	2009	Dodge	Ram Mega Cab	—	72-35499
2002	2008	Dodge	Ram Quad Cab (4 Door)	72-35469	72-35493
2002	2008	Dodge	Ram Regular Cab	72-35465	—
2003	2009	Dodge	Ram Regular Cab 2500/3500	72-35465	—
2009	2018	Dodge	Ram Crew Cab/Mega Cab	—	72-35401
2009	2018	Dodge	Ram Quad Cab	—	72-35403
1992	2011	Ford	Crown Victoria Will not fit Landau top	—	72-37487
2001	2007	Ford	Escape	—	72-37495
2008	2012	Ford	Escape	—	72-37403
2000	2005	Ford	Excursion	—	72-37483
1997	2017	Ford	Expedition	—	72-37497
1991	2001	Ford	Explorer (4 Door)	—	72-37491
1991	2001	Ford	Explorer (4 Door)	—	72-37491
2002	2010	Ford	Explorer (4 Door)	—	72-37493

CONTINUED

START	END	MAKE	MODEL	2-PIECE	4-PIECE
2001	2005	Ford	Explorer Sport Trac	—	72-37491
2007	2010	Ford	Explorer Sport Trac	—	72-37493
2007	2010	Ford	Explorer Sport Trac	—	72-37493
2015	2018	Ford	F-150 Regular Cab	72-37461	—
2015	2018	Ford	F150 SuperCab	—	72-37409
2015	2018	Ford	F-150 SuperCrew	—	72-37407
2004	2007	Ford	Freestyle	—	72-37401
2004	2008	Ford	Pickup, F-150 Regular Cab	72-37463	—
2009	2014	Ford	Pickup, F-150 Regular Cab	72-37459	—
2004	2014	Ford	Pickup, F150 Super Cab (Extra Cab)	—	72-37481
2004	2014	Ford	Pickup, F150 Super Cab (Work Truck) 1	72-37463	—
2001	2004	Ford	Pickup, F-150 Super Crew	—	72-37499
2004	2008	Ford	Pickup, F-150 Super Crew	—	72-37485
2009	2014	Ford	Pickup, F-150 Super Crew	—	72-37405
1997	2004	Ford	Pickup, F-150/F-250 Light Duty	72-37473	—
1999	2016	Ford	Pickup, Super Duty Series	72-37475	—
1999	2016	Ford	Pickup, Super Duty Series Crew Cab	—	72-37479
1993	2011	Ford	Ranger	72-37469	—
2001	2011	Ford	Ranger Edge	72-37469	—
2008	2009	Ford	Taurus X	—	72-37401
2013	2018	Ford	Escape	—	72-37415
2017	2018	Ford	Super Duty Crew Cab	—	72-37407
2017	2018	Ford	Super Duty Regular Cab	72-37457	—
2017	2018	Ford	Super Duty Super Cab	—	72-37409
2004	2012	GMC	Canyon	72-39465	—
2004	2012	GMC	Canyon Crew Cab	—	72-39485
2015	2018	GMC	Canyon Crew Cab	—	72-39423
2015	2018	GMC	Canyon Reg Cab	72-39477	—
1999	2000	GMC	Denali	—	72-39491
2000	2006	GMC	Denali	—	72-39495
2001	2006	GMC	Denali XL	72-39471	72-39497
1998	2001	GMC	Envoy	—	72-39489
2002	2008	GMC	Envoy LT (19" rear window)	—	72-39487
2002	2006	GMC	Envoy XL (24" rear window)	—	72-39499
2002	2006	GMC	Envoy XL Denali	—	72-39499
2004	2005	GMC	Envoy XUV	—	72-39499
2002	2009	GMC	Envoy/Envoy Denali	—	72-39487
1995	2001	GMC	Jimmy	72-39469	72-39489
1988	1998	GMC	Pickup	72-39467	—
1999	2007	GMC	Sierra / Crew Cab "Classic"	72-39471	72-39497
2007	2013	GMC	Sierra 1500 Crew Cab	—	72-39405
2014	2018	GMC	Sierra 1500 Crew Cab	—	72-39415
2014	2018	GMC	Sierra 1500 Double Cab	—	72-39417
2007	2013	GMC	Sierra 1500 Extended Cab	—	72-39407
2007	2013	GMC	Sierra 1500 Regular Cab	72-39473	—
2014	2018	GMC	Sierra 1500 Regular Cab	72-39475	—
2007	2014	GMC	Sierra 2500/3500HD Crew Cab	—	72-39405
2015	2018	GMC	Sierra 2500/3500HD Crew Cab	—	72-39415
2015	2018	GMC	Sierra 2500/3500HD Double Cab	—	72-39417
2007	2015	GMC	Sierra 2500/3500HD Extended Cab	—	72-39407
2007	2015	GMC	Sierra 2500/3500HD Regular Cab	72-39473	—
1994	2004	GMC	Sonoma	72-39469	—
1992	1999	GMC	Yukon	72-39467	72-39491
2000	2006	GMC	Yukon XL/Yukon Denali XL	72-39471	72-39497
2007	2014	GMC	Yukon XL/Yukon Denali XL	—	72-39405
2015	2018	GMC	Yukon XL/Yukon Denali XL	—	72-39421
2000	2006	GMC	Yukon/Yukon Denali	—	72-39495
2007	2014	GMC	Yukon/Yukon Denali	—	72-39403
2015	2018	GMC	Yukon/Yukon Denali	—	72-39419
2017	2018	GMC	Acadia	—	72-39427
2003	2007	Honda	Accord	—	72-44481
2003	2010	Honda	Element	72-44485	—
2006	2012	Honda	Ridgeline	—	72-44483
2017	2018	Honda	Ridgeline	—	72-44489
2003	2010	Hummer	Hummer H2	—	72-39493
2017	2018	Hyundai	Elantra	—	72-43489
2004	2010	Infiniti	QX56	—	72-69493
2004	2009	Isuzu	Ascender (5 passenger)	—	72-39487
2003	2008	Isuzu	Ascender (7 passenger)	—	72-39499
2006	2010	Isuzu	i280	72-39465	—
2006	2011	Isuzu	i350 D-Max Double Cab	—	72-39485

BODY TRIM



BODY TRIM PRODUCTS



IN CHANNEL WIND DEFLECTORS

CONTINUED

START	END	MAKE	MODEL	2-PIECE	4-PIECE
2014	2018	Jeep	Cherokee	—	72-51497
2005	2010	Jeep	Grand Cherokee	—	72-51489
2011	2018	Jeep	Grand Cherokee	—	72-51487
1999	2004	Jeep	Grand Cherokee	72-51461	72-51491
2002	2007	Jeep	Liberty	72-51463	72-51493
2007	2018	Jeep	Wrangler	72-51465	—
2007	2018	Jeep	Wrangler Unlimited (4 Door)	—	72-51495
2003	2005	Lincoln	Aviator	—	72-37493
2002	2003	Lincoln	Blackwood	—	72-37499
2006	2008	Lincoln	Mark LT Pickup	—	72-37485
1998	2006	Lincoln	Navigator	—	72-37497
1994	2009	Mazda	Pickup Single Cab	72-37469	—
1992	2010	Mercury	Grand Marquis	—	72-37487
2005	2007	Mercury	Mariner	—	72-37495
2008	2009	Mercury	Mariner	—	72-37403
1997	2001	Mercury	Mountaineer	—	72-37491
2002	2010	Mercury	Mountaineer	—	72-37493
2004	2010	Mitsubishi	Endeavor	—	72-66481
2016	2018	Mitsubishi	Outlander	—	72-66483
2005	2009	Mitsubishi	Raider	72-35473	72-35489
2004	2015	Nissan	Armada	—	72-69493
2017	2018	Nissan	Armada	—	72-69481
2005	2017	Nissan	Frontier (2 Door)	72-69465	—
2005	2017	Nissan	Frontier (4 Door)	—	72-69487
2000	2004	Nissan	Frontier Crew Cab	—	72-69497
2003	2007	Nissan	Murano	—	72-69495
2013	2018	Nissan	Pathfinder	—	72-69479
2005	2012	Nissan	Pathfinder	—	72-69489
2004	2015	Nissan	Titan	—	72-69491
2016	2018	Nissan	Titan/Titan XD	—	72-69483
2000	2004	Nissan	Xterra	—	72-69499
2005	2016	Nissan	Xterra	—	72-69485
1996	2001	Oldsmobile	Bravada	72-39469	72-39489
2009	2018	Ram	Ram Crew Cab/Mega Cab	—	72-35401
2009	2018	Ram	Ram Quad Cab	—	72-35403
2005	2009	Saab	9-7X	—	72-39487
2004	2010	Scion	tC	72-88477	—
2004	2007	Scion	xB	—	72-88403
2008	2012	Scion	xB	—	72-88421
2006	2012	Subaru	Tribeca	—	72-82479
1996	2002	Toyota	4Runner	—	72-88491
2003	2009	Toyota	4Runner	—	72-88489
2010	2018	Toyota	4Runner	—	72-88419
2002	2006	Toyota	Camry	—	72-88487
2007	2011	Toyota	Camry	—	72-88411
2012	2014	Toyota	Camry	—	72-88423
2014.5	2017	Toyota	Camry	—	72-88431
2014	2018	Toyota	Collora	—	72-88427
2000	2005	Toyota	Echo (2 Door)	72-88473	—
2001	2007	Toyota	Highlander	—	72-88493
2014	2018	Toyota	Highlander	—	72-88429
2008	2013	Toyota	Highlander / Hybrid	—	72-88417
2001	2005	Toyota	RAV4	—	72-88495
2006	2012	Toyota	RAV4	—	72-88409
2013	2018	Toyota	RAV4	—	72-88425
2001	2007	Toyota	Sequoia	—	72-88497
2001	2004	Toyota	Tacoma (2 Door)	72-88471	—
2005	2015	Toyota	Tacoma Access Cab	72-88469	—
2001	2004	Toyota	Tacoma Double Cab	—	72-88499
2016	2018	Toyota	Tacoma Double Cab	—	72-88433
2005	2015	Toyota	Tacoma Double Cab (4 Door)	—	72-88407
2000	2006	Toyota	Tundra Double Cab	72-88475	—
2007	2018	Toyota	Tundra CrewMax	—	72-88415
2004	2006	Toyota	Tundra Double Cab	—	72-88401
2007	2018	Toyota	Tundra Double Cab	—	72-88413
1999	2004	Mazda	Protege Wagon	—	72-57482
1998	2011	Mercury	Grand Marquis (not Landau model)	—	72-37420
2001	2011	Mercury	Mariner	72-37464	72-37482
2002	2011	Mercury	Mountaineer	—	72-37486
1997	2001	Mercury	Mountaineer	72-37460	72-37492
2008	2010	Mitsubishi	Lancer	—	72-66484
2016	2018	Mitsubishi	Outlander	—	72-66480
2005	2009	Mitsubishi	Raider	72-35476	72-35488
2007	2012	Nissan	Altima (4 door) (all)	—	72-69404
2017	2018	Nissan	Armada	—	72-69420
2017	2018	Nissan	Armada	—	72-69420
2004	2015	Nissan	Armada	—	72-69496
1998	2004	Nissan	Frontier	72-69462	—
2005	2017	Nissan	Frontier (4 Door)	—	72-69484
2000	2004	Nissan	Frontier Crew Cab	—	72-69492
2005	2017	Nissan	Frontier King Cab (2 Door)	72-69466	—
2003	2007	Nissan	Murano	—	72-69494
2005	2012	Nissan	Pathfinder	—	72-69486
1996	2004	Nissan	Pathfinder	72-69460	72-69490
1986.5	1990	Nissan	Pathfinder (2 Door)	72-69464	—
1990	1995	Nissan	Pathfinder (4 Door)	—	72-69498
1986.5	1997	Nissan	Pickup (2 Door)	72-69464	—

CONTINUED

START	END	MAKE	MODEL	2-PIECE	4-PIECE
2004	2015	Nissan	Titan Crew Cab	—	72-69402
2004	2015	Nissan	Titan King Cab	72-69458	—
2016	2018	Nissan	Titan XD	—	72-69418
2007	2011	Nissan	Versa (4 door sedan only)	—	72-69414
2005	2016	Nissan	Xterra	—	72-69482
2000	2004	Nissan	Xterra	—	72-69488
2002	2004	Oldsmobile	Bravada	—	72-39416
1996	2001	Oldsmobile	Bravada	72-39470	72-39490
1996	2004	Plymouth	Voyager	72-35466	—
2009	2010	Pontiac	Vibe	—	72-88426
2002	2008	Pontiac	Vibe	—	72-88486
2005	2009	SAAB	9-7X	—	72-39416
2009	2012	Subaru	Forester	—	72-82482
2008	2011	Subaru	Impreza	—	72-82480
2010	2012	Subaru	Legacy	—	72-82486
2010	2012	Subaru	Outback	—	72-82488
2006	2012	Subaru	Tribeca	—	72-82484
2002	2007	Suzuki	Aerio Sedan	—	72-86490
2002	2007	Suzuki	Aerio Wagon	—	72-86488
2006	2011	Suzuki	Grand Vitara	—	72-86484
1999	2005	Suzuki	Grand Vitara (4 Door)	72-86462	72-86480
2001	2006	Suzuki	Grand Vitara XL7	—	72-86482
1999	2009	Suzuki	Vitara/Vitara V-6 (4 Door)	—	72-86480
2007	2009	Suzuki	XL7	—	72-86486
2010	2018	Toyota	4Runner	—	72-88430
2003	2009	Toyota	4Runner	—	72-88498
1996	2002	Toyota	4Runner	72-88464	72-88490
2015	2017	Toyota	Camry	72-88454	—
2012	2014.5	Toyota	Camry	—	72-88450
2007	2011	Toyota	Camry	—	72-88414
2014	2018	Toyota	Corolla	—	72-88448
2009	2013	Toyota	Corolla	—	72-88424
1998	2002	Toyota	Corolla (4 Door)	—	72-88408
2003	2008	Toyota	Corolla Sedan	—	72-88406
2000	2005	Toyota	Echo (2 Door)	72-88468	—
2007	2014	Toyota	FJ Cruiser	72-88466	—
2014	2018	Toyota	Highlander	—	72-88452
2008	2013	Toyota	Highlander / Hybrid	—	72-88428
2001	2007	Toyota	Highlander / Hybrid	—	72-88484
1998	2006	Toyota	Land Cruiser	—	72-88492
2009	2015	Toyota	Matrix	—	72-88426
2003	2008	Toyota	Matrix	—	72-88486
1995	2004	Toyota	Pickup, Tacoma Extended Cab	—	72-88432
2013	2018	Toyota	Rav-4	—	72-88446
2006	2012	Toyota	Rav-4	—	72-88412
2001	2005	Toyota	Rav-4 (4 Door)	72-88470	72-88488
2001	2007	Toyota	Sequoia	72-88474	72-88496
2004	2010	Toyota	Sienna	72-88456	72-88438
1995	2004	Toyota	Tacoma	72-88472	—
2005	2018	Toyota	Tacoma Double Cab	—	72-88410
2005	2018	Toyota	Tacoma Regular Cab	72-88458	—
2000	2006	Toyota	Tundra	72-88476	—
2000	2006	Toyota	Tundra Access Cab Extended Cab	72-88476	72-88494
2007	2018	Toyota	Tundra Crew Max	—	72-88420
2007	2018	Toyota	Tundra Double Cab	—	72-88418
2004	2006	Toyota	Tundra Double Cab	—	72-88422
2007	2011	Toyota	Yaris Sedan	—	72-88416

FOOTNOTES:

1. Work truck with fixed rear window



WIND GUARD WIND DEFLECTORS

- » Flawless aerodynamic styling
- » Allows fresh air in any weather condition
- » Attaches using 3M automotive grade tape
- » Made in the USA

FINISH: High Gloss Smoke
MATERIAL: High-Impact Acrylic
WARRANTY: Limited Lifetime



START	END	MAKE	MODEL	2-PIECE
1985	2004	Chevrolet	Astro Van	72-38464
1973	1991	Chevrolet	Blazer	72-38466
1992	1999	Chevrolet	Blazer	72-38468
1973	1999	Chevrolet	Pickup	72-38466
1988	1991	Chevrolet	Pickup	72-38468
1995	2005	Chevrolet	S-10 Blazer	72-38470
1994	2005	Chevrolet	S-10 Pickup	72-38470
1999	2007	Chevrolet	Silverado "Classic"	72-38472
1973	1991	Chevrolet	Suburban	72-38466
1992	1999	Chevrolet	Suburban	72-38468
2000	2006	Chevrolet	Suburban	72-38472
2000	2006	Chevrolet	Tahoe	72-38472
1977	1993	Dodge	Ram Charger	72-34466
1972	1993	Dodge	Ram Pickup	72-34466
1994	2002	Dodge	Ram Pickup	72-34468
1970	1993	Dodge	Van B-Series	72-34462
1980	1996	Ford	Bronco	72-36466
1983	1992	Ford	Bronco II	72-36464
1980	1996	Ford	F-Series Pickup	72-36466
1997	2003	Ford	F-Series Pickup	72-36474
1973	1979	Ford	Pickup	72-36476
1980	1998	Ford	Pickup F-350	72-36466
1999	2008	Ford	Pickup, Super Duty	72-36478
1983	1992	Ford	Ranger	72-36464
1993	2008	Ford	Ranger	72-36470
1992	2002	Ford	Van Full size	72-36472
1991	1994	Geo	Metro (4 Door)	72-85464

START	END	MAKE	MODEL	2-PIECE
1989	1997	Geo	Tracker	72-85466
1973	1991	GMC	Jimmy	72-38466
1973	1987	GMC	Pickup	72-38466
1988	1998	GMC	Pickup	72-38468
1995	2005	GMC	S-15 Jimmy	72-38470
1985	2005	GMC	Safari Van	72-38464
1999	2007	GMC	Sierra Pickup "Classic"	72-38472
1994	2001	GMC	Sonoma	72-38470
1973	1991	GMC	Suburban	72-38466
1992	1999	GMC	Suburban	72-38468
2001	2006	GMC	Suburban	72-38472
1992	1999	GMC	Yukon	72-38468
2001	2006	GMC	Yukon	72-38472
1988	1997	Isuzu	Amigo (with vent only)	72-44464
1988	1997	Isuzu	Pickup (with vent only)	72-44464
1988	1997	Isuzu	Rodeo (with vent only)	72-44464
1984	1998	Jeep	Cherokee (4dr with Vent only)	72-50466
1986	1998	Jeep	Comanche (with vent only)	72-50466
1994	2008	Mazda	B-Series Pickup	72-36470
1987	1995	Nissan	Pathfinder	72-68460
1986	1997	Nissan	Pickup	72-68460
1994	2001	Oldsmobile	Bravada	72-38470
1989	1997	Suzuki	Sidekick	72-85466
1989	1997	Suzuki	Swift (4 Door)	72-85464
1990	1995	Toyota	4Runner (2 Door)	72-87460
1989	1995	Toyota	Pickup	72-87460
1995	2004	Toyota	Tacoma Pickup	72-87472

CAB GUARD WIND DEFLECTORS

- » Shades cab from sun
- » Reduces glare during night driving
- » Available in smoke and clear

FINISH: High Gloss Smoke
MATERIAL: High-Impact Acrylic
WARRANTY: Limited Lifetime



START	END	MAKE	MODEL	SMOKE	CLEAR
1994	1998	Chevrolet	Pickup	72-38102	72-38101
1988	1993	Chevrolet	Pickup w/ Light	72-38106	72-38105
1988	1993	Chevrolet	Pickup w/o Light	72-38104	72-38103
1994	2003	Chevrolet	S-10	72-38108	72-38107
1994	2002	Dodge	Ram Pickup	72-34102	72-34101
1994	1996	Ford	Pickup	72-36102	72-36101
1987	1993	Ford	Pickup w/ Light	72-36106	72-36105
1987	1993	Ford	Pickup w/o Light	72-36104	72-36103
1993	2003	Ford	Ranger ¹	72-36108	72-36107
1983	1992	Ford	Ranger w/ Light	72-36112	72-36111
1983	1992	Ford	Ranger w/o Light	72-36110	72-36109
1994	1997	Nissan	Pickup	72-68102	72-68101

FOOTNOTES: 1. Exclude 4 Door models

WADE FRONT AND TAILGATE CAPS

- » Protects tailgate against damage
- » Gives vehicle a finished factory look
- » Installs quickly and easily with 3M tape
- » Matching bed caps available

FINISH: Black
MATERIAL: High-Impact ABS
WARRANTY: Limited Lifetime

START	END	MAKE	MODEL	TAILGATE CAP	FRONT CAP
2004	2012	Chevrolet	Colorado	72-01167	72-11167
2004	2012	Chevrolet	Colorado ¹	72-01177	72-11167
1988	1998	Chevrolet	Pickup Full size Short Bed (Excl Stepside)	72-01191	72-11191
1994	2005	Chevrolet	S-10	72-01171	72-11171
2007	2013	Chevrolet	Silverado ¹	72-01168	72-11168
2014	2014	Chevrolet	Silverado 2500/3500HD ¹	72-01168	72-11168
1999	2007	Chevrolet	Silverado Pickup "Classic" ¹	72-01161	72-11161
1999	2006	Chevrolet	Silverado Sport Side ¹	72-01164	—
1997	2004	Dodge	Dakota	72-01491	72-11491

SUN ROOF WIND DEFLECTORS

- » Installs quickly and easily
- » Attaches using 3M automotive grade tape

FINISH: High Gloss Smoke
MATERIAL: High-Impact Acrylic
WARRANTY: Limited Lifetime



FITS SUN ROOFS UP TO:	PART NO.
32.5 inches wide	72-33102
34.5 inches wide	72-33104
36.5 inches wide	72-33106
38.5 inches wide	72-33108
41.5 inches wide	72-33110



START	END	MAKE	MODEL	TAILGATE CAP	FRONT CAP
2005	2007	Dodge	Dakota	72-01461	72-11461
2008	2011	Dodge	Dakota ¹	72-01487	72-11461
1994	2002	Dodge	Ram Pickup	72-01481	72-11481
2002	2008	Dodge	Ram Pickup	72-01471	72-11471
2006	2008	Dodge	Ram Pickup ¹	72-01477	72-11471
1987	1996	Ford	Pickup Full size	72-01681	—
1993	2008	Ford	Ranger	72-01691	72-11691
2004	2012	GMC	Canyon	72-01167	72-11167
2005	2012	GMC	Canyon ¹	72-01177	72-11167
1988	1998	GMC	Pickup Full size	72-01191	72-11191
1999	2007	GMC	Sierra Pickup / "Classic" ¹	72-01161	72-11161
2007	2013	GMC	Sierra Pickup ¹	72-01168	72-11168
2014	2014	GMC	Sierra Pickup 2500 / 3500 HD ¹	72-01168	72-11168
1999	2006	GMC	Sierra Sport Side ¹	72-01164	—
1994	1997	Mazda	Pickup	72-01691	72-11691
2001	2004	Nissan	Frontier	72-01881	—
1998	2000	Nissan	Frontier	72-01871	—
2013	2018	Nissan	Frontier ¹	72-01891	—
1989	1995	Toyota	Pickup	72-01781	—
1996	2004	Toyota	Tacoma	72-01791	—
2000	2005	Toyota	Tundra	72-01771	72-11771

FOOTNOTES: 1. Tailgate cap replacement



BODY TRIM PRODUCTS

WESTIN®


WADE BED CAPS

- » Protect bed railing against damage
- » Gives vehicle a finished factory look
- » Install quickly and easily with 3M tape
- » Available with or without stake pocket holes in ribbed or smooth finish

FINISH: Black

MATERIAL: High-Impact ABS

WARRANTY: Limited Lifetime



START	END	MAKE	MODEL	W/ STAKE HOLES		W/O STAKE HOLES	
				SMOOTH	RIBBED	SMOOTH	RIBBED
2004	2012	Chevrolet	Colorado Crew Cab	-	-	72-40171	72-00171
2004	2012	Chevrolet	Colorado Regular/Extended Cab	-	-	72-40181	72-00181
1988	1998	Chevrolet	Pickup Full size Long Bed	72-41101	72-01101	72-40101	72-00101
1988	1998	Chevrolet	Pickup Full size Short Bed (Excl Stepside)	72-41111	72-01111	72-40111	72-00111
2001	2005	Chevrolet	S-10 4 Door	-	-	72-40161	72-00161
1994	2005	Chevrolet	S-10 Short Bed	-	-	72-40141	72-00141
2007	2013	Chevrolet	Silverado 1500 6.6' Bed (07-14 25/3500HD)	72-41104	72-01104	72-40104	72-00104
2007	2013	Chevrolet	Silverado 1500 8' Bed (07-14 25/3500HD) (Excl. Dually)	72-41157	72-01157	72-40157	72-00157
2014	2014	Chevrolet	Silverado 2500/3500HD 6.6' Bed	72-41104	72-01104	72-40104	72-00104
2014	2014	Chevrolet	Silverado 2500/3500HD 8' Bed	72-41157	72-01157	72-40157	72-00157
2007	2013	Chevrolet	Silverado 5.8' Crew/Extended Cab Short	72-41114	72-01114	72-40114	72-00114
1999	2007	Chevrolet	Silverado Long Bed "Classic"	72-51101	72-31101	72-50101	72-30101
1999	2007	Chevrolet	Silverado Short Bed "Classic"	72-41151	72-01151	72-40151	72-00151
1997	2004	Dodge	Dakota	-	-	72-40421	72-00421
2005	2011	Dodge	Dakota Extended Cab 6.5 ft bed	-	-	72-40471	72-00471
2000	2004	Dodge	Dakota Quad Cab	-	-	72-40431	72-00431
2005	2011	Dodge	Dakota Quad Cab 5.4 ft bed	-	-	72-40461	72-00461
1994	2001	Dodge	Ram Pickup Long Bed - 1/2 ton	72-41401	72-01401	72-40401	72-00401
2002	2008	Dodge	Ram Pickup Long Bed - 1/2 ton	72-41441	72-01441	72-40441	72-00441
1994	2002	Dodge	Ram Pickup Long Bed - 3/4 ton	72-41401	72-01401	72-40401	72-00401
2002	2009	Dodge	Ram Pickup Long Bed - 3/4 ton	72-41441	72-01441	72-40441	72-00441
1994	2001	Dodge	Ram Pickup Short Bed - 1/2 ton	72-41411	72-01411	72-40411	72-00411
2002	2008	Dodge	Ram Pickup Short Bed - 1/2 ton	72-41451	72-01451	72-40451	72-00451
2002	2009	Dodge	Ram Pickup Short Bed - 3/4 ton	72-41451	72-01451	72-40451	72-00451
1994	2002	Dodge	Ram Pickup Short Bed - 3/4 ton	72-41411	72-01411	72-40411	72-00411
1980	1998	Ford	Pickup F-350 Long Bed	72-41601	72-01601	72-40601	72-00601
1980	1998	Ford	Pickup F-350 Short Bed	72-41611	72-01611	72-40611	72-00611
1980	1996	Ford	Pickup Full size Long Bed	72-41601	72-01601	72-40601	72-00601
1980	1996	Ford	Pickup Full size Short Bed	72-41611	72-01611	72-40611	72-00611
1993	2011	Ford	Ranger Short Bed (Excl. STX model)	72-41621	72-01621	72-40621	72-00621
2004	2012	GMC	Canyon Crew Cab	-	-	72-40171	72-00171
2004	2012	GMC	Canyon Regular/Extended Cab	-	-	72-40181	72-00181
1988	1998	GMC	Pickup Full size Long Bed	72-41101	72-01101	72-40101	72-00101
1988	1998	GMC	Pickup Full size Short Bed (Excl Stepside)	72-41111	72-01111	72-40111	72-00111
2007	2013	GMC	Sierra 1500 6.6' Bed (07-14 25/3500)	72-41105	72-01105	72-40105	72-00105
2007	2013	GMC	Sierra 1500 8' Bed (07-14 25/3500) (Excl. Dually)	72-41147	72-01147	72-40147	72-00147
2007	2014	GMC	Sierra 2500 / 3500 HD 6.6' Bed	72-41105	72-01105	72-40105	72-00105
2007	2014	GMC	Sierra 2500 / 3500 HD 8' Bed	72-41147	72-01147	72-40147	72-00147
2007	2013	GMC	Sierra 5.8 Crew/Ext Cab Short Bed	72-41115	72-01115	72-40115	72-00115
1999	2007	GMC	Sierra Long Bed "Classic"	72-51101	72-31101	72-50101	72-30101
1999	2007	GMC	Sierra Short Bed "Classic"	72-41151	72-01151	72-40151	72-00151
1994	1997	Mazda	Pickup B-Series	72-41621	72-01621	72-40621	72-00621
1998	2004	Nissan	Frontier King Cab	-	-	-	72-00801
1989	1995	Toyota	Pickup	-	-	72-00701	-
1996	2004	Toyota	Tacoma	-	-	72-00711	-
2001	2004	Toyota	Tacoma 4 Door	-	-	72-00731	-
2000	2005	Toyota	Tundra Short Bed	72-41721	72-01721	72-40721	72-00721

FOOTNOTES:


Will work with properly installed tonneau covers, camper shells and tie-downs.



HOOD SCOOPS

- » Gives the look of a performance hood
- » Easily paintable to match your vehicle
- » Manufactured from high impact ABS
- » Universal fit
- » Attaches using 3M automotive grade tape

FINISH: Paintable
MATERIAL: High-Impact ABS
WARRANTY: Limited Lifetime



RECOMMENDED USE

MAKE	MODEL	DOUBLE SMOOTH	LARGE SINGLE	MEDIUM SINGLE	RACING ACCENT
Chevrolet	Blazer, S-10	72-13002	—	72-14002	72-13012
Chevrolet	Envoy	72-13002	—	72-14002	72-13012
Chevrolet	Envoy	72-13002	—	72-14002	72-13012
Chevrolet	Jimmy, S-15	72-13002	—	72-14002	72-13012
Chevrolet	Pickup, C/K Series	72-13001	—	72-14002	72-13011
Chevrolet	Pickup, S-10	72-13002	—	72-14002	72-13012
Chevrolet	Pickup, Sierra	72-13001	72-14001	72-14002	72-13011
Chevrolet	Pickup, Sierra Heavy Duty	72-13001	72-14001	72-14002	72-13011
Chevrolet	Pickup, Silverado	72-13001	72-14001	72-14002	72-13011
Chevrolet	Pickup, Silverado Heavy Duty	72-13001	72-14001	72-14002	72-13011
Chevrolet	Pickup, Sonoma	72-13002	—	72-14002	72-13012
Chevrolet	Suburban	72-13001	—	72-14002	72-13011
Chevrolet	Tahoe	72-13001	—	72-14002	72-13011
Chevrolet	Trailblazer	72-13002	—	72-14002	72-13012
Chevrolet	Yukon/Yukon XL	72-13001	—	72-14002	72-13011
Dodge	Durango	72-13002	—	72-14002	72-13012
Dodge	Pickup, Dakota	72-13002	—	72-14002	72-13012
Dodge	Pickup, Ram	72-13002	—	72-14002	72-13012
Dodge	Pickup, Ram	72-13002	72-14001	72-14002	72-13012
Ford	Excursion	72-13002	—	72-14002	72-13012
Ford	Expedition / XTL	72-13002	—	72-14002	72-13012
Ford	Explorer	72-13002	—	72-14002	72-13012
Ford	Explorer 4 Door / Sport	72-13002	—	72-14002	72-13012
Ford	Explorer Sport Trac	72-13002	—	72-14002	72-13012
Ford	Pickup, F150	72-13002	—	72-14002	72-13012
Ford	Pickup, F150 Super Crew	72-13002	72-14001	72-14002	72-13012
Ford	Pickup, F150 Super Crew	72-13002	72-14001	72-14002	72-13012
Ford	Pickup, F250 Light Duty	72-13002	—	72-14002	72-13012
Ford	Pickup, F250/350 Super Duty	72-13001	72-14001	72-14002	72-13011
Ford	Pickup, Full size F-Series	72-13001	—	72-14002	72-13011
Ford	Pickup, Ranger	72-13002	—	72-14002	72-13012
Lincoln	Mark LT	72-13002	—	72-14002	72-13012
Mercury	Mountaineer	72-13002	—	72-14002	72-13012
Toyota	Pickup, Tacoma	72-13002	—	72-14002	72-13012
Toyota	Pickup, Tundra	72-13002	—	72-14002	72-13012

UNIVERSAL APPLICATIONS

SIZE	SMOOTH	RACING ACCENT	DIMENSIONS
Large	72-13001	72-13011	11.5" X 30" X 2"
Medium	72-13002	72-13012	11.5" X 24" X 2"
Large Single	72-14001	—	25" X 28" X 2"
Medium Single	72-14002	—	29" X 26" X 3"

Wade Hood Scoops are UNIVERSAL. They will fit on any surface that is larger than the product dimensions. This list is supplied as a reference to recommended size only. If you do not see your vehicle on this list, choose one that is similar in size.



BODY TRIM PRODUCTS

WESTIN®

HEAD LIGHT COVERS

- » Protects lights from road debris
- » Available in smoke and clear
- » Application specific
- » Installs in seconds



FINISH: High Gloss Smoke
MATERIAL: High-Impact Acrylic
WARRANTY: Limited Lifetime

START	END	MAKE	MODEL	SMOKE	CLEAR
1985	1994	Chevrolet	Astro Van	72-31262	72-31261
1981	1987	Chevrolet	Blazer	72-31264	72-31263
1994	2001	Chevrolet	Blazer (4-piece)	72-31294	72-31293
1988	1992	Chevrolet	Camaro	72-31286	72-31285
1993	1997	Chevrolet	Camaro	72-31256	72-31255
1985	1992	Chevrolet	Camaro IROC-Z	72-31286	72-31285
1985	1987	Chevrolet	Camaro Z-28	72-31286	72-31285
1990	1992	Chevrolet	Camaro Z-28	72-31286	72-31285
1984	1988	Chevrolet	Monte Carlo SS	72-31282	72-31281
1981	1987	Chevrolet	Pickup	72-31264	72-31263
1988	1993	Chevrolet	Pickup Full size (4-piece non-wrap)	72-31276	72-31275
1994	1999	Chevrolet	Pickup Full size (4-piece)	72-31294	72-31293
1973	1980	Chevrolet	Pickup Full-size (4-piece)	72-31254	72-31253
1982	1990	Chevrolet	S-10 Blazer	72-31272	72-31271
1991	1994	Chevrolet	S-10 Blazer	72-31274	72-31273
1998	2003	Chevrolet	S-10 Blazer (4-piece)	72-31238	72-31237
1982	1990	Chevrolet	S-10 Pickup	72-31272	72-31271
1991	1993	Chevrolet	S-10 Pickup	72-31274	72-31273
1998	2003	Chevrolet	S-10 Pickup (4-piece)	72-31238	72-31237
1999	2002	Chevrolet	Silverado (4-piece)	72-31234	72-31233
2003	2007	Chevrolet	Silverado (4-piece) "Classic"	72-32260	72-32259
1992	1993	Chevrolet	Suburban (4-piece non-wrap)	72-31276	72-31275
1994	1999	Chevrolet	Suburban (4-piece)	72-31294	72-31293
2000	2006	Chevrolet	Suburban (4-piece)	72-31234	72-31233
1992	1993	Chevrolet	Tahoe (4-piece non-wrap)	72-31276	72-31275
1994	1999	Chevrolet	Tahoe (4-piece)	72-31294	72-31293
2000	2006	Chevrolet	Tahoe (4-piece)	72-31234	72-31233
1997	2003	Dodge	Dakota Pickup	72-34280	72-34279
1998	2003	Dodge	Durango	72-34280	72-34279
2002	2005	Dodge	Ram Pickup	72-34282	72-34281
1994	2002	Dodge	Ram Pickup (old body style)	72-34276	72-34275
1992	1994	Eagle	Talon	72-65276	72-65275
1987	1991	Ford	Bronco	72-36276	72-36275
1978	1979	Ford	Bronco	72-36266	72-36265
1992	1996	Ford	Bronco	72-36284	72-36283
1980	1986	Ford	Bronco (4-piece)	72-36296	72-36295
2003	2006	Ford	Expedition	72-36244	72-36243
1997	2002	Ford	Expedition	72-36258	72-36257
1995	2001	Ford	Explorer	72-36260	72-36259
1987	1993	Ford	Mustang	72-36278	72-36277
1994	1998	Ford	Mustang	72-36264	72-36263
1999	2004	Ford	Mustang	72-36254	72-36253
1983	1986	Ford	Mustang/GT	72-36286	72-36285
1999	2004	Ford	Pickup F250-550 (Super Duty)	72-36256	72-36255
1992	1998	Ford	Pickup F350	72-36284	72-36283
1978	1979	Ford	Pickup F-Series	72-36266	72-36265
1987	1991	Ford	Pickup F-Series	72-36276	72-36275
1992	1996	Ford	Pickup F-Series	72-36284	72-36283
1980	1986	Ford	Pickup F-Series (4-piece)	72-36296	72-36295
1997	2004	Ford	Pickup F-Series (including Heritage)	72-36258	72-36257
1989	1998	Geo	Tracker	72-85272	72-85271
1981	1987	GMC	Blazer (4-piece)	72-31264	72-31263
1981	1987	GMC	Blazer (4-piece)	72-31264	72-31263
2002	2006	GMC	Envoy	72-38282	72-38281
1994	1997	GMC	Jimmy	72-38274	72-38273
1981	1987	GMC	Pickup (4-piece)	72-31264	72-31263
1973	1980	GMC	Pickup Full size (4-piece)	72-31254	72-31253
1988	1993	GMC	Pickup Full size (4-piece)	72-38272	72-38271
1982	1990	GMC	S-15 Jimmy	72-31272	72-31271
1982	1990	GMC	S-15 Pickup	72-31272	72-31271
1985	1994	GMC	Safari Van	72-31262	72-31261
1994	1997	GMC	Sonoma	72-38274	72-38273
1992	1993	GMC	Suburban (4-piece)	72-38272	72-38271
1992	1993	GMC	Yukon (4-piece)	72-38272	72-38271
1992	1995	Honda	Civic (3 Door)	72-40290	72-40289
1992	1995	Honda	Civic Coupe	72-40290	72-40289
1999	2004	Jeep	Grand Cherokee	72-50278	72-50277
1991	1996	Jeep	Wrangler (Square lights)	72-50276	72-50275
1992	1994	Mitsubishi	Eclipse	72-65276	72-65275
1992	1994	Plymouth	Laser	72-65276	72-65275
1985	1989	Subaru	GL 3 Door, Wagon (4 Door)	72-82274	72-82273
1990	1994	Subaru	Loyale	72-82274	72-82273
1989	1998	Suzuki	Sidekick	72-85272	72-85271
1996	2002	Toyota	4Runner	72-87264	72-87263
1992	1994	Toyota	Camry	72-87286	72-87285
1997	2001	Toyota	Camry	72-87262	72-87261
1991	1994	Toyota	Terrel	72-87284	72-87283
2000	2004	Toyota	Tundra	72-87254	72-87253
1992	1994	Plymouth	Laser	72-65276	72-65275
1985	1989	Subaru	GL 3 Door, Wagon (4 Door)	72-82274	72-82273
1990	1994	Subaru	Loyale	72-82274	72-82273

CONTINUED

START	END	MAKE	MODEL	SMOKE	CLEAR
1989	1998	Suzuki	Sidekick	72-85272	72-85271
1996	2002	Toyota	4Runner	72-87264	72-87263
1992	1994	Toyota	Camry	72-87286	72-87285
1997	2001	Toyota	Camry	72-87262	72-87261
1991	1994	Toyota	Terrel	72-87284	72-87283
2000	2004	Toyota	Tundra	72-87254	72-87253

TAIL LIGHT COVERS

- » Protects lights from road debris
- » Available in smoke and clear
- » Application specific
- » Installs in seconds

FINISH: High Gloss Smoke
MATERIAL: High-Impact Acrylic
WARRANTY: Limited Lifetime



START	END	MAKE	MODEL	SOLID	SLOTTED
1973	1991	Chevrolet	Blazer	72-31822	72-31872
1992	2000	Chevrolet	Blazer	72-31804	72-31854
1994	2003	Chevrolet	Blazer, S-10	72-31836	72-31884
1982	1992	Chevrolet	Camaro	72-31806	72-31856
1993	2003	Chevrolet	Camaro	72-31806	72-31880
1985	1992	Chevrolet	Camaro IROC, Z-28	72-31808	72-31858
1973	1987	Chevrolet	Pickup	72-31822	72-31872
1988	1999	Chevrolet	Pickup	72-31804	72-31854
1988	1998	Chevrolet	Pickup Roll Pan	72-31832	—
1994	2003	Chevrolet	Pickup, S10	72-31828	72-31878
1999	2002	Chevrolet	Silverado	72-31844	72-31892
2003	2007	Chevrolet	Silverado "Classic" Fleetside	72-32834	—
1973	1991	Chevrolet	Suburban	72-31822	72-31872
1992	2000	Chevrolet	Suburban	72-31804	72-31854
2000	2006	Chevrolet	Suburban	72-31846	72-31894
1992	2000	Chevrolet	Tahoe	72-31804	72-31854
2000	2006	Chevrolet	Tahoe	72-31846	72-31894
1997	2003	Dodge	Dakota	72-34804	72-34854
2002	2006	Dodge	Ram Pickup	72-34806	72-34856
1994	2002	Dodge	Ram Pickup	72-34802	72-34852
2003	2006	Dodge	Ram Pickup 2500/3500	72-34806	72-34856
1980	1986	Ford	Bronco	72-36826	72-36876
1987	1996	Ford	Bronco	72-36802	72-36852
1989	1992	Ford	Bronco II	72-36804	72-36854
1997	2002	Ford	Expedition	72-36838	72-36890
2003	2006	Ford	Expedition	72-37842	—
1991	1994	Ford	Explorer	72-36808	72-36858
1995	2001	Ford	Explorer	72-36832	72-36882
1999	2004	Ford	Mustang / GT	72-36842	—
1994	1998	Ford	Mustang / GT	72-36830	72-36880
1980	1986	Ford	Pickup	72-36826	72-36876
1987	1996	Ford	Pickup	72-36802	72-36852
1997	2003	Ford	Pickup F-150 Flare side	72-36836	72-36886
1997	2003	Ford	Pickup F-150 Style Side	72-36834	72-36884
2001	2003	Ford	Pickup F-150 Super Crew	72-36836	72-36886
1987	1998	Ford	Pickup F-350	72-36802	72-36852
1999	2007	Ford	Pickup Super Duty	72-36834	72-36884
1989	1992	Ford	Ranger	72-36804	72-36854
1993	1997	Ford	Ranger	72-36828	72-36878
1998	2003	Ford	Ranger	72-36840	72-36888
2002	2006	GMC	Envoy	72-32830	—
1995	2003	GMC	Jimmy, S-15	72-31836	72-31884
1973	1987	GMC	Pickup	72-31822	72-31872
1973	1987	GMC	Pickup	72-31822	72-31872
1988	1999	GMC	Pickup	72-31804	72-31854
1999	2007	GMC	Sierra "Classic"	72-31844	72-31892
1994	2003	GMC	Sonoma	72-31828	72-31878
1973	1991	GMC	Suburban	72-31822	72-31872
2000	2006	GMC	Yukon	72-31846	72-31894
1992	2000	GMC	Yukon	72-31804	72-31854
1996	2001	Isuzu	Pickup Hombre	72-31828	72-31878
1999	2004	Jeep	Grand Cherokee	72-50804	72-50854
1993	1998	Jeep	Grand Cherokee	72-50802	72-50852
1991	1994	Mazda	Navajo	72-36808	72-36858
1994	1997	Mazda	Pickup	72-56804	72-56854
1997	1999	Mitsubishi	Eclipse (3-piece)	72-65808	72-65858
1994	2001	Oldsmobile	Bravada	72-31836	72-31884
1996	2002	Toyota	4Runner	72-87812	72-87862
1989	1995	Toyota	Pickup	72-87802	72-87852

CLASS I, III AND IV RECEIVER HITCHES

- » Unique delta cut safety chain loops
- » Through bracket construction with double sided welds*
- » E-Coated steel for maximum corrosion protection
- » Includes mounting tab for electrical connector
- » No drilling required*

*On most applications

- » Tested and validated by an independent lab to SAE specification J684 (SAE J684 supersedes V.E.S.C. Regulation V5)
- » Textured black powder coat finish

WORKMANSHIP
WARRANTY: Limited Lifetime

FINISH
WARRANTY: 3 Year



CLASS I — 2,000 LB TOWING CAPACITY



CLASS III — 3,500-5,000 LB TOWING CAPACITY

CLASS IV — UP TO 10,000 LB TOWING CAPACITY

START	END	MAKE	MODEL	CLASS	WT CARRYING RATING TW/GTW (LBS)	WT DIST RATING TW/GTW (LBS)	RECEIVER	TUBE	SHAPE	INSTALL EASE	INSTALL TIME (HOURS)	PART NO.
2008	2017	Buick	Enclave ^{1,4,7,9}	III	500/5,000	600/6,000	2"	2.5"	Round	2	1	65-1085
2004	2017	Chevrolet	Equinox ^{1,4}	III	350/3,500	400/4,000	2"	2.5"	Round	1	0.75	65-1075
2009	2017	Chevrolet	Traverse ^{1,4,7,9}	III	500/5,000	600/6,000	2"	2.5"	Round	2	1	65-1085
2018	2018	Chevrolet	Traverse Limited ^{1,4,7,9}	III	500/5,000	600/6,000	2"	2.5"	Round	2	1	65-1085
2015	2018	Chevrolet	Colorado	III	500/5,000	800/8,000	2"	2.5"	Round	1	0.75	65-1535
2004	2012	Chevrolet	Colorado ¹	III	400/4,000	600/6,000	2"	2.5"	Round	1	1	65-1145
1996	2017	Chevrolet	Express	III / IV	600/6,000	1,000/10,000	2"	2.5"	Square	1	0.5	65-1135
2014	2018	Chevrolet	Silverado 1500	III / IV	600/6,000	1,000/10,000	2"	2.5"	Round	1	0.75	65-1475
2007	2013	Chevrolet	Silverado 1500 ^{1,4}	III / IV	600/6,000	1,000/10,000	2"	2.5"	Round	1	0.75	65-1005
1999	2005	Chevrolet	Silverado 2500LD ^{1,4}	III / IV	600/6,000	1,000/10,000	2"	2.5"	Round	1	0.75	65-1005
1999	2007	Chevrolet	Silverado Classic ^{1,4}	III / IV	600/6,000	1,000/10,000	2"	2.5"	Round	1	0.75	65-1005
2008	2016	Chrysler	Town & Country ⁷	III	350/3,500	500/5,000	2"	2.5"	Round	2	1.5	65-1175
2008	2018	Dodge	Caravan ⁷	III	350/3,500	500/5,000	2"	2.5"	Round	2	1.5	65-1175
2011	2016	Dodge	Durango ^{1,4}	III	500/5,000	800/8,000	2"	2.5"	Round	1	0.75	65-1055
2009	2016	Dodge	Journey	III	350/3,500	-	2"	2.5"	Round	2	40	65-1275
2003	2018	Dodge	Ram 1500 ^{1,4,11,13}	III/IV	600/6,000	1,000/10,000	2"	N/A	N/A	2	1	65-1015
2010	2018	Dodge	Ram C/V Tradesman ⁷	III	350/3,500	500/5,000	2"	2.5"	Round	2	1.5	65-1175
2000	2014	Ford	E-150/250/350	III / IV	600/6,000	1,000/10,000	2"	2.5"	Square	1	0.5	65-1165
2007	2014	Ford	Edge ^{1,2,4,6,7,8}	III	400/4,000	-	2"	2.5"	Round	3	1.5	65-1105
2005	2012	Ford	Escape ^{1,4}	III	350/3,500	500/5,000	2"	2.5"	Round	2	1.2	65-1095
2011	2018	Ford	Explorer ^{1,4,7}	III	500/5,000	600/6,000	2"	2.5"	Round	2	1	65-1235
2006	2008	Ford	F-150	III/IV	600/6,000	1,000/10,000	2"	2.5"	TBD	2	1	65-1485
2015	2018	Ford	F-150 ¹	III/IV	600/6,000	1,000/10,000	2"	2.5"	Round	2	1	65-1515
2009	2014	Ford	F-150 ^{1,4}	III/IV	600/6,000	1,000/10,000	2"	2.5"	Square	2	1	65-1025
1983	2011	Ford	Ranger ^{1,4,6}	III	400/4,000	600/6,000	2"	2.5"	Square	2	0.75	65-1065
2007	2016	GMC	Acadia ^{1,4,7,9}	III	500/5,000	600/6,000	2"	2.5"	Round	2	1	65-1085
2015	2018	GMC	Canyon	III	500/5,000	800/8,000	2"	2.5"	Round	1	0.75	65-1535
2004	2012	GMC	Canyon ¹	III	400/4,000	600/6,000	2"	2.5"	Round	1	1	65-1145
1996	2017	GMC	Savana	III / IV	600/6,000	1,000/10,000	2"	2.5"	Square	1	0.5	65-1135
2014	2018	GMC	Sierra 1500	III / IV	600/6,000	1,000/10,000	2"	2.5"	Round	1	0.75	65-1475
2007	2013	GMC	Sierra 1500 ^{1,4}	III / IV	600/6,000	1,000/10,000	2"	2.5"	Round	1	0.75	65-1005
1999	2005	GMC	Sierra 2500LD ^{1,4}	III / IV	600/6,000	1,000/10,000	2"	2.5"	Round	1	0.75	65-1005
1999	2007	GMC	Sierra Classic ^{1,4}	III / IV	600/6,000	1,000/10,000	2"	2.5"	Round	1	0.75	65-1005
2010	2017	GMC	Terrain ^{1,4}	III	350/3,500	400/4,000	2"	2.5"	Round	1	0.75	65-1075
1999	2016	Honda	Odyssey	III	350/3,500	-	2"	2.5"	Round	2	1	65-1305
2004	2012	Isuzu	I-Series ¹	III	400/4,000	600/6,000	2"	2.5"	Round	1	1	65-1145
2011	2017	Jeep	Compass	TBD	TBD	TBD	TBD	TBD	TBD	TBD	TBD	65-1445
2011	2015	Jeep	Grand Cherokee ^{1,4}	III	500/5,000	800/8,000	2"	2.5"	Round	1	0.5	65-1055

CONTINUED ON NEXT PAGE ➡

CLASS I, III AND IV RECEIVER HITCHES

CONTINUED	START	END	MAKE	MODEL	CLASS	WT CARRYING RATING TW/GTW (LBS)	WT DIST RATING TW/GTW (LBS)	RECEIVER	TUBE	SHAPE	INSTALL EASE	INSTALL TIME (HOURS)	PART NO.
	2007	2018	Jeep	Wrangler JK ^{1,4,13}	III	350/3,500	-	2"	N/A	N/A	1	0.5	65-1035
	2018	2018	Jeep	Wrangler JL ^{1,4,13}	III	350/3,500	-	2"	N/A	N/A	1	0.5	65-1035
	2014	2015	Kia	Sorento	III	350/3,500	500/5,000	TBD	TBD	TBD	TBD	TBD	65-1405
	2005	2017	Nissan	Frontier	III	500/5,000	600/6,000	2"	2.5"	Square	1	0.5	65-1185
	2015	2018	Nissan	Murano	III	350/3,500	-	2"	2.5"	Round	1	0.75	65-1525
	2013	2016	Nissan	Pathfinder ¹²	III	350/3,500	500/5,000	2"	2.5"	Round	2	1.5	65-1395
	2006	2009	Pontiac	Torrent ^{1,4}	III	350/3,500	400/4,000	2"	2.5"	Round	1	0.75	65-1075
	2011	2016	Ram	Durango ^{1,4}	III	500/5,000	800/8,000	2"	2.5"	Round	1	0.75	65-1055
	2009	2016	Ram	Journey	III	350/3,500	-	2"	2.5"	Round	2	40	65-1275
	2003	2018	Ram	Ram 1500 ^{1,4,11,13}	III/IV	600/6,000	1,000/10,000	2"	N/A	N/A	2	1	65-1015
	2010	2018	Ram	Ram C/V Tradesman ⁷	III	350/3,500	500/5,000	2"	2.5"	Round	2	1.5	65-1175
	2007	2010	Saturn	Outlook ^{1,4,7,9}	III	500/5,000	600/6,000	2"	2.5"	Round	2	1	65-1085
	2014	2018	Subaru	Forester ^{7,8}	III	350/3,500	-	2"	2.5"	Round	1	0.75	65-1545
	2014	2018	Subaru	Outback ^{7,8}	III	350/3,500	-	2"	2.5"	Round	2	0.75	65-1555
	2009	2012	Suzuki	Equator	III	500/5,000	600/6,000	2"	2.5"	Square	1	0.5	65-1185
	2008	2013	Toyota	Highlander ^{1,3,4}	III	500/5,000	600/6,000	2"	2.5"	Round	2	1.5	65-1115
	2014	2016	Toyota	Highlander ¹²	III	500/5,000	800/8,000	2"	2.5"	Round	3	1.5	65-1365
	2004	2018	Toyota	Sienna ³	III	350/3,500	500/5,000	2"	2.5"	Round	1	0.75	65-1415
	2016	2018	Toyota	Tacoma	III	500/5,000	600/6,000	2"	2.5"	Round			65-1565
	2005	2015	Toyota	Tacoma ^{1,4,5}	III	500/5,000	600/6,000	2"	2.5"	Square	2	1	65-1045
	2007	2018	Toyota	Tundra (Excl 2017 SR5)	III	500/5,000	800/8,000	2"	2.5"	Round	1	0.3	65-1315
	2008	2012	Volkswagen	Routan ⁷	III	350/3,500	500/5,000	2"	2.5"	Round	2	1.5	65-1175

FOOTNOTES:

- Will not fit vehicle with factory installed hitch receiver
- Trimming of rear bumper fascia may be required for sport models
- Trimming of rear bumper insert and rear splash shields may be required for installation
- Requires OEM style rear bumper and mounting bracket
- Excludes fitment on X-Runner model
- Drilling required for installation
- Exhaust system needs to be temporarily lowered for installation
- Trimming of exhaust heat shield is required for installation
- Factory bumper hitch cover can be re-installed after installation
- Excludes 97/98 F150/250LD
- Will not fit vehicles built on or before Nov. 2002
- Trimming required
- Hitch receiver only, no cross tube

Disclaimer: Always adhere to a vehicle's manufacturer recommended towing specifications. Improper use or installation of these products will void warranty and may result in vehicle damage, personal injury or injury to others. Professional installation of Westin towing products is recommended.



BRAKE CONTROLLERS

WARRANTY: Limited Lifetime

W⁴ SERIES TIME ACTUATED LED CONTROL



- » OEM "Plug-In-Play"™ port
- » Dual LED display
- » 2-4 Brake magnets
- » "Up-Front" manual over-ride control
- » No leveling required
- » Mounting hardware included
- » Compatible with ABS & cruise control
- » Reverse polarity protection
- » Short circuit protection
- » Pigtail harness
- » Mounts in any position
- » EZ touch thumb wheel

W⁶ SERIES TIME ACTUATED DIGITAL CONTROL



- » OEM "Plug-In-Play"™ port
- » 2-Segment digital display
- » 2-8 Brake magnets
- » "Up-Front" manual over-ride control
- » No leveling required
- » Mounting hardware included
- » Manual override activates brake lights
- » Compatible with ABS & cruise control
- » Reverse polarity protection
- » Short circuit protection
- » Pigtail harness
- » Mounts in any position
- » EZ touch thumb wheel

W⁸ SERIES PROPORTIONAL CONTROL



- » OEM "Plug-In-Play"™ port
- » 6-Segment blue LCD digital display
- » 2-8 Brake magnets
- » "Up-Front" manual over-ride control
- » No leveling required
- » Mounting hardware included
- » Manual override activates brake lights
- » Compatible with ABS & cruise control
- » Reverse polarity protection
- » Short circuit protection
- » Pigtail harness
- » Mounts in any position
- » FET technology (Field Effect Transistor)
- » EZ touch thumb wheel

W¹⁰ SERIES GYRO ACCELEROMETER



- » OEM "Plug-In-Play"™ port
- » 2-8 Brake magnets
- » Mounting hardware included
- » Reverse polarity protection
- » Short circuit protection
- » Pigtail harness
- » Mounts in any position
- » Overload indicator
- » Manual brake activates brake lights
- » FET technology (field effect transistor)

DESCRIPTION

Time Actuated 2-Segment LED Display, W4 Series
 Time Actuated 2-Segment Digital Display, W6 Series
 Proportional, 6 Digit LCD Display, W8 Series
 Gyro-Accelerometer, 8 Segment LCD Digital, W10 Series

BRAKE CONTROLLER

Time Actuated 2-Segment LED Display, W4 Series	65-75510
Time Actuated 2-Segment Digital Display, W6 Series	65-75520
Proportional, 6 Digit LCD Display, W8 Series	65-75813
Gyro-Accelerometer, 8 Segment LCD Digital, W10 Series	65-75814

WIRING HARNESSES



- » Engineered to highest industry standards
- » Designed to mate seamlessly with original equipment systems
- » 12 & 16 gauge wire for lasting durability & safety
- » Complete comprehensive installation instructions
- » 100% copper stranded wire
- » For use with all Westin brake controllers

WARRANTY: Limited Lifetime



FACTORY BRAKE CONTROL HARNESS LOCATIONS:

A	Under dash, near emergency brake pedal.	E	Under dash, left side of center console.
B	Under dash, right of steering column.	F	Under dash, passenger side.
C	Under dash, left of steering column.	G	Kick panel pocket, driver's side.
D	Under dash, right side of center console.	H	Under dash, behind center console

START	END	MAKE	MODEL	LOCATION	HARNESS
2008	2016	Buick	Enclave	A	65-75289
2000	2002	Cadillac	Escalade	C	65-75283
2003	2006	Cadillac	Escalade EXT/ESV	C	65-75284
2015	2016	Cadillac	Escalade/Escalade ESV	C	65-75296
2007	2016	Chevrolet/GMC	Acadia	A	65-75289
2003	2006	Chevrolet/GMC	Avalanche	C	65-75284
2000	2002	Chevrolet/GMC	Avalanche	C	65-75283
1999	2002	Chevrolet/GMC	Silverado/Sierra	C	65-75283
2003	2006	Chevrolet/GMC	Silverado/Sierra	C	65-75284
2014	2016	Chevrolet/GMC	Silverado/Sierra 1500	A	65-75296
2003	2018	Chevrolet/GMC	Silverado/Sierra 1500	-	65-71157
1999	2018	Chevrolet/GMC	Silverado/Sierra 2500/3500	-	65-71157
2015	2016	Chevrolet/GMC	Silverado/Sierra 2500/3500	A	65-75296
2007	2007	Chevrolet/GMC	Silverado/Sierra Classic - Amber Turn Signal	C	65-75284
2015	2016	Chevrolet/GMC	Suburban	C	65-75296
2000	2002	Chevrolet/GMC	Suburban / Tahoe	C	65-75283
2003	2006	Chevrolet/GMC	Suburban / Tahoe	C	65-75284
2015	2016	Chevrolet/GMC	Tahoe	C	65-75296

CONTINUED ON NEXT PAGE ➡

CONTINUED	START	END	MAKE	MODEL	LOCATION	HARNESS
2009	2016		Chevrolet/GMC	Traverse	A	65-75289
2000	2007		Chevrolet/GMC	Yukon/Denali	C	65-75283
2003	2006		Chevrolet/GMC	Yukon/Denali	C	65-75284
2015	2016		Chevrolet/GMC	Yukon/Yukon XL	C	65-75296
2007	2009		Dodge	Aspen - W / Tow Package	A	65-75281
1997	2011		Dodge	Dakota - W / Tow Package	A	65-75281
1998	2009		Dodge	Durango - W / Tow Package	A	65-75281
2011	2014		Dodge	Durango - W / Tow Package	C	65-75294
1995	2009		Dodge	Ram - W / Tow Package	A	65-75281
2009	2018		Dodge	Ram 1500 (w/tow pkg)	-	65-71157
2010	2018		Dodge	Ram 2500/3500 (w/tow pkg)	-	65-71157
2010	2012		Dodge	Ram 1500/2500/3500	C	65-75293
2013	2014		Dodge/Ram	Ram 1500/2500/3500	B	65-75295
1992	1993		Ford	Bronco	B	65-75070
1994	1996		Ford	Bronco	B	65-75280
1992	2008		Ford	Econoline	B	65-75280
2009	2014		Ford	Econoline	B	65-75290
2000	2005		Ford	Excursion	B	65-75280
1997	2012		Ford	Expedition	B	65-75280
2013	2014		Ford	Expedition	H	65-75290
2002	2014		Ford	Explorer - W / Tow Package	B	65-75280
2000	2018		Ford	F-150/250/350 (w/tow pkg)	-	65-71157
2009	2016		Ford	F-150	H	65-75292
2004	2004		Ford	F-150 - Heritage Edition	B	65-75280
2004	2008		Ford	F-150 - New Body Style	B	65-75280
1997	2003		Ford	F-150/250 LD	B	65-75280
1994	1996		Ford	F-150/350	B	65-75280
1999	2004		Ford	F-250/350	B	65-75280
2005	2007		Ford	F-250/350	B	65-75287
2008	2016		Ford	F-250/550	H	65-75290
2005	2007		Ford	F-450/550	B	65-75287
2009	2011		Ford	Flex	H	65-75280
2012	2013		Ford	Flex	H	65-75292
2014	2014		Ford	Flex	H	65-75290
1992	1993		Ford	F-Series	B	65-75070
1995	2003		Ford	Windstar - W / Tow Package	B	65-75280
2009	2016		Honda	Pilot	A	65-75288
2006	2014		Honda	Ridgeline - W / Tow Package	A	65-75288
2003	2007		Hummer	H2	C	65-75284
2011	2013		Jeep	Grand Cherokee	C	65-75294
2009	2011		Kia	Borrego	G	65-75291
2005	2009		Land Rover	LR-3	B	65-75280
2005	2014		Land Rover	Rover	B	65-75280
2010	2014		Lexus	GX 460	C	65-75285
2003	2009		Lexus	GX 470	C	65-75285
2003	2007		Lexus	LX 470	C	65-75285
2008	2010		Lexus	LX 570	C	65-75285
2006	2008		Lincoln	Mark LT	B	65-75280
2010	2011		Lincoln	MKT	B	65-75280
2012	2015		Lincoln	MKT	B	65-75292
1998	2011		Lincoln	Navigator	B	65-75280
2002	2010		Mercury	Mountaineer - W / Tow Package	B	65-75280
2005	2014		Nissan	Pathfinder / Frontier	E	65-75286
2004	2018		Nissan	Titan	-	65-71157
2004	2014		Nissan	Titan / Armada	E	65-75286
2007	2009		Saturn	Outlook	A	65-75289
2003	2014		Toyota	4Runner / Sequoia / Tundra	G	65-75285
2007	2014		Toyota	Tacoma	G	65-75285
2014	2018		Toyota	Tundra (w/factory 7 blade)	-	65-71157

BRAKE CONTROL WIRING HARNESSES KIT



DESCRIPTION	HARNESS
Brake Control Wiring Harness Kit w/7-Way Trailer Connector & Attachment Hardware	65-75607

PUSH-TO-TEST BREAK-AWAY KIT

- » Push-To-Test confirms battery is fully charged, charging or low
- » 5 AMP hour battery
- » Built in battery charger
- » Breakaway switch
- » Mounting hardware

WARRANTY: Limited Lifetime




DESCRIPTION	BREAK AWAY KIT
Replacement, Break-away Switch	65-75005
Replacement, 5 AMP Battery	65-75023
Breakaway Kit, 5 AMP Battery, Battery Case, Breakaway Switch, Battery Charger & Mounting Hardware	65-75028
Push-to-Test Break-away System	65-75840

WESTiN® T-CONNECTORS

TOWING

- » Complete one-piece harness designs
- » Engineered to the highest industry standards
- » Designed to mate seamlessly with OEM systems
- » 100% copper stranded wire
- » All T-Connectors contain OEM quality harness components, terminals, and connection housings
- » Professional installation recommended



START	END	MAKE	MODEL	ELEC. SYSTEM TYPE	WIRING LOC.	INSTALL TIME (MIN)	NOTES	PART NO.
1997	2003	Acura	CL & CL 2.2	3W	C	5		65-63101
1994	2001	Acura	Integra	3W	C	5		65-63101
2001	2006	Acura	MDX	3W	C, D	10		65-63101
2007	2018	Acura	RDX	3W	D	10		65-63110
1996	2001	Acura	RL	3W	C	5		65-63101
1996	2003	Acura	TL Series	3W	C	5		65-63101
2009	2015	Audi	Q3 (With tow package)					65-60012
2009	2015	Audi	Q3 (With tow package)					65-60013
2009	2014	Audi	Q5 (with tow package)					65-60012
2009	2014	Audi	Q5 (with tow package)					65-60013
2007	2017	Audi	Q7 (w/tow pkg)					65-60974
2007	2017	Audi	Q7 (with tow package)					65-60012
2007	2017	Audi	Q7 (with tow package)					65-60013
2008	2012	Buick	Enclave	2W	A, B	5		65-60067
2013	2018	Buick	Enclave (w/tow package)					65-60974
2013	2017	Buick	Enclave (w/tow pkg)					65-60920
2008	2017	Buick	Enclave (with tow package)					65-60012
2008	2017	Buick	Enclave (with tow package)					65-60013
2004	2007	Buick	Rainier					65-60012
2004	2007	Buick	Rainier					65-60013
2004	2007	Buick	Rainier					65-60920
2002	2006	Cadillac	Escalade					65-60012
2002	2006	Cadillac	Escalade					65-60013
2007	2017	Cadillac	Escalade/EXT/ESV					65-60012
2007	2017	Cadillac	Escalade/EXT/ESV					65-60013
2014	2016	Cadillac	Escalade/EXT/ESV					65-60920
2005	2011	Chevrolet	Corvette					65-62060
2002	2013	Chevrolet	Avalanche					65-60012
2002	2013	Chevrolet	Avalanche					65-60013
2002	2013	Chevrolet	Avalanche					65-60920
1999	2000	Chevrolet	C/K Series					65-60003
2012	2013	Chevrolet	Camaro (w/out LED taillights)					65-62060
2015	2018	Chevrolet	Canyon (w/tow pkg)					65-60974
2008	2015	Chevrolet	Canyon (with tow package)					65-60012
2008	2015	Chevrolet	Canyon (with tow package)					65-60013
2004	2012	Chevrolet	Colorado	3W	E	10		65-60022
2015	2018	Chevrolet	Colorado (w/tow pkg)					65-60974
2008	2018	Chevrolet	Colorado (with tow package)					65-60012
2008	2018	Chevrolet	Colorado (with tow package)					65-60013
2010	2018	Chevrolet	Equinox	2W	A, B	10		65-60072
2003	2016	Chevrolet	Express	2W	C, D	30		65-60045
2000	2002	Chevrolet	Express	3W	C, D	10		65-60044
1996	1999	Chevrolet	Express	3W	C, D	10		65-60042
2008	2016	Chevrolet	Express Van (w/tow pkg)					65-60974
2008	2017	Chevrolet	Express Van (with tow package)					65-60012
2008	2017	Chevrolet	Express Van (with tow package)					65-60013
1988	1998	Chevrolet	Full Size Truck					65-60003
1968	1984	Chevrolet	Full Size Truck					65-60001
2006	2013	Chevrolet	Impala	2W	B	10		65-60061
2008	2012	Chevrolet	Malibu	2W	A, B	5	Does not fit LTZ model	65-60067
1998	2004	Chevrolet	S-10/15					65-60021
2014	2018	Chevrolet	Silverado 15/25/3500					65-60974
2003	2018	Chevrolet	Silverado 1500					65-60012
2003	2018	Chevrolet	Silverado 1500					65-60013
2003	2013	Chevrolet	Silverado 1500					65-60920
1999	2018	Chevrolet	Silverado 2500/3500					65-60012
1999	2018	Chevrolet	Silverado 2500/3500					65-60013
1999	2013	Chevrolet	Silverado 2500/3500					65-60920
2017	2018	Chevrolet	Suburban					65-60974
2000	2018	Chevrolet	Suburban					65-60012
2000	2018	Chevrolet	Suburban					65-60013
2000	2016	Chevrolet	Suburban					65-60920
1992	1999	Chevrolet	Suburban					65-60003
1973	1984	Chevrolet	Suburban					65-60001
2015	2018	Chevrolet	Suburban 3500HD					65-60012
2015	2018	Chevrolet	Suburban 3500HD					65-60013
2018	2018	Chevrolet	Tahoe					65-60974
2000	2018	Chevrolet	Tahoe					65-60012
2000	2018	Chevrolet	Tahoe					65-60013
2007	2017	Chevrolet	Tahoe					65-60920
1995	2000	Chevrolet	Tahoe					65-60003
2010	2016	Chevrolet	Terrain	2W	A, B	10		65-60072
2002	2009	Chevrolet	Trailblazer					65-60012
2002	2009	Chevrolet	Trailblazer					65-60013
2002	2009	Chevrolet	Trailblazer					65-60920
2009	2012	Chevrolet	Traverse	2W	A, B	10		65-60067
2010	2018	Chevrolet	Traverse (with tow package)					65-60013
2013	2018	Chevrolet	Traverse (w/tow pkg)					65-60974
2013	2018	Chevrolet	Traverse (w/tow pkg)					65-60920

CONTINUED ON NEXT PAGE ➡

TOWING

T-CONNECTORS

START	END	MAKE	MODEL	ELEC. SYSTEM TYPE	WIRING LOC.	INSTALL TIME (MIN)	NOTES	PART NO.
2010	2018	Chevrolet	Traverse (with tow package)					65-60012
2007	2008	Chrysler	Aspen (w/factory 7-way)					65-61003
2007	2009	Chrysler	Aspen (with tow package)					65-60012
2007	2009	Chrysler	Aspen (with tow package)					65-60013
2011	2016	Chrysler	Caravan / Grand Caravan	3W	A, B	35		65-61029
2004	2007	Chrysler	Caravan / Grand Caravan	2W	A, B	10		65-61025
2004	2008	Chrysler	Pacifica (w/factory 7-way)					65-61003
2000	2010	Chrysler	PT Cruiser	3W	A, B	30		65-61041
2011	2016	Chrysler	Town & Country	2W	A, B	35		65-61029
2004	2007	Chrysler	Town & Country	2W	A, B	10		65-61025
2004	2007	Chrysler	Town & Country w/ Stow-N-Go	2W	A, B	10		65-61025
2008	2012	Dodge	Caliber					65-61028
2003	2006	Dodge	Ram 2500/3500					65-61004
1995	2003	Dodge	Dakota	2W	E, G	10		65-61002
2000	2010	Dodge	Dakota (w/factory 7-way)					65-61003
2000	2007	Dodge	Durango (w/factory 7-way)					65-61003
2013	2018	Dodge	Durango (w/tow pkg)					65-60974
2007	2018	Dodge	Durango (with tow package)					65-60012
2007	2018	Dodge	Durango (with tow package)					65-60013
2009	2009	Dodge	Journey	3W	C, D	15		65-61051
2011	2014	Dodge	Journey (w/ LED Taillights)	3W	A, B	35	With LED Taillights	65-61053
2009	2010	Dodge	Journey (with tow package)					65-60012
2009	2010	Dodge	Journey (with tow package)					65-60013
2007	2009	Dodge	Nitro	3W	A, B	10		65-61027
2007	2009	Dodge	Nitro (with tow package)					65-60012
2007	2009	Dodge	Nitro (with tow package)					65-60013
1995	2001	Dodge	Ram 1500	2W	E, F	5		65-61002
2009	2018	Dodge	Ram 1500 (w/tow pkg)					65-60974
2009	2018	Dodge	Ram 1500 (with tow package)					65-60012
2009	2018	Dodge	Ram 1500 (with tow package)					65-60013
2000	2008	Dodge	Ram 1500 (w/factory 7-way)					65-61003
1995	2002	Dodge	Ram 25/3500	2W	E, F	5		65-61002
2000	2009	Dodge	Ram 25/3500 (w/factory 7-way)					65-61003
2001	2003	Dodge	Ram Van (Full Size)					65-61003
2004	2015	Ford	Econoline E-Series Van (w/out tow pkg)					65-62060
2007	2010	Ford	Edge					65-62060
2008	2012	Ford	Escape					65-62060
2004	2007	Ford	Focus (excl. Sedan)					65-62060
2011	2011	Ford	Ranger					65-62060
1980	1986	Ford	Bronco	2W	F	5		65-62002
2004	2014	Ford	Econoline	2W	A, B	10		65-62016
1995	2003	Ford	Econoline	2W	A, B	10		65-62004
2004	2015	Ford	Econoline Van (with factory 7 blade)					65-60012
2004	2015	Ford	Econoline Van (with factory 7 blade)					65-60013
2011	2014	Ford	Edge	3W	A, B	35		65-62057
2007	2010	Ford	Edge	2W	A, B	35		65-62055
2013	2016	Ford	Escape	3W	A, B	35		65-62076
2008	2012	Ford	Escape	2W	A, B	10		65-62055
2008	2012	Ford	Escape	2W	A, B	10	Vehicle with OE Tow Package w/o Backup Sensors	65-62059
2013	2016	Ford	Escape (w/tow pkg)					65-60974
2013	2017	Ford	Escape (with tow package)					65-60012
2013	2017	Ford	Escape (with tow package)					65-60013
1997	1999	Ford	Escort	2W	A, B	10		65-62004
1998	2003	Ford	Escort ZX2	2W	A, B	10		65-62004
2000	2005	Ford	Excursion					65-60012
2000	2005	Ford	Excursion					65-60013
1997	2003	Ford	Expedition	2W	A, B	10		65-62004
2013	2018	Ford	Expedition (w/factory 7 blade)					65-60974
1999	2017	Ford	Expedition (with factory 7 blade)					65-60012
1999	2017	Ford	Expedition (with factory 7 blade)					65-60013
2011	2015	Ford	Explorer	3W	C, D	35	Powered Converter	65-62068
2002	2003	Ford	Explorer	2W	1, 2	10		65-62004
2014	2016	Ford	Explorer (w/factory 7 blade)					65-60974
2002	2016	Ford	Explorer (with factory 7 blade)					65-60012
2002	2016	Ford	Explorer (with factory 7 blade)					65-60013
2001	2003	Ford	Explorer Sport	2W	A, B	10		65-62004
2007	2010	Ford	Explorer Sport Trac (with tow package)					65-60012
2007	2010	Ford	Explorer Sport Trac (with tow package)					65-60013
2005	2007	Ford	F150	2W	G	5		65-62017
1997	2003	Ford	F150	2W	E	5	Flareside Only (New Body)	65-62004
1987	1996	Ford	F-150	2W	E	5		65-62003
1980	1986	Ford	F-150	2W	E	5	Old Body	65-62002
2000	2018	Ford	F-150 (with tow package)					65-60012
2000	2018	Ford	F-150 with tow package					65-60013
2000	2018	Ford	F-150/250/350 (w/tow pkg)					65-60974
1987	1996	Ford	F-250	2W	E	5		65-62003
1980	1986	Ford	F-250	2W	E	5		65-62002
2005	2008	Ford	F250 / F350 Super Duty	2W	G	5		65-62018
2000	2018	Ford	F-250/350 (with tow package)					65-60012
2000	2018	Ford	F-250/350 (with tow package)					65-60013
1997	1997	Ford	F-250HD	2W	E	5		65-62003
1997	2003	Ford	F250LD	2W	E	5	Flareside Only	65-62004
1987	1996	Ford	F-350	2W	E	5		65-62003
1980	1986	Ford	F-350	2W	E	5		65-62002
1997	1997	Ford	F-350HD	2W	E	5		65-62003
2008	2016	Ford	F-450/550					65-60012
2008	2016	Ford	F-450/550					65-60013
2000	2007	Ford	F-450/550					65-60974
2011	2014	Ford	Fiesta Sedan	2W	A, B	35		65-62065
2009	2018	Ford	Flex	2W	A, B	15		65-62048
2009	2018	Ford	Flex (with tow package)					65-60012

CONTINUED ON NEXT PAGE ➔

WESTIN® T-CONNECTORS

TOWING

START	END	MAKE	MODEL	ELEC. SYSTEM TYPE	WIRING LOC.	INSTALL TIME (MIN)	NOTES	PART NO.
2009	2018	Ford	Flex (with tow package)					65-60013
2012	2015	Ford	Focus Hatchback	3W	A, B	35		65-62081
2012	2016	Ford	Focus Sedan	3W	C, D	35		65-62080
2000	2003	Ford	Focus Wagon	2W	A, B	10	Vehicles built before 11/2002	65-62004
2004	2007	Ford	Freestar	2W	A, B	35		65-62055
1973	1979	Ford	F-Series Pickups	3W	G	5		65-62001
2006	2012	Ford	Fusion	2W	C, D	30		65-62065
2000	2003	Ford	Ranger	2W	A, B	10		65-62004
1986	1992	Ford	Ranger Pickups	3W	E	10		65-62021
2010	2015	Ford	Taurus	3W	C, D	15	Including SHO	65-62068
2000	2003	Ford	Taurus	2W	C, D	10	Sedan only	65-62064
2010	2012	Ford	Transit Connect	3W	A, B	35		65-62049
2015	2017	Ford	Transit T-150/250/350 XLT (w/tow pkg)					65-60012
2015	2017	Ford	Transit T-150/250/350 XLT (w/tow pkg)					65-60013
2015	2018	Ford	Transit T-Series Van (w/tow pkg)					65-60974
2007	2012	GMC	Acadia	2W	A, B	10		65-60014
2013	2017	GMC	Acadia (w/tow pkg)					65-60920
2007	2016	GMC	Acadia (with tow package)					65-60012
2007	2016	GMC	Acadia (with tow package)					65-60013
2017	2018	GMC	Acadia Limited (w/tow pkg)					65-60920
2017	2018	GMC	Acadia Limited (with tow package)					65-60012
2017	2018	GMC	Acadia Limited (with tow package)					65-60013
2004	2012	GMC	Canyon	3W	E	10		65-60022
2001	2014	GMC	Denali					65-60012
2001	2014	GMC	Denali					65-60013
2001	2014	GMC	Denali					65-60920
1999	2000	GMC	Denali					65-60003
2002	2009	GMC	Envoy (w/tow pkg)					65-60920
2002	2009	GMC	Envoy (with tow package)					65-60012
2002	2009	GMC	Envoy (with tow package)					65-60013
1973	1984	GMC	Jimmy (full size)					65-60001
1992	1994	GMC	Jimmy (full size)					65-60003
2003	2016	GMC	Savana	2W	C, D	30		65-60045
2000	2002	GMC	Savana	3W	C, D	10		65-60044
1996	1999	GMC	Savana	3W	C, D	10		65-60042
2008	2018	GMC	Savana Van (full size) (w/tow pkg)					65-60974
2008	2017	GMC	Savana Van (full size) (with tow package)					65-60012
2008	2017	GMC	Savana Van (full size) (with tow package)					65-60013
2003	2018	GMC	Sierra 1500					65-60012
2003	2018	GMC	Sierra 1500					65-60013
2003	2013	GMC	Sierra 1500					65-60920
2014	2018	GMC	Sierra 1500/2500/3500					65-60974
1999	2018	GMC	Sierra 2500/3500					65-60012
1999	2018	GMC	Sierra 2500/3500					65-60013
1999	2013	GMC	Sierra 2500/3500					65-60920
1998	2004	GMC	Sonoma					65-60021
2003	2009	GMC	Sprinter (w/factory 7-way)					65-61003
2000	2017	GMC	Yukon					65-60920
2007	2016	GMC	Yukon					65-60974
2000	2014	GMC	Yukon					65-60012
2000	2014	GMC	Yukon					65-60013
1992	1999	GMC	Yukon					65-60003
2015	2017	GMC	Yukon/Yukon XL					65-60012
2015	2017	GMC	Yukon/Yukon XL					65-60013
2006	2015	Honda	Civic Sedan (except Hybrid)					65-63104
1994	2002	Honda	Accord Coupe	3W	C	5		65-63101
1994	2002	Honda	Accord Sedan	3W	C	5		65-63101
2010	2012	Honda	Crosstour	3W	D	10		65-63110
2012	2016	Honda	CR-V	3W	C	20		65-63120
2007	2011	Honda	CR-V	3W	C, D	20		65-63106
1997	2006	Honda	CR-V	3W	C	5		65-63101
2003	2004	Honda	Element	3W	C	5		65-63101
2011	2016	Honda	Odyssey	3W	C	20		65-63116
2005	2010	Honda	Odyssey	3W	D	20		65-63107
1995	2004	Honda	Odyssey	3W	C	5		65-63101
2009	2011	Honda	Pilot	3W	C & F	20	Converter plugs in behind driver's side cargo panel and 7-Way plugs in under bumper, center of vehicle	65-63112
2003	2008	Honda	Pilot	3W	C, D	5		65-63101
2001	2002	Honda	Prelude	3W	C, D	5		65-63101
2006	2014	Honda	Ridgeline	3W	A, B	10		65-63150
2003	2010	Hummer	H2					65-60012
2003	2010	Hummer	H2					65-60013
2003	2010	Hummer	H2 SUT					65-60012
2003	2010	Hummer	H2 SUT					65-60013
2006	2010	Hummer	H3					65-60012
2006	2010	Hummer	H3					65-60013
2009	2010	Hummer	H3 SUT					65-60012
2009	2010	Hummer	H3 SUT					65-60013
2007	2012	Hyundai	Santa Fe	3W	E	10	OE Replacement 4-Flat	65-66202
2010	2013	Hyundai	Tucson	3W	A, B	35		65-66212
2004	2015	Infiniti	QX56 (with tow package)					65-60012
2009	2015	Infiniti	QX56 (with tow package)					65-60013
2014	2017	Infiniti	QX60					65-60012
2014	2017	Infiniti	QX60					65-60013
2014	2017	Infiniti	QX80					65-60012
2014	2017	Infiniti	QX80					65-60013
2003	2008	Isuzu	Ascender					65-60012
2003	2008	Isuzu	Ascender					65-60013
2003	2008	Isuzu	Ascender					65-60920
1998	2001	Isuzu	Hombre					65-60021

CONTINUED ON NEXT PAGE ➔

TOWING

T-CONNECTORS

START	END	MAKE	MODEL	ELEC. SYSTEM TYPE	WIRING LOC.	INSTALL TIME (MIN)	NOTES	PART NO.
2006	2008	Isuzu	I-280, I-350	3W	E	10		65-60022
2007	2008	Isuzu	I-290, I-370	3W	E	10		65-60022
1996	1999	Isuzu	Oasis	3W	C	10		65-63101
2007	2018	Jeep	Wrangler JK Unlimited					65-61124
2005	2006	Jeep	Wrangler Unlimited					65-61123
2014	2016	Jeep	Cherokee (w/tow pkg)					65-60974
2014	2016	Jeep	Cherokee (with tow package)					65-60012
2014	2016	Jeep	Cherokee (with tow package)					65-60013
2006	2010	Jeep	Commander (w/factory 7-way)					65-61103
2007	2013	Jeep	Grand Cherokee	2W	A, B	10		65-61117
2000	2010	Jeep	Grand Cherokee (w/factory 7-way)					65-61003
2011	2018	Jeep	Grand Cherokee (w/tow pkg)					65-60974
2011	2017	Jeep	Grand Cherokee (with tow package)					65-60012
2011	2017	Jeep	Grand Cherokee (with tow package)					65-60013
2008	2012	Jeep	Liberty	3W	A, B	15		65-61027
2002	2007	Jeep	Liberty	3W	A, B	10		65-61104
2004	2007	Jeep	Liberty (w/factory 7-way)					65-61003
2008	2010	Jeep	Liberty (with tow package)					65-60012
2008	2010	Jeep	Liberty (with tow package)					65-60013
1997	1997	Jeep	Wrangler	2W	E, G	10		65-61121
1991	1995	Jeep	Wrangler	2W	E, G	10		65-61121
2004	2017	Jeep	Wrangler (w/factory 7-way)					65-61003
2009	2009	Kia	Borrego (with tow package)					65-60012
2009	2009	Kia	Borrego (with tow package)					65-60013
2007	2010	Kia	Rondo LX	3W	A, B	15		65-66003
2011	2013	Kia	Sorento 4 Cylinder & 6 Cylinder w/o Tow Package	3W	A, B	35	Except SX models	65-66004
2010	2016	Kia	Soul	3W	A, B	15		65-66003
2013	2014	Land Rover	LR4 (with tow package)					65-60012
2013	2014	Land Rover	LR4 (with tow package)					65-60013
2013	2014	Land Rover	Range Rover (with tow package)					65-60012
2013	2014	Land Rover	Range Rover (with tow package)					65-60013
2007	2010	Lincoln	MKX					65-62060
2003	2015	Lincoln	Navigator					65-62060
2003	2004	Lincoln	Aviator	2W	A, B	10		65-62004
2003	2006	Lincoln	Aviator (with factory 7 blade)					65-60012
2003	2006	Lincoln	Aviator (with factory 7 blade)					65-60013
2006	2008	Lincoln	Mark LT (with tow package)					65-60012
2006	2008	Lincoln	Mark LT (with tow package)					65-60013
2013	2015	Lincoln	MKS	3W	C, D	10		65-62068
2009	2014	Lincoln	MKT (with tow package)					65-60012
2009	2014	Lincoln	MKT (with tow package)					65-60013
2011	2015	Lincoln	MKX	2W	A, B	35		65-62058
2007	2009	Lincoln	MKX	2W	A, B	35		65-62055
1998	2003	Lincoln	Navigator	2W	A, B	10	OE Replacement 4-Flat	65-62004
2013	2018	Lincoln	Navigator (w/tow pkg)					65-60974
1999	2017	Lincoln	Navigator (with tow package)					65-60012
1999	2017	Lincoln	Navigator (with tow package)					65-60013
2014	2018	Mazda	3					65-62300
2003	2008	Mazda	8					65-62300
1994	2009	Mazda	B-Series					65-62023
2005	2011	Mazda	Mariner					65-62060
2008	2011	Mazda	Tribute					65-62060
2005	2007	Mazda	Tribute					65-62045
2005	2010	Mazda	9-7X					65-60012
2005	2010	Mazda	9-7X					65-60013
2005	2010	Mazda	9-7X					65-60920
2007	2012	Mazda	CX-7 w/ Tow Package	3W	D	20		65-62300
2008	2016	Mazda	Miata MX-5					65-62300
2008	2011	Mazda	Tribute	2W	A, B	10		65-62055
1998	2014	Mercedes	M Class (with tow package)					65-60012
1998	2014	Mercedes	M Class (with tow package)					65-60013
2008	2011	Mercury	Mariner	2W	A, B	45		65-62055
2004	2007	Mercury	Monterey	2W	A, B	45		65-62055
2002	2003	Mercury	Mountaineer	2W	A, B	10		65-62004
2002	2010	Mercury	Mountaineer (with factory 7 blade)					65-60012
2002	2010	Mercury	Mountaineer (with factory 7 blade)					65-60013
2000	2003	Mercury	Sable Sedan	2W	C, D	10		65-62064
1997	1999	Mercury	Tracer	2W	A, B	10		65-62004
2006	2009	Mitsubishi	Raider (w/factory 7-way)					65-61003
2004	2017	Nissan	Armada					65-60012
2004	2017	Nissan	Armada					65-60013
2013	2017	Nissan	Pathfinder (with tow package)					65-60012
2013	2017	Nissan	Pathfinder (with tow package)					65-60013
2004	2018	Nissan	Titan					65-60974
2004	2018	Nissan	Titan					65-60012
2004	2018	Nissan	Titan					65-60013
2005	2012	Nissan/Suzuki	Pathfinder					65-64004
2002	2004	Oldsmobile	Bravada					65-60012
2002	2004	Oldsmobile	Bravada					65-60013
2002	2004	Oldsmobile	Bravada					65-60920
2004	2004	Plymouth	Voyager & Grand Voyager	2W	A, B	10		65-61025
2013	2014	Porsche	Cayenne (with tow package)					65-60012
2013	2014	Porsche	Cayenne (with tow package)					65-60013
2009	2018	Ra,	Ram 1500 (w/tow pkg)					65-60974
2009	2018	Ra,	Ram 1500 (with tow package)					65-60012
2009	2018	Ra,	Ram 1500 (with tow package)					65-60013
2012	2016	Ram	C/V Tradesman	2W	A, B	35		65-61029
2014	2017	Ram	Promaster (w/tow pkg)					65-60974
2010	2018	Ram	Ram 2500/3500 (with tow package)					65-60012
2010	2018	Ram	Ram 2500/3500 (with tow package)					65-60013

CONTINUED ON NEXT PAGE ➔

T-CONNECTORS

START	END	MAKE	MODEL	ELEC. SYSTEM TYPE	WIRING LOC.	INSTALL TIME (MIN)	NOTES	PART NO.
2010	2018	Ram	Ram Pickup 2500/3500 (w/tow pkg)					65-60974
2014	2017	Ram	Ram Promaster 1500/2500/3500 (w/tow pkg)					65-60012
2014	2017	Ram	Ram Promaster 1500/2500/3500 (w/tow pkg)					65-60013
2014	2015	Ram	Tradesman					65-61003
2007	2010	Saturn	Outlook (w/tow pkg)					65-60920
2007	2010	Saturn	Outlook (with tow package)					65-60012
2007	2010	Saturn	Outlook (with tow package)					65-60013
2009	2016	Subaru	Forester	3W	C	15		65-66302
2010	2014	Subaru	Outback	3W	C	15		65-66302
1993	1998	Toyota	T-100					65-65003
2015	2017	Toyota	4-Runner (with tow package)					65-60012
2015	2017	Toyota	4-Runner (with tow package)					65-60013
2012	2017	Toyota	Camry					65-62300
2007	2009	Toyota	Camry XLE/LE/SE/CE					65-62300
2014	2017	Toyota	Corolla					65-62300
2008	2016	Toyota	Highlander	3W	C, D	20		65-65133
2004	2010	Toyota	Prius	3W	C, D	20		65-65418
2006	2012	Toyota	RAV4	3W	C, D	20		65-65113
2010	2016	Toyota	Sequoia (with tow package)					65-60013
2010	2016	Toyota	Sequoia (with tow package)					65-60012
2004	2010	Toyota	Sienna	3W	A, B	15		65-65202
2011	2015	Toyota	Sienna (SE 2015 Only)	3W	A, B	35		65-65203
1993	1998	Toyota	T100	3W	E, F	10		65-65002
2010	2018	Toyota	Tacoma	3W	A, B	35		65-65005
2005	2009	Toyota	Tacoma	3W	A, B	10		65-65002
2016	2017	Toyota	Tacoma (w/tow pkg)					65-60974
2015	2018	Toyota	Tundra (w/factory 7 blade)					65-60974
2014	2018	Toyota	Tundra (with factory 7 blade)					65-60012
2014	2018	Toyota	Tundra (with factory 7 blade)					65-60013
2012	2016	Volkswagon	Touareg (w/tow pkg)					65-60974
2012	2016	Volkswagon	Touareg (with tow package)					65-60012
2012	2016	Volkswagon	Touareg (with tow package)					65-60013

MULTI-FUNCTIONAL CONNECTORS

7-WAY TO 4-WAY FLAT PRE-WIRED OE CONNECTOR



TYPE	DESCRIPTION	PART NO.
Vehicle Side	7-Way Round to 4-Way Flat, OE Replacement, Combination Adapter	65-75119

CONNECTS TO	DESCRIPTION	PART NO.
Vehicle	48", 4-Way Flat, Car Side, Connector	65-75001
Vehicle	60", 4-Way Flat, Car Side, Connector	65-75002
Vehicle	7-Way U.S. Car Replacement Connector, (Repl OEM Applications)	65-75015
Vehicle	6-Way Round, Metal, Car Side, Connector	65-75036
Vehicle	48", 4-Way Flat, Car and Trailer, Loop	65-75044
Vehicle	7-Way U.S. Car Replacement Connector, 1999-2011 GM Vehicles, "Twist Lock"	65-75047
Vehicle	4-Way Round, Metal, Car Side, Connector	65-75201
Vehicle	7-Way RV Round, Plastic, Car Side Connector, w/ Rubber Seal	65-75300
Vehicle / Trailer	60", 4-Way Flat, Car and Trailer, Loop	65-75045
Vehicle / Trailer	18", 4-Way Flat, Car and Trailer, Loop	65-75185
Trailer	12", 4-Way Flat, Trailer Side, Connector	65-75004
Trailer	7-Way RV Round Plastic Trailer Side Connector w / Rubber Seal	65-75021
Trailer	6-Way Round, Metal, Trailer Side, Connector	65-75037
Trailer	Flex cable, 7-Way RV to 4-Way Flat	65-75065
Trailer	Flex cable, 7-Way RV to 5-Way Flat	65-75075
Trailer	4-Way Round, Metal, Trailer Side, Connector	65-75202

7-WAY TO 4-WAY FLAT PRE-WIRED OE CONNECTOR



TYPE	DESCRIPTION	PART NO.
Vehicle Side	7-Way to 4-Way Flat, Harness w/ Mounting Bracket	65-75144

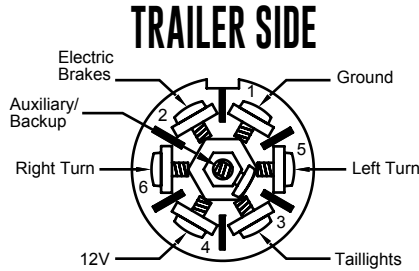
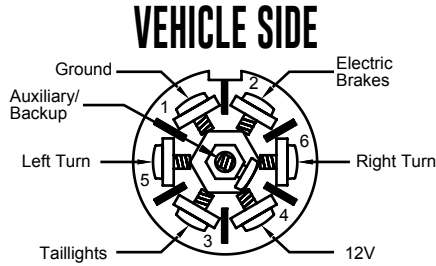
6-WAY TO 4-WAY FLAT PRE-WIRED OE CONNECTOR



TYPE	DESCRIPTION	PART NO.
Vehicle Side	6-Way Round to 4-Way Flat, Harness w/ Mounting Bracket	65-75143

CONNECTOR ACCESSORIES	PART NO.
4-Way Flat, Connector Cover, w / Integral LED Tester	65-75904
Dust Cover, 4-Way Flat Connector	65-75112
Mounting Bracket, 4-Way Flat Connector	65-75470

ADAPTERS



7-WAY FLAT TO 4-FLAT VEHICLE SIDE/TRAILER SIDE



TYPE	DESCRIPTION	PART NO.
Vehicle Side / Trailer Side	7-Way Flat Pin to 4-Way Flat	65-75702

7-WAY ROUND TO 5-FLAT VEHICLE SIDE/TRAILER SIDE



TYPE	DESCRIPTION	PART NO.
Vehicle Side / Trailer Side	7-Way Round to 5-Way Flat	65-75703

7-WAY ROUND TO 6-WAY VEHICLE SIDE/TRAILER SIDE



TYPE	DESCRIPTION	PART NO.
Vehicle Side / Trailer Side	7-Way Round to 6-Way, Brakes to Outer Pin (S)	65-75704

7-WAY ROUND TO 4-FLAT LED VEHICLE SIDE/TRAILER SIDE



TYPE	DESCRIPTION	PART NO.
Vehicle Side / Trailer Side	7-Way to 4-Flat Adapter, w/ LED Dust Cap Tester	65-75707

7-WAY ROUND TO 6-WAY VEHICLE SIDE/TRAILER SIDE



TYPE	DESCRIPTION	PART NO.
Vehicle Side / Trailer Side	7-Way Round to 6-Way, Brakes to Center Pin (A)	65-75708

7-WAY RV TO 4-WAY FLAT VEHICLE SIDE/TRAILER SIDE



TYPE	DESCRIPTION	PART NO.
Vehicle Side / Trailer Side	Flex Cable, 7-Way RV to 4-Way Flat	65-75065

7-WAY RV TO 5-WAY FLAT VEHICLE SIDE/TRAILER SIDE



TYPE	DESCRIPTION	PART NO.
Vehicle Side / Trailer Side	Flex Cable, 7-Way RV to 5-Way Flat	65-75075

MOUNTING BRACKETS

4-WAY FLAT CONNECTOR MOUNTING BRACKET



DESCRIPTION	PART NO.
Mounting Bracket, 4-way Flat Connector	65-75470

4-5-6 WAY ROUND CONNECTOR/MOUNTING BRACKET




DESCRIPTION	PART NO.
Mounting Bracket, 4, 5 & 6-Way Round, Connectors	65-75471

7-WAY RV STYLE RV/MOUNTING BRACKET



DESCRIPTION	PART NO.
Mounting Bracket, RV Style	65-75473

7-WAY UNIVERSAL OE STYLE MOUNTING BRACKET



DESCRIPTION	PART NO.
Mounting Bracket, Universal & OEM Style	65-75474

6-7 WAY ROUND ATTACHMENT BRACKET W/ CLAMP FOR MOUNTING



DESCRIPTION	PART NO.
Attachment Bracket, w/ Clamp for Mounting 6 & 7-Way Round Connectors, (Long Bracket)	65-75476

TAIL LIGHT CONVERTERS

2-WAY WIRING SYSTEMS

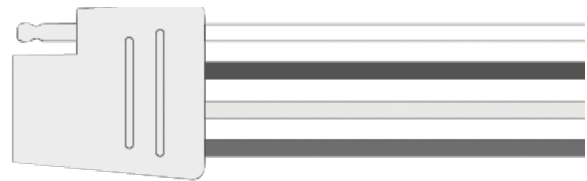
2-wire systems can be identified by the use of a single bulb on each side of the vehicle/trailer to provide both stop lamp and turn signal illumination.

3-WAY WIRING SYSTEMS

3-wire systems utilize separate wires to provide power to the stop lamp and turn signal bulbs. 3-wire systems can be identified by twin bulbs in each side of the vehicle/trailer.


4-FLAT CONNECTOR WIRING STANDARD

Tail Light Converters contain 4-flat car-side connectors. The diagram below illustrates the proper wiring pattern for these connectors.



White – Ground (-)
 Brown – Marker/Tail Lights
 Yellow – Left Turn Signal / Stop Lamps
 Green – Right Turn Signal / Stop Lamps

DESCRIPTION	TAIL LIGHT AMPS	STOP/TURN AMPS	PART NO.
Tail Light Converter, surface mount design w/ 4-way flat connector	7	4.5	65-75330
Tail Light Converter, surface mount design w/ 4-way flat connector	7.5	2.5	65-75375
Powered Tail Light Converter surface mount design w/ 4-way flat connector	10	5	65-75390




Professional installation recommended.

TRAILER BALLS

- » Available in 3 ball sizes 4 shank lengths and 2 shank diameters to choose from
- » Weight capacity range: 2,000 – 7,500 lbs.
- » Chrome finish
- » Nut and washer included

CHROME PART NO.	BALL DIAMETER [A]	SHANK LENGTH [B]	SHANK DIAMETER [C]	SHANK RISE [D]	BALL CAPACITY
65-91000	1 7/8"	1 5/8"	3/4"	5/16"	2,000 lbs.
65-91001	1 7/8"	2 1/8"	3/4"	5/16"	2,000 lbs.
65-91002	1 7/8"	3"	3/4"	5/16"	2,000 lbs.
65-91003	1 7/8"	2 1/8"	1"	5/16"	3,500 lbs.
65-91004	2"	1 3/4"	3/4"	5/16"	3,500 lbs.
65-91005	2"	2 1/8"	3/4"	5/16"	3,500 lbs.
65-91006	2"	3"	3/4"	5/16"	3,500 lbs.
65-91007	2"	2 1/8"	1"	5/16"	6,000 lbs.
65-91008	2 5/16"	2 1/8"	1"	5/16"	7,500 lbs.

MEASURING YOUR TRAILER BALL

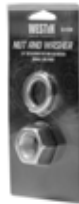


TORQUE SPECS

SHANK DIAMETER	TORQUE SPECS
3/4"	160 ft. lbs.
1"	250 ft. lbs.

NUT & WASHER

- » Durable zinc finish



PART NO.	DESCRIPTION
65-91009	3/4" replacement nut & lock washer
65-91010	1" replacement nut & lock washer

PINS & CLIPS

- » For securing ball mounts and accessories to receiver hitches



PART NO.	FINISH	DESCRIPTION
65-691100	Zinc	1/2" hitch pin with clip
65-691101	Zinc	5/8" hitch pin with clip

SAFETY CHAIN

- » Secures the trailer in case of emergency

PART NO.	MINIMUM BREAK FORCE	CHAIN LENGTH	DESCRIPTION
65-691102	2,000 lbs.	3/16" x 41"	48" Includes (2) 3/8" S-hooks
65-691103	5,000 lbs.	1/4" x 40"	48" Includes (2) 7/16" S-hooks



COUPLERS

- » Durable zinc finish
- » Lockable latch

PART NO.	TW/GTW	DESCRIPTION
65-691200	200/2,000 lbs.	1 7/8" ball, 2" channel
65-691201	200/2,000 lbs.	1 7/8" ball, 2 1/2" channel
65-691202	350/3,500 lbs.	2" ball, 2 1/2" channel
65-691203	500/5,000 lbs.	2" ball, 3" channel



RECEIVER TUBE EXTENDERS

- » Extends receiver tube providing additional clearance
- » Powder coat finish

PART NO.	SHANK SIZE	EXTENDS	TW/GTW
65-691300	1 1/4"	7"	350 lbs. / Not for towing use
65-691301	2"	8"	350/3,500 lbs.



RECEIVER TUBE ADAPTERS

- » Adapts receiver tube to a different size
- » Powder coat finish

PART NO.	ADAPTS FROM	ADAPTS TO	LENGTH	TW/GTW
65-691302	1 1/4"	2"	6 1/4"	350 lbs. / Not for towing use



CLASS I BALL MOUNTS

- » Powder coat finish

PART NO.	DROP	RISE	LENGTH	TW/GTW
65-691320	1 1/4"	3/4"	6 3/4"	350/3,500 lbs.
65-691321	2 3/4"	1 1/8"	7 1/2"	350/3,500 lbs.
65-691322	3 1/4"	2 5/8"	7 1/4"	350/3,500 lbs.



MULTI-BALL MOUNTS

- » Fully welded trailer balls
- » Powder coat finish
- » Includes 1 7/8", 2" and 2 5/16" ball sizes

PART NO.	SHANK	BALL COLOR	LENGTH	TW/GTW BALL SIZE-1 7/8"	TW/GTW BALL SIZE 2"	TW/GTW BALL SIZE-2 5/16"
65-691303	Solid	Chrome	6 3/4" & 8"	500/5,000 lbs.	750/7,500 lbs.	1,000/10,000 lbs.



CLASS III BALL MOUNTS

- » Powder coat finish

PART NO.	DROP	RISE	LENGTH	TW/GTW
65-691308	2"	3/4"	8 1/4"	750 lbs./7,500
65-691309	4"	2 3/4"	8 1/4"	750 lbs./7,500
65-691310	6"	4 3/4"	9 1/4"	750/7,500 lbs. drop / 600/6,000 lbs. rise
65-691311	8"	6 3/4"	11 1/2"	500/5,000 lbs. drop / 350/3,500 lbs. rise
65-691312	10"	8 3/4"	13"	500/5,000 lbs. drop / 350/3,500 lbs. rise



BALL MOUNT KITS

- » Chrome and black
- » Pin and clip included
- » Complete with trailer bar

PART NO.	DROP	LENGTH	TW/GTW	BALL SIZE	FINISH
65-691304	2"	8 1/4"	350/3,500 lbs.	1 7/8"	Gloss
65-691305	2"	8 1/4"	750/7,500 lbs.	2"	Gloss
65-691306	4"	8 1/4"	350/3,500 lbs.	1 7/8"	Gloss
65-691307	4"	8 1/4"	750/7,500 lbs.	2"	Gloss



WESTiN® | BUMPERS

NEW OUTLAW FRONT BUMPER



2.0" DIAMETER TUBE

1.5" DIAMETER TUBE

FINISH: Textured Black
 MATERIAL: Steel
 WARRANTY: 3 Year

SHOWN WITH OPTIONAL SKID PLATE AND LED LIGHTS

- » Mount kit included
- » Made of 14 gauge steel
- » 2" Diameter tube frame with 1.5" diameter center tubes
- » Integrated bolt-on led light mounts for up to two single or one double row 30" LED bar
- » Equipped with mount points for optional back lighting
- » Optional Outlaw skid plate available – sold separately.
- » Optional Outlaw LED light kits available – sold separately.
- » Round LED light kit with Westin auxiliary lights – sold separately.
- » Square LED light kit with Westin hyperq auxiliary lights – sold separately.

OUTLAW BUMPER LIGHT KITS



OPTIONAL LED LIGHT KIT WITH ROUND AUXILIARY LIGHTS. INCLUDES: (2) BRACKETS, (4) LED LIGHTS AND WIRING HARNESS

PART NO. 58-9905



OPTIONAL SQUARE LED LIGHT KIT WITH HYPERQ AUXILIARY LIGHTS INCLUDES: (2) BRACKETS, (4) LED LIGHTS AND WIRING HARNESS

PART NO. 58-9915

OUTLAW BUMPER SKID PLATE (OPTIONAL)



NEW OUTLAW REAR BUMPER



- » Mount kit included
- » 2" diameter tube frame
- » Optional class III/IV hitch available – sold separately
- » Retractable license plate holder conceals receiver hitch

- » Equipped with mount points for optional auxiliary lights
- » Available for vehicles with or without back-up sensors
- » Bolt-on installation - no drilling required.

RETRACTABLE LICENSE PLATE HOLDER CONCEALS RECEIVER HITCH



FINISH: Textured Black
 MATERIAL: Steel
 WARRANTY: 3 Year

OUTLAW BUMPER HITCH ACCESSORY



OPTIONAL OUTLAW BUMPER HITCH ACCESSORY WILL ONLY FIT OUTLAW REAR BUMPER. WILL NOT FIT OE STYLE BUMPERS.





OUTLAW FRONT AND REAR BUMPERS

START	END	MAKE	APPLICATION	FRONT	REAR	SKID PLATE	HITCH CLASS III/IV WT CARRYING/DIST
2015	2018	Chevrolet	Colorado	58-61055	58-81055	58-71055	58-81005H
2014	2018	Chevrolet	Silverado 1500	58-61005	58-81005	58-71005	58-81055H
2018	2018	Ford	F-150	58-61065	58-81015	-	58-81015H
2015	2017	Ford	F-150	58-61015	58-81015	58-71015	58-81015H
2014	2018	GMC	Sierra 1500 ¹	58-61005	58-81005	58-71005	58-81005H
2013	2018	Ram	Ram 1500	58-61025	58-81025	58-71025	58-81025H
2014	2018	Toyota	Tundra	58-61035	58-81035	58-71035	58-81035H
2016	2018	Toyota	Tacoma ²	58-61045	58-81045	58-71045	58-81045H

FOOTNOTES:

1. Upper front bumper fascia trimming required. For GMC Sierra Only 2. Trimming of front bumper fascia required

OPTIONAL LIGHT KITS

PART NO.	MAKE	DESCRIPTION	PRODUCT
58-9905	All	Universal for Front Outlaw Bumpers	Round Outlaw Bumper Light Kit
58-9915	All	Universal for Front Outlaw Bumpers	Square Outlaw Bumper Light Kit

OPTIONAL OUTLAW BUMPER LICENSE PLATE MOUNT

PART NO.	MAKE	DESCRIPTION	PRODUCT
58-60055	All	Universal for Front Outlaw Bumpers	Outlaw Bumper License Plate Mount



HDX FRONT BUMPER

- » Made of 7 gauge steel
- » 1-piece fully welded construction
- » Fits most medium frame 8,000-12,000 lbs winches (up to 10.25" tall)
- » Fits remote solenoid winches only*
- » Pre-drilled for winch and fairlead mounting
- » Laser-cut openings to allow engine cooling
- » Built to receive (2) 10" LED light bars
- » Optional light bar and pre-runner bar sold separately
- » 1" thick HD shackle mounts
- » Adjustable mounting brackets in the inset openings accommodate LED lights with an overall length from 11" to 12.75"
- » Application specific designs
- » Available in textured black or raw finish ** Will not fit integrated winches*



TEXTURED BLACK



RAW/PAINTABLE

FINISH: Textured Black	WARRANTY
MATERIAL: Steel	FINISH: 1 Year
	MATERIAL: Limited Lifetime

START	END	MAKE	MODEL	MINIMUM WIDTH	MAXIMUM WIDTH	HDX LED LIGHT BAR	TEXTURED BLACK	RAW
2007	2013	Chevrolet	Silverado 1500	11"	12.75"	58-95-0035	58-150715	58-15071R
2014	2015	Chevrolet	Silverado 1500	11"	12.75"	58-95-0035	58-151415	58-15141R
2016	2018	Chevrolet	Silverado 1500	11"	12.75"	58-95-0035	58-151615	58-15161R
2011	2014	Chevrolet	Silverado 2500/3500HD	11"	12.75"	58-95-0035	58-151115	58-15111R
2015	2018	Chevrolet	Silverado 2500/3500HD	11"	12.75"	58-95-0045	58-151515	58-15151R
2006	2009	Dodge	Ram 2500/3500	11"	12.75"	58-95-0035	58-160625	58-16062R
2013	2018	Dodge	Ram 1500	11"	12.75"	58-95-0035	58-161315	58-16131R
2010	2018	Dodge	Ram 2500/3500	11"	12.75"	58-95-0045	58-161015	58-16101R
2018	2018	Ford	F-150 2018 (Excl EcoBoost)	11"	12.75"	58-95-0055	58-141815	-
2018	2018	Ford	F-150 2018 (w/EcoBoost) Not Winch Capable	11"	12.75"	58-95-0055	58-141815NW	-
2009	2014	Ford	F-150	11"	12.75"	58-95-0035	58-140915	58-14091R
2015	2017	Ford	F-150 (Excludes 2017 & up Raptor Edition)	11"	12.75"	58-95-0035	58-141515NW	58-14151RNW
2015	2017	Ford	F-150 (Excl. Eco Boost)	11"	12.75"	58-95-0045	58-141515	58-14151R
2017	2018	Ford	F-250/350	11"	12.75"	58-95-0045	58-141715	58-14171R
2008	2010	Ford	F-250/F-350	11"	12.75"	58-95-0035	58-140815	58-14081R
2011	2016	Ford	F-250/F-350	11"	12.75"	58-95-0035	58-141115	58-14111R
1999	2004	Ford	F-250/F-350	11"	12.75"	58-95-0035	58-149915	58-14991R
2005	2007	Ford	F-250/F-350	11"	12.75"	58-95-0035	58-140515	58-14051R
2013	2018	Ram	Ram 1500	11"	12.75"	58-95-0035	58-161315	58-16131R
2010	2018	Ram	Ram 2500/3500	11"	12.75"	58-95-0035	58-161015	58-16101R
2007	2013	Toyota	Tundra	11"	12.75"	58-95-0035	58-170715	58-17071R
2014	2018	Toyota	Tundra	11"	12.75"	58-95-0035	58-171415	58-17141R

HDX LED LIGHT BAR



FINISH: Textured Black	WARRANTY
MATERIAL: Steel	FINISH: 1 Year
	MATERIAL: Limited Lifetime

START	END	MAKE	APPLICATION	TEXTURED BLACK	RAW	START	END	MAKE	APPLICATION	TEXTURED BLACK	RAW
2007	2013	Chevrolet	Silverado 1500	58-95-0035	58-95-003R	2018	2018	Ford	F-150 2018 (w/EcoBoost) Not Winch Capable	58-95-0055	-
2014	2015	Chevrolet	Silverado 1500	58-95-0035	58-95-003R	2009	2014	Ford	F-150 (Excl Eco Boost)	58-95-0035	58-95-003R
2016	2018	Chevrolet	Silverado 1500	58-95-0035	58-95-003R	2015	2017	Ford	F-150 (Excludes 2017 & up Raptor Edition)	58-95-0035	58-95-003R
2011	2014	Chevrolet	Silverado 2500/3500HD	58-95-0035	58-95-003R	2015	2017	Ford	F-150 (Excl Eco Boost)	58-95-0045	-
2015	2018	Chevrolet	Silverado 2500/3500HD	58-95-0045	-	2017	2018	Ford	F-250/350	58-95-0045	-
2006	2009	Dodge	Ram 2500/3500	58-95-0035	58-95-003R	2008	2010	Ford	F-250/F-350	58-95-0035	58-95-003R
2013	2018	Dodge	Ram 1500	58-95-0035	-	2011	2016	Ford	F-250/F-350	58-95-0035	58-95-003R
2010	2018	Dodge	Ram 2500/3500	58-95-0045	-	1999	2004	Ford	F-250/F-350	58-95-0035	58-95-003R
2018	2018	Ford	F-150 2018 (Excl EcoBoost)	58-95-0055	-	2005	2007	Ford	F-250/F-350	58-95-0035	58-95-003R
						2013	2018	Ram	Ram 1500	58-95-0035	58-95-003R
						2010	2018	Ram	Ram 2500/3500	58-95-0035	58-95-003R
						2007	2013	Toyota	Tundra	58-95-0035	58-95-003R
						2014	2018	Toyota	Tundra	58-95-0035	58-95-003R

HDX PRE RUNNER BAR



FINISH: Textured Black	WARRANTY
MATERIAL: Steel	FINISH: 1 Year
	MATERIAL: Limited Lifetime

START	END	MAKE	APPLICATION	TEXTURED BLACK	RAW
All	All	All	Accessory for HDX Front Bumper	58-95-0015	58-95-001R



BUMPERS

WESTIN®

HDX REAR BUMPER

- » Made of 7 gauge steel
- » 1-piece fully welded construction
- » 1" thick HD shackle mounts
- » (2) Flush Mount LED lights included
- » License plate illumination lights included
- » Laser-cut HDX Logo on ends
- » Application specific designs
- » Mounting brackets included
- » Available with or without provision for back-up sensors
- » Available in textured black or raw finish

TEXTURED BLACK



RAW/PAINTABLE



WARRANTY

FINISH: 1 Year

MATERIAL: Limited Lifetime

FINISH: Textured Black

MATERIAL: Steel

START	END	MAKE	MODEL	TEXTURED BLACK	RAW (S/O ONLY)
2016	2018	Chevrolet	Silverado 1500 (Excl w/Sensors)	58-251605	58-25160R
2016	2018	Chevrolet	Silverado 1500 (Excl w/Sensors)	58-251605S	58-25160RS
2007	2013	Chevrolet	Silverado 1500 (Excl w/Sensors)	58-250705	58-25070R
2014	2015	Chevrolet	Silverado 1500 (Excl w/Sensors)	58-251405	58-25140R
2007	2013	Chevrolet	Silverado 1500 w/Sensors	58-250705S	58-25070RS
2014	2015	Chevrolet	Silverado 1500 w/Sensors	58-251405S	58-25140RS
2011	2014	Chevrolet	Silverado 2500/3500 (Excl w/Sensors)	58-251105	58-25110R
2015	2018	Chevrolet	Silverado 2500/3500 (Excl w/Sensors)	58-251505	58-25150R
2011	2014	Chevrolet	Silverado 2500/3500 w/Sensors	58-251105S	58-25110RS
2015	2018	Chevrolet	Silverado 2500/3500 w/Sensors	58-251505S	58-25150RS
2009	2018	Dodge	Ram 1500 w/rear factory dual exhaust (Excl w/Sensors)	58-260915	58-26091R
2006	2009	Dodge	Ram 2500/3500 (Excl w/Sensors)	58-260605	58-26060R
2009	2018	Dodge	Ram 1500 (Excl w/Sensors)	58-260905	58-26090R
2009	2018	Dodge	Ram 1500 w/dual rear exhaust (Excl w/Sensors)	58-260915	58-26091R
2009	2018	Dodge	Ram 1500 w/Sensors	58-260905S	58-26090RS
2009	2018	Dodge	Ram 1500 w/Sensors and dual rear exhaust	58-260915S	58-26091RS
2010	2018	Dodge	Ram 2500/3500 (Excl w/Sensors)	58-261005	58-26100R
2010	2018	Dodge	Ram 2500/3500 w/Sensors	58-261005S	58-26100RS
2009	2014	Ford	F-150 (Excl w/Sensors)	58-240905	58-24090R
2015	2018	Ford	F-150 (Excl w/Sensors)	58-241505	58-24150R
2009	2014	Ford	F-150 w/Sensors	58-240905S	58-24090RS
2015	2018	Ford	F-150 w/Sensors	58-241505S	58-24150RS
2017	2018	Ford	F-250/350 (Excl w/Sensors)	58-241705	58-24170R
2017	2018	Ford	F-250/350 w/Sensors	58-241705S	58-24170RS
1999	2016	Ford	F-250/F-350 (Excl w/Sensors)	58-249905	58-24990R
1999	2016	Ford	F-250/F-350 w/Sensors	58-249905S	58-24990RS
2009	2018	Ram	Ram 1500 (Excl w/Sensors)	58-260905	58-26090R
2009	2018	Ram	Ram 1500 w/dual rear exhaust (Excl w/Sensors)	58-260915	58-26091R
2009	2018	Ram	Ram 1500 w/Sensors	58-260905S	58-26090RS
2009	2018	Ram	Ram 1500 w/Sensors and dual rear exhaust	58-260915S	58-26091RS
2010	2018	Ram	Ram 2500/3500 (Excl w/Sensors)	58-261005	58-26100R
2010	2018	Ram	Ram 2500/3500 w/Sensors	58-261005S	58-26100RS
2007	2013	Toyota	Tundra (Excl w/Sensors)	58-270715	58-27071R
2014	2018	Toyota	Tundra (Excl w/Sensors)	58-271305	58-27130R



PART NO. 09-1918FMB

» LED FLUSH MOUNT INCLUDED!
3W OSRAM



UNIVERSAL SERIES BUMPERS

MOUNT KIT SOLD SEPARATELY



DIAMONDSTEP™

- » Popular diamond tread design
- » Full size tongue weight of 800 lbs and 8,000 lbs trailer weight
- » Downsize and compact are 350 lbs tongue weight and 3,500 lbs is trailer weight certified
- » V5 tested certified to SAE J684
- » Chrome, black and silver powder coat finish
- » 3 Year Warranty



SURESTEP™

- » Full size tongue weight of 800 lbs and 8,000 lbs trailer weight
- » 7 gauge hitch plate for full size
- » 10 gauge hitch for mid size and compact
- » 12 gauge face channel for full size
- » 13 gauge for mid size and compact
- » "Cold rolled bright steel" face channel
- » OE Style steel step plate
- » V5 tested certified to SAE J684
- » Molded polymer step surface



SURESTEP™ DELUXE

- » Full size tongue weight of 800 lbs and 8,000 lbs trailer weight
- » 12 gauge face channel for full size
- » 13 gauge for mid size and compact
- » "Cold rolled bright steel" face channel
- » OE style steel step plate
- » V5 tested certified to SAE J684
- » Molded polymer step surface
- » Molded flange

START	END	MAKE	MODEL	DIAMONDSTEP™			SURESTEP™			SURESTEP™ DELUXE			REQUIRED
				BLACK	SILVER	CHROME	BLACK	SILVER	CHROME	SILVER	CHROME		
1988	2000	Chevrolet	C/K-Series	20009	20008	—	—	—	21003	—	—	—	92230
1973	1987	Chevrolet	Fleet Side Reg/Ext Cab	20000	20002	21000	—	20022	21002	—	21007	—	92230
1973	1991	Chevrolet	C/K Fleet Side Crew Cab	20000	20002	21000	—	20022	21002	—	21007	—	92230
1967	1972	Chevrolet	Fleet Side, Long bed	20000	20002	21000	—	20022	21002	—	21007	—	92500
1983	2004	Chevrolet	S-Series ⁵	66000	—	76000	66001	—	76001	—	—	—	97200
1982	1982	Chevrolet	S-Series	66000	—	76000	66001	—	76001	—	—	—	97000
1983	1986	Chevrolet	S-Series Blazer, Jimmy	—	—	—	66001	—	76001	—	—	—	97500
1997	2004	Dodge	Dakota (excl. Quad Cab)	63000	—	73000	—	—	—	—	—	—	93800
1987	1996	Dodge	Dakota	63000	—	73000	—	—	—	—	—	—	97800
1987	1993	Dodge	D50 Pickup	61000	—	71000	61001	—	71001	—	—	—	95500
1983	1986	Dodge	D50 Pickup	61000	—	71000	61001	—	71001	—	—	—	94400
1994.5	2001	Dodge	Ram 1500 ¹	20009	20008	—	—	—	—	—	—	—	92240
1994	2002	Dodge	Ram 2500/3500 ¹	20009	20008	—	—	—	—	—	—	—	92240
1972	1993	Dodge	Fleet Side	20000	20002	21000	—	20022	21002	20007	21007	—	92230
1978	1985	Dodge	Ram Charger	20000	20002	21000	—	20022	21002	20007	21007	—	92400
1978	1996	Ford	Bronco	20000	20002	21000	—	20022	21002	20007	21007	—	95600
1967	1996	Ford	F-Series Style Side (all)	20000	20002	21000	—	20022	21002	20007	21007	—	92230
1997	1998	Ford	F-250/350HD ⁹	20000	20002	21000	—	20022	21002	20007	21007	—	92230
1982	2004	Ford	Ranger (excl. Splash) ⁶	66000	—	76000	66001	—	76001	—	—	—	97200
1992	2012	Ford	Van, Full size ³	20107	20105	21105	—	—	—	—	—	—	N/A
1988	2000	GMC	C/K-Series	20009	20008	—	—	—	21003	—	—	—	92230
1973	1987	GMC	Fleet Side Reg/Ext Cab	20000	20002	21000	—	20022	21002	—	21007	—	92230
1973	1991	GMC	C/K Fleet Side Crew Cab	20000	20002	21000	—	20022	21002	—	21007	—	92230
1967	1972	GMC	Fleet Side, Long bed	20000	20002	21000	—	20022	21002	—	21007	—	92500
1983	2004	GMC	S-Series ⁵	66000	—	76000	66001	—	76001	—	—	—	97200
1982	1982	GMC	S-Series	66000	—	76000	66001	—	76001	—	—	—	97000
1983	1986	GMC	S-Series Blazer, Jimmy	—	—	—	66001	—	76001	—	—	—	97500
1996	2004	Isuzu	Hombre	66000	—	76000	66001	—	76001	—	—	—	97200
1988	1995	Isuzu	Pickup ⁷	65000	—	75000	61001	—	71001	—	—	—	95700
1987	1992	Jeep	Comanche	63000	—	73000	—	—	—	—	—	—	97900
1994	2004	Mazda	Pickup	66000	—	76000	66001	—	76001	—	—	—	97200
1986	1993	Mazda	Pickup	65000	—	75000	—	—	—	—	—	—	95800
1987	1997	Mitsubishi	Pickup	61000	—	71000	61001	—	71001	—	—	—	95500
1983	1986	Mitsubishi	Pickup	61000	—	71000	61001	—	71001	—	—	—	94400
1986.5	2004	Nissan	Pickup (excl. Frontier)	66000	—	76000	66001	—	76001	—	—	—	95300
1995	1999	Toyota	Tacoma	66000	—	76000	66001	—	76001	—	—	—	93700
1989	1994	Toyota	Pickup	61000	—	71000	61001	—	71001	—	—	—	93500
1980	1988	Toyota	Pickup	61000	—	71000	61001	—	71001	—	—	—	94400

FOOTNOTES:

1. Excludes models with tailgate lights. 2. Black powder coat finish. 3. Brackets welded to bumper, mounts to vehicle frame. Hardware & instructions included. 4. OE brackets welded to vehicle frame. Hardware & instructions included. No other brackets required. 5. Best Preferred Equipment Group & Sport Package models only. 6. Will not work with factory hitch. 7. Order mount kit part # 95700 for DIAMONDSTEP™ bumper application. 8. Without license plate mounting panels. 9. Square body style (excludes F250LD)

FINISH: Chrome, Black and Silver

MATERIAL: Cold Rolled Steel

WARRANTY: 3 year



PERFECT MATCH BUMPERS

- » OE style
- » Complete assembly
- » Molded polymer step pads
- » V5 tested certified to SAE J684
- » Chrome and black finish
- » 3 Year warranty

FINISH: Chrome, Black and Gray

MATERIAL: Molded Polymer Step Pads

WARRANTY: 3 year



START	END	MAKE	MODEL	CHROME	BLACK	GRAY
1988	1998	Chevrolet	C/K Series 1500LD	31000	32000	-
1988	2000	Chevrolet	C/K 2500/3500HD w/old body style	31000	32000	-
1998	2004	Chevrolet	S-10 LS, LS Xtreme & LSZR Fleet side	31007*	32007	-
1998	2004	Chevrolet	S-10 LS, LS Xtreme & LSZR Fleet side	35007	32007	-
1992	1994	Chevrolet	Blazer Full size	31001	-	-
1998	2004	Chevrolet	Blazer LS & LT models (Excludes Trailblazer)	-	32009	-
1998	2004	Chevrolet	Blazer LS & LT models (Excludes Trailblazer)	-	36009	-
1996	2007	Chevrolet	Express	31008	32008	-
2000	2005	Chevrolet	Suburban/Tahoe	31014	32014	-
1992	1999	Chevrolet	Suburban	31001	-	-
1995	1999	Chevrolet	Tahoe	31001	-	-
2007	2013	Chevrolet	Silverado 1500 * (w/o sensors)	31023	32023	-
2007	2012	Chevrolet	Silverado 1500 * (w/sensors)	31024	32024	-
2001	2007	Chevrolet	Silverado 2500/3500HD "Classic"	31013	32013	-
1999	2007	Chevrolet	Silverado 1500LD "Classic"	31006	-	32006
1999	2004	Chevrolet	Silverado 2500LD	31006	-	32006
2004	2008	Dodge	Ram 1500	31017	32017	-
2002	2008	Dodge	Ram 1500	31015	32015	-
1994.5	2001	Dodge	Ram 1500	31005	32005	-
2004	2008	Dodge	Ram 2500/3500	31017	32017	-
2003	2009	Dodge	Ram 2500/3500	31015	32015	-
1994	2002	Dodge	Ram 2500/3500	31005	32005	-
2005	2008	Dodge	Dakota (not Quad Cab)	31016	32016	-
1997	2004	Dodge	Dakota Base, R/T & SLT	31012	-	32012
1997	2004	Ford	F-150LD Style Side XL & XLT ? (Heritage Edition only)	31002	-	32002
1997	1999	Ford	F-250LD Style Side XL & XLT	31002	-	32002
1999	2007	Ford	F-250/350/450/550HD Super Duty 1	31003	-	32003
1997	2002	Ford	Expedition XLT & Eddie Bauer model 1	31004	-	-
1997	2002	Ford	Expedition XLT & Eddie Bauer model 1	33004	-	-
1998	2001	Ford	Explorer XLT, Limited, & Eddie Bauer models	31010	32010	-
1998	2001	Ford	Explorer XLT, Limited, & Eddie Bauer models	33010	32010	-
1998	2004	Ford	Explorer Sport, Sport Plus	31010	32010	-
1998	2004	Ford	Explorer Sport, Sport Plus	33010	32010	-
1993	2004	Ford	Ranger XL 3	35008*	-	-
1993	2004	Ford	Ranger Edge/Edge Plus (excl. Splash model)	35008*	-	-
1988	1998	GMC	C/K Series 1500LD	31000	32000	-
1988	2000	GMC	C/K 2500/3500HD w/old body style	31000	32000	-
1992	1999	GMC	Suburban	31001	-	-
2000	2005	GMC	Yukon/Yukon XL	31014	32014	-
1995	1999	GMC	Yukon	31001	-	-
1998	2007	GMC	Savana	31008	32008	-
2001	2007	GMC	Sierra 2500/3500HD "Classic"	31013	32013	-
2007	2013	GMC	Sierra 1500 * (w/o sensors)	31023	32023	-
2007	2012	GMC	Sierra 1500 * (w/sensors)	31024	32024	-
1999	2007	GMC	Sierra 1500LD "Classic"	31006	-	32006
1999	2004	GMC	Sierra 2500LD	31006	-	32006
1998	2002	GMC	Jimmy SLE, SLS, SLS Comfort & SLT models	-	32009	-
1998	2002	GMC	Jimmy SLE, SLS, SLS Comfort & SLT models	-	36009	-
1998	2004	GMC	Sonoma SL, SLS & SLE Fleet side	31007*	32007	-
1998	2004	GMC	Sonoma SL, SLS & SLE Fleet side	35007*	32007	-
1998	2001	Mercury	Mountaineer	31010	32010	-
1998	2001	Mercury	Mountaineer	33010	32010	-
1995	2004	Toyota	Tacoma	31018	32018	-

**FORD SUPERDUTY
PART NO. 31002**



**DODGE RAM
PART NO. 31004**



**DODGE RAM
PART NO. 31005**



**CHEVROLET/GMC
SILVERADO/SIERRA "CLASSIC"
PART NO. 31006**



FOOTNOTES:

1. Cannot be used with "Parking Sensor" option. 2. Excludes '01-'03 F150 Super Crew model. 3. Will fit XL models but does not match XL Styling. 4. Excludes "Classic".

LEGEND

- * Gray step pad on chrome bumper.
- ◆ Tan step pad on chrome bumper.
- ◇ Gray step pad on black bumper.

MERCHANDISE DISPLAYS

DESCRIPTION	NOTE	PART NO.
Westin Banner	Limit one (1) per location	55026
HDX Bumper Display Stand	Product not included	55458
Step-Up Display Tower	Product not included	55470
HDX Grille Guard & Running Board Display Stand	Product not included	55570
3 Hitch Display Stand 12" x 36"	Product not included	55655
HD Headache Rack Display Stand	Product not included	55780



HDX BUMPER DISPLAY

- DISPLAY STAND
- HEADER CARD (12"X48") (2)
- HEADER CLIPS

PART NO. 55458

NOTE: BUMPERS NOT INCLUDED

WADE DISPLAYS

DESCRIPTION	PART NO.
Wade Bed Cap Display (24x36)	55270
Wade Single Mini Mat Display (36x24)	55271
Wade Wind Deflector Display (24x36)	55477

WADE SINGLE MINI MAT DISPLAY



WADE WIND DEFLECTOR DISPLAY



WADE BED CAP DISPLAY



LED COUNTER TOP DISPLAY

COMPLETE DISPLAY WITH LIGHTS, GRAPHICS AND LITERATURE:
PART NO. 55409-02

- » Countertop overall size: 15" (L) x 17" (H) x 10.04" (D)
- » Includes four (4) LED lights:
 - 6" EF2 Light Bar
 - 3.3" Quadrant LED Auxiliary Light
 - Axis LED Auxiliary Light (Round)
 - 5" Fusion5 EF LED Light Bar
- » Vivid graphic
- » Literature pocket on right side of display
- » Includes 2 packs of 25 folded product brochures
- » Individual On/Off switches
- » Plug-in power source
- » No assembly required



STEP-UP TOWER DISPLAY* (ONLY)

PART NO. 55470

- » Highly Visible 12" x 36" Color Header
- » Locking Casters
- » Product sold separately

NERF STEP BAR AND RUNNING BOARD SAMPLES


- » 40" product samples
- » Finished ends for accurate representation
- » Hardware included
- » 11 step samples options available

STEP-UP TOWER W/ 6 STEP SAMPLES

PART NO. 55476

- » Includes Tower w/ 6 Step Samples
- » Pro Traxx® 4 Sample / Polished
- » Pro Traxx® 5 Sample / Polished
- » R5 Nerf Step Bar / Polished
- » R7 Nerf Step Bar / Black
- » HDX Xtreme Step / Textured Black
- » HDX Drop Step / Textured Black

DESCRIPTION	FINISH	PART NO.
GenX Oval Step - 40" Sample	Polished	20-5470
GenX Oval Step - 40" Sample	Black	20-5475
PRO TRAXX 4 - 40" Sample	Polished	21-52400
PRO TRAXX 4 - 40" Sample	Black	21-52405
Platinum 4 - 40" Sample	Polished	21-5470
PRO TRAXX 5 - 40" Sample	Polished	21-55400
PRO TRAXX 5 - 40" Sample	Black	21-55405
PRO TRAXX 6 - 40" Sample	Polished	21-65400
PRO TRAXX 6 - 40" Sample	Black	21-65405
Premier 6 - 40" Sample	Polished	22-6400
E-Series 3 - 40" Sample	Polished	23-5470
Signature 3 - 40" Sample	Black	25-5475
Molded Lighted/Un-Lighted Running Board - 40" Sample	Black	27-0410
Sure-Grip Running Board - 40" Sample	Brite	27-6420
SG6 Lighted Running Board - 40" Sample	Polished	27-5790
SG6 Lighted Running Board - 40" Sample	Black	27-5795
R5 Nerf Step - 40" Sample	Polished	28-55400
R5 Nerf Step - 40" Sample	Black	28-55405
Stylized Running Board - 40" Sample	Black/Polished	28-55420
R7 Nerf Step 40" Sample	Polished	28-75400
R7 Nerf Step 40" Sample	Black	28-75405
Thrasher Step Board - 50" Sample	Textured Black	28-85405
Triple Tube Rock Rail - 40" Sample	Textured Black	42-6545
HDX Drop Step - 40" Sample	Textured Black	56-15405
HDX Xtreme Step Board - 40" Sample	Textured Black	56-25405
HD Running Board - 40" Sample	Textured Black	57-55470



MIX & MATCH

LITERATURE

Application Guide
Part No. W18

New Products Brochure
Part No. W17

Jeep Catalog
Part No. WJP

Lighting Catalog
Part No. W09

