

black widow™

TUNED PERFORMANCE EXHAUST



PRODUCT CATALOG





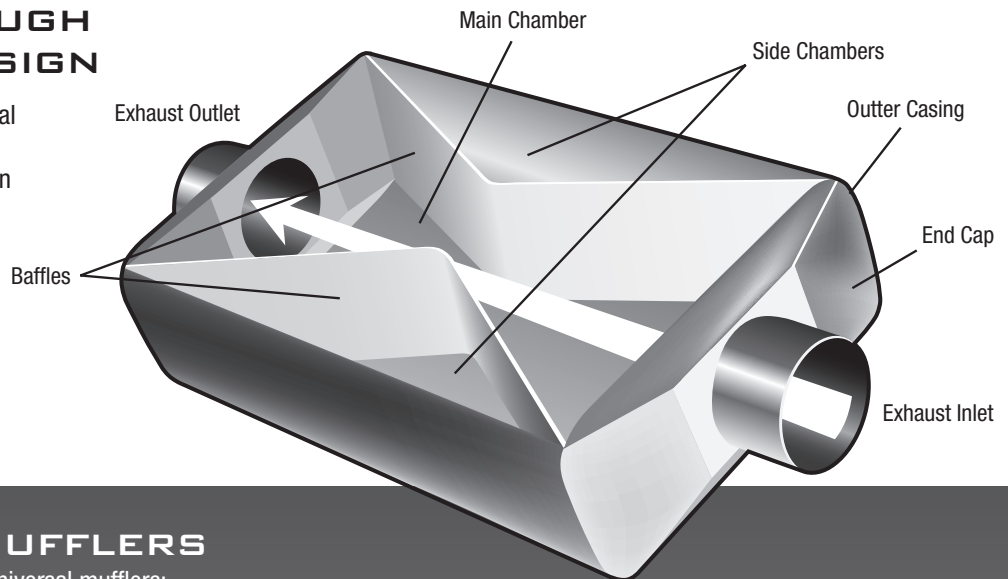
PERFORMANCE EXHAUST

Black Widow Tuned Performance Exhaust is the collaboration of auto engineers and enthusiasts looking to create a new sound without the restrictive and droning characteristics of other mufflers on the market today. Our patented "Black Widow" hourglass design is the result of over 25 years of research and development.

With an ideal balance of exhaust velocity and exhaust volume using acoustic sound wave deflection, our baffle design achieves a new and distinctive sound unlike any other performance muffler on the market.

STRAIGHT THROUGH HOURGLASS DESIGN

Our Pro Venom and Venom series internal baffle designs are almost identical in design and sound and can be installed in either direction.



BLACK WIDOW MUFFLERS

We offer 2 styles of high performance universal mufflers:

Pro Venom 250-series

(Square Design)

Finish: 14-Gauge Polished 304 Stainless Steel

Inlet/Outlet Sizes: 2.5" and 3"

Case Size: 14" x 9" x 4"

See Back For Part Numbers



Venom 250 and 300-series

(Oval Design)

Finish: 14-Gauge Brushed 430 Stainless Steel

Inlet/Outlet Sizes: 2.5" and 3"


Case Size: 14" x 9" x 4" (250-series)

Case Size: 16" x 9" x 4" (300-series)

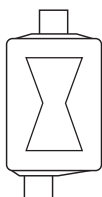
See Back For Part Numbers



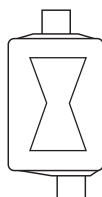
PRO VENOM 250-SERIES



Center/Center

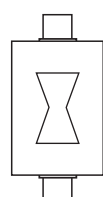


Side/Center

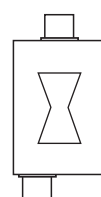


Center/Side

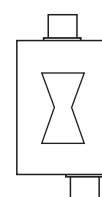
VENOM 250-SERIES



Center/Center

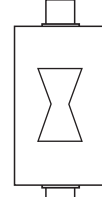


Side/Center - P



Side/Center - D

VENOM 300-SERIES



Center/Center Only

BENEFITS OF BLACK WIDOW MUFFLERS

1. Black Widow mufflers create an all new and unique sound that no other mufflers on the market can reproduce.
2. Our mufflers have a straight through hourglass baffle design that forces air out of the muffler, minimizing resistance and allowing for maximum horsepower and torque.
3. Drone is reduced by allowing sound waves and airflow to move together freely throughout the muffler.
4. Our sound is consistent throughout the life of the muffler as opposed to packed mufflers that deteriorate over time - ultimately resulting in degradation of sound.
5. All Black Widow mufflers can be installed in either direction.
6. A 2 Million Mile warranty protects the original purchaser and future owners.
7. Our mufflers are universal and come in standard 2.5" and 3" sizes - so they can be fitted to almost any application.
8. All of our mufflers are made out of 14-gauge stainless steel and quality-welded, so they will never rust out or damage under most circumstances.
9. Because of their straight through flow, Black Widow mufflers allow for more horsepower and torque and improve gas mileage.
10. Black Widow mufflers can be installed on 4, 6, 8 and 10 cylinder exhaust systems.
11. Both Pro Venom 250-series and Venom 250-series mufflers create virtually the same sound. Our Venom series is available at a more competitive price.
12. Our Pro-Venom 250-series are available in polished 304 stainless steel which will never rust. Our Venom series 430 mufflers are made using 430 stainless steel - and available only in a brushed finish.

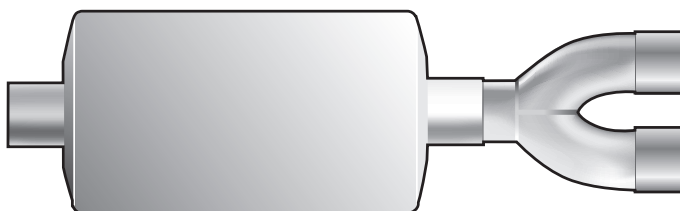
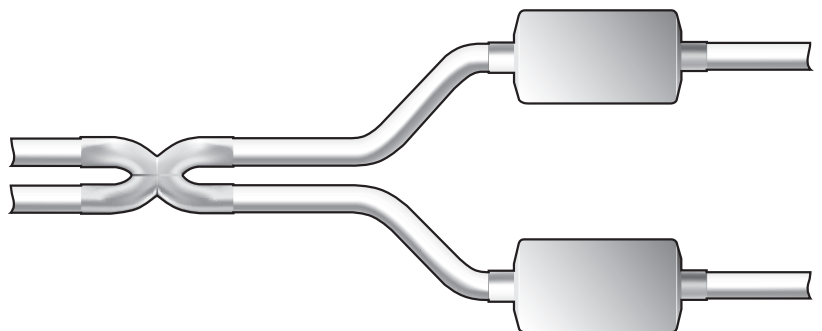
INSTALLATION FAQs

All mufflers are universal and designed to fit virtually any application.



For optimum sound and reduction of drone, a length of at least 12" of tailpipe is recommended.

For dual mufflers, the use of an "X" crossover pipe is recommended for optimum sound and reduction of drone.



A "Y" pipe is required to keep dual exhaust pipes when replacing a muffler with dual outlets.

IMPORT & TUNER



DART

Evo WRX FR-S
GTX TC BRZ FOCUS
IMPREZA CIVIC



Pro Venom



Venom

IMPORT

250-series (Pro Venom or Venom)

Inlet size - 2.5"

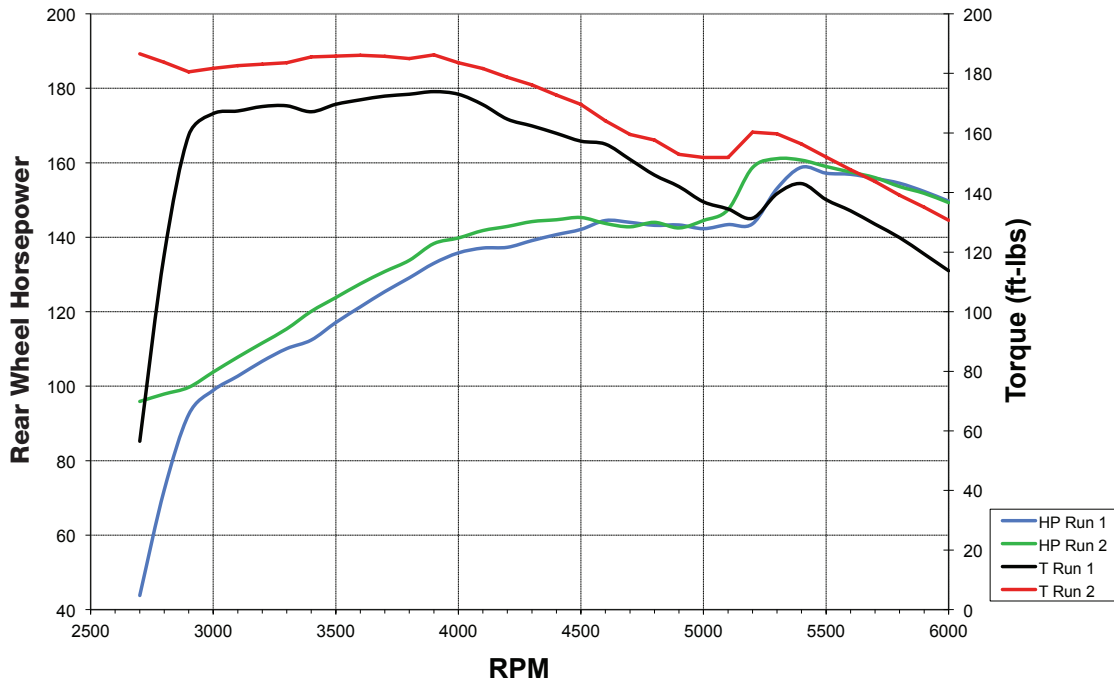
Center/Center, Side/Center or Center/Side

TUNER

250-series (Pro Venom or Venom)

Inlet size - 2.5" or 3"

Center/Center, Side/Center or Center/Side



STREET ROD & RACE CAR



383
 392 HEMI 427 LS
 350 351 CLEVELAND
 BOSS 302
 440 LT
 455
 BOSS 351

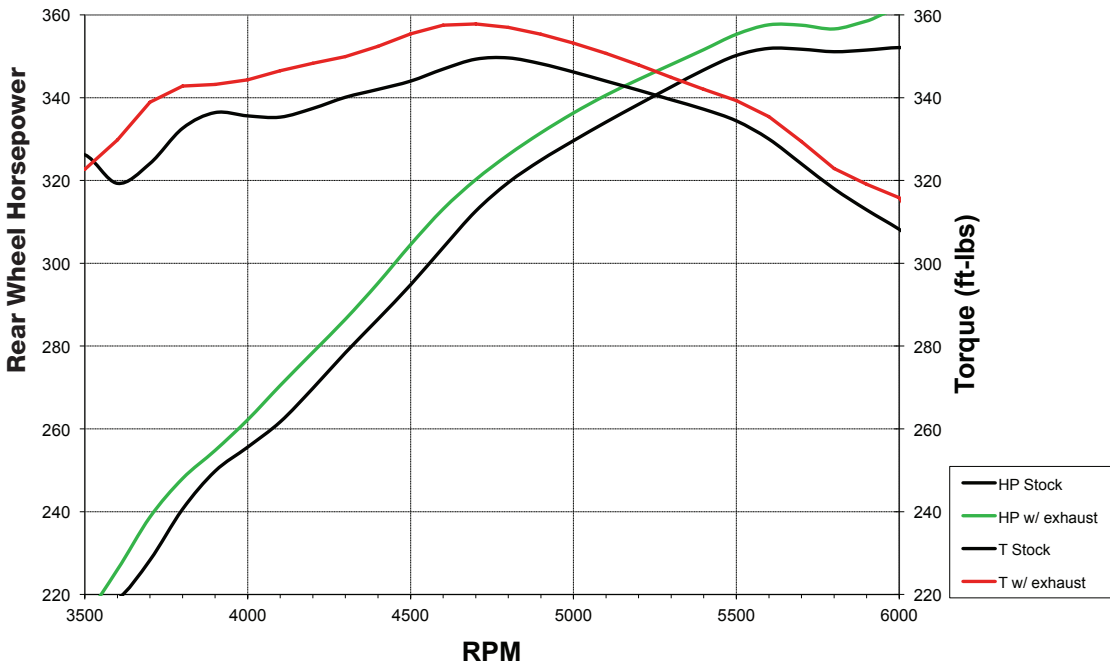


STREET ROD

RACE CAR

250-series and 300-series (Pro Venom and Venom)
 Inlet size - 2.5" or 3"
 Center/Center, Side/Center or Center/Side

250-series and 300-series (Pro Venom and Venom)
 Inlet size - 2.5" or 3"
 Center/Center, Side/Center or Center/Side



MUSCLE CAR

(EARLY MODELS)



CORVETTE GTO
SUPER BEE CHALLENGER
CHEVELLE
MUSTANG ROAD RUNNER
BARRACUDA DUSTER
CAMARO NOVA
CHARGER COBRA



Pro Venom



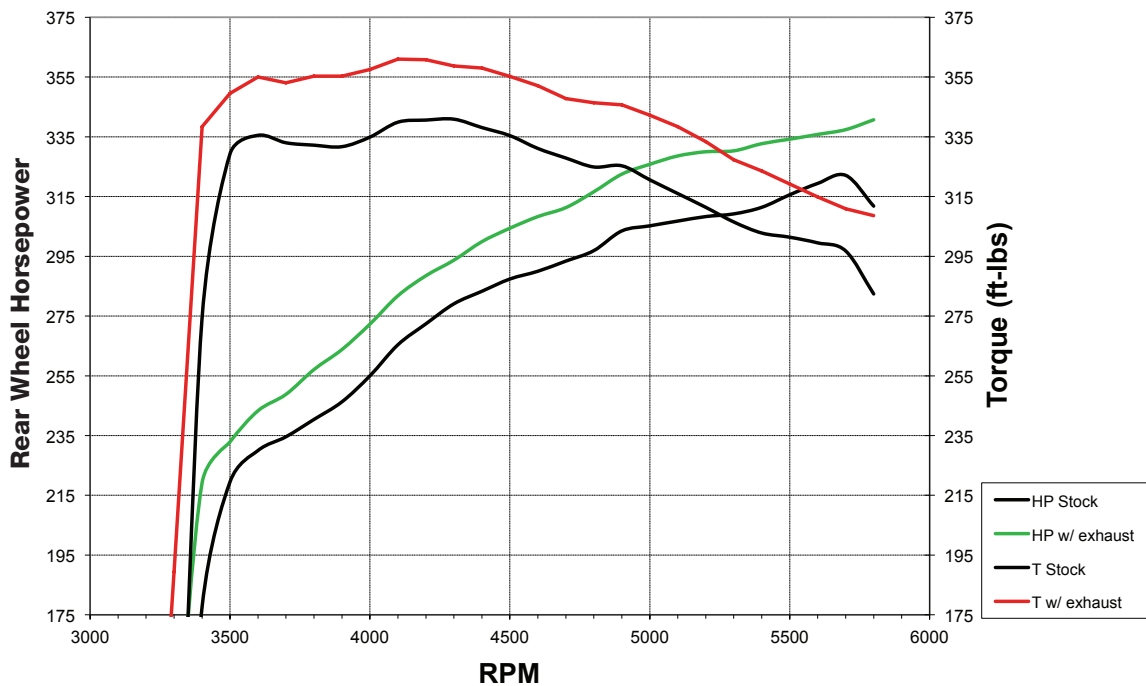
Venom

EARLY MUSCLE CAR

250-series (Pro Venom and Venom)

Inlet size - 2.5" or 3"

Center/Center, Side/Center or Center/Side



MUSCLE CAR

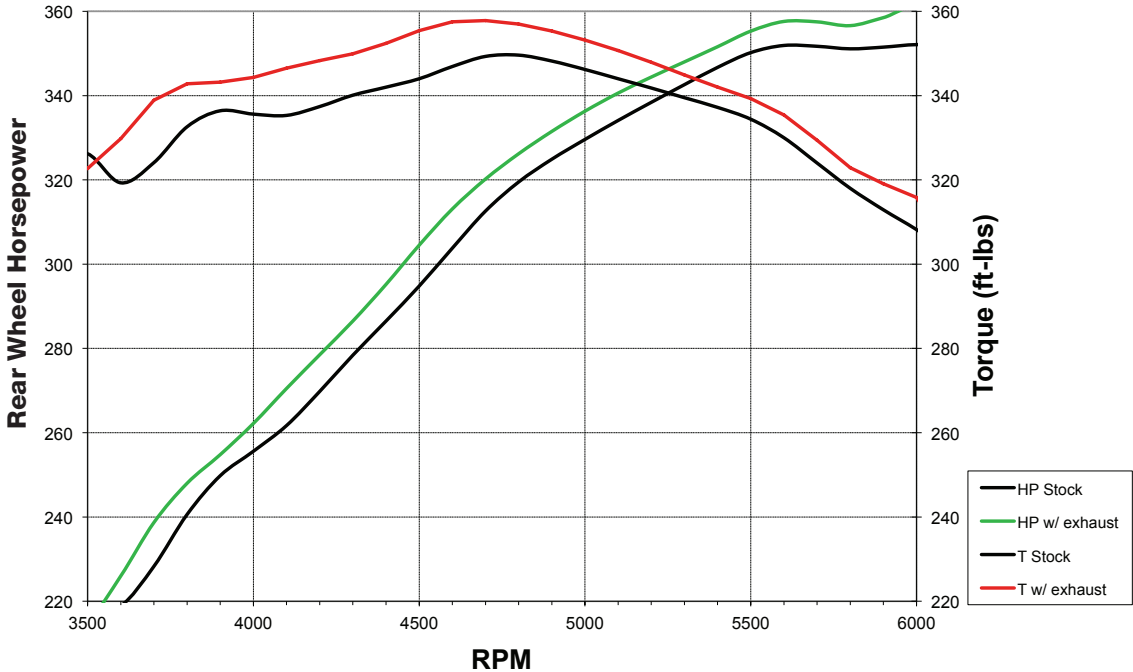
(LATE MODELS)

IMPALA CHARGER
CORVETTE CHALLENGER
COBALT SS TRANS AM
GTO SHELBY GT500
MUSTANG SRT
GTX CAMARO



LATE MUSCLE CAR

250-series (Pro Venom or Venom)
Inlet size - 2.5" or 3"
Center/Center, Side/Center or Center/Side



TRUCK



1500 RANGER
SILVERADO F-150
TACOMA
RAM RAPTOR
SIERRA
TUNDRA F-250

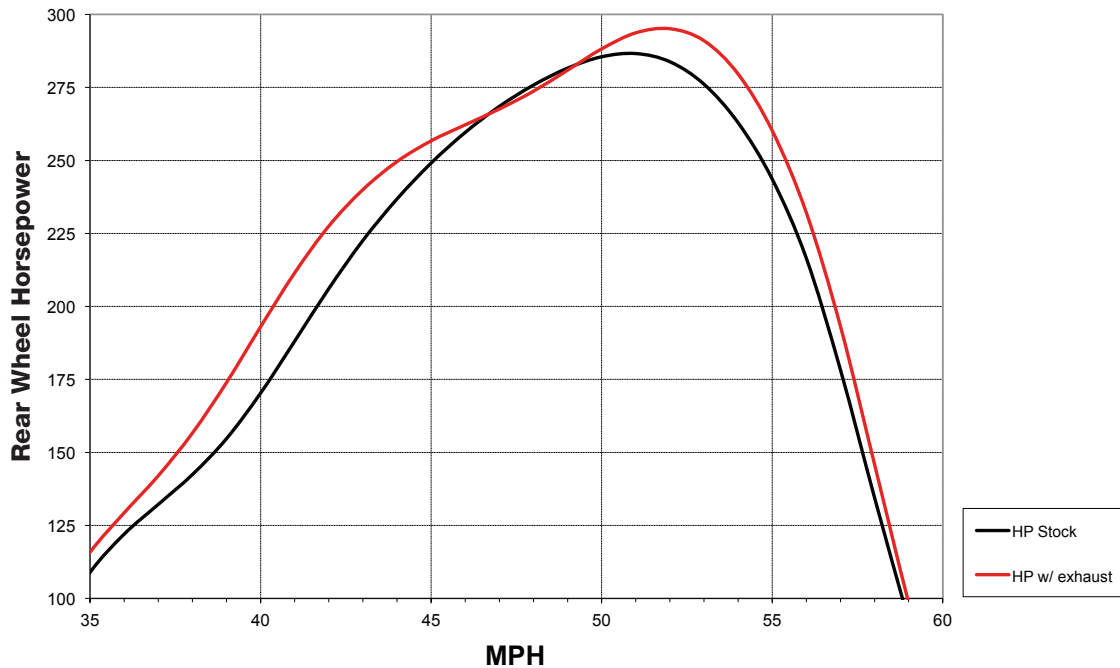


TRUCK

250-series and 300-series (Pro Venom and Venom)

Inlet size - 2.5" or 3"

Center/Center, Side/Center or Center/Side



4-RUNNER TAHOE
 SUBURBAN HUMMER
 DURANGO WRANGLER
DENALI
 CHEROKEE FJ CRUISER
 LAND CRUISER

SUV & JEEP



Pro Venom



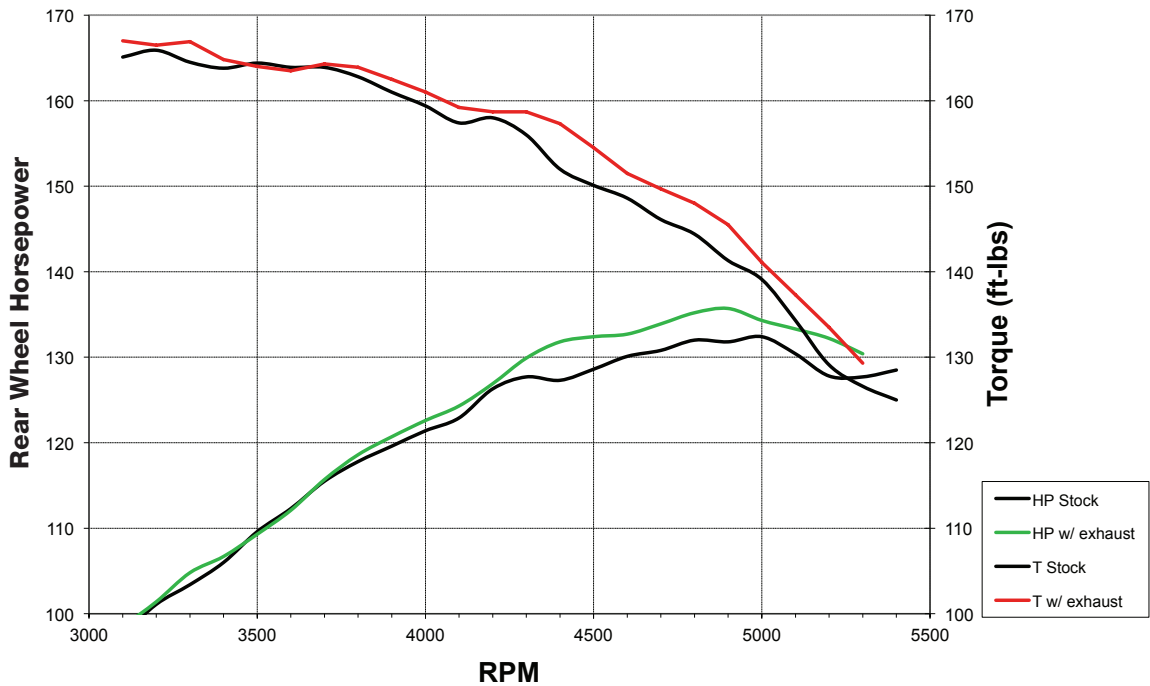
Venom

SUV

250-series and 300-series (Pro Venom and Venom)
 Inlet size - 2.5" or 3"
 Center/Center, Side/Center or Center/Side

JEEP

250-series and 300-series (Pro Venom and Venom)
 Inlet size - 2.5" or 3"
 Center/Center, Side/Center or Center/Side





BILL SPEED

CREATOR

Growing up in Southern California and being immersed in race cars and hot rods from a young age shaped a way of life for Bill Speed. At the age of 12 he built his first v8 stock car in his dad's race shop – triggering his career as an automotive builder, engineer and racer. While racing stock cars on the weekends and managing and working in muffler shops, he studied the different muffler designs and developed a sensitive ear for the different sounds they made – never completely satisfied with them. Encouraged by the cheers of fans in the stands and with his knowledge of mufflers, he began building his own, trying to mimic the 180° stock car header sound for his own street cars.

Over time, other influences played in sound that he was so determined to – like Bill's passion for music and movies as well as his interest in tuning sound in the studio.

Finally, with over 25 years of research and development and many unsuccessful prototypes, the Pro Venom 250-series, Venom 250-series and Venom 300-series mufflers were created – creating that ideal sound that Bill put his heart and

WHY THE NAME “BLACK WIDOW”?

The answer is simple – used throughout our mufflers is a patented hourglass baffle design that resembles the same design on the belly of a Black Widow spider.



PRODUCT REFERENCE

Pro Venom 250-series (Polished)



Pro Venom 250-series - 2.5"

Configuration	Part Number
Center/Center	BWP0001
Side/Center or Center/Side	BWP0005

Pro Venom 250-series - 3"

Configuration	Part Number
Center/Center	BWP0003
Side/Center or Center/Side	BWP0004

All configurations are bi-directional.

Venom 250 and 300-series (Brushed)



Venom 250-series - 2.5"

Configuration	Part Number
Center/Center	BW0001
Side/Center	BW0005 - P
Side/Center	BW0005 - D

Venom 250-series - 3"

Configuration	Part Number
Center/Center	BW0003
Side/Center	BW0004 - P
Side/Center	BW0004 - D

P - Denotes Passenger Side, D - Denotes Driver Side

Venom 300-series - 3"

Configuration	Part Number
Center/Center	BW0002

All configurations are bi-directional.